

# VIRGINIA TECH

# HOKIES



Joe Hamilton



Carlton Carter




Mibindo Dongo



VIRGINIA POLYTECHNIC INSTITUTE  
AND STATE UNIVERSITY

# Basketball 2001-2002



**Head Coach Ricky Stokes**



**Jon Smith**

## Virginia Tech Basketball and the BIG EAST Conference

On Jan. 3, 2001, Virginia Tech basketball entered a new era, as the Hokies began play in the BIG EAST Conference. Tech now competes in one of the elite leagues in all of college basketball, one with a rich history of outstanding players, teams, coaches and games.

The BIG EAST Conference lays claim to three NCAA Champions in the league's short history (Georgetown, 1984, Villanova, 1985 and Connecticut, 1999). Four other schools, Providence, St. John's, Seton Hall and Syracuse, have advanced to the Final Four as members of the conference. In all, the BIG EAST has made 10 Final Four appearances.

Virginia Tech marked its first-ever BIG EAST Conference victory in just its third game, as the Hokies knocked off Miami, 85-74, in Cassell Coliseum, on Jan. 10. Miami was one of 11 BIG EAST teams to participate in either the NCAA or NIT tournaments. All 11 teams that qualified for post-season were selected.

Cassell Coliseum will once again be a hotbed of outstanding BIG EAST action. Home games with East Division BIG EAST foes Villanova, St. John's, Miami, Boston College, Providence and Connecticut, along with Rutgers and Seton Hall from the league's West Division will provide Hokie fans with top-level excitement during the 2001-02 season.

The groundwork has been laid for Virginia Tech's rise as a power in the BIG EAST. The 2001-02 season will be exciting, for everyone involved.



# VIRGINIA TECH HOKIES

## MEDIA GUIDE

### Contents

#### Basketball Staff

Assistant Coaches .....	11-13
Head Coach Ricky Stokes .....	8-10
Support Staff .....	14

#### General Information

Administration .....	108-109
Athletic Facilities .....	98-99
Athletic Fund .....	105
Athletic Performance .....	100-101
BIG EAST Conference .....	36-38
Blacksburg, Va. ....	110-111
Cassell Coliseum .....	96-97
Hokies in the Community .....	33
HokieSports.com – the newspaper .....	107
Home Court Excitement .....	32
ISP Sports .....	106
Media Information .....	2-3
Monogram Club .....	107
Sports Information Directory .....	3
Sports Medicine .....	104
Student-Athlete Office	
of Academic Enrichment Programs .....	102
Student Life .....	103
This Is Virginia Tech .....	94-95
Virginia Tech Campus Map .....	112
Virginia Tech Radio Network .....	106
What Is a Hokie? .....	95

#### Looking Back To 2000-2001

Box Scores .....	44-48
Results .....	42
Season in Review .....	40-41
Statistics .....	43

#### Numbers, Records and ...

All-Time Greats .....	82
Coaching Records .....	84
For the Record .....	75
Individual Records .....	66-68
93 Cage Seasons .....	83
Postseason Play .....	78-79
Series Records .....	76-77
Team Records .....	69-70
Tech Sports Hall of Fame .....	80-81
Top 10 .....	74
Year-by-Year Leaders .....	71-73
Year-by-Year Records .....	85-92

#### Previewing the 2001-2002 Season

A Talk With Ricky Stokes .....	10
Hokie Profiles .....	16-31
Outlook .....	4-6
Opponent Information .....	50-61
Photo Roster .....	Inside Back Cover
Rosters .....	34
Schedule .....	Outside Back Cover
Travel Plans .....	61
Year-by-Year vs. 2001-2002 Opponents .....	62-64



### Virginia Tech Quick Facts

Location .....	Blacksburg, VA 24061
Basketball Address .....	274 Jamerson Athletic Center
Enrollment .....	25,000
Nickname .....	Hokies
Colors .....	Chicago maroon & burnt orange
Conference .....	BIG EAST Conference (East Division)
Arena (Capacity) .....	Cassell Coliseum (10,052)
Tech's All-Time Record .....	1102-911
President .....	Dr. Charles Steger
Director of Athletics .....	Jim Weaver
Head Coach .....	Ricky Stokes (Virginia, 1984)
VT Record/Years .....	24-34 (2 years)
Overall Record/Years .....	24-34 (2 years)
Assistant Coaches .....	Mark Cline (Wake Forest, 1988)
	Steve Lytton (East Tennessee State, 1968)
	Randy Peele (Virginia Wesleyan, 1980)
Administrative Assistant .....	Alfonzo Duncan (Winston-Salem State, 1989)
Basketball Trainer .....	Keith Doolan
Basketball Secretary .....	Sharon Spradlin
2000-01 Record .....	8-19
Conference Record/Finish .....	2-14 (7th in East)
Starters Returning/Lost .....	5/0
Letterwinners Returning/Lost .....	7/3
Newcomers .....	4
Sports Information Director .....	Dave Smith
Assistant SID/Basketball Contact .....	Bill Dyer
SID Secretary .....	Donna Smith

### Directory

Athletic Department .....	(540) 231-6796
Men's Basketball Office .....	(540) 231-6725
Sports Information Office .....	(540) 231-6726
Sports Information FAX .....	(540) 231-6984
Dyer's Office Phone .....	(540) 231-8852
Dyer's Home Phone .....	(540) 552-8462
Dyer's E-mail Address .....	wdyer@vt.edu

Website: **hokiesports.com**

**CREDITS:** **Editor** – Bill Dyer, Assistant Sports Information Director; **Design** – Anne Panella, Associate Sports Information Director; **Contributors** – Torye Hurst, Jed Hurt, Larry Hincker, Julie Greco; **Covers** – Cover photographs were contributed by David Knachel of the Virginia Tech Sports Information Office; **Photography** – Many photos inside the media guide were contributed by Woody Veasey of Christiansburg, Va., and Knachel. George Patch, Wayne Scarberry, Mark Nystrom, Jim Bridgeman, Bill Setliff, Ruth Babylon, photographers of the *Roanoke Times*, and University Relations Visual Communications also contributed to the media guide;

**Printing** – Southern Printing Co., Inc., of Blacksburg, Virginia.

## **Press Services**

The Virginia Tech Sports Information Office will be available throughout the 2001-2002 basketball season to accommodate any media requests. Following are some guidelines that should make it easier for media members to cover the Virginia Tech men's basketball team. Any additional questions should be directed to Bill Dyer, assistant sports information director.

## **Press Credentials**

Requests for press credentials are screened with care to ensure a working press row. Traditional print, television and radio (media agency) regularly assigned to cover Virginia Tech and the visiting school will receive

first priority, as well as national news-gathering agencies. Credentials for on-line Internet sites will be granted to Virginia Tech operated Web sites, the visiting team's official Web site and the BIG EAST Conference's official Web site.

Requests should be made in writing on company letterhead at least 10 days prior to the game to guarantee consideration. Requests should be directed to Bill Dyer, assistant SID.

All other qualifying credential requests and requests made the week of the game, will be filled on a space-available basis.

Any abuse of a working credential will result in the media agency losing credential privileges.

## **Additional Accreditation Guidelines**

\* Only full-time, salaried employees intending to provide actual game coverage may receive credentials.

\* A requesting media agency must represent a collective, organizational editorial voice, not simply the offerings of a single individual.

\* Membership in a writer's association does not automatically qualify an agency for credentials.

\* A media agency may assign one of its credentials to its on-line entity.

\* An on-line entity, not associated with a traditional media agency, may qualify for one credential, subject to the following conditions:

An on-line entity may receive a credential only if its own full-time staff writes a majority percentage of that site's own material.

On-line entities that operate team specific Web sites will not receive credentials.

Any on-line service that is recognized as an outlet intended primarily for the purpose of delivering news related to the recruitment of student-athletes will not qualify for credentials.

On-line entities (other than those identified above) registering 10,000 unique users per month in each of the past 12 months will be given first consideration.

## **Photo Credentials**

The NCAA has established a control policy to keep the court free from congestion. Only photographers on assignment and members of the television media are given photo credentials. Free-lance or amateur photographers will not be issued credentials. Accredited photographers may work along the playing floor at both ends behind the restriction line established by the NCAA.

## **Media Will Call**

In most cases, credentials will be mailed. Credentials may be picked up the day before a game from secretary Donna Smith in the Sports Information Office. Credentials not mailed or picked up will be held at the Will Call Window located at the front entrance to Cassell Coliseum.

## **Parking**

Media parking is available in the lot across from Cassell Coliseum. The



*Virginia Tech basketball is covered by media from all over the state and area.*

entrance to this lot is on Spring Road. Requests for parking credentials should be submitted to Bill Dyer.

### At the Game

Cassell Coliseum is the site of Hokie home basketball games. There is no smoking permitted in Cassell Coliseum. The working press area is located courtside on the main floor. Four seats on press row are available to visiting radio stations. Virginia Tech grants broadcast rights to the official radio outlet of the visiting team on a reciprocal basis.

### Game Services

The Tech Sports Information Office will be at your service throughout the game. All media will be provided game programs, rosters, press guides and other pertinent information. Computer generated statistics will be available at halftime and at the conclusion of the game. Information provided includes: play-by-play, individual and team statistics in standard NCAA box score format. A pregame meal is served, starting approximately one and one-half hours before tip-off in Room 309B and refreshments are

## Sports Information Directory






**Dave Smith**  
Sports Information Director

**Anne Panella**  
Associate SID

**Bill Dyer**  
Assistant SID  
(Men's Basketball)

**David Knachel**  
Assistant SID





**Torye Hurst**  
Assistant SID

**Bryan Johnston**  
Assistant SID

**Donna Smith**  
Secretary

---

**Virginia Tech Sports Information**  
460 Jamerson Athletic Center  
Blacksburg, VA 24061

**Office Phone:** (540) 231-6726  
**Office Fax:** (540) 231-6984  
**Dyer at Home:** (540) 552-8461

**Web Site:** [www.hokiesportsinfo.com](http://www.hokiesportsinfo.com)

available throughout the game. Members of the media work in a modern press room, which is located on the third floor of the Coliseum in Room 309B.

### Postgame Interviews

Coach Ricky Stokes and the visiting coach will hold postgame press conferences in the utility gymnasium across from the Tech locker room. Tech basketball players will be available for interviews in the lounge outside the Tech locker room after a short cooling-off period. Media access to visiting players will be determined by the visiting SID.

### Interview Policy

Virginia Tech's coaches and players will be available throughout the season for interviews by members of the news media. It is important, however, that all requests for interviews be made through the Sports Information Office at (540) 231-6726. Please allow at least 24 hours notice for a request. Media members wishing to attend practice should contact the Sports Information Office.

### Calling Coach Stokes

The best way to reach Coach Ricky Stokes, other than on the BIG EAST conference call, is through the Sports Information Office at (540) 231-6726.

### The BIG EAST on the Web

The BIG EAST site on the Internet is available at [bigeast.org](http://bigeast.org). The site contains current information on all facets of the BIG EAST Conference. In addition, in-game scores will be updated in-progress. Please contact Rob Carolla in the BIG EAST media relations department for more information.

### Tech Web Site

Notes, releases, statistics and other pertinent information are available on Tech's official Web site, [hokiesports.com](http://hokiesports.com).



Bill Roth (left) and Mike Burnop call all the men's basketball action for the ISP/Virginia Tech Sports Network.

## *Greater Experience and Commitment Contribute to Improved Team Chemistry*

Virginia Tech head coach Ricky Stokes saw the Hokies fight through a season of learning and struggle in Tech's first season in the BIG EAST Conference. Now, the third year head coach looks for the Hokies to take what they learned and turn it into a positive in the upcoming season.


The most important improvement that Stokes believes Hokie fans will see this season is improved chemistry on the squad. Stokes is very proud of the commitment the team showed in staying in Blacksburg over the summer and working on their game and their cohesiveness.

"Every team needs to work on relationships," Stokes said. "This is the first summer that all the guys had an opportunity to be here. It's a little thing, but important."

As Virginia Tech enters the 2001-02 season, Stokes will be faced with an enjoyable and, for him, unaccustomed situation: experience. The excitement that surrounded the team's entry in to the BIG EAST Conference last season has grown into the excitement of watching this team work to become a force in the BIG EAST.

The Hokies return all five starters and the top seven players from last year's team, plus boast a large and talented recruiting class. This situation gives the coaching staff a large number of players to continue the progress in building a top BIG EAST team.

"This recruiting class addressed a lot of needs for us," Stokes said. "We had to



*Jon Smith returns as the Hokies' top reserve in the front court.*

have a point guard and we had to have an inside scorer. A big guy who can score and rebound. Those were the two things we had to have and we feel very comfortable that we have achieved those two goals."

In its initial season in the BIG EAST, Tech was often times out-numbered, in term of experienced players. This year, the bulk of the team has been through a season of the best in college basketball and should be

better prepared for the tough task ahead.

"I think a year of growing will help this team," Stokes said. "A freshman is not going to be as big and strong as a senior and in a lot of instances, that is what we were doing last year, trying to compete against guys who were bigger and stronger."

In the aggressive style of play that the Hokies will employ this season, another key word to remember will be versatility. Tech will have 10 or 11 players who can play a wide range of positions and roles, which will allow the coaching staff many options and combinations in finding the right mixture.

"To be successful, you have to have experienced players," Stokes said. "We have a nice blend of players. And they're still young. You look at those sophomores, they all played 30 minutes a game last season. Add two junior college guys that have played 50-60 games over the last two years."

Even though all five starters return, expect to see some changes in the starting line-up. Playing without a true point guard, Tech was forced to use a "point by committee" approach. This season, with the addition of JUCO transfer Eric Branham at the point, Carlos Dixon and Brian Chase will be able to spend more time at their more natural wing guard positions.

"I don't know if there is any way, with as tough a year as we had last year, to gain that experience without going through it," Stokes said. "I think now, everybody has an idea what BIG EAST play is

about, the intensity, the physical play, the arenas, what it takes to compete. Before, they didn't know, now they do."

### **Backcourt**

The return of Chase and Dixon give the Hokies an experienced and potent pair of scorers from the wing. Chase led the team in scoring last season and with less time being spent handling the ball, this season could see an increase in the number of scoring opportunities for the 5-10 junior. Already the school's career leader in three-point percentage, Chase will be counted on to shoot the perimeter shot more often. As much as Chase brings offensively to the team, it is perhaps his leadership of a still young unit

that is most important to the team.

Dixon spent his first collegiate season playing a number of roles for the Hokies. Although 6-7, Dixon was asked to play the point for Tech a large part of the time. This season, he will be able to move to the two wing spots and increase his number of perimeter shots. Dixon was second on the team in scoring, but led the team in minutes played, assists and steals. Quietly, Dixon had one of the top freshman campaigns in the BIG EAST last season.

The wing positions will be well stocked for the Hokies. Along with Chase and Dixon, starter Bryant Matthews also returns to the wing. A starter in all but two games, Matthews was second on the team




*Brian Chase led the BIG EAST in three-point field goal percentage last season.*

in rebounding and third in scoring as a freshman. He has the size that will allow him to move to the four spot on occasion, giving the staff even more flexibility.

Also returning on the wing is senior Joe Hamilton. Hamilton joined the program after the first semester last season and had an immediate impact on the team. He started seven games and wound up the team's number four scorer last season. Hamilton gives the team an explosive performer on the wing, adding rebounding and defense.

The lone newcomer in the backcourt may be the most important addition during the off-season. Branham is a point guard from Hagerstown JC in Maryland and has the skills needed to allow Chase and Dixon to move to the wings. A true point, the 6-0 junior is adept at distributing the ball and has a leadership knack. He is a pass-first, defensive point guard who can score – a great need for play in the BIG EAST Conference, long-known for its history of outstanding point guards.

*Continued on next page*



*Carlos Dixon will play exclusively on the wing this season.*



*Bryant Matthews should see more playing time on the wing for the Hokies this season.*

## Frontcourt

The second most noticeable need for the Hokies last season was size. This season, the coaching staff goes from low numbers to large numbers up front. With a large number of players to choose from, this area has added flexibility and versatility and should be a team strength.

Returning as starters are seniors Mibindo Dongo and Carlton Carter. The duo had to shoulder a great deal of the load last season and showed signs of wear late in the year. Dongo was one of the best stories in the BIG EAST last season. Entering

the year, the JUCO transfer who had but three years of basketball experience was, to say the least, a project. But his tremendous strength and outstanding work ethic quickly made him one of the biggest inside forces in the league.

Carter is a smooth, versatile player who can play equally effective facing the hoop or on the low post. He can step out and hit the three and also runs the court as well as anyone. After becoming eligible after the first semester, Carter was named a team captain and started 15 games. He led the team in rebounds and blocked shots.

Matthews has such outstanding versatility, he definitely figures in the mix, the question being where. Third on the team in three-point shooting and second in rebounding, Matthews is a true "inside-outside" player. One of the most athletic players in the league, he plays tough defense and runs the court well. He can play the two, three or four spot and could assume a greater leadership role on this team.

Jon Smith saw significant playing time last year as a sophomore. Starting seven games, Smith proved to be an accurate shooter and good transition player. With a game similar to Carter's, Smith fits well into the Hokies scheme of transition and pressure defense. He and Carter both have the ability to step out and shoot the three, giving Tech even more flexibility.

C.J. Pigford, who signed during the fall period, can play both the three and the four spots and comes from one of the top post-graduate programs in the nation, Hargrave. He should challenge for immediate playing time. His added year of experience should help in adjusting to the BIG EAST Conference.

Spring signees Harding Nana and Terrell Taylor were the prized finishing touches on the Hokies first BIG EAST recruiting class. Nana is another player that can play either forward position. The word on him is that he is a relentless player who works hard every second on the court. He may take some time to get adjusted, but he has a tremendous up-side.

Taylor is a former teammate of Dongo's at Allegany College. To call Taylor big is an understatement. At 6-8, 285, Taylor has the size to play

immediately and the offensive skills to become a solid scorer for the Hokies. His low post skills, both on offense and defense lends well to the needs of the Hokies. He should see immediate playing time and will battle for a starting job.

## Conclusion

During the 2001-02 season, the Hokies will take a step forward in their non-conference schedule. Tech will travel to Virginia, Florida State, Old Dominion and a tournament at Louisville, where the host Cardinals loom as a possible second-round opponent. New home foes of East Carolina, Rhode Island, Western Michigan and Northeastern give Tech a challenge, before the BIG EAST season even begins.

"This year's schedule should be a great challenge for us," Stokes said. "I think we're ready for a challenge. The schedule is more competitive, but we can handle it. It is a step for us, but it's a step we should be making. That's all part of building a program."


Virginia Tech won't be the "new kid on the block" this season in the BIG EAST. This team, which returns all the everyday players from last season, is better prepared to face the rigors of playing in one of the best conferences in the nation.

Don't be surprised to see Stokes utilize 10-12 players in any number of combinations. The versatility of this squad will make the team fun to watch and the program fun to watch grow.

"Versatility will be a key for us this season," Stokes said. "We have a lot of guys who can do a lot of things for us on the court. I think we're a very athletic team. But the biggest thing is we're a year older and a year wiser."



# Meet the Coaches



# RICKY STOKES

## Head Coach




As Virginia Tech enters its second season in the BIG EAST Conference, Ricky Stokes begins season number-three as head coach of the Hokies. The 39-year-old Stokes, who also has assisted at Texas, Bowling Green, Wake Forest and Virginia, continues his drive to build the Hokies into a top-level BIG EAST program.

Stokes was named Virginia Tech's 26th head men's basketball coach at a press conference on March 24, 1999. He guided Virginia Tech to 16 wins in his first season as head coach and followed that with eight wins in the school's first season as a member of one of the top conferences in the nation, the BIG EAST.

In his inaugural season in Blacksburg, Stokes led the Hokies to a 16-15 overall record and 8-8 in Tech's final Atlantic 10 campaign. With Tech's performance in the 1999-2000 season, it became clear to see why experts consider Stokes one of the brightest young coaching talents in college basketball.

Even though the Hokies finished their inaugural season in the BIG EAST 8-19 overall, Stokes performed perhaps one of the top coaching performances in the league. The Hokies, faced with no seniors, a lack of game experience and an ever-changing cast of players, played respectable basketball facing the toughest schedule in school history.

As a head coach, Stokes is establishing two things: the Hokies will be aggressive on the court and responsible off the court. Just now assembling the team that he



needs to tackle the increased demands, Stokes has made things quite clear on how the program will run. Do what is expected of you, or find some place else to be.

Stokes was involved in eight NCAA Tournaments (once reaching the Elite Eight and twice the Sweet 16) as a full-time assistant coach. He also was a part of four NCAA Tournament teams at the University of Virginia, where he played from 1980-84.

During his 11 seasons as a full-time assistant coach, Stokes recruited and/or

coached such talent as 1997 college Player of the Year and No. 1 overall NBA draft pick Tim Duncan, and NBA first-round picks Randolph Childress and Rodney Rogers, of Wake Forest. In addition, Stokes also recruited McDonald's All-American center Loren Woods and 1997-98 ACC Freshman of the Year Robert O'Kelley to Wake Forest. Woods has since transferred to Arizona, where he led the Wildcats to last year's NCAA Tournament.

"He's an individual who has achieved at the highest level," Jim Weaver, Tech

### The Stokes File

Full name ..... Roderick Leonard Stokes  
 Date of birth ..... March 29, 1962  
 Hometown ..... Richmond, Va.  
 High School ..... Highland Springs HS (Richmond, Va.)  
 College ..... Virginia, '84  
 Graduate degree ..... Virginia Commonwealth, '88  
 Wife ..... Karen  
 Children ..... Sydney (born Aug. 24, 1996)

### NCAA Tournament Experience

1980-81 ..... Player ..... Virginia ..... Final Four  
 1981-82 ..... Player ..... Virginia ..... Sweet 16  
 1982-83 ..... Player ..... Virginia ..... Elite Eight  
 1983-84 ..... Player ..... Virginia ..... Final Four  
 1990-91 ..... Assistant Coach ..... Wake Forest ..... Second Round  
 1991-92 ..... Assistant Coach ..... Wake Forest ..... First Round  
 1992-93 ..... Assistant Coach ..... Wake Forest ..... Sweet 16  
 1993-94 ..... Assistant Coach ..... Wake Forest ..... Second Round  
 1994-95 ..... Assistant Coach ..... Wake Forest ..... Sweet 16  
 1995-96 ..... Assistant Coach ..... Wake Forest ..... Elite Eight  
 1996-97 ..... Assistant Coach ..... Wake Forest ..... Second Round  
 1998-99 ..... Assistant Coach ..... Texas ..... First Round

### College Coaching Experience

1984-85 ..... Graduate Assistant ..... Virginia  
 1988-89 ..... Assistant Coach ..... Bowling Green  
 1989-97 ..... Assistant Coach ..... Wake Forest  
 1997-98 ..... Assistant Coach ..... Virginia  
 1998-99 ..... Associate Head Coach ..... Texas  
 1999-present ..... Head Coach ..... Virginia Tech

Bowling Green for the 1988-89 season.

He joined first-year coach Dave Odom's staff at Wake Forest before the 1989-90 season, and played a major role in the development of All-American guard Randolph Childress as well as fellow guards Marc Blucas, Derrick McQueen, Anthony Tucker, Rusty LaRue, Tony Rutland and Jerry Braswell. In Stokes' eight years at Wake Forest, the Deacons advanced to the NCAA Tournament seven times including an Elite Eight appearance in 1995-96 and Sweet 16 nods in 1994-95 and 1992-93.

After working at his alma mater under his former college teammate Jeff Jones during the 1997-98 season, Stokes joined Rick Barnes' staff at Clemson two weeks before Barnes accepted the head coaching job at the University of Texas. Stokes followed Barnes to Texas, where he spent the 1998-99 season as associate head


coach. That year, he helped guide the Longhorns to a 19-13 overall record and NCAA first-round appearance. Texas went 13-3 in the Big 12 Conference, winning the league title for the first time in school history. Stokes also signed three of the top 10 players in the state of Texas during the fall signing period.

Following a standout prep career at Highland Springs High School in his hometown of Richmond, Va., Stokes enrolled at the University of Virginia. He played point guard for UVA's Final Four team as a freshman in 1979-80. The Cavaliers advanced to the NCAA Tournament in each of Stokes' four seasons. In fact, UVA was a No. 1 tournament seed in each of the last three years of the Ralph Sampson Era from 1980-81 through 1982-83. As a senior in 1983-84, Stokes helped a Sampson-less squad to the Final Four in Seattle after finishing fifth in the ACC regular season.

Stokes served as co-captain of the 1983-84 team and earned the Virginia Basketball Leadership Award. Nationally, he was honored with the Frances Pomeroy Naismith Award, which is presented annually to the country's finest player under six-feet-tall.

While at Virginia, Stokes played in a school-record 134 consecutive games. Cavalier teams went 109-25 during his tenure, while posting a 43-13 league mark en route to three consecutive ACC championships (1980-81 through 1982-83). Stokes was also recognized for his outstanding contributions to the university off the court. He was given the honor of residing on The Lawn, and was selected to the prestigious IMP society. Stokes graduated from Virginia in 1984 with a bachelor's degree in psychology.


Stokes and his wife, Karen, reside in Blacksburg with their daughter, Sydney.



*Ricky Stokes confers with Bryant Matthews.*

Director of Athletics, said at the time of Stokes' hiring. "He is known as an outstanding recruiter and I happen to think that great recruits make great coaches. In doing my research and talking to people, their first comments were that he is as fine a human being as you'll ever have the privilege of being around. And in the time I've known him, I've found that to be true."

Stokes began his coaching career as a graduate assistant coach at Virginia during the 1984-85 season. After one year, he entered the business world for two years. He stayed involved in coaching as an assistant at his high school alma mater, while earning his master's degree in counselor education from Virginia Commonwealth University in 1988. Stokes then joined the staff of former Virginia assistant Jim Larranaga at



*Ricky Stokes was a major part of the Tech-UVA rivalry.*

# A TALK WITH COACH RICKY STOKES

**What changes will Hokie fans see in this, your third year at the helm of the Hokies?**

Right away, you'll see we're bigger and stronger, a little smarter. The team has matured a little bit. You'll see a more cohesive group, a team that has been together and likes each other. We'll be exciting to watch.

**How has the roster evolved since you have taken over the Hokies?**

Every coach looks forward to the situation of having kids you know. Now I know every kid and every kid knows me. Everyone here likes Virginia Tech and wants to be a part of building this program. I really am excited about the kids. Now its just a matter of them improving and getting better and everyone will get the chance to see that. Not only from their outward appearance, but from their play, as well.

**What did you and the team learn during the first season of BIG EAST play?**

The level of play, up and down the ladder, was the biggest eye-opener for the team. They now realize you have to come prepared to play every game and for 40 minutes in every game. As a young team, we had stretches where we played 20 minutes, 30 minutes, but still needed more. No doubt, the BIG EAST is a very talented league.

**What were some of the big surprises you saw in Tech's first season in the BIG EAST?**

I don't know if it's surprising, but it was great to go through the league and see the talent, the different places to play. I think we'll be better equipped this year because we've been through it. We knew it was a great league.

**In which ways will the Hokies be improved during year two of play in the BIG EAST Conference?**

We'll be better defensively than last year. We had so many new guys, we probably played more zone than we would have liked. This year, we'll be a little stronger, a little older and have the luxury of having gone through last year. For us to be better, we have to be better defensively and rebounding.

**What are you most proud of during your first two years at Virginia Tech?**

I'm proud that we're building. It hasn't been easy, but we're starting to see daylight. We'll continue to have better days and we're headed in the right direction. I see progress and you always want to see progress, see kids working hard, both on and off the court. We had a strong semester,

academically, last spring. And I don't think you can have one without the other. I'm always preaching to our players that teams that do well on the court do well off the court. We challenged ourselves to be the best academically and we responded. We also needed to be the best we can socially and to be the best in basketball and to that we stayed here all summer and worked hard.

**How have you evolved, now that you have two years of head coaching experience under your belt?**

Just as it is with a player, you become more experienced. You realize you

get pulled in a lot of directions you didn't as an assistant. No question, I'm better today than I was two years ago, but I'm a better father and better in a lot of areas; I think everybody is with experience.

**What type of players are you looking to bring into the Tech program?**

It changes each particular year depending on the players you are losing, but I do like players who can shoot the basketball. I'm partial to players who can put the ball in the basket. I like guys who know how to play and that are a great fit for Virginia Tech. Players who play the way we play, being very aggressive, defending well.



# MARK CLINE

## Assistant Coach



Mark Cline begins his third season as an assistant coach at Virginia Tech. He also serves as the Hokies' recruiting coordinator.

Cline, a native of Williamson, W.Va., began his collegiate coaching career as a graduate assistant at Wake Forest in 1988. The following year, he joined Jeff Capel's staff at Fayetteville State University as an assistant. A year later, he was elevated to associate head coach. During his tenure at Fayetteville State, the Broncos moved from the bottom of the CIAA's Southern Division to rank

among the top programs in the conference.

Cline also served as the head men's golf coach at Fayetteville State from 1989-93. He was named CIAA Golf Coach of the Year in 1991-92 and in 1992-93.

After his four-year stint at Fayetteville State, Cline took an assistant coaching position at North Carolina A&T in 1993. The Aggies captured the MEAC Championship and earned a bid to the NCAA Tournament in his one season there.

The following year, he moved to Old Dominion

University, where he remained for the next five seasons. The Monarchs won the CAA championship in 1994-95 and 1996-97 to advance to the NCAA Tournament twice. In the 1998-99 season, ODU advanced to the second round of the National Invitation Tournament and finished with a 25-9 record, tying the school record for wins in a season.

Cline, 37, played college basketball at Wake Forest University from 1984-87. He finished his career at Wake Forest as the Deacons 17th all-time scorer with 1,202 points. He also ranks among the school's top career free throw shooters with a mark of 81.7 percent, the eighth best at Wake. In 1986-87, Cline was Wake Forest's top 3-point shooter, hitting 41.7 percent. He also served as team co-captain at Wake from 1985-87.


Cline graduated from Wake Forest in 1988 with a bachelor of science degree in sociology and a minor in history and education. He played professional basketball for one year in

Belgium before beginning his coaching career.

An outstanding high school career at Williamson High School saw Cline selected Player of the Year twice in West Virginia. He averaged over 30 points per game and led his team to the state championship. He scored a career-high 55 points in one game.

"Mark Cline is a tremendous asset to Virginia Tech," Tech head coach Ricky Stokes said. "He is a tireless and highly-regarded recruiter. His knowledge of and passion for the game make him an outstanding assistant coach."

During his high school career, Cline was selected to a host of All-America teams, including *Street & Smith's* (first team) twice and McDonald's. Cline was inducted into the Williamson High School Sports Hall of Fame last summer. He was the first West Virginia High School *Parade* All-American to play in the McDonald's Classic.



### The Cline File

Full Name ..... Mark Stephen Cline  
 Date of birth ..... June 9, 1964  
 Hometown ..... Williamson, W.Va.  
 High School ..... Williamson HS (Williamson, W.Va.)  
 College ..... Wake Forest, '88  
 Wife ..... Nancy

### Coaching Experience

Fayetteville State University — Associate Head Coach (1989-93)  
 North Carolina A&T — Assistant Coach (1993-94)  
 Old Dominion — Assistant Coach (1994-99)  
 Virginia Tech — Assistant Coach (1999-present)

# STEVE LYTTON

## Assistant Coach



Steve Lytton is in his third season on the Hokie basketball staff. He is responsible for the day-to-day administration of the program, as well as on-the-court coaching.

He came to Virginia Tech after serving as the head men's basketball coach at Anderson College in Anderson, S.C., since 1985.


A native of Statesville, N.C., Lytton led Anderson College to six 20-win seasons before the Trojans made the conversion from junior college to a four-year school. In March of 1994, Anderson was ranked No. 1 in the country in the junior-college poll. Lytton was also the athletic director at Anderson College from 1985 to 1996.

Lytton led the Anderson basketball program to Division II status in 1995. The highlight of Lytton's final four seasons was a 79-77 victory over Winthrop on Nov. 26, 1998 — Anderson's first-ever victory over a Division I school.

Lytton has a career record of 366-240 as a head coach.

"I have always been impressed with Steve Lytton's knowledge of the game, his passion for teaching and the manner in which he conducts himself both on and off the court," Ricky Stokes said. "Our basketball players benefit greatly from his experience and insight."

Lytton, 57, attended Surgoinsville (Tenn.) High School before graduating from Lees-McRae Junior



College and East Tennessee State University in 1968. He was a three-sport letterman at Lees-McRae in football, basketball and baseball. Lytton served as a co-captain in basketball and baseball.

Lytton started his coaching career at Franklin (N.C.) High School in 1972. He built a winning program at North Greenville College (1978-85) in Tigerville, S.C., before taking the job at Anderson in 1985. Lytton also served as the athletic director at North Greenville College during that time.

### The Lytton File

Full name ..... Steve William Lytton  
 Date of birth ..... March 8, 1944  
 Hometown ..... Statesville, N.C.  
 High School ..... Surgoinsville HS (Tenn.)  
 College ..... East Tennessee State, '68  
 Graduate degree ..... East Tennessee State, '69  
 Wife ..... Pam  
 Children ..... Shane and Stefanie

### Coaching Experience

Madison Junior High School (Titusville, Fla.) — Athletic Director, Head Football Coach, Head Basketball Coach and Head Track Coach (1969-72)

Franklin High School (Franklin, N.C.) — Head Women's Basketball Coach, Assistant Football Coach and Baseball Coach (1972-73)

Lees-McRae Junior College (Banner Elk, N.C.) — Assistant Football Coach, Assistant to the President and Dean of Men (1973-74)

Franklin High School (Franklin, N.C.) — Head Men's Basketball Coach (1974-78)

North Greenville College (Tigerville, S.C.) — Head Men's Basketball Coach, Athletic Director (1978-85)

Anderson College (Anderson, S.C.) — Head Men's Basketball Coach (1985-99), Athletic Director (1985-96)

Virginia Tech — Assistant Basketball Coach (1999-present)

# RANDY PEELE

## Assistant Coach



Randy Peele is in his second season as an assistant coach for the Hokies after serving as an administrative assistant on Ricky Stokes' basketball staff during the 1998-99 season. He has collegiate coaching experience at UNC Greensboro, Campbell University, Tennessee-Martin and St. Michael's College in Vermont.

"Randy and I have known each other for years as we have traveled the recruiting

circuit together," Stokes said. "He is an outstanding recruiter and has a superb knowledge of the game. Randy's enthusiasm and numerous contacts make him a valuable member of our staff."

Peele, 44, led the 1995-96 UNCG squad to a 20-10 record, the Big South Conference championship and an NCAA Tournament appearance during his first season as a head coach. The Spartans also received

votes in the national polls during that time.

A native of Norfolk, Va., Peele took over as UNCG's top man in April, 1995 after four seasons as the Spartans' top assistant coach. When Peele was an assistant, the Spartans won two Big South regular-season titles and a conference tournament title from 1991-95.


He joined the UNCG staff after three seasons as an assistant coach and recruiting coordinator at Campbell University. From 1985-88, Peele was an assistant coach at Tennessee-Martin, while he began his collegiate coaching career as an assistant at St. Michael's College in Vermont in 1983.

In seven years as a Division I assistant coach,

Peele proved himself to be a top-notch recruiter, signing five student-athletes who went on to earn conference rookie of the year honors.

A graduate of Barry Robinson High School in Norfolk, Peele's coaching career began shortly after he earned his associate's degree from Louisburg Junior College in 1978. He served as head coach at Portsmouth Catholic High School from 1979-83 and earned a bachelor's degree in secondary education and history from Virginia Wesleyan in 1980.

Peele is married to the former Debra Carter and they have three children: Aaron, Brad and Blair.



### The Peele File

Full Name ..... Randall Davis Peele  
 Date of birth ..... June 13, 1957  
 Hometown ..... Norfolk, Va.  
 High School ..... Barry Robinson (Norfolk, Va.)  
 College ..... Virginia Wesleyan, '80  
 Wife ..... Debra  
 Children ..... Aaron, Brad, Blair

### Coaching Experience

- Portsmouth Catholic High School — Head Coach (1979-83)
- St. Michael's College (Vermont) — Assistant Coach (1983-85)
- Tennessee-Martin — Assistant Coach (1985-88)
- Campbell University — Assistant Coach (1988-91)
- UNC Greensboro — Assistant Coach (1991-95)
- UNC Greensboro — Head Coach (1995-99)
- Virginia Tech — Administrative Assistant (1999-2000)
- Virginia Tech — Assistant Coach (2000-present)

# ALFONZO DUNCAN

## *Administrative Assistant*



Alfonzo Duncan begins his second season as an administrative assistant on the Virginia Tech men's basketball staff. He brings with him a wealth of coaching experience on both the high school and collegiate levels.

Duncan came to Virginia Tech from Winston-Salem, N.C., where he spent the 1999-2000 season as an assistant coach at his alma

mater, R.J. Reynolds High School, one of the state's top programs. A native of Winston-Salem, Duncan served as an assistant coach and interim head coach at Florida Atlantic University from 1996-99 and North Carolina A&T State University from 1993-96. He began his coaching career as an assistant at Reynolds from 1989-93.

"Alfonzo oversees our academic program, coordinates our travel schedule and handles all administrative duties," Stokes said. "His enthusiasm and work-ethic are infectious, and the kids really love him."

Duncan graduated from Winston-Salem State University in 1989 with a degree in business (marketing). While at WSSU,

Duncan coached at Reynolds High School. He earned a master's degree in education from North Carolina A&T State in 1996 and is a doctoral candidate at Florida State University in sports administration and sports management.

Duncan is single and resides in Christiansburg.

## *Sharon Spradlin*

### *Basketball Secretary*

Sharon Spradlin, a veteran of the Virginia Tech Athletics Department, begins her ninth season as the basketball secretary.

A native of Blacksburg, Va., Spradlin worked in the Tech sports information department from 1987-93. She began her current position in November, 1993.

Spradlin graduated from Blacksburg High School and attended New River Community College. Spradlin and her husband, Stephen, have two children, Stacie and Josh, and two grandchildren, Savannah and Dalton.

In her spare time, Spradlin enjoys working in her church, reading and spending time with her family.



## *Keith Doolan*

### *Athletic Trainer*

Keith Doolan is entering his second season as athletic trainer for the men's basketball team at Virginia Tech

Doolan served two years as a graduate assistant in the Tech training room and joined the staff full-time in July of 2001. His other duties include assistant trainer with football.

Doolan came to Virginia Tech in 1999 following graduation from Tusculum College in Greeneville, Tenn. While at Tusculum, Doolan worked two years in the training room.

Doolan received a degree in physical education with a concentration in athletic training in 1999. In 2000 he earned a master's degree in health promotion from Virginia Tech. He is currently enrolled in the health promotion doctoral program at Tech. He was certified by the NATA in 1999.

Doolan is single and lives in Blacksburg.



**Eric Cross**  
*Equipment Manager*



**John Bass**  
*Office Assistant*



**Brent Blevins**  
*Head Student Manager*



**Mandy Gowins**  
*Student Athletic Trainer*



# Meet the HOKIES



# CARLTON CARTER

# #15

**Senior • Forward/Center • 6-11 • 213**  
**Trenton, N.J./Solebury Academy**  
**University of Colorado**




Returning team captain ... Returning starter in the front court for the Hokies ... Very smooth player who fits well into the Virginia Tech style of play ... Excellent ball handler for a big man; also a fine shooter ... Very athletic ... Has worked hard in the weight room ... Outstanding student who will be candidate for academic awards ... Transfer from the University of Colorado.

**2000-01:** Played in all 20 games after becoming eligible for the East Tennessee State game, starting 15 times ... Fifth on the team among regulars in scoring (7.8 ppg) and led Tech regulars in rebounding (6.2 rpg) ... Led the team in blocked shots (29) ... Led Tech with 14 points in his debut against ETSU ... Also added a team-high five steals, eight rebounds and three blocked shots in the win ... Had 10 points and six rebounds in the loss at Chattanooga ... Recorded his first double-double with 12 points and 13 rebounds in the win over High Point ... Scored 12 points in the loss at St. John's ... Had nine points, three blocks and three steals in the loss at Villanova ... Had 14 points in the loss to Providence ... Scored eight points and grabbed 13 rebounds in the win over St. John's ... Had a key rebound and two free throws in the final seconds of the win over the Red Storm ... Scored a career-high 17 points and grabbed nine rebounds in the loss to Notre Dame ... Led Hokies with 11 points and nine rebounds in the loss at Pittsburgh to end the season ... Member of the BIG EAST Conference Academic All-Star team.

**At Colorado:** Named to the Big 12 Conference All-Freshman team in 1999 ... Averaged 5.5 points and 4.4 rebounds as a freshman ... Led all conference freshmen in blocked shots and rebounds ... Appeared in six games in the 1999-2000 season before transferring, starting once ... Averaged 6.5 points and 4.5 rebounds as a sophomore ... Was leading the Buffaloes in blocked shots when he transferred.

**High School:** Averaged 16 points, 12 rebounds and four blocked shots as a senior at Solebury Academy in Trenton, N.J. ... Averaged 14 points, 11 rebounds and 4.5 blocks per game as a junior ... *Street & Smith* honorable mention All-American ... McDonald's All-American nominee ... Was ranked among the top 200 players in the nation by *Athlon* and the top 250 players in the nation by *PrepStar* as a senior.

**Personal:** Carlton Carter ... Born April 2, 1980 in Trenton, N.J. ... Son of Gwendolyn Carter ... Economics major.



## Carter's Career Highs

PTS .....	17 vs Notre Dame, 2-24-01
MIN .....	45 vs High Point, 12-30-00
FGM .....	8 vs Notre Dame, 2-24-01
FGA .....	12 vs Notre Dame, 2-24-01
3FGM .....	1 vs ETSU, 12-18-00
	1 at MSM, 12-20-00
	1 at St. John's, 1-3-01
	1 vs Notre Dame, 2-24-01
3FGA .....	2 vs ETSU, 12-18-00
	2 at MSM, 12-20-00
	2 at St. John's, 1-3-01
	2 at Boston College, 1-31-01
FTM .....	6 vs Providence, 1-20-01
FTA .....	8 vs Miami, 1-10-01
	8 vs Providence, 1-20-01
REB .....	13 vs High Point, 12-30-00
	13 vs St. John's, 1-27-01
AST .....	3 vs ETSU, 12-18-00
	3 at Boston College, 1-31-01
BS .....	3 vs ETSU, 12-18-00
	3 at St. John's, 1-3-01
	3 at Villanova, 1-17-01
STL .....	5 vs ETSU, 12-18-00

## Carter's Statistics

YEAR	G-	GS	FGM-	Att	Pct	3PTM-	Att	Pct	FTM-	Att	Pct	Reb	Avg	A	BK	S	TP	Avg
00-01	20-	15	570	131	.435	4-	17	.235	38-	57	.667	124	6.2	15	29	26	156	7.8

# A TALK WITH VT

# Carlton Carter



## **What are your goals for the upcoming season?**

“My main goal is to be successful. I want to have a winning record, a winning season. I want to go out a winner. I’d be lying if I said my goal wasn’t to go to Madison Square Garden and be BIG EAST Champs.”

## **How have you been able to keep such a high grade point average and play basketball?**

“You have to want to do well. I’ve spent a lot of time that’s not required of me studying. That’s the biggest difference. Sometimes you have to use some of your free time to get your studying done. I think going to class every day and establishing a relationship with your teachers is very important. It all works hand-in-hand.”

## **How will you be improved this season playing at the beginning of the season?**

“That will help me a lot. I haven’t been able to do that since my freshman season at Colorado. For me to join the team at the beginning of conference play was an obstacle that I had to deal with. It allows me to play with my teammates and understand each other’s games. We work better together when we have

some games under our belts.”

## **How was the BIG EAST different than you thought going into last season?**

“I didn’t realize it was as physical as the Big 12, but it turned out to be just as physical. The BIG EAST is a tough league. I should have known that, because a lot of guys I had played with in the past had stayed on the East Coast and are in the league. Definitely, I knew the speed and athleticism would be there.”

## **What’s your favorite thing about Virginia Tech?**

“I like a lot of things about Virginia Tech. It’s a great school and a great program on the rise. I enjoy being here. I like the respect the coaches give the players. I like my professors; my academics are going well. Things have been going pretty well for me here and I want to cap it off with a winning season.”


## **What do you think is the biggest change in the team from last year to this year?**

“I think there’s a better atmosphere in the locker room. I think the team is more cohesive. That’s a big part of winning. The chemistry off the court will correlate with the chemistry on the court.”

# MIBINDO DONGO

# #45

**Senior • Forward/Center • 6-9 • 262**  
**Kinshasa, Zaire/Bambiniere H.S.**  
**Allegany College**



Had an immediate impact for Tech last season ... Showed tremendous improvement for the Hokies during the season ... Worked hard to become one of the top inside players in the league ... Added much-needed size up front ... Strong, physical player in the post and explosive leaper who got even stronger during the summer ... Has only played basketball four years, and will only get better for the Hokies ... Better offensively than originally expected ... Has lived in the United States for four years ... A fan favorite from the beginning.

**2000-01:** Appeared in 25 games, starting 17 times ... Third on the team among regulars in rebounding (4.8 rpg) ... 71 of his 121 rebounds came off the offensive glass ... Missed the Carrier Classic with a knee injury ... Scored eight points and grabbed 10 rebounds in his debut against VMI, blocking two shots ... Had 11 points and five rebounds vs. Virginia ... Returned from his knee injury with a double-double of 13 points and 11 rebounds in the win over Elon ... Had six points and nine rebounds in the win over Miami ... Had six points and a team-high seven rebounds in the loss at Georgetown ... Had a career-high 14 points in a career-high 24 minutes in the loss at #20 Boston College ... Scored 10 points in the loss at #23 Connecticut in just 14 minutes of action ... Grabbed a career-high tying 11 rebounds in the home loss to Boston College ...

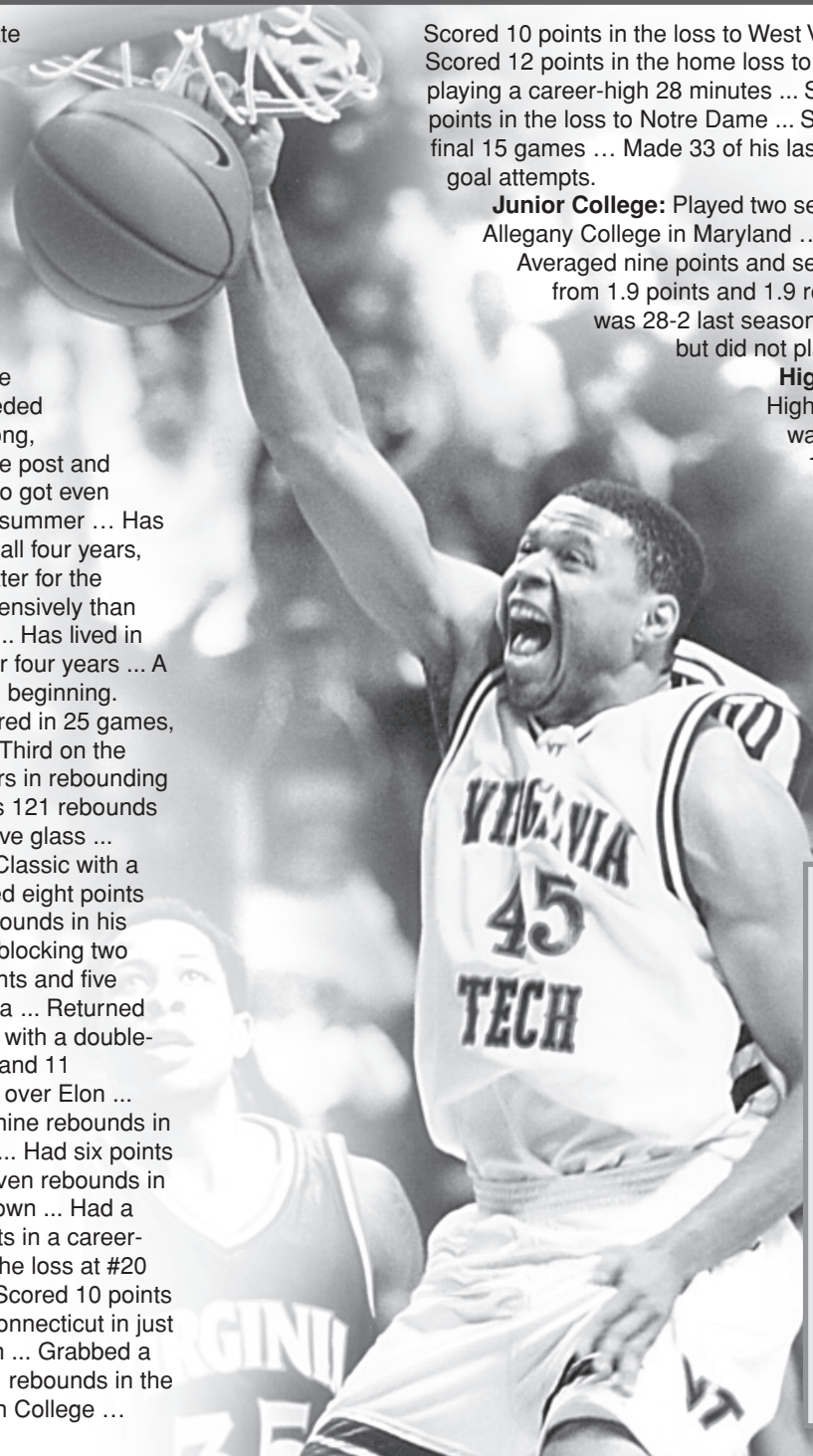
Scored 10 points in the loss to West Virginia ... Scored 12 points in the home loss to UConn, playing a career-high 28 minutes ... Scored 10 points in the loss to Notre Dame ... Started the final 15 games ... Made 33 of his last 51 field goal attempts.

**Junior College:** Played two seasons at Allegany College in Maryland ...

Averaged nine points and seven rebounds as a sophomore, up from 1.9 points and 1.9 rebounds as a freshman ... Allegany was 28-2 last season ... Also attended Franklin College, but did not play basketball.

**High School:** Attended Bambiniere High School in Kinshasa, Zaire ... Team was unbeaten as a senior ... Averaged 10 points and eight rebounds per game ... Team did not have a coach and played basically pick-up basketball

**Personal:** Mibindo Dongo ... Born October 22, 1977 in Kinshasa, Zaire ... Son of Nyaliboko and Julie Dongo ... Parents now live in Doraville, Ga. ... Sociology major.



## Dongo's Career Highs

PTS .....	14 at Boston Coll., 1-31-01
MIN .....	28 vs Connecticut, 2-17-01
FGM .....	7 at Boston Coll., 1-31-01
FGA .....	9 at Boston Coll., 1-31-01
	9 vs Notre Dame, 2-24-01
3FGM ....	0
3FGA .....	0
FTM .....	5 at St. John's, 1-3-01
FTA .....	8 at St. John's, 1-3-01
REB .....	11 vs Elon, 12-6-00
	11 vs Boston Coll., 2-10-01
AST .....	2 at Pittsburgh, 3-3-01
BS .....	2 vs VMI, 11-18-00
	2 at Boston Coll., 1-31-01
	2 at Connecticut, 2-3-01
STL .....	2 vs St. John's, 1-27-01

## Dongo's Statistics

YEAR	G-	GS	FGM-	Att	Pct	3PTM-	Att	Pct	FTM-	Att	Pct	Reb	Avg	A	BK	S	TP	Avg
00-01	25-	17	60-	108	.556	0-	0	.000	28-	53	.528	121	4.8	4	16	4	148	5.9

# A TALK WITH VT

# Mibindo Dongo

## What are your goals after college?

"First of all, I'm trying to graduate on time. That's important to me. Also, after college, I will try to be successful, in whatever I do."

## What is the most improved part of your game?

"Most people expect me to rebound and play good defense, but I've been working on my post moves to be better on offense. My offense should be much improved, because I've spent a lot of time over the summer working on that area of my game."

## What surprised you the most about the BIG EAST Conference?

"I knew the BIG EAST was going to be tough, but in



this league, you have to be ready every night. You can't daydream before a game. You have to be ready every night for a BIG EAST game; that's what I like about it. It's physical and you have to have skills."

## What's your favorite thing about Virginia Tech?

"The people are really nice here. They respect you, as long as you respect them. Academically, Virginia Tech is outstanding. You get a good degree here and it allows you to do well in the future."

## What advice will you give the freshman on this year's team?

"I stress that you don't give up. Even if things get rough, give your best and be strong. We all have to understand that we have to be together, as a team, to be successful."

## How important is it that the team stayed in Blacksburg over the summer to workout together?

"It was a major help. I don't know if a lot of schools stay the whole summer. We got a lot stronger, both physically and mentally. We spent most of the time together, so we got to know each other better. As long as you work hard, it's going to pay off, that's the way I see it."



# JOE HAMILTON

# #00

**Senior • Forward/Guard • 6-6 • 180**  
**Fountain Inn, S.C./Hillcrest H.S.**  
**Hiwassee College**



Explosive player for the Hokies ... Can play either wing position ... Rebounds well for his size ... Has worked hard on his shooting and ball-handling ... Has benefitted from off-season weight program ... Will be limited during fall practice after eye surgery, but is expected to be ready for the start of the season ... Saw immediate action after becoming eligible ... Excellent in the transition game and with pressure defense ... Originally signed with the Hokies in spring 2000.

**2000-01:** Played in all 20 games after becoming eligible against ETSU, starting seven times ... Scored nine points and had three assists in his debut against ETSU ... Led the Hokies with 18 points in the loss at UTC ... Had 10 points in the win over High Point ... Led Tech with 13 points at St. John's and grabbed six rebounds ... Had nine points in the overtime loss to Villanova ... Scored 11 points off the bench in the win over Miami ... Also had four assists and two big second half steals converted into slam dunks ... Scored 14 points in the loss at Georgetown ... Led the Hokies with 12 points off the bench in the win over St. John's and followed that with 10 points in the loss at #20 Boston College ... Had 12 points in the home loss to Boston College ... Earned a starting spot for the West Virginia game and scored 11 points for the Hokies.

**Junior College:** Averaged 25 points and nine rebounds per game as a sophomore and 19 points and 10 rebounds as a freshman at Hiwassee ... Played two seasons at Hiwassee ... Player of the Year in Region VII ... Team captain and MVP as a sophomore ... Lead the team in scoring and rebounding both seasons.

### Hamilton's Career Highs

PTS ..... 18 at UTC, 12-23-00  
 MIN ..... 33 at St. John's, 1-3-01  
 FGM ..... 7 at UTC, 12-23-00  
 FGA ..... 12 at UTC, 12-23-00  
           12 vs HPU, 12-30-00  
 3FGM .... 2 vs St. John's, 1-27-01  
           2 vs West Va., 2-14-01  
 3FGA ..... 5 vs HPU, 12-30-00  
           5 vs West Va., 2-14-01  
 FTM ..... 8 at Georgetown, 1-13-01  
 FTA ..... 8 at Georgetown, 1-13-01  
 REB ..... 6 at St. John's, 1-3-01  
           6 vs West Va., 2-14-01  
 AST ..... 4 at UTC, 12-23-00  
           4 vs Miami, 1-10-01  
 BS ..... 2 at Villanova, 1-17-01  
 STL ..... 3 at MSM, 12-20-00  
           3 vs UConn, 2-17-01

**High School:** Attended Hillcrest H.S. in Fountain Inn, S.C. ... Team MVP as a senior ... Averaged 15.6 points per game.

**Personal:** Joe N. Hamilton ... Born May 11, 1979 in Mt. Vernon, N.Y. ... Son of Joe and Bernette Hamilton ... Sociology major.

### Hamilton's Statistics

YEAR	G- GS	FGM- Att	Pct	3PTM- Att	Pct	FTM- Att	Pct	Reb	Avg	A	BK	S	TP	Avg
00-01	20- 7	61- 145	.421	10- 52	.192	45- 68	.662	57	2.9	30	7	22	177	8.9

# A TALK WITH VT

# Joe Hamilton

## **What is the most improved part of your game?**

“Without a doubt, my strength and conditioning is the most improved part of my game. I got a lot of weight room work. I also worked on my ball-handling. I think my whole game is improved.”

## **How important is it that the team stayed in Blacksburg over the summer to workout together?**

“It was very important. I don’t think we were together as a team last year because of all the changes we had to the roster. We added new people during the season. We spent time together this summer and got to know each other, on and off the court.”

## **What attracted you to Virginia Tech?**

“Making the move into the BIG EAST attracted me a lot. That and Coach Stokes and Coach Cline did a good job of recruiting me.”

## **What has Mike Gentry meant to this team over the summer?**

“He has helped us a lot. He’s all business in the weight room. He stressed the

fact that most people weren’t doing the things we were doing over the summer and this is the time that we get better.”

## **What surprised you the most about the BIG EAST Conference?**


“The biggest surprise was how you aren’t allowed to have any bad nights in this league. The team that plays poorly will lose. There’s no room for error in the BIG EAST. You can’t have a bad game and still pull out a victory.”

## **What advice can you give the freshman on this year’s team?**

“I can give them 100 percent effort and lead by example. You got to give it your all, all of the time. If you don’t give 100 percent every time on the court, the coaches aren’t going to have that and the BIG EAST isn’t going to have it. If you don’t give it your all, you will lose in this league.”

## **What’s your favorite thing about Virginia Tech?**


“I love the fan support here. Our fans understand that we’re entering a tough, new league and support us. They stuck with us, no matter what.”



# BRIAN CHASE

# #5

*Junior • Guard • 5-10 • 167  
 Washington, D.C./Dunbar H.S.*



Team leader ... Returning captain from last season ... Career leader in three-point field goal percentage at Tech and second in BIG EAST history ... Joined the Hokies after the first semester of the 1999-2000 season... Outstanding shooter that worked hard during the off-season on his defense ... Will primarily play the wing, but can also play the point ... Works hard and brings an excellent attitude to the court ... Dedicated team player that played his first BIG EAST campaign with a broken right (shooting) hand ... One of the best perimeter shooters in the BIG EAST ... Has above-average quickness with good ball-handling skills.

**2000-01:** Led the BIG EAST Conference in three-point field goal percentage ... Appeared in 23 games, starting 18 times ... Led team in scoring (12.9 ppg) and was third in assists (48) ... Led team in three-pointers made (60) ... Scored eight points in his first game back from the foot injury vs. William & Mary ... Led Tech with 16 points vs. Liberty ... Was named to the 2000 Carrier Classic All-Tournament team after scoring 24 points in the first round win over Fairfield and 15 points in the loss to Syracuse ... Led Tech with 18 points in the win at Mount St. Mary's ... Broke right (shooting) hand prior to Christmas ... Returned to action in the Villanova game, leading Tech with 19 points off the bench ... Hit the game-tying three-pointer to send the game to overtime ... Scored 13 points off the bench in the Hokies win over Miami, including 8-8 from the line, all in the second half ... Returned to the starting line-up in front of the hometown fans at Georgetown, leading all scorers with 20 points ... Had a career-high 28 points in the loss at Villanova, including 22 points in the first half ... Had a career-high six three-pointers at Villanova ... Had 10 points in the loss to Providence ... Had 14 points in the loss at #20 Boston College ... Led Tech with 16 points in the loss at #23 Connecticut and had a career-high tying four assists and four steals ... Was held scoreless at Miami, the first time as a Hokie he has not scored in a game, but came back with a team-high 16 points in the home loss to Boston College ... Led the Hokies with 12 points in the loss to West Virginia, while dishing out a career-high five assists ... Led Tech



### Chase's Statistics

YEAR	G-	GS	FGM-	Att	Pct	3PTM-	Att	Pct	FTM-	Att	Pct	Reb	Avg	A	BK	S	TP	Avg
99-00	24-	18	106-	259	.409	63-	164	.384	34-	45	.756	92	3.8	30	1	28	309	12.9
00-01	23-	18	95-	215	.442	60-	131	.458	47-	58	.810	67	2.9	48	1	26	297	12.9
<b>Totals</b>	<b>47-</b>	<b>36</b>	<b>201-</b>	<b>474</b>	<b>.424</b>	<b>123-</b>	<b>295</b>	<b>.417</b>	<b>81-</b>	<b>103</b>	<b>.786</b>	<b>159</b>	<b>3.4</b>	<b>78</b>	<b>2</b>	<b>54</b>	<b>606</b>	<b>12.9</b>



with 15 points in the home loss to UConn and led Tech with 12 points in the loss at BC ... Led Hokies with 11 points in the season finale at Pittsburgh.

**1999-00:** Joined the Hokies for the second semester ... Played in 24 games and started the last 18 at guard ... Made 49.5 percent of Tech's 3-pointers ... Led the team in minutes played at 33.0 per game ... Named to the Atlantic 10 All-Rookie team ... Averaged 12.9 points and 3.8 rebounds per game ... Practiced just two days with the team before competition in the San Juan Shootout ... Named to the All-Tournament team after posting 14 points against Illinois State, 22 points against Auburn and 13 points against Louisiana-Lafayette ... Also named Atlantic 10 Rookie of the Week for that performance ... Had 15 games in double figures ... Scored a career-high 24 points against La Salle ... Shot 40.9 percent from the field, 38.4 percent from 3-point range and 75.6



### *Chase's Career Highs*

PTS ..... 28 at Villanova, 1-17-01  
 MIN ..... 41 vs Virginia, 1-24-00  
 FGM ..... 9 vs LaSalle, 3-1-00  
 FGA ..... 17 vs LaSalle, 3-1-00  
           17 at Villanova, 1-17-01  
 3FGM .... 6 at Villanova, 1-17-01  
 3FGA ..... 13 at Villanova, 1-17-01  
 FTM ..... 9 vs Fairfield, 12-1-00  
 FTA ..... 10 vs Fairfield, 12-1-00  
 REB ..... 7 at Dayton, 1-9-00  
           7 vs G. Washington, 1-15-00  
           7 vs Dayton, 3-4-00  
 AST ..... 5 vs West Virginia, 2-14-01  
 BS ..... 1 vs Dayton, 3-4-00  
           1 at Boston College, 1-31-01  
 STL ..... 4 vs La-Lafayette, 12-22-99  
           4 at Connecticut, 2-3-01  
           4 at Duquesne, 2-27-00

percent from the free-throw line ... Made his first collegiate start against Dayton ... 11 of his 16 double-figure games came away from Cassell Coliseum... Became the first Tech freshman in 20 years to record five 20-point scoring games in a season.

**High School:** Played high school basketball at Dunbar High School in

Washington, D.C. ... Competed for coach Gary Lampkins ... Named to the All-Metro first team ... Earned MVP honors his senior year ... A four-year letterwinner at point guard.

**Personal:** Brian Matthew Chase ... Born 10/8/81 in Washington, D.C. ... Son of Catreeda Lloyd ... Enrolled in human services.

# JON SMITH

# #21

*Junior • Forward • 6-8 • 227  
 Dunbar, W.Va./South Charleston H.S.*



Spent the entire summer on campus working on his game ... His work over the off-season has improved his stock with the Hokies ... Holds most of the team's records in the weight room ... Has gotten stronger each year and will see playing time at power forward this season ... Can play both power forward and center ... A strong rebounder for the Hokies ... Is very athletic with a well-proportioned body ... Runs the floor well for his size ... Can shoot the ball from the outside ... Has good moves around the basket ... Excellent shot-blocking ability.


**2000-01:** Appeared in every game, starting seven ... Fourth on the team in blocked shots (19) ... Earned his first career start in the season opener against VMI, scoring three points and grabbing five rebounds ... Had eight rebounds against William & Mary and Virginia ... Blocked three shots against the Cavaliers ... Scored a career-high 12 points at Syracuse (including 2-3 from three-point range) and followed that with 11 points and seven rebounds in the win over Elon ... Had eight points in just 14 minutes in the overtime loss to Villanova ... Had nine points in the win over Miami ... Blocked three shots in the win over St. John's.

**1999-00:** Saw time in 23 games as a true freshman ... Shot 44.1 percent from the field and 76.5 percent from the free throw line ... Signed with Tech during the early signing period in 1998 ... Averaged 1.9 points and 1.1 rebounds per game ... Notched career highs with eight points and six rebounds against La Salle ... Played 13 minutes that game ... Netted six points in the win against Illinois State ... Had six points and two rebounds to close out the season in

the Atlantic 10 tourney loss to Temple.

**High School:** Played high school basketball at South Charleston High School in Charleston, W. Va. ... Competed for one of the top AAA programs in the state of West Virginia ... A three-year starter at center for coach Robert Dawson ... Averaged 12 points and 10 rebounds as a senior ... Earned AAA all-state honorable mention honors during his sophomore, junior and senior seasons ... Rated among the top 250 recruits in the country by recruiting analyst Bob Gibbons ... Averaged 11 points and 10 rebounds as a junior ... Had 21 points, 11 rebounds, four blocks in the West Virginia vs. Ohio All-Star Classic ... Was named the MVP of the game ... Broke a backboard on a slam dunk in a high school game.

**Personal:** Larry Jonathan Smith ... Born 8/25/81 in Salisbury, MD ... Son of Larry and Louvenia Smith ... Enrolled in family financial management.



### *Smith's Career Highs*

PTS ..... 12 at Syracuse, 12-2-00  
 MIN ..... 36 vs Liberty, 11-28-00  
                   36 at Syracuse, 12-2-00  
 FGM ..... 5 vs Elon, 12-6-00  
 FGA ..... 7 vs Elon, 12-6-00  
 3FGM .... 2 at Syracuse, 12-2-00  
 3FGA ..... 3 at Syracuse, 12-2-00  
 FTM ..... 4 at LaSalle, 2-5-00  
                   4 vs Temple, 3-9-00  
                   4 at Syracuse, 12-2-00  
 FTA ..... 6 vs Temple, 3-9-00  
                   6 vs Wm & Mary, 11-20-00  
 REB ..... 8 vs Wm & Mary, 11-20-00  
 AST ..... 2 at Syracuse, 12-2-00  
                   2 vs Elon, 12-6-00  
 BS ..... 3 vs Virginia, 11-24-00  
 STL ..... 2 at UNC Asheville, 11-29-99


### *Smith's Statistics*

YEAR	G-	GS	FGM-	Att	Pct	3PTM-	Att	Pct	FTM-	Att	Pct	Reb	Avg	A	BK	S	TP	Avg
99-00	23-	0	15-	34	.441	0-	3	.000	13-	17	.765	25	1.1	5	4	2	43	1.9
00-01	27-	7	37-	66	.561	3-	7	.429	21-	39	.538	75	2.8	18	19	4	98	3.6
<b>Totals</b>	<b>50-</b>	<b>7</b>	<b>52-</b>	<b>100</b>	<b>.520</b>	<b>3-</b>	<b>10</b>	<b>.300</b>	<b>34-</b>	<b>56</b>	<b>.607</b>	<b>100</b>	<b>2.0</b>	<b>23</b>	<b>23</b>	<b>6</b>	<b>141</b>	<b>2.8</b>

# CARLOS DIXON

# #32

**Sophomore • Forward/Guard • 6-7 • 181**  
**Salisbury, N.C./South Rowan H.S.**  
**Fork Union Military Academy**




Ricky Stokes' first signee at Virginia Tech ... Had an outstanding freshman season for the Hokies, despite playing out of position most of the year ... Can play any of the perimeter positions ... Will move from the point guard position to the wing this season ... Plays well off the dribble ... Spent most of the summer on campus, working on his shot selection and overall game ... Explosive scorer who can shoot from the perimeter and slash to the basket ... One of the most versatile players in the league ... Good outside shooter who handles the ball well ... Could become one of the top players in the BIG EAST before he is finished.

**2000-01:** Started every game for the Hokies ... Second on the team in scoring (11.0 ppg) ... Led team in steals (47), minutes played (864) and assists (77) and was second in blocked shots (22) ... Second in three-pointers made (50) ... Scored in double figures in 15 games as a freshman ... Opened his Virginia Tech career with 21 points in the win over VMI ... Had 13 points each against Virginia and Liberty ... Had 15 points and seven rebounds in the win over Fairfield and followed that with 12 points in the loss at Syracuse ... Had 14 points, eight rebounds and six assists in the win over ETSU ... Scored 20 points in the win over High Point, including 6-10 from three-point range ... Had 15 points and four assists in the overtime loss to Villanova ... Had five assists in the win over Miami ... Scored 11 points in the loss at Georgetown, his first start at the point ... Had 13 points and a career-high eight assists in the loss at Villanova ... Had 13 points in the loss at #23 Connecticut ... Tied a career-high with 21 points in the loss at Miami ... Scored 10 points in the loss to West Virginia ... Scored 14 points in the loss to Notre Dame.

**Fork Union/High School:** Averaged 13.4 points and 5.5 rebounds per game at Fork Union ... Averaged 18.5 points and 9.3 rebounds as a senior at South Rowan High School in Salisbury, N.C. ... Played in North Carolina East-West All-Star game ... Second-leading scorer in South Rowan history, despite playing just two seasons ... Two-year letterwinner.

**Personal:** Carlos Ray Dixon ... Born September 11, 1981 in Salisbury, N.C. ... Son of Marvin Dixon and Hattie Stede ... Majoring in family financial management ... Brother, Marvin, played basketball at Pfeiffer University and professionally overseas in Israel and Argentina.



## Dixon's Career Highs


PTS ..... 21 vs VMI, 11-18-00  
 21 at Miami, 2-6-01  
 MIN ..... 48 vs High Point, 12-30-00  
 FGM ..... 7 vs High Point, 12-30-00  
 FGA ..... 16 at Syracuse, 12-2-00  
 3FGM .... 6 vs High Point, 12-30-00  
 3FGA ..... 10 vs High Point, 12-30-00  
 FTM ..... 7 vs VMI, 11-18-00  
 FTA ..... 8 vs VMI, 11-18-00  
 REB ..... 8 vs ETSU, 12-18-00  
 AST ..... 8 at Villanova, 1-17-01  
 BS ..... 4 vs Miami, 1-10-01  
 STL ..... 5 vs High Point, 12-30-00

## Dixon's Statistics

YEAR	G- GS	FGM- Att	Pct	3PTM- Att	Pct	FTM- Att	Pct	Reb	Avg	A	BK	S	TP	Avg
00-01	27- 27	97- 289	.336	50- 144	.347	52- 70	.743	96	3.6	77	22	47	296	11.0


# BRYANT MATTHEWS #22

*Sophomore • Forward • 6-7 • 200  
 Columbia, S.C./Columbia, H.S.*



Versatile player who played both forward positions last season ... Had an outstanding rookie season for the Hokies, despite having to play in the post for stretches of time ... Spent most of the summer on campus, working on his conditioning and overall game ... This could be a breakout season for Matthews, with the move to wing full-time and his improved strength ... Is expected to challenge for a starting spot at small forward ... Very athletic player who attacks the rim ... Can score in a variety of ways; putting the ball on the floor, shooting the three or posting up ... Excellent rebounder for his size ... Very explosive in the transition game.

**2000-01:** Started the first 25 games for Tech ... Missed the Notre Dame game with a bruised right leg, but returned to action in the season finale at Pittsburgh ... Second among regulars in rebounding (5.2 rpg) and third among regulars in scoring (9.1 ppg) ... Second on the team in steals (32) and fourth in assists (46) ... Began his Tech career with 10 points and six rebounds in the win over VMI ... Had 11 points and six



### Matthews' Career Highs

PTS ..... 21 vs High Point, 12-30-00  
 MIN ..... 45 vs High Point, 12-30-00  
 FGM ..... 7 at Chattanooga, 12-23-00  
 FGA ..... 14 at Connecticut, 2-3-01  
           14 at Miami, 2-6-01  
 3FGM .... 2 vs Villanova, 1-6-01  
           2 vs Miami, 1-10-01  
           2 at Miami, 2-6-01  
 3FGA ..... 6 at Miami, 2-6-01  
 FTM ..... 8 vs High Point, 12-30-00  
 FTA ..... 11 vs Elon, 12-6-00  
           11 vs High Point, 12-30-00  
 REB ..... 13 vs Elon, 12-6-00  
 AST ..... 5 at Boston College, 1-31-01  
           5 vs West Virginia, 2-14-01  
 BS ..... 2 vs VMI, 11-18-00  
           2 vs ETSU, 12-18-00  
           2 vs Providence, 1-20-01  
           2 vs Boston College, 2-10-01  
 STL ..... 4 vs Providence, 1-20-01

rebounds in the win over Fairfield ... Recorded his first double-double in the win over ETSU with 16 points and 13 rebounds ... Had nine points and nine rebounds at Mount St. Mary's ... Scored 14 points at Chattanooga .. Registered his second double-double with a career-high 21 points and 10 rebounds in the win over High Point ... Had 16 points and seven rebounds in the overtime loss to Villanova ... Had 16 points in the win over Miami ... Had 10 rebounds and four steals in the loss to Providence ... Had a career-high five assists in the loss at #20 Boston College ... Had 15 points and four assists in the loss at #23 Connecticut ...

Scored 12 points in the loss at Miami and followed that with 11 points in the home loss to Boston College ... Dished out a career-high tying five assists in the loss to West Virginia.

**High School:** Averaged 23 points and 10 rebounds per game at Columbia High School in Columbia, S.C. ... Two-year letterwinner ... All-State as a senior; also all-city and all-region ... Pittsburgh Hoops Classic Dunk Champion in 2000 ... Played in North-South All-Star game.

**Personal:** Bryant Matthews ... Born January 12, 1982 in Columbia, S.C. ... Son of James and Robin Matthews ... Physical education major.


### Matthews' Statistics

YEAR	G-	GS	FGM-	Att	Pct	3PTM-	Att	Pct	FTM-	Att	Pct	Reb	Avg	A	BK	S	TP	Avg
00-01	26-	25	78-	193	.404	16-	60	.267	64-	101	.634	136	5.2	46	14	32	236	9.1

# ERIC BRANHAM

# #3

*Junior • Guard • 6-0 • 178*  
*Washington, D.C./Cardoza H.S.*  
*Hagerstown J.C.*




Junior college transfer who is expected to assume the point guard duties this season ... Comes from one of the better junior college programs in the nation ... Outstanding passer who also is an outstanding shooter ... Excellent at distributing the ball and running the offense ... Strong defensive player who fits well in the Virginia Tech scheme of pressure defense ... Played on the same summer league team as teammate Brian Chase.

**Junior College:** Started at the point for Hagerstown Junior College in Maryland ... Averaged 15.3 ppg and 5.4 assists for coach Jim Brown ... MVP as a sophomore ... All-Maryland J.C. ... All-tournament and tournament MVP at the conference tournament as a sophomore ... Region IV All-tournament ... Originally attended Butler J.C. in Kansas, but did not play basketball ... Redshirted first year at Hagerstown.

**High School:** Two-year letterwinner at Cardoza H.S. in Washington, D.C. ... Team MVP as a senior ... All-DCIAA West and All-Met selection ... Honorable mention All-American as a senior.

**Personal:** Eric J. Branham ... Born 11/12/78 in Washington, D.C. ... Son of Alvin and Lisa Branham ... Majoring in psychology.



# TERRY TAYLOR

# #33

*Junior • Forward/Center • 6-8 • 285  
 Chesapeake, Va./Tallwood H.S.  
 Allegany College*



Junior college transfer who is expected to see immediate action in the post for the Hokies ... Comes from one of the better junior college programs in the nation ... Has strong offensive post skills ... Can score in the paint and shoot from 15-16 feet ... Has the size to bang in the BIG EAST Conference.

**Junior College:** Started in the post at Allegany College in Maryland ... Team made it to the JUCO national finals last season ... Team MVP as a freshman and sophomore ... First-team all-region as a freshman and sophomore ... Region XX and District III MVP in 2001 ... All-tournament at the JUCO National Championships ... Was a teammate of current Hokie Mibindo Dongo at Allegany as a freshman.

**High School:** Two-year letterwinner for Coach Johnny Pope at Tallwood H.S. ... All-Tidewater and All-Beach 1996-98 ... All-State as a senior ... Team MVP as a senior ... Won the AAU national championship in 1996-97 ... Scored 51 points against Woodbridge as a senior.


**Personal:** Terrell L-R Taylor ... Born January 8, 1981 ... Son of Lanatatesora Paz-Taylor... Sociology major ... Uncle, Christopher Dowson, played basketball at South Carolina.



# HARDING NANA

# #11

*Freshman • Forward • 6-8 • 213  
 Douala, Cameroon/Newport School  
 Notre Dame Prep*




Freshman that signed during the April signing period ... Tremendous athletic ability and work ethic ... Very aggressive player that is relentless on the court ... Attacks the rim ... Could see immediate action for the Hokies ... Has only been playing basketball a few years ... Originally from Cameroon.

**Prep School:** Played last season for coach Bill Barton at Notre Dame Prep in Middleburg, Mass. ... Averaged 12.3 ppg and 8.0 rpg last season.

**High School:** Played for Coach Chris Chaney at Newport School in Kensington, Md. ... Averaged 11.0 ppg and 11.0 rpg as a senior ... Team was 30-8 and the Maryland state private school champions ... Played his first two seasons of high school basketball in his native Cameroon.

**Personal:** Harding Ngueyep Nana ... Born January 17, 1981 in Cameroon ... Georges and Cooki Collinet are his guardians ... Major is undecided.






# C.J. PIGFORD

# #4

**Freshman • Forward • 6-7 • 215**  
**East Arcadia, N.C./East Columbus H.S.**  
**Hargrave Military Academy**




Combination forward who will challenge for immediate playing time for the Hokies ... Comes from one of the top prep school programs in the nation ... Has good size and is a tough competitor ... Added experience of his post-graduate year should be beneficial this season ... Works hard on defense ... Fits Tech's pressure defense well.

**Prep School:** Played last season at Hargrave Military Academy in Chatham, Va. ... Averaged 10 ppg and 10 rpg for the Tigers.

**High School:** Three-year letterwinner for Coach Gary Battle at East Columbus H.S. ... First-team all-state as a senior ... Two-time all-county, all-conference and all-area ... Team MVP as a junior and senior ... Also lettered two years in track ... Conference champion in the high jump at 6ft. 8in ... Honor roll student.

**Personal:** Cornelius J. Pigford ... Born September 11, 1982 in Wilmington, N.C. ... Son of Tim and Janice Pigford ... Major is undecided.



# A History of Basketball Excitement!



As Virginia Tech approaches its 500th game in the arena, Cassell Coliseum is quickly becoming one of the top home court advantages in college basketball. Cassell, entering its 41st season as home of the Hokies, has witnessed some of the top teams and top players over the years. Players such as Dell Curry, Bimbo Coles, Allan Bristow and Ace Custis have called Cassell home. Teams such as North Carolina, Louisville, Memphis, Alabama, Georgia Tech, Mississippi State, Florida, Wake Forest and Purdue have all made trips to Blacksburg.



With Tech's entrance into the **BIG EAST** Conference last season, the list of great players and teams is only getting stronger. Last season, four Tech home opponents, Virginia, Providence, Notre Dame and Boston College advanced to the NCAA Tournament. Add in home opponent Connecticut that went to the NIT and the **BIG EAST** claimed 11 teams in post-season action.

**Cassell Coliseum will be an exciting place this season!**



The Virginia Tech basketball program is involved in the community. Players and coaches take time from their busy schedules to participate in a wide range of activities and functions that are an integral part of Tech and the New River Valley communities, through the auspices of the Office of Student Life in the Virginia Tech Athletics Department.

The community service component of the University's CHAMPS/Life Skills program is called "Hokies with Heart." The program encompasses all intercollegiate athletic teams at Virginia Tech.

The organizations and events that the Athletics Department participates in is included below. Every year,

the department gets more and more requests, so the type of events continues to grow. Last year, Virginia Tech student-athletes participated

in over 55 community service events. And by the end of October student-athletes and teams participated in 20 community service events.

Coach Ricky Stokes is active in many area activities, including Big Brothers and Big Sisters and Coaches vs. Cancer. During his first year at Virginia Tech, Hokie players have spent time working with the Hokie Readers, Virginia Tech Night at local elementary school and Montgomery County Christmas Store.

From speaking to schools and youth groups, to participating in banquets and charity events, the Virginia Tech basketball program is a part of the everyday life of the area.

For groups interested in having Virginia Tech basketball involved in their activities, please contact Amy Freel, Coordinator of Student Life at (540) 231-9910.



*Here is a list of organizations and causes that Virginia Tech Student-Athletes have been involved with over the past year.*

- National Walk Our Children to School Day
- Hokie Reader (reading to local elementary school students)
- Midnight Madness Canned Food Drive to benefit Montgomery County Emergency Assistance Program
- Drug Awareness Week
- Adopt-a-Highway
- Habitat for Humanity
- Facility Tours
- Walk Against Cancer
- Montgomery County Christmas Store
- VT Night at Local Elementary Schools
- Humane Society
- Hospital and Nursing Home visits
- Literacy Fair
- Special Olympics
- Read Across America Day (Dr. Seuss' Birthday)
- Children's Relay for Life (American Cancer Society)
- Take Your Daughter To Work Day
- DARE
- Sport Clinics
- CARE Foundation Fund Raiser
- National School Lunch Week
- YMCA Thrift Store
- Blood Drives
- Winning Choices - Character Education



# 2001-2002 VIRGINIA TECH HOKIES

## Alphabetical Listing

No.	Name	POS	HT	WT	CL	PPG	RPG	HOMETOWN (HS/OTHER)
3	Eric Branham	G	6-0	178	Jr.	—	—	Washington, D.C. (Cardoza/Hagerstown JC)
15	Carlton Carter	C/F	6-11	213	Sr.	7.8	6.2	Trenton, N.J. (Solebury Academy/Colorado)
5	Brian Chase	G	5-10	167	Jr.	12.9	2.9	Washington, D.C. (Dunbar)
32	Carlos Dixon	G/F	6-7	181	So.	11.0	3.6	Salisbury, N.C. (South Rowan/Fork Union Mil. Acad.)
45	Mibindo Dongo	F/C	6-9	262	Sr.	5.9	4.8	Kinshasa, Zaire (Bambiniere/Allegany College [Md.])
23	K.C. Gilbert	G	6-1	200	Jr.	—	—	Roanoke, Va. (Roanoke Valley Christian)
00	Joe Hamilton	G	6-6	180	Sr.	8.9	2.9	Fountain Inn, S.C. (Hillcrest/Hiwassee)
22	Bryant Matthews	G/F	6-7	200	So.	9.1	5.2	Columbia, S.C. (Columbia)
11	Harding Nana	F	6-8	213	Fr.	—	—	Douala, Cameroon (Newport School/Notre Dame Prep)
4	C. J. Pigford	F	6-7	215	Fr.	—	—	East Arcadia, N.C. (East Columbus/Hargrave Mil. Acad.)
21	Jon Smith	F/C	6-8	227	Jr.	3.6	2.8	Dunbar, W.Va. (South Charleston)
33	Terry Taylor	C	6-8	285	Jr.	—	—	Chesapeake, Va. (Tallwood/Allegany College [Md.])
25	Barrett Watson	G	6-5	190	Sr.	—	—	Oakhill, Va. (Chantilly)


## Numerical Listing

No.	Name	POS	HT	WT	CL	PPG	RPG	HOMETOWN (HS/OTHER)
00	Joe Hamilton	G	6-6	180	Sr.	8.9	2.9	Fountain Inn, S.C. (Hillcrest/Hiwassee)
3	Eric Branham	G	6-0	178	Jr.	—	—	Washington, D.C. (Cardoza/Hagerstown JC)
4	C. J. Pigford	F	6-7	215	Fr.	—	—	East Arcadia, N.C. (East Columbus/Hargrave Mil. Acad.)
5	Brian Chase	G	5-10	167	Jr.	12.9	2.9	Washington, D.C. (Dunbar)
11	Harding Nana	F	6-8	213	Fr.	—	—	Douala, Cameroon (Newport School/Notre Dame Prep)
15	Carlton Carter	C/F	6-11	213	Sr.	7.8	6.2	Trenton, N.J. (Solebury Academy/Colorado)
21	Jon Smith	F/C	6-8	227	Jr.	3.6	2.8	Dunbar, W.Va. (South Charleston)
22	Bryant Matthews	G/F	6-7	200	So.	9.1	5.2	Columbia, S.C. (Columbia)
23	K.C. Gilbert	G	6-1	200	Jr.	—	—	Roanoke, Va. (Roanoke Valley Christian)
32	Carlos Dixon	G/F	6-7	181	So.	11.0	3.6	Salisbury, N.C. (South Rowan/Fork Union Mil. Acad.)
33	Terry Taylor	C	6-8	285	Jr.	—	—	Chesapeake, Va. (Tallwood/Allegany College [Md.])
45	Mibindo Dongo	F/C	6-9	262	Sr.	5.9	4.8	Kinshasa, Zaire (Bambiniere/Allegany College [Md.])
25	Barrett Watson	G	6-5	190	Sr.	—	—	Oakhill, Va. (Chantilly)

## Coaching Staff

**Head Coach:** Ricky Stokes (Virginia, 1984)

**Assistant Coaches:** Mark Cline (Wake Forest, 1988), Steve Lytton (East Tennessee State, 1968), Randy Peele (Virginia Wesleyan, 1980)



**SEATED (l-r):** Head coach Ricky Stokes, assistant coach Steve Lytton, Jon Smith, Mibindo Dongo, Brian Chase, Carlton Carter, Joe Hamilton, assistant coach Randy Peele, assistant coach Mark Cline.

**STANDING (l-r):** Student manager Antonio Marshall, student manager Melanie Brooks, student manager Julieanna McGuire, head student manager Brent Blevins, athletic trainer Keith Doolan, K.C. Gilbert, Carlos Dixon, Harding Nana, Bryant Matthews, Terry Taylor, C.J. Pigford, Barrett Watson, Eric Branham, administrative assistant Alfonzo Duncan, office assistant John Bass, student manager Albert Gaynor, student manager Katie Maguire, student manager Carrie Hodges.

# The BIG EAST





# THE BIG EAST CONFERENCE



Winning on the athletic fields, in the arenas and in the classroom, The BIG EAST Conference continues its mission to be successful at the highest levels.

In 2000-01, the league again was well represented on the national scene by its student-athletes for accomplishments in academics and in athletic competition.

Two national championships were added to the BIG EAST's list last year. The Connecticut men's soccer team won the 2000 College Cup to give the league its second men's soccer title in the last five years. In women's basketball, the BIG EAST became the first conference to have two different teams win the national crown in back-to-back seasons when Notre Dame hoisted the trophy at the 2001 Final Four. Connecticut had won in 2000.

Additionally, three student-athletes won individual titles in NCAA competition.

Providence's Keith Kelly became the league's first NCAA men's cross country champion. Boston College runner Shannon Smith took the 3,000-meter title at the 2001 NCAA Indoor Track & Field Championship and Notre Dame's Ryan Shay was the 10,000-meter champion at the outdoor meet.

The BIG EAST has always been able to boast that some of its best students are also some of its best athletes. Ruth Riley, the 2000-01 BIG EAST Female Scholar-Athlete of the Year, was named the women's basketball national player of the year. She was also honored as the Verizon/CoSIDA Academic All-American Team Member of the Year. Boston College soccer player Chris Hamblin, the 2000-01 BIG EAST Male Scholar-Athlete of the Year, also earned first team All-

America honors. Last year, 18 student-athletes earned academic All-America honors, including eight who were awarded first team accolades.

For three of the last seven years a BIG EAST student-athlete has won the Honda-Broderick Cup as Collegiate Woman of the Year. Notre Dame soccer player Cindy Daws won in 1997-98. She followed Connecticut basketball players Rebecca Lobo ('94-95) and Jennifer Rizzotti ('95-96).

BIG EAST student-athletes have continued their success after leaving the classrooms and playing fields. Former Connecticut women's basketball standout Dr. Leigh Curl was inducted into the Verizon Academic All-America Hall of Fame in 1999. Former Georgetown men's basketball star Dikembe Mutumbo was named a winner of the President's Service Award, the highest honor in the U.S. for volunteer service.

Whether it's the student-athletes or the league as an entity, moving forward successfully and exploring new horizons have been the norm rather than the exception for the conference that opened its doors in 1979.

The conference welcomed Virginia Tech as its 14th full member in 2000-01. In the spring of 2001, the BIG EAST added women's lacrosse to its growing list of sports.

When the 1990s began, The BIG EAST Conference had just completed its eighth season with nine members. The league was arguably as healthy as a conference could be. The BIG EAST was a headline-grabber immediately, especially in men's basketball, its signature sport. The BIG EAST Football Conference did not exist.

The '90s was a decade of enormous change in college athletics with conferences

adding new members and new leagues beginning. The BIG EAST was no different than most groups. The league has had four separate expansions in the past 10 years. The BIG EAST Football Conference, with eight members, became a major player in college football immediately after its inception in 1991.

The BIG EAST became a reality on May 31, 1979, following a meeting of athletic directors from Providence College, St. John's, Georgetown and Syracuse Universities. Seton Hall, Connecticut and Boston College completed the original seven-school alliance.

After one season, Villanova was added and began play in 1980-81. Two seasons later, Pittsburgh joined the group and started competition in '82-83.

Miami was admitted in 1990 and began BIG EAST competition in '91-92. Rutgers, West Virginia and Notre Dame joined in '94 in two separate expansions and began play in 1995-96.

While the membership has increased, the focus of the BIG EAST remains unchanged. It is a group that reflects a tradition of broad-based programs, led by administrators and coaches who place a constant emphasis on academic integrity. The BIG EAST Conference has enjoyed a leadership role nationally. Its student-athletes own significantly high graduation rates and their record of scholastic achievement notably reflect a balance between intercollegiate athletics and academics.

Any successful consortium enjoys outstanding leadership. Michael Tranghese, the league's first full-time employee, and for 11 years the associate of Dave Gavitt, took over the Commissioner's


reins in June, 1990. The expansion in membership is only a portion of Tranghese's achievements. In his first year at the helm, he administered the formation of The BIG EAST Football Conference in addition to coordinating the four expansions.

BIG EAST sports attract the interest of followers in the nation's largest media markets including New York, Chicago, Philadelphia, Boston, Washington, D.C., Miami, Pittsburgh and Hartford. The league has long been considered a leader in innovative concepts in promotion and publicity, particularly regarding television. Those efforts have resulted in unparalleled visibility for BIG EAST student-athletes. Exclusive long-range television contracts with CBS, ESPN, Inc. and ABC provide BIG EAST basketball and football with more television exposure.

While BIG EAST basketball games are regular sellouts at campus and major public arenas, including the annual BIG EAST Championship in Madison Square Garden, attendance figures also are significant at BIG EAST soccer, women's basketball and baseball games.

More than 450 BIG EAST athletes have earned All-America recognition and dozens have won individual NCAA national championships. The BIG EAST has been well-represented in U.S. or foreign national and Olympic teams, with several athletes earning gold medals in the summer Olympiads in Sydney in 2000, Atlanta in '96, Barcelona in '92, Seoul in '88 and Los Angeles in '84.

The BIG EAST has its headquarters in Providence where the conference administers to more than 5,000 athletes in 21 sports.



The Hokies look forward to playing in Madison Square Garden.

# BIG EAST MEN'S BASKETBALL FACTS

◆ Three schools, Georgetown (1984), Villanova (1985) and Connecticut (1999) have won NCAA Championships as members of the BIG EAST Conference.

◆ Four other schools, Providence, St. John's, Seton Hall and Syracuse, have advanced to Final Fours as members of the BIG EAST Conference. In all, the BIG EAST has made 10 Final Four appearances.

◆ The largest crowd ever to witness a college game in an on-campus facility was March 3, 1991, as a crowd of 33,048 witnessed Syracuse

defeat Georgetown, 62-58, in the Carrier Dome.

◆ In the 1985 Final Four at Rupp Arena in Lexington, Ky., three of the four competing teams, including both finalists, were BIG EAST Conference member institutions. Villanova defeated Georgetown, 66-64, to win the title. It is just the third time in NCAA history that teams from the same conference met in the finals and the only time that three teams from the same league were in a single Final Four.

◆ Four BIG EAST Conference teams share arenas with NBA teams and four others play in large, professional arenas.

## BIG EAST Administrators



**Michael Tranghese**  
BIG EAST  
Commissioner

The BIG EAST Conference  
222 Richmond Street  
Providence, RI 02903  
www.bigeast.org

(401) 453-0660 – Communications  
(401) 272-9108 – Switchboard  
(401) 751-8540 – Fax

Commissioner ..... Michael Tranghese  
Associate Commissioner ..... Tom Odjakjian  
Associate Commissioner ..... Stan Wilcox  
Associate Commissioner for Sport Administration .. Donna DeMarco  
Associate Commissioner for Communications ..... John Paquette  
Assistant Commissioner for Finances ..... Susan Scorpio Eaton  
Assistant Commissioner for Compliance ..... Jerome Rodgers  
Assistant Commissioner for Sport Administration .... James Siedliski  
Assistant Commissioner/  
Women's Basketball Officiating ..... Barbara Jacobs  
Director of Communications ..... Tammy Donovan  
Director of Communications ..... Rob Carolla  
Assistant Director of Sport Administration ..... Gina Bonante  
Coordinator of Men's Basketball Officiating ..... Art Hyland  
Coordinator of Football Officiating ..... John Soffey  
Assistant to the Commissioner ..... Lisa Zanechia  
Administrative Assistants  
for Administration ..... Lois DeBlois and Gail Wilkins  
Administrative Assistant for Basketball & Football .. Alison Gulubicki  
Administrative Assistant for Compliance ..... Wanda Factor  
Receptionist ..... Kathy Kirkpatrick



**Tom Odjakjian**  
Associate  
Commissioner



**John Paquette**  
Associate  
Commissioner for  
Communications



**Rob Carolla**  
Director  
of Communications



## 2000-01 Awards and Standings

**Co-Players of the Year**  
Troy Bell, Boston College  
Troy Murphy, Notre Dame

**Coach of the Year**  
Al Skinner, Boston College

**Rookie of the Year**  
Eddie Griffin, Seton Hall

**Defensive Player of the Year**  
John Linehan, Providence

**Co-Most Improved Players**  
Preston Shumpert, Syracuse  
Calvin Bowman, West Virginia

BIG EAST East	W	L	Pct.	W	L	Pct.
1. Boston College	13	3	.813	27	5	.844
2. Providence	11	5	.688	21	10	.677
3. St. John's	8	8	.500	14	15	.483
Miami	8	8	.500	16	13	.552
Villanova	8	8	.500	18	13	.581
Connecticut	8	8	.500	20	12	.625
7. Virginia Tech	2	14	.125	8	19	.296
BIG EAST West	W	L	Pct.	W	L	Pct.
1. Notre Dame	11	5	.688	20	10	.667
2. Georgetown	10	6	.625	26	8	.758
Syracuse	10	6	.625	25	9	.735
4. West Virginia	8	8	.500	17	12	.586
5. Pittsburgh	7	9	.438	19	14	.576
6. Seton Hall	5	11	.313	16	15	.516
7. Rutgers	3	13	.188	11	16	.407



# 2000-01 BIG EAST STATISTICS

(All Games Played)

## SCORING

Player-Team	G	FG	3FG	FT	Pts	Avg
1. MURPHY, Troy-ND	30	223	30	177	653	21.8
2. BRADLEY, Michael-VU	31	254	12	125	645	20.8
3. BELL, Troy-BC	32	186	70	210	652	20.4
4. SHUMPERT, Preston-SU	34	225	80	132	662	19.5
5. GRIFFIN, Eddie-SHU	30	206	41	80	533	17.8
6. BOWMAN, Calvin-WVU	29	193	0	123	509	17.6
7. LANE, Darius-SHU	31	177	103	68	525	16.9
8. GREER, Ricardo-UP	33	207	34	100	548	16.6

## REBOUNDING

Player-Team	G	OFF	DEF	TOT	Avg
1. GRIFFIN, Eddie-SHU	30	94	229	323	10.8
2. BRADLEY, Michael-VU	31	107	196	303	9.8
3. BOWMAN, Calvin-WVU	29	95	187	282	9.7
4. KENT, Rashod-RU	26	99	142	241	9.3
5. MURPHY, Troy-ND	30	94	183	277	9.2
6. HUMPHREY, Ryan-ND	29	88	172	260	9.0
7. BROWN, Damone-SU	34	109	191	300	8.8
8. HAWKINS, Isaac-UP	32	92	162	254	7.9

## FIELD GOAL PERCENTAGE (Min. 5.0 made per game)

Player-Team	G	FG	FGA	Pct
1. BRADLEY, Michael-VU	31	254	367	.692
2. BOWMAN, Calvin-WVU	29	193	357	.541
3. HUMPHREY, Ryan-ND	29	166	329	.505
4. GLOVER, Anthony-SJU	29	156	316	.494
5. BROWN, Damone-SU	34	215	437	.492
6. GREER, Ricardo-UP	33	207	427	.485
7. MURPHY, Troy-ND	30	223	473	.471
8. ARMSTEAD, Lionel-WVU	26	130	283	.459

## ASSISTS

Player-Team	G	Ast.	Avg
1. COOK, Omar-SJU	29	252	8.69
2. GRIFFIN, Allen-SU	34	220	6.47
3. INGELSBY, Martin-ND	30	193	6.43
4. BRASWELL, Kevin-GU	33	202	6.12
5. KNIGHT, Brandin-UP	31	171	5.52
6. BARRETT, Andre-SHU	31	169	5.45
7. LYLES, Tim-WVU	29	158	5.45
8. BROWN, Taliek-UC	32	157	4.91

## FREE THROW PERCENTAGE (Min. 2.5 made per game)

Player-Team	G	FTM	FTA	Pct
1. BUCHANAN, Gary-VU	31	97	103	.942
2. MOURING, Albert-UC	32	103	116	.888
3. BELL, Troy-BC	32	210	245	.857
4. LINEHAN, John-PC	26	77	90	.856
5. SALMONS, John-UM	29	88	111	.793
6. BROWN, Damone-SU	34	125	158	.791
7. BILLET, Todd-RU	27	77	100	.770
8. MURPHY, Troy-ND	30	177	231	.766

## STEALS

Player-Team	G	Stls	Avg
1. LINEHAN, John-PC	26	81	3.12
2. BRASWELL, Kevin-GU	33	94	2.85
3. BELL, Troy-BC	32	83	2.59
4. COOK, Omar-SJU	29	68	2.34
5. KNIGHT, Brandin-UP	31	69	2.23
6. BUTLER, Caron-UC	29	63	2.17
7. SALMONS, John-UM	29	58	2.00
8. GRIFFIN, Allen-SU	34	66	1.94
WILLIAMS, DeShaun-SU	34	66	1.94

## 3-POINT FIELD GOAL PERCENTAGE (Min. 2.0 made per game)

Player-Team	G	3FG	FGA	Pct
1. CHASE, Brian-VT	23	60	131	.458
2. CARROLL, Matt-ND	30	65	159	.409
3. BILLET, Todd-RU	27	82	202	.406
4. LANE, Darius-SHU	31	103	261	.395
5. BELL, Troy-BC	32	70	179	.391
6. SHUMPERT, Preston-SU	34	80	207	.386
7. GRAVES, David-ND	30	62	164	.378
8. SHAW, Willie-SJU	29	71	189	.376

## 3-POINT FIELD GOALS MADE

Player-Team	G	3FG	Avg/G
1. LANE, Darius-SHU	31	103	3.32
2. BILLET, Todd-RU	27	82	3.04
3. CHASE, Brian-VT	23	60	2.61
4. SHAW, Willie-SJU	29	71	2.45
5. SHUMPERT, Preston-SU	34	80	2.35
6. COOK, Omar-SJU	29	68	2.34
7. BUCHANAN, Gary-VU	31	72	2.32
8. MEDLEY, Jermaine-VU	29	64	2.21

## BLOCKED SHOTS

Player-Team	G	Blks	Avg
1. GRIFFIN, Eddie-SHU	30	133	4.43
2. HUMPHREY, Ryan-ND	29	79	2.72
3. BOUMTJE BOUMTJE, R.-GU	33	78	2.36
4. SHABAZZ, Karim-PC	28	66	2.36
5. DALEMBERT, Samuel-SHU	29	60	2.07
6. McNEIL, Jeremy-SU	34	64	1.88
7. BRADLEY, Michael-VU	31	56	1.81
8. MURPHY, Troy-ND	30	50	1.67

## ASSIST/TURNOVER RATIO (Min. 3.0 assists/game)

Player-Team	G	Asst	Avg	Turn	Avg	Ratio
1. INGELSBY, Martin-ND	30	193	6.4	61	2.0	3.16
2. GRIFFIN, Allen-SU	34	220	6.5	98	2.9	2.24
3. BARRETT, Andre-SHU	31	169	5.5	81	2.6	2.09
4. BROWN, Taliek-UC	32	157	4.9	76	2.4	2.07
5. LINEHAN, John-PC	26	101	3.9	52	2.0	1.94
6. BELL, Troy-BC	32	133	4.2	73	2.3	1.82
7. BRASWELL, Kevin-GU	33	202	6.1	111	3.4	1.82
8. KNIGHT, Brandin-UP	31	171	5.5	95	3.1	1.80

## SCORING OFFENSE

## SCORING DEFENSE

## SCORING MARGIN

## FREE THROW PERCENTAGE

## FIELD GOAL PERCENTAGE

## FIELD GOAL % DEFENSE

## 3-POINT FIELD GOAL %

## 3-POINT FG % DEFENSE

## REBOUNDING

## REBOUNDING MARGIN

## BLOCKED SHOTS

## ASSISTS

## STEALS

## TURNOVER MARGIN

## ASSIST/TURNOVER RATIO

## 3-POINT FIELD GOALS MADE



# 2000-2001 Review



# 2000-01 SEASON IN REVIEW

## *Young Hokies Faced Tough Schedule in Tech's First BIG EAST Basketball Season*

Virginia Tech men's basketball faced a new challenge in the 2000-2001 season. With their entrance into the BIG EAST Conference, the Hokies would play the most difficult schedule in school history, while fielding one of the youngest Hokie teams ever.

The season opened on a high note with a win over rival VMI in Cassell Coliseum. Another highlight of the non-conference slate was Virginia returning to the Cassell for

the first time since 1975. Though the nationally-ranked Cavaliers won the game, a sellout crowd helped the Hokies prepare for the difficult task ahead.


The East Tennessee State game witnessed the addition of three new players for the Hokies. Carlton Carter, Joe Hamilton and Danny Gathings joined the team to add a needed shot of experience and ability and helped the Hokies immediately.



*Brian Chase emerged as a team leader in 2001.*



*Joe Hamilton gave the Hokies a spark off the bench in his first season at Tech.*



*Carlos Dixon established himself as one of the top freshmen in the BIG EAST.*

After completing the non-conference schedule 6-5, Tech played its first-ever BIG EAST game on Jan. 3 at St. John's. The first conference home game for Tech was the following Saturday, as the Hokies took Villanova to overtime in front of a national television audience.


Tech earned its first conference victory on Wednesday, Jan. 10, as the Hokies used strong defense and an outstanding transition game to defeat Miami, 85-74. Gathings 17 points off the bench led a balanced attack for the Hokies and the regional television audience caught a glimpse of the up-tempo style of play that Tech employed in BIG EAST play.

Following a home loss to nationally-ranked Providence, the Hokies had a week to prepare for St. John's. It would be an understatement to say it was a tough and exhausting week in the back gym of Cassell Coliseum, but the results were outstanding. Tech played perhaps its best game of the season and

avenged the conference-opening 25-point loss at St. John's with a 65-59 win over the Red Storm. Once again, it was a team effort that earned the win for the Hokies. Hamilton led Tech with 12 points and Carter grabbed a career-high 13 rebounds.

In the final month of the season, the strength of the tough schedule took its toll on the young Hokies, but the fight never left the squad. Led by the sharp-shooting of Brian Chase and the continually-improving play of Mibindo Dongo inside, Tech took steps forward in its drive to be a contender in the BIG EAST.

With the outstanding play of freshmen Carlos Dixon and Bryant Matthews, along with the other players, Virginia Tech spent the off-season with a desire to improve and a knowledge of what it will take to play in the BIG EAST Conference.



*Carlton Carter (left) and Michael Bradley battle for the opening tip in Tech's first home BIG EAST game.*



# 2000-01 STATISTICS

RECORD:	OVERALL	HOME	AWAY	NEUTRAL
ALL GAMES	8-19	6-9	1-10	1-0
CONFERENCE	2-14	2-6	0-8	0-0
NON-CONFERENCE	6-5	4-3	1-2	1-0

## ALL GAMES

##	Player	GP	GS	Min	Avg	TOTAL			3-PTS			REBOUNDS				PF	FO	A	TO	Blk	Stl	Pts	Avg			
						FG	FGA	Pct	3FG	FGA	Pct	FT	FTA	Pct	Off									Def	Tot	Avg
05	CHASE, Brian	23	18	690	30.0	95	215	.442	60	131	.458	47	58	.810	12	55	67	2.9	30	0	48	53	1	26	297	12.9
32	DIXON, Carlos	27	27	864	32.0	97	289	.336	50	144	.347	52	70	.743	11	85	96	3.6	80	3	77	88	22	47	296	11.0
22	MATTHEWS, Bryant	26	25	701	27.0	78	193	.404	16	60	.267	64	101	.634	50	86	136	5.2	91	5	46	74	14	32	236	9.1
00	HAMILTON, Joe	20	7	415	20.8	61	145	.421	10	52	.192	45	68	.662	18	39	57	2.9	37	0	30	56	7	22	177	8.9
15	CARTER, Carlton	20	15	574	28.7	57	131	.435	4	17	.235	38	57	.667	43	81	124	6.2	59	2	15	33	29	26	156	7.8
55	GATHINGS, Danny	20	1	372	18.6	52	120	.433	3	13	.231	32	53	.604	18	45	63	3.2	36	1	10	34	4	19	139	7.0
45	DONGO, Mibindo	25	17	409	16.4	60	108	.556	0	0	.000	28	53	.528	71	50	121	4.8	75	5	4	40	16	4	148	5.9
24	EXILUS, Chris	27	14	520	19.3	38	115	.330	11	56	.196	24	29	.828	8	12	20	0.7	43	1	50	61	0	16	111	4.1
21	SMITH, Jon	27	7	495	18.3	37	66	.561	3	7	.429	21	39	.538	30	45	75	2.8	58	4	18	29	19	4	98	3.6
50	MARTIN, Alex	6	0	50	8.3	4	9	.444	0	1	.000	10	15	.667	5	4	9	1.5	2	0	7	2	0	1	18	3.0
23	SMITH, Drew	21	0	241	11.5	16	52	.308	12	42	.286	3	8	.375	10	15	25	1.2	21	0	20	14	2	17	47	2.2
40	TOE, Odeleia	6	0	8	1.3	1	2	.500	0	0	.000	0	0	.000	0	0	0	0.0	0	0	0	0	1	1	2	0.3
10	MURRAY, Rico	7	0	15	2.1	0	2	.000	0	1	.000	2	21	.000	0	2	2	0.3	1	0	1	1	0	0	2	0.3
TM	TEAM												48	51	99	3.7	0									
<b>Total</b>		<b>27</b>				<b>613</b>	<b>1484</b>	<b>.413</b>	<b>169</b>	<b>526</b>	<b>.321</b>	<b>375</b>	<b>573</b>	<b>.654</b>	<b>341</b>	<b>594</b>	<b>935</b>	<b>34.6</b>	<b>544</b>	<b>21</b>	<b>329</b>	<b>504</b>	<b>123</b>	<b>221</b>	<b>1770</b>	<b>65.6</b>
<b>Opponents</b>		<b>27</b>				<b>685</b>	<b>1536</b>	<b>.446</b>	<b>180</b>	<b>558</b>	<b>.323</b>	<b>468</b>	<b>667</b>	<b>.702</b>	<b>350</b>	<b>608</b>	<b>958</b>	<b>35.5</b>	<b>538</b>	<b>-</b>	<b>426</b>	<b>408</b>	<b>95</b>	<b>224</b>	<b>2018</b>	<b>74.7</b>

SCORE BY PERIODS:	1st	2nd	OT	2OT	Total
Virginia Tech	797	921	31	21	1770
Opponents	952	1027	27	12	2018

## CONFERENCE GAMES ONLY

##	Player	GP	GS	Min	Avg	TOTAL			3-PTS			REBOUNDS				PF	FO	A	TO	Blk	Stl	Pts	Avg			
						FG	FGA	Pct	3FG	FGA	Pct	FT	FTA	Pct	Off									Def	Tot	Avg
05	CHASE, Brian	15	13	472	31.5	65	143	.455	39	89	.438	30	35	.857	5	37	42	2.8	19	0	33	33	1	18	199	13.3
32	DIXON, Carlos	16	16	461	28.8	51	157	.325	26	81	.321	25	34	.735	5	46	51	3.2	40	1	50	50	12	20	153	9.6
22	MATTHEWS, Bryant	15	14	398	26.5	44	108	.407	10	37	.270	31	52	.596	29	38	67	4.5	49	1	26	50	8	21	129	8.6
00	HAMILTON, Joe	16	5	321	20.1	47	109	.431	7	39	.179	33	53	.623	17	30	47	2.9	29	0	22	37	5	16	134	8.4
15	CARTER, Carlton	16	13	446	27.9	43	103	.417	2	11	.182	29	47	.617	36	58	94	5.9	47	1	12	24	23	19	117	7.3
55	GATHINGS, Danny	16	1	304	19.0	43	103	.417	3	12	.250	23	36	.639	15	39	54	3.4	26	1	7	28	3	15	112	7.0
45	DONGO, Mibindo	16	15	294	18.4	40	73	.548	0	0	.000	21	37	.568	47	33	80	5.0	50	3	3	28	12	4	101	6.3
21	SMITH, Jon	16	0	246	15.4	20	33	.606	1	4	.250	9	15	.600	14	15	29	1.8	32	2	9	12	8	2	50	3.1
24	EXILUS, Chris	16	3	180	11.3	8	37	.216	1	17	.059	7	8	.875	3	2	5	0.3	18	0	19	23	0	5	24	1.5
23	SMITH, Drew	11	0	92	8.4	5	22	.227	4	19	.211	2	4	.500	3	7	10	0.9	10	0	5	4	1	2	16	1.5
10	MURRAY, Rico	4	0	5	1.3	0	1	.000	0	1	.000	0	0	.000	0	0	0	0.0	0	0	0	1	0	0	0	0.0
40	TOE, Odeleia	3	0	4	1.3	0	1	.000	0	0	.000	0	0	.000	0	0	0	0.0	0	0	0	0	0	1	0	0.0
50	MARTIN, Alex	2	0	2	1.0	0	0	.000	0	0	.000	0	0	.000	0	0	0	0.0	0	0	0	0	0	0	0	0.0
TM	TEAM												29	26	55	3.4	0									
<b>Total</b>		<b>16</b>				<b>366</b>	<b>890</b>	<b>.411</b>	<b>93</b>	<b>310</b>	<b>.300</b>	<b>210</b>	<b>321</b>	<b>.654</b>	<b>203</b>	<b>331</b>	<b>534</b>	<b>33.4</b>	<b>320</b>	<b>9</b>	<b>186</b>	<b>298</b>	<b>73</b>	<b>123</b>	<b>1035</b>	<b>64.7</b>
<b>Opponents</b>		<b>16</b>				<b>442</b>	<b>928</b>	<b>.476</b>	<b>108</b>	<b>321</b>	<b>.336</b>	<b>293</b>	<b>421</b>	<b>.696</b>	<b>219</b>	<b>369</b>	<b>588</b>	<b>36.8</b>	<b>293</b>	<b>-</b>	<b>267</b>	<b>233</b>	<b>65</b>	<b>133</b>	<b>1285</b>	<b>80.3</b>

SCORE BY PERIODS:	1st	2nd	OT	Total	DEADBALL REBOUNDS:	OFF	DEF	TOTAL
Virginia Tech	477	549	9	1035	Virginia Tech	59	12	71
Opponents	614	660	11	1285	Opponents	52	4	56

# 2000-01 RESULTS

<b>RECORD:</b>	<b>OVERALL</b>	<b>HOME</b>	<b>AWAY</b>	<b>NEUTRAL</b>
ALL GAMES	8-19	6-9	1-10	1-0
CONFERENCE	2-14	2-6	0-8	0-0
NON-CONFERENCE	6-5	4-3	1-2	1-0

DATE	TIME	OPPONENT		SCORE	ATTEND	HIGH POINTS	HIGH REBOUNDS
11/18/00	2 p.m.	VMI	W	92-68	2368	(21) DIXON, Carlos	(14) MIMS, Dennis
11/20/00	7 p.m.	WILLIAM & MARY		46-48	L 2480	(11) MIMS, Dennis	(13) MIMS, Dennis
11/24/00	7 p.m.	VIRGINIA		48-64	L 10052	(13) DIXON, Carlos	(8) SMITH, Jon
11/28/00	7 p.m.	LIBERTY		56-61	L 2473	(16) CHASE, Brian	(7) MIMS, Dennis
12/01/00	6 p.m.	† vs Fairfield	W	65-61	16893	(24) CHASE, Brian	(7) DIXON, Carlos
12/02/00	8 p.m.	† at Syracuse		68-88	L 18409	(15) CHASE, Brian	(5) SMITH, Jon
12/06/00	7 p.m.	ELON	W	66-53	2927	(16) MATTHEWS, Bryant	(13) MATTHEWS, Bryant
12/18/00	7 p.m.	EAST TENNESSEE ST.	W OT	81-75	2810	(14) CARTER, Carlton (14) DIXON, Carlos (8) MATTHEWS, Bryant	(8) DIXON, Carlos (8) CARTER, Carlton
12/20/00	7:30 p.m.	at Mount St. Mary's	W	59-56	1944	(18) CHASE, Brian	(9) MATTHEWS, Bryant
12/23/00	2 p.m.	at Chattanooga		70-84	L 3013	(18) HAMILTON, Joe	(6) CARTER, Carlton
12/30/00	2 p.m.	HIGH POINT	W OT	84-75	2553	(21) MATTHEWS, Bryant	(13) CARTER, Carlton
1/3/01	7:30 p.m.	* at St. John's		64-89	L 6008	(13) GATHINGS, Danny (13) HAMILTON, Joe	(6) HAMILTON, Joe
1/6/01	2 p.m.	* VILLANOVA		83-85	L OT 5648	(19) CHASE, Brian	(7) MATTHEWS, Bryant
1/10/01	7 p.m.	* MIAMI	W	85-74	2855	(17) GATHINGS, Danny	(9) DONGO, Mibindo
1/13/01	2 p.m.	* at Georgetown		68-96	L 12011	(20) CHASE, Brian	(7) DONGO, Mibindo (7) GATHINGS, Danny
1/17/01	7:30 p.m.	* at Villanova		74-86	L 6500	(28) CHASE, Brian	(6) CARTER, Carlton (6) MATTHEWS, Bryant
1/20/01	2 p.m.	* PROVIDENCE		60-75	L 5261	(16) GATHINGS, Danny	(10) MATTHEWS, Bryant
1/27/01	Noon	* ST. JOHN'S	W	65-59	5724	(12) HAMILTON, Joe	(13) CARTER, Carlton
1/31/01	7:30 p.m.	* at Boston College		61-83	L 5156	(14) DONGO, Mibindo (14) CHASE, Brian	(6) DONGO, Mibindo
2/3/01	8 p.m.	* at Connecticut		72-85	L 10027	(16) CHASE, Brian	(7) DONGO, Mibindo
2/6/01	7 p.m.	* at Miami		61-86	L 2025	(21) DIXON, Carlos	(8) MATTHEWS, Bryant (8) CARTER, Carlton
2/10/01	2 p.m.	* BOSTON COLLEGE		59-83	L 5356	(16) CHASE, Brian	(11) DONGO, Mibindo
2/14/01	7 p.m.	* WEST VIRGINIA		69-72	L 3753	(12) CHASE, Brian	(6) MATTHEWS, Bryant (6) CARTER, Carlton (6) HAMILTON, Joe
2/17/01	Noon	* CONNECTICUT		46-61	L 6211	(15) CHASE, Brian	(5) DONGO, Mibindo (5) GATHINGS, Danny
2/20/01	7:35 p.m.	* at PROVIDENCE		56-96	L 10912	(12) CHASE, Brian	(6) CHASE, Brian (6) CARTER, Carlton
2/24/01	2 p.m.	* NOTRE DAME		61-85	L 7148	(17) CARTER, Carlton	(9) CARTER, Carlton
3/3/00	4 p.m.	* at Pittsburgh		51-70	L 6205	(11) CHASE, Brian (11) CARTER, Carlton	(9) CARTER, Carlton

\* Conference game

† Carrier Classic, Syracuse, N.Y.



ATTENDANCE SUMMARY	GAMES	TOTALS	AVG/GAME
HOME	15	67619	4508
AWAY	11	82210	7474
NEUTRAL	1	16893	16893
TOTAL	27	166722	6175

# 2000-01 BOX SCORES

## Virginia Tech 92, VMI 68

November 18, 2000 • Blacksburg, Va.

VMI	FG	FT	R	A	F	PT
Richardson	2-6	6-9	3	0	3	10
Mann	3-8	9-13	13	0	1	15
Skipworth	3-10	2-2	2	1	3	8
Phillips	0-0	0-0	0	3	1	0
Bruce	0-8	4-4	3	0	3	4
Little	0-1	0-0	1	2	1	0
Grigsby	0-2	0-0	1	0	1	0
Harper	0-5	2-2	0	2	3	2
Pressley	4-10	3-4	1	2	4	15
Kenna	1-3	2-2	2	1	1	5
Trombley	2-6	3-6	3	0	4	7
Cole	1-1	0-0	0	0	2	2
Totals	16-60	31-42	32	11	27	68

VT	FG	FT	R	A	F	PT
Dixon	5-12	7-8	6	1	6	21
Matthews	4-10	2-3	6	3	5	10
Mims	7-15	3-6	14	1	3	17
Smith, J.	1-5	1-2	5	0	5	3
Exilus	7-11	6-6	4	6	3	20
Murray	0-1	2-2	1	0	0	2
Smith, D.	3-8	0-0	4	4	3	7
Dongo	3-8	2-5	10	0	5	8
Hieb	0-1	0-0	1	0	0	0
Toe	0-0	0-0	0	0	0	0
Martin	0-1	4-6	3	2	0	4
Totals	30-72	27-38	59	17	30	92

VMI	31	37	—	68
VT	45	47	—	92

**PERCENTAGES:**

VMI	FG%	26.7	3PT%	18.5	FT%	73.8
VT	FG%	41.7	3PT%	31.3	FT%	71.1

**3-POINTERS-** VM 5-27 (Pressley 4-10, Kenna 1-3, Bruce 0-4, Skipworth 0-3, Trombley 0-3, Harper 0-2, Grigsby 0-1, Richardson 0-1), VT 5-16 (Dixon 4-5, Smith, D. 1-6, Matthews 0-3, Exilus 0-2). **BLOCKED SHOTS-** VM 4 (Mann 4), VT 7 (Mims 2, Dongo 2, Matthews 2, Smith, J. 1). **STEALS-** VM 8 (Mann 3, Harper 2, Richardson 1, Phillips 1, Trombley 1), VT 13 (Smith, D. 7, Dixon 3, Matthews 2, Mims 1). **TURNOVERS-** VM 19 (Richardson 5, Mann 4, Skipworth 3, Bruce 3, Pressley 2, Phillips 1, Grigsby 1), VT 20 (Dixon 4, Mims 3, Matthews 3, Smith, D. 3, Dongo 3, Smith, J. 2, Exilus 1, Hieb 1). **TECHNICAL FOULS-** Dixon, VT **OFFICIALS-** Gray, Poole, Valentine **ATTENDANCE-** 2,368

## William & Mary 48, Virginia Tech 46

November 20, 2000 • Blacksburg, Va.

W&M	FG	FT	R	A	F	PT
Moran	6-13	2-5	8	1	2	16
Johnson	1-8	4-6	9	1	3	7
Strohbehn	1-3	0-0	4	2	3	0
Rivers	5-15	1-1	6	1	0	14
Brown	3-6	0-0	3	3	4	7
Davis	0-1	0-0	2	0	2	0
Carbaugh	0-3	0-0	0	2	1	0
Winter	0-4	0-0	1	0	3	0
Duggins	1-1	0-0	1	1	3	2
Cope	0-0	0-0	1	0	0	0
Totals	17-54	7-12	38	11	21	48

VT	FG	FT	R	A	F	PT
Smith, J.	1-2	2-6	8	1	0	4
Matthews	1-5	4-4	5	1	5	7
Mims	4-7	3-6	13	0	2	11
Exilus	3-9	0-0	1	5	3	7
Dixon	3-10	1-2	2	1	3	9
Chase	2-6	3-5	0	0	0	8
Smith, D.	0-3	0-0	2	1	0	0
Dongo	0-1	0-0	2	0	3	0
Totals	14-43	13-23	33	9	16	46

W&M	26	22	—	48
VT	24	22	—	46

**PERCENTAGES:**

W&M	FG%	31.5	3PT%	21.2	FT%	58.3
VT	FG%	32.6	3PT%	26.3	FT%	56.5

**3-POINTERS-** WM 7-33 (Rivers 3-9, Moran 2-9, Brown 1-4, Johnson 1-6, Winter 0-3, Carbaugh 0-2), VT 5-19 (Dixon 2-5, Matthews 1-3, Exilus 1-5, Chase 1-3, Smith, D. 0-3). **BLOCKED SHOTS-** WM 2 (Brown 1, Carbaugh 1), VT 2 (Smith, J. 1, Smith, D. 1). **STEALS-** WM 4 (Moran 1, Johnson 1, Strohbehn 1, Brown 1), VT 5 (Dixon 3, Matthews 1, Exilus 1). **TURNOVERS-** WM 10 (Brown 3, Johnson 3, Rivers 2, Moran 1, Davis 1), VT 12 (Exilus 5, Mims 3, Smith, D. 2, Matthews 1, Dixon 1). **TECHNICAL FOULS-** none **OFFICIALS-** Clougherty, Hess, Clinton **ATTENDANCE-** 2,480



**Bryant Matthews and the Hokies defeated VMI, 92-68, to open last season.**

## Virginia 64, Virginia Tech 48

November 24, 2000 • Blacksburg, Va.

UVa	FG	FT	R	A	F	PT
Dondon	0-5	2-2	6	0	2	2
Hall	4-8	0-1	4	1	2	9
Watson	5-8	2-2	11	0	4	12
Hand	1-9	4-4	3	9	2	7
Mason	2-7	6-9	1	1	4	10
Dowling	0-0	0-0	0	0	0	0
Friel	5-9	0-0	1	1	3	15
Lyons	0-0	0-0	0	0	0	0
Hare	0-0	0-0	1	0	1	0
Young	0-0	0-0	0	0	0	0
Rogers	0-0	0-0	0	0	1	0
Mathis	0-1	0-0	0	0	1	0
Williams	3-7	2-2	7	1	3	9
Totals	20-54	16-20	37	13	23	64

VT	FG	FT	R	A	F	PT
Dixon	6-11	1-4	3	1	4	13
Mims	3-6	1-3	5	1	3	7
Dongo	5-8	1-2	5	0	3	11
Matthews	3-11	2-6	6	2	4	9
Exilus	0-4	0-0	0	1	4	0
Chase	1-7	0-0	1	2	2	3
Smith, J.	1-1	1-3	8	1	2	3
Smith, D.	1-2	0-0	0	1	0	2
Totals	20-50	6-18	35	9	22	48

UVa	38	26	—	64
VT	23	25	—	48

**PERCENTAGES:**

UVa	FG%	37.0	3PT%	42.1	FT%	80.0
VT	FG%	40.0	3PT%	18.2	FT%	33.3

**3-POINTERS-** UV 8-19 (Friel 5-8, Hand 1-5, William 1-3, Hall 1-2, Mason 0-1), VT 2-11 (Matthews 1-4, Chase 1-1, Exilus 0-3, Dixon 0-2, Smith, D. 0-1). **BLOCKED SHOTS-** UV 2 (Dondon 1, Watson 1), VT 7 (Mim 3, Smith, J. 3, Dixon 1). **STEALS-** UV 8 (Williams 3, Watson 2, Hand 2, Dondon 1), VT 9 (Mims 3, Smith, D. 3, Dixon 1, Exilus 1, Smith, J. 1). **TURNOVERS-** UV 17 (Hall 6, Williams 3, Watson 3, Mason 2, Hand 1, Friel 1, Hare 1), VT 19 (Dixon 5, Exilus 4, Chase 3, Mims 2, Dongo 2, Matthews 2, Smith, J. 1). **TECHNICAL FOULS-** none **OFFICIALS-** Greene, Lopes, Rose **ATTENDANCE-** 10,052

## Liberty 61, Virginia Tech 56

November 28, 2000 • Blacksburg, Va.

LU	FG	FT	R	A	F	PT
Day	0-5	0-0	2	1	3	0
Anaebonam	7-8	5-6	5	0	4	19
Caldwell	6-12	7-8	4	1	2	19
Watkins	2-12	6-7	4	1	1	10
Wallace	2-4	3-4	3	4	2	7
Nicholas	0-0	0-0	0	0	0	0
Attaway	1-3	2-2	4	0	0	4
Sneed	0-2	0-0	3	1	2	0
Watson	1-4	0-4	3	1	3	2
Totals	19-50	23-31	33	9	17	61

VT	FG	FT	R	A	F	PT
Dixon	4-12	2-2	4	1	4	13
Mims	3-6	2-5	7	0	3	8
Dongo	0-1	0-0	2	0	0	0
Matthews	0-4	0-0	2	3	5	0
Exilus	1-5	0-0	0	1	2	2
Chase	6-15	0-0	6	2	3	16
Smith, J.	4-5	0-1	5	1	4	8
Smith, D.	3-6	0-0	4	4	2	9
Totals	21-54	4-8	34	12	23	56

LU	28	33	—	61
VT	19	37	—	56

**PERCENTAGES:**

LU	FG%	38.0	3PT%	00.0	FT%	74.2
VT	FG%	38.9	3PT%	35.7	FT%	50.0

**3-POINTERS-** LU 0-3 (Caldwell 0-1, Wallace 0-1, Attaway 0-1), VT 10-28 (Chase 4-9, Smith 3-5, Dixon 3-8, Exilus 0-4, Matthews 0-2). **BLOCKED SHOTS-** LU 1 (Day 1), VT 10 (Dixon 4, Mims 3, Smith, J. 2, Dongo 1). **STEALS-** LU 10 (Watkins 4, Caldwell 3, Wallace 2, Watson 1), VT 5 (Dixon 2, Mims 2, Matthews 1). **TURNOVERS-** LU 13 (Caldwell 3, Wallace 3, Anaebonam 2, Watson 2, Day 1, Nicholas 1), VT 20 (Dixon 5, Matthews 4, Exilus 3, Chase 3, Smith, D. 2, Mims 1, Smith, J. 1). **TECHNICAL FOULS-** none **OFFICIALS-** Donato, Kersey, Corbett **ATTENDANCE-** 2,473

## Virginia Tech 65, Fairfield 61

December 1, 2000 • Syracuse, N.Y.

FU	FG	FT	R	A	F	PT
Spann	0-2	1-2	5	0	3	1
Logan	2-6	3-4	2	2	4	7
Thomson	1-3	0-0	2	1	3	2
Galvanoni	0-3	0-0	3	3	1	0
Clark	7-17	5-6	4	2	4	26
Farrow	0-0	0-0	1	4	2	0
Robertson	0-6	0-0	0	3	4	0
Garcia	3-5	0-0	5	1	4	6
Rivers	5-9	2-2	6	0	1	14
Delfico	2-2	0-0	2	1	2	5
Totals	20-53	11-14	34	17	28	61

VT	FG	FT	R	A	F	PT
Matthews	3-10	5-8	6	2	3	11
Dixon	5-11	4-6	7	2	4	15
Smith, J.	0-1	0-0	1	0	5	0
Chase	5-11	9-10	5	2	2	24
Exilus	3-6	0-2	1	1	2	6
Smith, D.	2-3	0-2	1	1	2	6
Martin	0-1	1-3	2	1	0	1
Totals	18-43	19-31	31	12	17	65

FU	22	39	—	61
VT	28	37	—	65

**PERCENTAGES:**

FU	FG%	37.7	3PT%	31.3	FT%	78.6
VT	FG%	41.9	3PT%	50.0	FT%	61.3

**3-POINTERS-** FU 10-32 (Clark 7-16, Rivers 2-4, Delfico 1-1, Robertson 0-6, Galvani 0-3, Garcia 0-2), VT 10-20 (Chase 5-9, Smith 2-3, Exilus 2-4, Dixon 1-4). **BLOCKED SHOTS-** FU 1 (Logan 1), VT 4 (Dixon 2, Smith, J. 1, Matthews 1). **STEALS-** FU 3 (Thomson 1, Clark 1, Garcia 1), VT 10 (Matthews 3, Chase 3, Smith, D. 3, Exilus 1). **TURNOVERS-** FU 19 (Logan 6, Clark 4, Rivers 2, Spann 1, Thomson 1, Galvanoni 1, Farrow 1, Robertson 1, Garcia 1, Delfico 1), VT 16 (Smith, J. 5, Chase 4, Exilus 3, Matthews 2, Dixon 1, Smith, D. 1). **TECHNICAL FOULS-** Fairfield bench **OFFICIALS-** Greenwood, Clinton, Stewart **ATTENDANCE-** 16,893

**Syracuse 88, Virginia Tech 68**  
December 2, 2000 • Syracuse, N.Y.

VT	FG	FT	R	A	F	PT
Matthews	0-2	2-2	0	0	5	2
Dixon	4-16	3-4	4	1	4	12
Smith, J.	3-6	4-5	5	2	2	12
Chase	5-9	2-3	3	3	1	15
Exilus	5-9	0-1	1	3	5	12
Murray	0-0	0-0	1	1	1	0
Hieb	0-2	0-0	0	1	0	0
Smith, D.	0-1	0-0	2	0	0	0
Toe	1-1	0-0	0	0	0	2
Martin	4-6	5-6	4	4	2	13
Totals	22-52	16-21	25	15	20	68

SU	FG	FT	R	A	F	PT
Shumpert	4-13	7-8	7	1	1	16
Brown	11-15	3-3	11	4	4	26
Celuck	4-4	0-0	4	0	1	8
Griffin	1-5	0-0	2	11	3	2
Williams	9-13	1-2	4	6	3	26
Kouwe	0-0	0-0	1	0	0	0
Herron	0-1	0-0	0	0	0	0
Duany	1-5	0-1	5	2	2	2
Thues	1-1	2-6	0	1	1	4
Schau	0-1	0-0	0	0	0	0
McClanaghan	0-0	0-0	0	0	0	0
Cole	1-2	0-0	2	0	1	2
Davis	0-2	0-0	1	1	3	0
McNeil	0-2	2-2	2	0	2	2
Byrnes	0-0	0-0	1	0	0	0
Totals	32-64	15-22	42	26	21	88

VT	FG%	FT%	R	A	F	PT
VT	42.3	3PT%	32.0	FT%	76.2	
SU	FG%	50.0	3PT%	29.0	FT%	68.2

**3-POINTERS-** VT 8-25 (Chase 3-6, Smith, J. 2-3, Exilus 2-6, Dixon 1-6, Hieb 0-2, Smith, D. 0-1, Martin 0-1). SU 9-31 (Williams 7-11, Brown 1-2, Shumpert 1-9, Duany 0-4, Griffin 0-3, Herron 0-1, Davis 0-1) **BLOCKED SHOTS-** VT 1 (Toe 1). SU 4 (McNeil 2, Brown 1, Thues 1). **STEALS-** VT 8 (Chase 2, Exilus 2, Matthews 1, Dixon 1, Smith, D. 1, Martin 1). SU 15 (Williams 4, Shumpert 3, Brown 3, Griffin 3, Celuck 1, Duany 1) **TURNOVERS-** VT 23 (Matthews 5, Smith, J. 5, Chase 4, Dixon 3, Exilus 3, Martin 2, Smith, D. 1). SU (17 Dunay 4, Griffin 2, Thues 2, Cole 2, Shumpert 1, Brown 1, Celuck 1, Williams 1, Kouwe 1, Davis 1, McNeil 1) **TECHNICAL FOULS-** Syracuse Bench **OFFICIALS-** Greenwood, Bush, Brophy **ATTENDANCE-** 18,409

**Virginia Tech 66, Elon 53**  
December 6, 2000 • Blacksburg, Va.

EC	FG	FT	R	A	F	PT
Adams	0-3	0-0	7	1	3	0
McSwain	1-5	1-2	2	0	3	3
Rowell	6-12	5-6	2	2	1	17
Gaskins	1-3	1-1	0	3	1	4
Hall	1-3	0-0	5	0	4	2
Jerenic	0-0	0-0	0	0	1	0
Sims	3-5	0-0	1	2	4	6
Wild	0-0	0-0	0	1	0	0
Kusterman	4-7	0-0	2	0	2	12
Kirby	0-0	0-0	1	0	0	0
Johnson	1-3	1-2	0	0	2	3
Backs	3-6	0-0	1	1	1	6
Totals	20-47	8-11	26	10	22	53

VT	FG	FT	R	A	F	PT
Smith, J.	5-7	1-4	7	2	1	11
Matthews	4-8	7-11	13	2	2	16
Dixon	3-13	2-2	5	3	5	10
Chase	2-7	2-2	3	4	1	7
Exilus	2-7	0-0	0	0	0	5
Murray	0-0	0-0	0	0	0	0
Hieb	0-0	0-0	1	0	0	0
Smith, D.	1-5	1-2	1	3	0	4
Toe	0-0	0-0	0	0	0	0
Dongo	6-8	1-5	11	0	3	13
Martin	0-1	0-0	0	0	0	0
Totals	23-56	14-26	43	14	12	66

EC	FG%	FT%	R	A	F	PT
EC	30	23	—	53		
VT	32	34	—	66		

PERCENTAGES:	FG%	FT%	R	A	F	PT
EC	FG%	42.6	3PT%	27.8	FT%	72.7
VT	FG%	41.1	3PT%	30.0	FT%	53.8

**3-POINTERS-** EC 5-18 (Kusterman 4-7, Gaskins 1-2, McSwain 0-3, Rowell 0-3, Hall 0-2, Backs 0-1). VT 6-20 (Dixon 2-8, Chase 1-4, Exilus 1-4, Smith, D. 1-2, Matthews 1-2) **BLOCKED SHOTS-** EC 6 (Adams 2, McSwain 2, Johnson 2). VT 3 (Smith, J. 2, Dixon 1). **STEALS-** EC 5 (Rowell 2, Sims 2, Kusterman 1). VT 7 (Dixon 4, Exilus 2, Smith, D. 1). **TURNOVERS-** EC 14 (Rowell 5, Sims 4, Adams 2, Gaskins 1, Hall 1, Kusterman 1). VT 12 (Dixon 3, Chase 3, Exilus 3, Matthews 1, Dongo 1, Smith, J. 1). **TECHNICAL FOULS-** none **OFFICIALS-** Greene, Sirmons, Clark **ATTENDANCE-** 2,927

**Virginia Tech 81, ETSU 75 OT**  
December 18, 2000 • Blacksburg, Va.

ETSU	FG	FT	R	A	F	PT
Meeks	7-10	2-5	4	2	2	16
Johnson	2-5	0-0	1	1	3	4
Lawson	1-5	0-0	3	2	3	3
Childress	3-5	0-0	0	0	5	9
Decoster	4-10	6-8	5	6	4	15
Seels	1-2	0-3	0	0	1	2
Fields	3-5	3-5	4	2	4	9
Carson	0-3	1-2	3	1	1	1
McDuffie	6-12	2-3	1	1	2	16
Potter	0-1	0-0	0	0	0	0
Waddoo	0-2	0-0	0	0	1	0
Oatman	0-2	0-1	1	1	0	0
Totals	27-62	14-27	29	16	26	75

VT	FG	FT	R	A	F	PT
Matthews	3-6	1-1	8	1	3	8
Dixon	3-13	5-6	8	6	3	14
Smith, J.	1-1	3-3	1	1	2	5
Chase	2-5	1-2	2	1	0	7
Exilus	3-7	3-4	1	3	2	9
Hamilton	3-6	2-2	1	3	1	9
Carter	4-7	5-6	8	0	5	14
Smith, D.	1-2	0-0	1	0	4	3
Dongo	3-3	2-3	3	1	5	8
Gathings	1-1	2-4	0	1	1	4
Totals	24-51	24-31	37	17	26	81

ETSU	FG%	FT%	R	A	F	PT
ETSU	33	34	8	—	75	
VT	38	29	14	—	81	

PERCENTAGES:	FG%	FT%	R	A	F	PT
ET	FG%	43.5	3PT%	38.9	FT%	51.9
VT	FG%	47.1	3PT%	45.0	FT%	77.4

**3-POINTERS-** ET 7-18 (Childress 3-5, McDuffie 2-5, Decoster 1-2, Lawson 1-4, Carson 0-2). VT 9-20 (Dixon 3-6, Chase 2-4, Matthews 1-1, Carter 1-2, Smith, D. 1-2, Hamilton 1-4, Exilus 0-1). **BLOCKED SHOTS-** ET 2 (Meeks 1, McDuffie 1). VT 8 (Carter 3, Matthews 2, Smith, J. 1, Dongo 1, Gathings 1). **STEALS-** ET 11 (Decoster 4, Fields 2, Meeks 1, Johnson 1, Childress 1, Waddoo 1, Oatman 1). VT 9 (Carter 5, Dixon 3, Smith, J. 1). **TURNOVERS-** ET 15 (Lawson 3, Meeks 2, Johnson 2, Fields 2, McDuffie 2, Decoster 1, Seels 1, Potter 1, Oatman 1). VT 23 (Hamilton 7, Dixon 6, Carter 3, Matthews 2, Exilus 2, Smith, J. 1, Dongo 1, Gathings 1). **TECHNICAL FOULS-** Lawson, ETSU **OFFICIALS-** Valentine, Greene, Rose **ATTENDANCE-** 2,810

**Virginia Tech 59, Mount St. Mary's 56**  
December 20, 2000 • Emmitsburg, Md.

VT	FG	FT	R	A	F	PT
Matthews	3-7	2-2	9	3	3	9
Dixon	4-14	0-0	1	2	2	9
Smith, J.	0-1	0-0	3	0	3	0
Chase	7-12	0-1	5	1	2	18
Exilus	1-5	6-6	3	1	3	9
Hamilton	1-6	4-6	2	1	1	6
Carter	1-4	0-0	3	0	4	3
Smith, D.	0-0	0-0	0	0	0	0
Dongo	1-1	1-1	3	0	2	3
Gathings	1-2	0-0	2	0	1	2
Totals	19-52	13-16	35	8	21	59

MSM	FG	FT	R	A	F	PT
Grace	0-1	3-3	0	0	0	3
Atangana	4-9	2-3	7	1	2	10
Rivera	3-8	2-7	3	1	3	8
Christian	2-2	0-0	2	1	2	6
Herbert	3-6	2-2	4	2	4	10
Lloyd	3-10	5-5	4	2	1	12
Price	1-4	1-2	2	1	0	3
Marvray	1-1	0-0	0	2	4	2
Alexander	0-1	2-2	0	0	0	2
Cook	0-0	0-0	0	0	3	0
Totals	17-42	17-24	24	10	19	56

VT	FG%	FT%	R	A	F	PT
VT	36	23	—	59		
MSM	32	24	—	56		

PERCENTAGES:	FG%	FT%	R	A	F	PT
VT	FG%	36.5	3PT%	44.4	FT%	81.3
MSM	FG%	40.5	3PT%	41.7	FT%	70.8

**3-POINTERS-** VT 8-18 (Chase 4-6, Matthews 1-1, Exilus 1-2, Carter 1-2, Dixon 1-6, Hamilton 0-1). MSM 5-12 (Christian 2-2, Herbert 2-2, Lloyd 1-6, Grace 0-1, Price 0-1). **BLOCKED SHOTS-** VT 3 (Matthews 1, Hamilton 1). MSM 1 (Price 1, Cook 1). **STEALS-** VT 10 (Dixon 3, Chase 3, Hamilton 3). MSM 8 (Price 3, Rivera 2, Herbert 2, Christian 1). **TURNOVERS-** VT 22 (Exilus 7, Chase 3, Hamilton 3, Dixon 2, Carter 2, Gathings 2, Matthews 1, Smith, D. 1, Dongo 1). MSM 18 (Atangana 4, Marvray 3, Rivera 2, Christian 2, Herbert 2, Lloyd 2, Price 2, Cook 1). **TECHNICAL FOULS-** none **OFFICIALS-** Lopes, Hughes, Corbett **ATTENDANCE-** 1,944

**Chattanooga 84, Virginia Tech 70**  
December 23, 2000 • Chattanooga, Tenn.

VT	FG	FT	R	A	F	PT
Carter	5-9	0-0	6	2	2	10
Matthews	7-10	0-1	4	0	4	14
Hamilton	7-12	3-4	3	4	3	18
Exilus	2-7	0-0	1	3	1	5
Dixon	2-6	2-2	1	3	4	7
Smith, J.	0-1	0-0	1	0	1	0
Smith, D.	0-0	0-0	0	1	0	0
Dongo	2-3	0-0	3	0	2	4
Gathings	4-7	4-9	3	2	4	12
Totals	29-55	9-16	23	15	21	70

UTC	FG	FT	R	A	F	PT
Ashby	7-10	4-4	5	1	4	18
Morton	2-7	3-4	3	2	3	7
McCully	1-1	5-6	4	12	3	7
Young	5-11	4-4	7	3	1	16
Harper	5-9	1-2	6	1	2	14
Richardson	0-0	0-0	1	1	0	0
Parker	4-8	3-4	6	0	3	14
Cowser	0-0	0-0	0	0	0	0
Ward	0-1	0-0	1	0	0	0
Pullian	4-7	0-0	3	1	3	8
Totals	28-54	20-24	36	21	19	84

VT	FG%	FT%	R	A	F	PT
VT	33	37	—	70		
UTC	38	46	—	84		

PERCENTAGES:	FG%	FT%	R	A	F	PT
VT	FG%	52.7	3PT%	23.1	FT%	56.3
UTC	FG%	51.9	3PT%	47.1	FT%	83.3

**3-POINTERS-** UTC 8-17 (Parker 3-4, Harper 3-5, Young 2-6, Ashby 0-1, Ward 0-1). VT 3-13 (Hamilton 1-3, Exilus 1-3, Dixon 1-3, Matthews 0-2, Carter 0-1, Gathings 0-1). **BLOCKED SHOTS-** UTC 2 (Ashby 1, Young 1). VT 1 (Carter 1). **STEALS-** UTC 8 (Pullian 3, McCully 2, Ashby 1, Harper 1, Ward 1). VT 7 (Gathings 3, Dixon 2, Carter 1, Hamilton 1). **TURNOVERS-** UTC 12 (Young 3, Ashby 2, Morton 2, McCully 2, Ward 2, Harper 1). VT 13 (Exilus 3, Carter 2, Hamilton 2, Dixon 2, Matthews 1, Smith, J. 1, Dongo 1, Gathings 1). **TECHNICAL FOULS-** Dixon VT, Ashby UTC **OFFICIALS-** Higgins, Corbett, Bush **ATTENDANCE-** 3,013

**Virginia Tech 84, High Point 75 2OT**  
December 30, 2000 • Blacksburg, Va.

HPU	FG	FT	R	A	F	PT
Bennett	3-5	0-0	2	1	3	6
Kaukenas	4-7	1-1	6	2	5	9
Ignatavicius	4-6	6-6	7	4	4	14
V. Weer., Du.	8-18	2-4	7	1	1	21
Alves	4-12	2-3	3	3	1	14
Wallace	3-9	2-5	6	0	3	8
V.n Weer., De.	1-5	0-0	2	4	4	3
Halsch	0-3	0-0	2	0	0	0
Wilson	0-1	0-0	0	0	1	0
Totals	27-68	13-19	39	15	22	75

VT	FG	FT	R	A	F	PT
Hamilton	3-12					

2001-2002  
**HOKIES**  
 2000-01  
**BOX SCORES**



**Ricky Stokes and the Hokies picked up their first BIG EAST victory against Miami in Cassell Coliseum.**

**St. John's 89, Virginia Tech 64**  
 January 3, 2001 • Jamaica, N.Y.

VT	FG	FT	R	A	F	PT
Matthews	2-3	0-0	2	1	5	5
Dixon	1-9	4-4	1	5	0	6
Carter	5-8	1-3	3	1	2	12
Hamilton	6-11	1-2	6	2	2	13
Exilus	3-7	0-0	1	1	2	7
Smith, J.	1-1	1-2	3	1	3	3
Smith, D.	0-0	0-0	1	0	0	0
Dongo	0-4	5-8	4	0	3	5
Gathings	6-8	0-2	5	1	2	13
Totals	24-51	12-21	31	12	19	64

SJU	FG	FT	R	A	F	PT
Glover	7-10	1-4	4	6	3	15
Diakite	1-1	0-1	0	1	3	2
Cook	8-9	1-2	4	8	1	23
Bangura	4-4	2-3	1	0	1	10
Shaw	3-8	8-11	4	1	1	16
Fordham	1-1	1-2	0	0	1	3
Keita	0-0	0-0	1	0	2	0
Diaz	0-1	0-0	0	0	0	0
Scheiman	0-0	0-0	0	0	0	0
Cuffe	3-6	2-2	3	0	1	8
Wolffinger	0-0	0-0	0	0	1	0
Emanuel	0-0	0-0	1	1	2	0
Jessie	6-9	0-0	3	0	3	12
Parker	0-1	0-0	0	0	0	0
Totals	33-50	15-25	22	18	19	89

VT	26	38	—	64
SJU	47	42	—	89

**PERCENTAGES:**

VT	FG%	47.1	3PT%	25.0	FT%	57.1
SJU	FG%	66.0	3PT%	61.5	FT%	60.0

**3-POINTERS-** VT 4-16 (Gathings 1-1, Matthews 1-2, Carter 1-2, Exilus 1-4, Dixon 0-3, Hamilton 0-4). SJU 8-13 (Cook 6-6, Shaw 2-5, Diaz 0-1, Cuffe 0-1). **BLOCKED SHOTS-** VT 5 (Carter 3, Dixon 1, Dongo 1), SJU 4 (Emanuel 2, Diakite 1, Shaw 1). **STEALS-** VT 8 (Dixon 4, Carter 2, Hamilton 1, Gathings 1). SJU 14 (Cook 6, Glover 3, Shaw 2, Cuffe 1, Emanuel 1, Jessie 1). **TURNOVERS-** VT 23 (Hamilton 7, Matthews 3, Exilus 3, Smith, J. 3, Dixon 2, Dongo 2, Gathings 2). SJU 16 (Cook 4, Glover 2, Bangura 2, Wolffinger 2, Diakite 1, Keita 1, Scheiman 1, Cuffe 1, Emanuel 1, Jessie 1). **TECHNICAL FOULS-** Dongo (VT), Diakite (SJ) **OFFICIALS-** Higgins, Gray, Scagliotta **ATTENDANCE-** 6,008

**Villanova 85, Virginia Tech 83 OT**  
 January 6, 2001 • Blacksburg, Va.

VU	FG	FT	R	A	F	PT
Matthews	1-5	3-4	5	2	4	5
Sales	5-7	2-2	3	0	4	12
Bradley	8-15	8-12	8	3	2	24
Medley	4-12	0-2	1	3	2	9
Buchanan	3-12	4-4	9	4	5	13
Snowden	0-1	0-0	2	1	2	0
Wright	6-7	9-11	7	1	2	21
Sullivan	0-0	0-0	0	0	0	0
Bryant	0-0	1-2	2	0	0	1
Totals	27-59	27-37	38	13	22	85

VT	FG	FT	R	A	F	PT
Dixon	4-10	3-4	2	4	4	15
Dongo	1-2	2-2	4	0	5	4
Carter	4-7	0-2	5	0	4	8
Matthews	5-9	4-7	7	1	3	16
Exilus	0-2	0-0	0	5	4	0
Hamilton	3-7	2-4	5	1	0	9
Chase	6-11	5-5	1	2	1	19
Smith, J.	4-4	0-1	2	0	5	8
Gathings	2-4	0-1	0	1	0	4
Totals	29-56	16-26	30	14	26	83

VU	36	38	11	—	85
VT	41	33	9	—	83

**PERCENTAGES:**

VU	FG%	45.8	3PT%	25.0	FT%	73.0
VT	FG%	51.8	3PT%	42.9	FT%	61.5

**3-POINTERS-** VU 4-16 (Buchanan 3-8, Medley 1-7, Bradley 0-1). VT 9-21 (Dixon 4-8, Matthews 2-4, Chase 2-5, Hamilton 1-2, Carter 0-1, Exilus 0-1). **BLOCKED SHOTS-** VU 3 (Sales 1, Medley 1, Snowden 1). VT 3 (Carter 2, Matthews 1). **STEALS-** VU 4 (Buchanan 2, Medley 1, Wright 1). VT 7 (Exilus 3, Gathings 2, Carter 1, Matthews 1). **TURNOVERS-** VU 15 (Sales 4, Matthews 3, Medley 2, Wright 2, Buchanan 1, Snowden 1, Bryant 1). VT 14 (Matthews 4, Dixon 4, Exilus 2, Dongo 1, Carter 1, Hamilton 1, Smith, J. 1). **TECHNICAL FOULS-** none **OFFICIALS-** Kitts, Connolly, Haney **ATTENDANCE-** 5,648

**Virginia Tech 85, Miami 74**  
 January 10, 2001 • Blacksburg, Va.

UM	FG	FT	R	A	F	PT
Salmons	4-7	0-0	4	2	4	8
Rice	11-23	2-4	8	1	4	31
Jones	2-12	6-6	4	1	3	10
Wimbley	3-4	4-5	4	1	4	10
Simmons	0-2	0-0	2	3	5	0
Hurd	2-4	0-0	2	2	2	4
Barnes	3-8	1-2	1	4	3	9
Schlie	0-1	0-0	1	0	0	0
Okpalobi	0-2	0-0	0	0	1	0
Djahue	1-1	0-0	0	0	4	2
Totals	26-64	13-17	27	14	30	74

VT	FG	FT	R	A	F	PT
Carter	1-6	4-8	6	1	2	6
Matthews	4-4	6-8	3	0	3	16
Dongo	3-5	0-0	9	0	2	6
Exilus	1-1	0-0	0	1	2	2
Dixon	1-6	2-4	3	5	0	5
Hamilton	4-5	3-4	3	4	3	11
Chase	2-5	8-8	3	2	1	13
Smith, J.	4-5	1-2	0	1	2	9
Gathings	5-8	6-9	5	0	2	17
Totals	25-45	30-43	37	14	17	85

UM	31	43	—	74
VT	31	54	—	85

**PERCENTAGES:**

UM	FG%	40.6	3PT%	32.1	FT%	76.5
VT	FG%	55.6	3PT%	41.7	FT%	69.8

**3-POINTERS-** UM 9-28 (Rice 7-15, Barnes 2-6, Jones 0-3, Salmons 0-2, Hurd 0-1, Schlie 0-1). VT 5-12 (Matthews 2-2, Gathings 1-1, Dixon 1-4, Chase 1-4, Smith, J. 0-1). **BLOCKED SHOTS-** UM 4 (Wimbley 3, Jones 1). VT 2 (Matthews 1, Smith, J. 1). **STEALS-** UM 8 (Salmons 2, Rice 2, Jones 2, Wimbley 1, Simmons 1). VT 9 (Gathings 3, Dixon 2, Hamilton 2, Matthews 1, Smith, J. 1). **TURNOVERS-** UM 19 (Wimbley 3, Hurd 3, Barnes 3, Salmons 2, Rice 2, Jones 2, Simmons 1, Schlie 1, Okpalobi 1, Djahue 1). VT 25 (Matthews 8, Chase 4, Carter 3, Gathings 3, Dongo 2, Exilus 2, Dixon 2, Hamilton 2). **TECHNICAL FOULS-** Salmons (Miami) **OFFICIALS-** Shaw, Welmer, Corbett **ATTENDANCE-** 2,855

**Georgetown 96, Virginia Tech 68**  
 January 13, 2001 • Washington, D.C.

VT	FG	FT	R	A	F	PT
Chase	6-10	4-5	2	2	3	20
Carter	1-5	3-4	6	0	4	5
Matthews	1-6	5-7	4	1	4	8
Dixon	4-9	0-0	3	2	4	11
Dongo	2-7	2-2	7	0	4	6
Hamilton	3-7	8-8	2	1	3	14
Murray	0-0	0-0	0	0	0	0
Smith, J.	0-0	0-0	1	0	4	0
Smith, D.	0-2	0-0	0	0	1	0
Exilus	0-2	2-2	0	1	2	2
Toe	0-0	0-0	0	0	0	0
Martin	0-0	0-0	0	0	0	0
Gathings	1-6	0-0	7	2	2	2
Totals	18-54	24-28	34	9	31	68

GU	FG	FT	R	A	F	PT
Hunter	3-7	2-2	3	2	3	8
Braswell	2-5	0-0	0	6	1	4
Riley	3-5	2-5	3	0	3	8
Sweetney	4-10	3-4	5	4	1	11
B. Boumtje	5-10	4-6	8	0	2	14
Freeman	0-0	1-2	3	1	2	1
Perry	3-10	7-8	3	2	1	16
Ross	0-0	0-0	0	0	1	0
Hillier	0-1	0-0	2	0	0	0
Sammick	0-0	0-0	3	0	2	0
Burton	4-6	8-10	6	1	1	16
Scruggs	3-8	4-4	4	2	3	12
Wilson	1-2	4-6	1	0	2	6
Totals	28-64	35-47	47	18	22	96

VT	24	44	—	68
GU	53	43	—	96

**PERCENTAGES:**

VT	FG%	33.3	3PT%	34.8	FT%	85.7
GU	FG%	43.8	3PT%	26.3	FT%	74.5

**3-POINTERS-** VT 8-23 (Chase 4-5, Dixon 3-6, Matthews 1-4, Hamilton 0-4, Smith, D. 0-2, Carter 0-1, Gathings 0-1). GU 5-19 (Perry 3-8, Scruggs 2-4, Hunter 0-2, Braswell 0-2, Riley 0-1, Hillier 0-1, Burton 0-1). **BLOCKED SHOTS-** VT 2 (Carter 1, Dongo 1). GU 4 (Boumtje 3, Carter 3, Scruggs 2, Sweetney 1, Wilson 1). **STEALS-** VT 8 (Chase 2, Carter 2, Dixon 1, Hamilton 1, Tow 1, Gathings 1). GU 16 (Braswell 6, Perry 4, Hunter 2, Riley 1, Sweetney 1, Boumtje 1, Burton 1). **TURNOVERS-** VT 25 (Dixon 8, Gathings 6, Dongo 3, Chase 2, Exilus 2, Carter 1, Hamilton 1). GU 16 (Perry 4, Braswell 2, Sweetney 2, Freeman 2, Wilson 2, Riley 1, Boumtje 1, Hillier 1, Scruggs 1). **TECHNICAL FOULS-** Carter, Gathings (VT), Boumtje (GU) **OFFICIALS-** Gray, Clinton, Shows **ATTENDANCE-** 12,011

**Villanova 86, Virginia Tech 74**  
 January 17, 2001 • Villanova, Pa.

VT	FG	FT	R	A	F	PT
Matthews	4-9	0-0	6	0	3	8
Dongo	1-2	1-3	2	0	2	3
Carter	4-8	1-3	6	1	4	9
Chase	8-17	6-6	2	2	4	28
Dixon	3-15	5-6	4	8	3	13
Hamilton	2-4	4-6	1	1	2	8
Smith, J.	0-2	1-2	5	1	3	1
Smith, D.	0-0	0-0	0	0	1	0
Exilus	1-3	0-0	1	1	1	2
Gathings	1-4	0-1	4	0	0	2
Totals	24-64	18-27	36	14	23	74

VU	FG	FT	R	A	F	PT
Buchanan	8-14	10-10	5	5	3	30
Sales	2-4	3-4	12	2	2	7
Bradley	11-15	7-12	9	7	2	29
Snowden	0-2	2-4	2	1	5	2
Medley	4-12	1-2	2	7	2	12
Bloch	0-0	0-0	0	0	0	0
Matthews	3-4	0-2	2	0	5	6
Wright	0-1	0-0	2	0	1	0
Bryant	0-1	0-0	0	0	1	0
Johnson	0-0	0-0	0	0	0	0
Holley	0-2	0-0	1	0	3	0
Carey	0-0	0-0	1	0	0	0
Totals	28-55	23-34	43	22	24	86

VT	46	28	—	74
VU	29	57	—	86

**PERCENTAGES:**

VT	FG%	37.5	3PT%	38.1	FT%	66.7
VU	FG%	50.9	3PT%	33.3	FT%	67.6

**3-POINTERS-** VT 8-21 (Chase 6-13, Dixon 2-5, Matthews 0-2, Hamilton 0-1). VU 7-21 (Buchanan 4-8, Medley 3-10, Holley 0-2, Matthews 0-1). **BLOCKED SHOTS-** VT 9 (Carter 3, Dixon 2, Hamilton 2, Matthews 1, Dongo 1). VU 7 (Sales 4, Bradley 1, Snowden 1, Medley 1). **STEALS-**







# Meet the Opponents




# The MOUNT

## MOUNT ST. MARY'S

Saturday, Nov. 17, 2001  
Blacksburg, Va.

### General Information

LOCATION: Emmitsburg, Md. 21727  
ENROLLMENT: 1,400  
PRESIDENT: George R. Houston, Jr. (Georgetown/1961)  
ATHLETICS DIRECTOR: Dr. Harold P. Menninger (Maryland/1963)  
NICKNAME: Mountaineers, The Mount  
COLORS: Blue and White  
HOME COURT (CAPACITY): Knott Arena (3,196)  
CONFERENCE: Northeast



Jim Phelan

### Coaches/Team

HEAD COACH: Jim Phelan (La Salle/1951)  
RECORD AT SCHOOL: 816-484 (47 years)  
OVERALL RECORD: 816-484 (47 years)  
ASSISTANTS: Don Anderson (Franklin and Marshall/1982), Kirk Saulny (Southeastern Louisiana/1979), Jack McLatchy (Cheyney/1960)  
BASKETBALL OFFICE PHONE: 301-447-5296  
BEST TIME TO REACH COACH: Weekdays  
2000-01 RECORD [overall, conference (finish)]:  
7-21/7-13 (9th)  
LETTERWINNERS RETURNING/LOST: 9/5  
STARTERS RETURNING/LOST: 4/1  
TOP RETURNING LETTERWINNERS: Pat Atangana (F, So.), Angel Rivera (F, Jr.), Keith Price (G/F, So.)  
TOP NEWCOMERS: Jason Carbone (G/F, Fr.), Jason Epps (F, Fr.), Shawn Mark (G, So.)



Jerry Lloyd

### Media Information

SPORTS INFORMATION BASKETBALL CONTACTS: Mike Hardisky  
OFFICE PHONE: 301-447-5384  
E-MAIL: hardisky@msmarty.edu  
FAX PHONE: 301-447-5300 PRESS ROW PHONE: 301-447-3286  
HOME PHONE: 410-308-0826 WEB SITE: mountathletics.com

### 2001-02 Schedule

Nov. 17 at Virginia Tech  
Nov. 29 at Robert Morris  
Dec. 1 at St. Francis (P.A.)  
Dec. 6 CENTRAL CONN. STATE  
Dec. 8 QUINNIPIAC  
Dec. 15 LOYOLA  
Dec. 17 BUTLER  
Dec. 21 at California  
Dec. 22 at San Jose State  
Dec. 30 at Navy  
Jan. 2 BUCKNELL  
Jan. 10 at Monmouth  
Jan. 12 at Fairleigh Dickinson  
Jan. 16 ST. FRANCIS (N.Y.)  
Jan. 19 at Long Island  
Jan. 23 UMBC  
Jan. 26 FAIRLEIGH DICKINSON  
Jan. 28 MONMOUTH  
Feb. 2 at Wagner  
Feb. 4 at Sacred Heart  
Feb. 7 ROBERT MORRIS  
Feb. 9 ST. FRANCIS (Pa.)  
Feb. 14 at St. Francis (N.Y.)  
Feb. 16 at Quinnipiac  
Feb. 20 at UMBC  
Feb. 23 SACRED HEART  
Feb. 25 WAGNER

### 2000-01 Results

61-108 L at Wake Forest  
52-77 L Houston  
57-71 L at Manhattan  
44-56 L at Columbia  
67-62 W ROBERT MORRIS  
64-67 L ST. FRANCIS (Pa.)  
86-91 L at Central Conn. State  
69-68 W at Quinnipiac  
42-59 L at Loyola  
66-73 L EAST CAROLINA  
56-59 L VIRGINIA TECH  
58-73 L at Bucknell  
57-49 W LONG ISLAND (OT)  
56-59 L ST. FRANCIS (N.Y.)  
80-79 W at UMBC (OT)  
50-74 L at Wagner  
73-68 W SACRED HEART  
68-81 L WAGNER  
65-72 L at Robert Morris  
55-56 L at St. Francis (Pa.)  
74-71 W QUINNIPIAC  
62-78 L CENTRAL CONN. ST.  
93-98 L at St. Francis (N.Y.)  
71-81 L at Long Island  
69-67 W MONMOUTH  
71-80 L UMBC  
50-67 L at Fairleigh Dickinson  
63-76 L at Monmouth

# RHODE ISLAND

Tuesday, Nov. 20, 2001  
Blacksburg, Va.

### General Information


LOCATION: Kingston, R.I. 02881  
ENROLLMENT: 14,557  
PRESIDENT: Dr. Robert Carothers (Edinboro/1965)  
ATHLETICS DIRECTOR: Ron Petro (Manhattan/1963)  
NICKNAME: Rams  
COLORS: Light Blue, Dark Blue and White  
HOME COURT (CAPACITY): Keaney Gym (3,385), Providence Civic Center (12,641)  
CONFERENCE: Atlantic 10



Jim Baron

### Coaches/Team

HEAD COACH: Jim Baron (St. Bonaventure/1977)  
RECORD AT SCHOOL: First Year  
OVERALL RECORD: 206-202 (14 seasons)  
ASSISTANTS: Dan Theiss (SUNY Plattsburgh/1981), Desmond Oliver (Dominican/1992), Tyrone Weeks (Massachusetts/1998)  
BASKETBALL OFFICE PHONE: 401-874-2544  
BEST TIME TO REACH COACH: 10 a.m.-12 p.m. daily  
2000-01 RECORD [overall, conference (finish)]:  
7-23/3-13 (11th)  
LETTERWINNERS RETURNING/LOST: 5/7  
STARTERS RETURNING/LOST: 2/3  
TOP RETURNING LETTERWINNERS: Brian Woodward (G, Jr.), Dinno Daniels (G, Sr.)  
TOP NEWCOMERS: Jamaal Wise (F, Fr.), Troy Wiley (F, Jr.)



Brian Woodward

### Media Information

SPORTS INFORMATION BASKETBALL CONTACT: Mike Ballweg  
OFFICE PHONE: 401-874-2401  
E-MAIL: mballweg@uri.edu  
FAX PHONE: 401-874-5354 PRESS ROW PHONE: 401-874-5359  
HOME PHONE: 401-364-6655 WEB SITE: gorhody.com

### 2000-01 Schedule

Nov. 20 at Virginia Tech  
Nov. 24 IONA  
Nov. 27 at Fairfield  
Nov. 29 BUFFALO  
Dec. 1 PROVIDENCE  
Dec. 4 at Southern California  
Dec. 8 at Valparaiso  
Dec. 11 at Yale  
Dec. 15 at Pittsburgh  
Dec. 22 NORTHEASTERN  
Dec. 28 at Brown  
Jan. 6 at St. Bonaventure  
Jan. 9 ST. JOSEPH'S  
Jan. 12 at Temple  
Jan. 20 FORDHAM  
Jan. 23 XAVIER  
Jan. 26 at George Washington  
Jan. 31 at St. Joseph's  
Feb. 2 MASSACHUSETTS  
Feb. 6 TEMPLE  
Feb. 9 DUQUESNE  
Feb. 13 at Fordham  
Feb. 16 at Dayton  
Feb. 20 RICHMOND  
Feb. 23 at La Salle  
Feb. 27 at Massachusetts  
Mar. 2 ST. BONAVENTURE

### 2000-01 Results

86-61 W FAIRFIELD  
80-89 L at Tulsa  
60-70 L Missouri  
77-87 L at Alaska-Anchorage  
71-86 L Florida State  
72-95 L at Providence  
60-74 L at Akron  
62-69 L VALPARAISO  
68-63 W YALE  
80-67 W NORTHEASTERN  
76-87 L at Connecticut  
81-77 W SIENA  
88-91 L HARTFORD  
67-92 L ST. JOSEPH'S  
69-83 L at Duquesne  
82-99 L XAVIER  
65-70 L FORDHAM  
57-91 L at St. Bonaventure  
67-82 L at St. Joseph's  
96-92 W LA SALLE  
46-78 L MASSACHUSETTS  
47-77 L at Temple  
68-84 L at La Salle  
63-74 L DAYTON  
47-77 L GEORGE WASHINGTON  
65-79 L at Xavier  
67-82 L at Massachusetts  
86-75 W DUQUESNE  
79-74 W at Fordham  
59-85 L Dayton




# OLD DOMINION


Saturday, Nov. 24, 2001  
Norfolk, Va.

### General Information

LOCATION: Norfolk, Va. 23529-0201  
ENROLLMENT: 19,500  
PRESIDENT: Dr. Roseann Runte (SUNY New Paltz)  
ATHLETICS DIRECTOR: Dr. Jim Jarrett (SIU-Carbondale/1959)  
NICKNAME: Monarchs  
COLORS: Slate Blue and Silver  
HOME COURT (CAPACITY): Field House (4,855) & Norfolk Scope (10,239)  
CONFERENCE: Colonial Athletic Association



Blaine Taylor



Pierre Greene

### Coaches/Team

HEAD COACH: Blaine Taylor (Montana/1981)  
RECORD AT SCHOOL: First Year  
OVERALL RECORD: 142-65 (7 years)  
ASSISTANTS: Jim Corrigan (Duke/1980), Kenny Gattison (ODU/1986), Larry Kristkowiak (Montana/1986)  
BASKETBALL OFFICE PHONE: 757-683-3362  
BEST TIME TO REACH COACH: Contact SID  
2000-01 RECORD [overall, conf. (finish)]: 13-18/7-9 (5th)  
LETTERWINNERS RETURNING/LOST: 6/5  
STARTERS RETURNING/LOST: 3/2  
TOP RETURNING LETTERWINNERS: Pierre Greene (G, Sr.), Richardo Marsh (F, Jr.), Rasheed Wright (F, Jr.)  
TOP NEWCOMERS: James Smith (F, Fr.), Kiah Thomas (W, Fr.), Alan Treese (F, Fr.)

### Media Information

SPORTS INFORMATION BASKETBALL CONTACT: Carol Hudson, Jr.  
OFFICE PHONE: 757-683-3372  
E-MAIL: chudson@odu.edu  
FAX PHONE: 757-683-3119  
HOME PHONE: 757-625-2061  
PRESS ROW PHONE: 757-683-9401/9406 (Scope) & 757-683-5596 (FH)  
WEB SITE: odusports.com

### 2001-02 Schedule

Nov. 13 Sacramento State  
Nov. 14 Memphis/Wofford  
Nov. 20 NABC Guardians Classic  
Nov. 21 NABC Guardians Classic  
Nov. 24 VIRGINIA TECH  
Nov. 26 DELAWARE STATE  
Dec. 1 ILLINOIS-CHICAGO  
Dec. 5 GEORGE WASHINGTON  
Dec. 8 at East Carolina  
Dec. 15 COASTAL CAROLINA  
Dec. 18 HAMPTON  
Dec. 21 UNC WILMINGTON  
Dec. 30 at UNLV  
Jan. 3 at Hofstra  
Jan. 5 DREXEL  
Jan. 7 DELAWARE  
Jan. 12 at George Mason  
Jan. 14 at Towson  
Jan. 19 VCU  
Jan. 23 at UNC Wilmington  
Jan. 26 WILLIAM & MARY  
Jan. 30 at James Madison  
Feb. 2 at Delaware  
Feb. 4 TOWSON  
Feb. 9 at VCU  
Feb. 11 at Drexel  
Feb. 16 JAMES MADISON  
Feb. 18 HOFSTRA  
Feb. 23 at William & Mary  
Feb. 25 GEORGE MASON

### 2000-01 Results

84-57 W GARDNER-WEBB  
89-91 L at George Washington  
60-84 L Stanford  
57-64 L Miami (Oh.)  
72-75 L at American (P.R.)  
65-70 L at St. Joseph's  
78-87 L N.C. STATE  
52-76 L at Richmond  
62-51 W KANSAS STATE  
89-81 W VMI  
81-76 W at Dayton  
60-73 L at Illinois-Chicago  
67-82 L UNLV  
80-63 W JAMES MADISON  
61-53 W AMERICAN  
74-54 W WILLIAM & MARY  
76-81 L at George Mason  
63-68 L at East Carolina (OT)  
77-65 W VCU  
69-62 W Norfolk State  
73-77 L RICHMOND (2OT)  
65-63 W EAST CAROLINA  
84-57 W at American  
48-59 L at UNC Wilmington  
49-57 L at James Madison  
62-72 L at William & Mary  
78-70 W GEORGE MASON  
53-74 L at VCU  
59-62 L UNC WILMINGTON  
53-47 W William & Mary (OT)  
54-57 L UNC Wilmington



# EAST CAROLINA

Tuesday, Nov. 27, 2001  
Blacksburg, Va.

### General Information

LOCATION: Greenville, N.C.  
ENROLLMENT: 19,470  
CHANCELLOR: Dr. William V. Muse (Northwestern St./1960)  
ATHLETICS DIRECTOR: Mike Hamrick (Marshall/1980)  
NICKNAME: Pirates  
COLORS: Purple and Gold  
HOME COURT (CAPACITY): Williams Arena (8,000)  
CONFERENCE: Conference USA



Bill Herrion



Gabriel Mikuhas

### Coaches/Team

HEAD COACH: Bill Herrion (Merrimack/1981)  
RECORD AT SCHOOL: 24-32 (2 years)  
OVERALL RECORD: 191-103 (10 years)  
ASSISTANTS: Greg Herenda (Merrimack/1983), Richard Morgan (Virginia/1989), George Stackhouse (ECU/1991)  
BASKETBALL OFFICE PHONE: 252-328-4592  
BEST TIME TO REACH COACH: Contact SID  
2000-01 RECORD [overall, conference (finish)]: 14-14/6-10 (Tie 7th CAA)  
LETTERWINNERS RETURNING/LOST: 9/3  
STARTERS RETURNING/LOST: 5/0  
TOP RETURNING LETTERWINNERS: Gabriel Mikuhas (F, So), Fred Primus (G, Sr.), Erroyl Bing (F, So.)  
TOP NEWCOMERS: Devin Boddie (G, Fr.), Moussa Badiane (F, Fr.), Jonathan Moore (F, So.)

### Media Information

SPORTS INFORMATION BASKETBALL CONTACTS: Jody Jones  
OFFICE PHONE: 252-328-4522  
E-MAIL: jonesjod@mail.ecu.edu  
FAX PHONE: 252-328-4528  
HOME PHONE: 252-215-5623  
PRESS ROW PHONE: 252-328-0135  
WEB SITE: ecupirates.com

### 2001-02 Schedule

Nov. 14 BCA Invitational  
Nov. 15 BCA Invitational  
Nov. 16 BCA Invitational  
Nov. 19 at Appalachian State  
Nov. 24 CENTRAL FLORIDA  
Nov. 27 at Virginia Tech  
Dec. 5 at UNC Greensboro  
Dec. 8 OLD DOMINION  
Dec. 15 USC SPARTANBURG  
Dec. 19 MIDDLE TENN. STATE  
Dec. 22 RADFORD  
Jan. 2 LEES-MCRAE  
Jan. 5 CINCINNATI  
Jan. 8 at UAB  
Jan. 12 CHARLOTTE  
Jan. 16 LOUISVILLE  
Jan. 19 at Saint Louis  
Jan. 23 DEPAUL  
Jan. 26 at Charlotte  
Jan. 29 at Cincinnati  
Feb. 2 SAINT LOUIS  
Feb. 6 at Marquette  
Feb. 9 at DePaul  
Feb. 12 SOUTHERN MISSISSIPPI  
Feb. 16 BIRMINGHAM SOUTHERN  
Feb. 19 at Louisville  
Feb. 23 HOUSTON  
Feb. 26 MARQUETTE  
Mar. 2 at TCU

### 2000-01 Results

86-72 W Arkansas State  
81-73 W at Marist  
72-61 W ROBERT MORRIS  
54-90 L at Saint Louis  
100-88 W BELMONT  
56-63 L RADFORD  
72-79 L at James Madison  
79-62 W APPALACHIAN STATE  
73-66 W at Mount St. Mary's  
65-61 W PRESBYTERIAN  
104-92 W UNC GREENSBORO  
81-88 L at Central Florida  
82-64 W WILLIAM & MARY  
81-84 L at VCU (OT)  
58-50 W RICHMOND  
66-73 L at UNC Wilmington  
68-63 W OLD DOMINION (OT)  
74-64 W at American (OT)  
62-104 L at George Mason  
87-84 W VCU (OT)  
63-65 L at Old Dominion  
74-77 L GEORGE MASON  
51-69 L JAMES MADISON  
55-53 W AMERICAN  
71-82 L at Richmond  
69-78 L UNC WILMINGTON  
74-76 L at Birmingham So. (OT)  
60-63 L at William & Mary



**Thursday, Nov. 29, 2001  
Blacksburg, Va.**

**General Information**


LOCATION: Boston, Mass. 02115  
 ENROLLMENT: 13,500  
 PRESIDENT: Dr. Richard Freeland (Amherst/1963)  
 ATHLETICS DIRECTOR: Ian McCaw (Laurentian/1985)  
 NICKNAME: Huskies  
 COLORS: Red and Black  
 HOME COURT (CAPACITY): Solomon Court (2,500)  
 CONFERENCE: America East



**Ron Everhart**

**Coaches/Team**

HEAD COACH: Ron Everhart (Virginia Tech/1985)  
 RECORD AT SCHOOL: First Year  
 OVERALL RECORD: 92-104 (7 years)  
 ASSISTANTS: Julius Allen (Southern Nazarene/1981),  
 Frank Martin (FIU/1993), Adam Ginsburg (Buffalo/  
 1997), Kevin Harris  
 BASKETBALL OFFICE PHONE: 617-373-4464  
 BEST TIME TO REACH COACH: weekday mornings  
 2000-01 RECORD [overall, conference (finish)]:  
 10-19/8-10 (6th)  
 LETTERWINNERS RETURNING/LOST: 4/7  
 STARTERS RETURNING/LOST: 2/3  
 TOP RETURNING LETTERWINNERS: Jean Bain (G, Sr.), Richard Cranford  
 (G, Sr.)  
 TOP NEWCOMERS: Aaron Davis (G, Fr.), Antonio Johnson (G, Fr.), Sylbrin  
 Robinson (F, Jr.)



**Jean Bain**

**Media Information**

SPORTS INFORMATION BASKETBALL CONTACT: KJ Cardinal  
 OFFICE PHONE: 617-373-3643  
 E-MAIL: huskies@GoNU.com  
 FAX PHONE: 617-373-3152 PRESS ROW PHONE: 617-373-7350  
 HOME PHONE: 617-216-7639 WEB SITE: GoNU.com

**2001-02 Schedule**

Nov. 16 Columbia  
 Nov. 17 Marist/Drexel  
 Nov. 20 BROWN  
 Nov. 24 NORTHERN ARIZONA  
 Nov. 27 at Harvard  
 Nov. 29 at Virginia Tech  
 Dec. 3 at Loyola (Md.)  
 Dec. 8 at Connecticut  
 Dec. 17 at Drexel  
 Dec. 20 RIDER  
 Dec. 22 at Rhode Island  
 Dec. 29 at New Hampshire  
 Jan. 5 at Hartford  
 Jan. 7 VERMONT  
 Jan. 10 STONY BROOK  
 Jan. 12 BINGHAMTON  
 Jan. 17 at Vermont  
 Jan. 20 BOSTON UNIVERSITY  
 Jan. 24 at Binghamton  
 Jan. 26 at Albany  
 Feb. 1 HARTFORD  
 Feb. 3 at Maine  
 Feb. 5 NEW HAMPSHIRE  
 Feb. 12 ALBANY  
 Feb. 14 at Boston University  
 Feb. 18 at Stony Brook  
 Feb. 21 MAINE

**2000-01 Results**

66-87 L at Navy  
 86-92 L at Miami  
 65-88 L HARVARD  
 89-77 W UNC GREENSBORO  
 68-76 L HOLY CROSS  
 72-79 L BOSTON UNIV.  
 67-80 L at Rhode Island  
 65-103 L at Indiana  
 52-63 L Colorado State  
 68-74 L at Maine  
 65-62 W DREXEL  
 65-72 L HOFSTRA  
 54-71 L at Delaware  
 71-86 L at Towson  
 77-94 L at New Hampshire  
 85-80 W HARTFORD  
 79-68 W VERMONT  
 70-94 L at Hofstra  
 76-98 L at Drexel  
 73-81 L at Brown  
 74-71 W at Boston University  
 77-81 L DELAWARE (OT)  
 78-76 W TOWSON  
 83-92 L at Vermont  
 81-65 W at Hartford  
 91-85 W MAINE  
 92-77 W NEW HAMPSHIRE  
 74-73 W Drexel  
 66-110 L Delaware



**Saturday, Dec. 1, 2001  
Charlottesville, Va.**

**General Information**


LOCATION: Charlottesville, Va. 22904-4853  
 ENROLLMENT: 18,550  
 PRESIDENT: John T. Casteen III (Virginia/1965)  
 ATHLETIC DIRECTOR: Craig Littlepage (Pennsylvania/  
 1973)  
 NICKNAME: Cavaliers, Wahoos, 'Hoos  
 COLORS: Orange & Blue  
 HOME COURT (CAPACITY): University Hall (8,392)  
 CONFERENCE: Atlantic Coast Conference



**Pete Gillen**

**Coaches/Team**

HEAD COACH: Pete Gillen (Fairfield/1968)  
 RECORD AT SCHOOL: 53-37 (3 years)  
 OVERALL RECORD: 327-165 (16 years)  
 ASSISTANTS: Tom Herrion (Merrimack/1989), Walt  
 Fuller (Drexel/1987), Scott Shepherd (Robert Morris/  
 1991)  
 BASKETBALL OFFICE PHONE: 434-982-5400  
 BEST TIME TO REACH COACH: Through Athletic  
 Media Relations Office  
 2000-01 RECORD [overall, conference (finish)]: 20-9/9-7 (4th)  
 LETTERWINNERS RETURNING/LOST: 9/5  
 STARTERS RETURNING/LOST: 4/1  
 TOP RETURNING LETTERWINNERS: Adam Hall (G/F, Sr.), Travis Watson  
 (C/F, Jr.), Chris Williams (F, Sr.), Roger Mason, Jr. (G, Jr.)  
 TOP NEWCOMERS: Elton Brown (F, Fr.), Jason Clark (F, Fr.), Jermaine  
 Harper (G, Fr.), Keith Jenifer (G, Fr.)



**Chris Williams**

**Media Information**

SPORTS INFORMATION BASKETBALL CONTACT: Rich Murray  
 E-MAIL: rlm4e@virginia.edu  
 OFFICE PHONE: 434-982-5500  
 FAX PHONE: 434-982-5525 PRESS ROW PHONE: 434-296-5910  
 HOME PHONE: 434-978-2966 WEB SITE: virginiasports.com

**2001-02 Schedule**

Nov. 16 WAGNER  
 Nov. 18 EAST TENN. STATE  
 Nov. 21 HOWARD  
 Nov. 28 Michigan State  
 Dec. 1 VIRGINIA TECH  
 Dec. 8 Auburn  
 Dec. 17 CHARLESTON SOUTHERN  
 Dec. 20 at Georgetown  
 Dec. 23 RUTGERS  
 Dec. 30 GRAMBLING STATE  
 Jan. 5 N.C. STATE  
 Jan. 8 at Clemson  
 Jan. 12 at North Carolina  
 Jan. 15 WAKE FOREST  
 Jan. 20 FLORIDA STATE  
 Jan. 22 at Georgia Tech  
 Jan. 24 VMI  
 Jan. 27 at Duke  
 Jan. 31 MARYLAND  
 Feb. 3 at Missouri  
 Feb. 6 at N.C. State  
 Feb. 10 CLEMSON  
 Feb. 12 NORTH CAROLINA  
 Feb. 17 at Wake Forest  
 Feb. 20 at Florida State  
 Feb. 23 GEORGIA TECH  
 Feb. 28 DUKE  
 Mar. 3 at Maryland

**2000-01 Results**

96-50 W LONG ISLAND  
 117-78 W COASTAL CAROLINA  
 64-48 W at Virginia Tech  
 98-79 W PURDUE  
 89-70 W at VMI  
 90-71 W OHIO  
 107-89 W Tennessee  
 85-69 W UMBC  
 99-49 W BUCKNELL  
 102-56 W at Dartmouth  
 73-96 L at Wake Forest  
 88-81 W N.C. STATE  
 68-73 L GEORGIA TECH  
 61-103 L at Duke  
 89-71 W FLORIDA STATE  
 85-72 W MISSOURI  
 81-88 L at North Carolina  
 104-76 W at Clemson  
 99-78 W MARYLAND  
 82-71 W WAKE FOREST  
 80-90 L at N.C. State  
 56-62 L at Georgia Tech  
 91-89 W DUKE  
 69-66 W at Florida State  
 86-66 W NORTH CAROLINA  
 84-65 W CLEMSON  
 67-102 L at Maryland  
 69-74 L Georgia Tech  
 85-86 L Gonzaga



# VMI

**Monday, Dec. 3, 2001**  
**Blacksburg, Va.**

### General Information


LOCATION: Lexington, Va. 24450  
ENROLLMENT: 1,250  
PRESIDENT: Maj. General Josiah Bunting III (VMI/1963)  
ATHLETICS DIRECTOR: Donny White (VMI/1965)  
NICKNAME: Keydets  
COLORS: Red, White and Yellow  
HOME COURT (CAPACITY): Cameron Hall (5,029)  
CONFERENCE: Southern



**Bart Bellairs**

### Coaches/Team

HEAD COACH: Bart Bellairs (Warren Wilson/1979)  
RECORD AT SCHOOL: 81-113 (8 years)  
OVERALL RECORD: 102-140 (10 years)  
ASSISTANTS: Ramon Williams (VMI/1990), Kirby Dean (Eastern Mennonite/1992), Mark Hanks (Emory & Henry, 1983)  
BASKETBALL OFFICE PHONE: 540-464-7384  
BEST TIME TO REACH COACH: Weekdays, 10 a.m.-Noon  
2000-01 RECORD [overall, conference (finish)]: 9-19/5-11 (5th, Northern Div.)  
LETTERWINNERS RETURNING/LOST: 5/4  
STARTERS RETURNING/LOST: 2/3  
TOP RETURNING LETTERWINNERS: Richard Little (G, So.), Radee Skipworth (F, So.), Daron Pressley (G, So.)  
TOP NEWCOMERS: Jason Conley (Fr., F), Tim Allmond (C, Fr.), Preston Beverly (F, Fr.), Clint Zawyer (G, Fr.), Sam Mielnik (F, Fr.)



**Radee Skipworth**

### Media Information

SPORTS INFORMATION BASKETBALL CONTACT: Wade Branner  
E-MAIL: brannerwh@vmi.edu  
OFFICE PHONE: 540-464-7253  
FAX PHONE: 540-464-7583      PRESS ROW PHONE: 540-463-6725  
HOME PHONE: 540-463-5033      WEB SITE: www.vmi.edu/athletics

### 2001-02 Schedule

Nov. 16 MARY WASHINGTON  
Nov. 28 at Morehead State  
Dec. 3 at Virginia Tech  
Dec. 5 at Kentucky  
Dec. 8 SAINT MARY'S (Md.)  
Dec. 12 CHARLESTON SOUTHERN  
Dec. 15 EASTERN MENNONITE  
Dec. 22 at Villanova  
Dec. 28-29 Spider Invit. (Richmond)  
Jan. 2 WESTERN CAROLINA  
Jan. 5 at Georgia Southern  
Jan. 8 UNC GREENSBORO  
Jan. 12 at East Tennessee State  
Jan. 16 at Davidson  
Jan. 19 COLL. OF CHARLESTON  
Jan. 21 at Appalachian State  
Jan. 24 at Virginia  
Jan. 26 FURMAN  
Jan. 30 EAST TENNESSEE STATE  
Feb. 2 at Wofford  
Feb. 4 APPALACHIAN STATE  
Feb. 9 at Western Carolina  
Feb. 11 at Chattanooga  
Feb. 16 at UNC Greensboro  
Feb. 18 THE CITADEL  
Feb. 23 DAVIDSON

### 2000-01 Results

68-92 L at Virginia Tech  
69-87 L at James Madison  
74-57 W HOWARD  
88-91 L at Howard  
70-89 L VIRGINIA  
48-57 L MOREHEAD STATE  
81-89 L at Old Dominion  
75-62 W RANDOLPH-MACON  
77-47 W MARY WASHINGTON  
68-82 L at South Carolina  
72-81 L at Appalachian State  
70-69 W WESTERN CAROLINA  
71-66 W at Furman  
64-79 L at The Citadel  
69-73 L UNC GREENSBORO  
60-68 L at Davidson  
60-74 L EAST TENN. STATE  
62-82 L at Western Carolina  
67-70 L DAVIDSON  
83-77 W CHATTANOOGA  
58-79 L at UNC Greensboro  
68-60 W WOFFORD  
73-78 L GEORGIA SOUTHERN  
63-57 W at Charleston Southern  
53-71 L at College of Charleston  
62-75 L at East Tennessee State  
73-51 W APPALACHIAN STATE  
59-76 L Georgia Southern



# MURRAY STATE

**Friday, Dec. 7, 2001**  
**Louisville, Ky.**

### General Information


LOCATION: Murray, Ky. 42071  
ENROLLMENT: 9,121  
PRESIDENT: Dr. Kern Alexander  
ATHLETIC DIRECTOR: E.W. Dennison  
NICKNAME: Racers  
COLORS: Navy and Gold  
HOME COURT (CAPACITY): Special Events Ctr. (8,600)  
CONFERENCE: Ohio Valley Conference



**Tevester Anderson**

### Coaches/Team

HEAD COACH: Tevester Anderson (Arkansas AM&N/1962)  
RECORD AT SCHOOL: 67-27 (4 years)  
OVERALL RECORD: 67-27 (4 years)  
ASSISTANTS: Jim Hatfield (ETSU/ 1965), Chris Woolard (UCLA/1996), Anthony Boone (Mississippi/1999)  
BASKETBALL OFFICE PHONE: 270-762-6804  
BEST TIME TO REACH COACH: mornings  
2000-01 RECORD [overall, conference (finish)]: 17-12/11-5 (Tie 2nd)  
LETTERWINNERS RETURNING/LOST: 8/1  
STARTERS RETURNING/LOST: 4/1  
TOP RETURNING LETTERWINNERS: Chris Shumate (G, Jr.), Cuthbert Victor (F, So.), Kevin Paschal (G, Jr.), Andi Hornig (C, So.), Justin Burdine (G, Sr.)  
TOP NEWCOMERS: Rashard Harris (G, Jr.), James Singleton (F, Jr.), Antonio Henderson (G, Jr.), Rick Jones (G, So.)



**Justin Burdine**

### Media Information

SPORTS INFORMATION BASKETBALL CONTACT: Steve Parker  
OFFICE PHONE: 270-762-4271  
E-MAIL: steve.parker@murraystate.edu  
FAX PHONE: 270-762-6814      PRESS ROW: 270-762-5551  
HOME PHONE: 270-767-0909      WEB SITE: GoRacers.com

### 2001-02 Schedule

Nov. 17 WEST FLORIDA  
Nov. 19 UC-COLO. SPRINGS  
Nov. 24 at Western Kentucky  
Nov. 29 CHATTANOOGA  
Dec. 1 UAB  
Dec. 3 at Indiana State  
Dec. 7 Virginia Tech  
Dec. 8 Louisville/Wisc.-Milwaukee  
Dec. 11 at DePaul  
Dec. 20 TENNESSEE STATE  
Dec. 22 at Chattanooga  
Dec. 29 SOUTHERN ILLINOIS  
Jan. 3 TENNESSEE-MARTIN  
Jan. 5 GARDNER-WEBB  
Jan. 10 at Tennessee Tech  
Jan. 12 at Austin Peay  
Jan. 17 EASTERN ILLINOIS  
Jan. 19 SE MISSOURI STATE  
Jan. 24 at Morehead State  
Jan. 26 at Eastern Kentucky  
Feb. 2 at Tennessee-Martin  
Feb. 4 at Tennessee State  
Feb. 7 TENNESSEE TECH  
Feb. 9 AUSTIN PEAY  
Feb. 14 at Eastern Illinois  
Feb. 16 at SE Missouri State  
Feb. 21 EASTERN KENTUCKY  
Feb. 23 MOREHEAD STATE

### 2000-01 Results

103-76 W GARDNER-WEBB  
80-73 W UC-COLO. SPRINGS  
64-91 L at Detroit  
83-81 W WESTERN KENTUCKY  
84-72 W at UAB  
79-94 L at Southern Illinois  
76-82 L SOUTH ALABAMA  
86-89 L at Louisville  
71-98 L at Colorado  
79-71 W at Nebraska  
72-77 L at Santa Clara  
76-69 W TENNESSEE TECH  
60-58 W at SE Missouri State  
63-79 L at Eastern Illinois  
83-62 W MOREHEAD STATE  
95-66 W EASTERN KENTUCKY  
76-74 W AUSTIN PEAY  
80-85 L at Tennessee Tech  
102-83 W at Tennessee State  
73-80 L at Tennessee-Martin  
79-84 L at Austin Peay  
65-54 W SE MISSOURI STATE  
92-77 W EASTERN ILLINOIS  
87-76 W at Morehead State  
86-81 W at Eastern Kentucky  
67-66 W TENNESSEE STATE  
71-94 L TENNESSEE TECH  
114-100 W TENNESSEE STATE  
71-97 L Eastern Illinois



**Possible opponent**  
**Saturday, Dec. 8, 2001**  
**Louisville, Ky.**

**General Information**


LOCATION: Louisville, Ky. 40292  
 ENROLLMENT: 22,000  
 PRESIDENT: Dr. John Shumaker (Pittsburgh, 1964)  
 ATHLETIC DIRECTOR: Tom Jurich (Northern Arizona, 1978)  
 NICKNAME: Cardinals  
 COLORS: Red and Black  
 HOME COURT (CAPACITY): Freedom Hall (18,865)  
 CONFERENCE: Conference USA



**Rick Pitino**

**Coaches/Team**

HEAD COACH: Rick Pitino  
 RECORD AT SCHOOL: First Year  
 OVERALL RECORD: 352-124 (15 years)  
 ASSISTANTS: Mick Cronin (Cincinnati '96), Vince Taylor (Duke '82), Kevin Willard (Pittsburgh '97)  
 BASKETBALL OFFICE PHONE: 502-852-6651  
 BEST TIME TO REACH COACH: weekday mornings  
 2000-01 RECORD [overall, conference (finish)]:  
 12-19/8-8 (Tie 4th)  
 LETTERWINNERS RETURNING/LOST: 6/3  
 STARTERS RETURNING/LOST: 2/3  
 TOP RETURNING LETTERWINNERS: Reece Gaines (G, So.), Joseph N'Sima (F/C, Sr.), Erik Brown (F/G, Jr.)  
 TOP NEWCOMERS: Brandon Bender (F/C, Fr.), Carlos Hurt (G, Fr.), Larry O'Bannon (F, Fr.)



**Reece Gaines**

**Media Information**  
 SPORTS INFORMATION BASKETBALL CONTACT: Kenny Klein  
 OFFICE PHONE: 502-852-6581  
 E-MAIL: kenny.klein@louisville.edu  
 FAX PHONE: 502-852-7401  
 HOME PHONE: 502-636-3555  
 PRESS ROW PHONE: 502-852-5567  
 WEB SITE: UofLSports.com

**2001-02 Schedule**

Nov. 18 SOUTH ALABAMA  
 Nov. 24 at Oregon  
 Dec. 1 TENNESSEE STATE  
 Dec. 7 WISC.-MILWAUKEE  
 Dec. 8 VT/MURRAY STATE  
 Dec. 12 COPPIN STATE  
 Dec. 15 OHIO STATE  
 Dec. 17 TENNESSEE TECH  
 Dec. 20 TENNESSEE  
 Dec. 26 EASTERN KENTUCKY  
 Dec. 29 at Kentucky  
 Jan. 5 at UAB  
 Jan. 9 MARQUETTE  
 Jan. 12 TCU  
 Jan. 16 at East Carolina  
 Jan. 19 at Cincinnati  
 Jan. 23 at Charlotte  
 Jan. 26 DEPAUL  
 Jan. 30 at Memphis  
 Feb. 1 SOUTH FLORIDA  
 Feb. 5 SAINT LOUIS  
 Feb. 9 at Indiana  
 Feb. 12 at DePaul  
 Feb. 16 at Marquette  
 Feb. 19 EAST CAROLINA  
 Feb. 22 at Saint Louis  
 Feb. 27 CINCINNATI  
 Mar. 2 CHARLOTTE

**2000-01 Results**

86-71 W at Hawaii  
 73-95 L Maryland  
 86-65 W UNLV  
 71-83 L Connecticut  
 71-100 L at Alabama  
 63-70 L GEORGETOWN  
 65-68 L WESTERN KENTUCKY  
 65-72 L at South Alabama  
 86-70 W LOYOLA (Ill.)  
 89-86 W MURRAY STATE  
 68-91 L DAYTON  
 65-88 L OREGON  
 62-64 L KENTUCKY  
 61-71 L at Saint Louis  
 87-84 W at Tulane  
 52-72 L CINCINNATI  
 79-67 W HOUSTON  
 60-69 L at Southern Mississippi  
 63-54 W at Cincinnati  
 67-73 L at South Florida  
 51-72 L SAINT LOUIS  
 75-65 W MARQUETTE  
 72-106 L CHARLOTTE  
 71-62 W at DEPAUL  
 67-84 L at Utah  
 68-74 L at Charlotte  
 77-74 W at Marquette (3OT)  
 57-74 L UAB  
 65-56 W MEMPHIS  
 61-74 L UAB



**Possible opponent**  
**Saturday, Dec. 8, 2001**  
**Louisville, Ky.**

**General Information**


LOCATION: Milwaukee, Wisc. 53201  
 ENROLLMENT: 22,964  
 CHANCELLOR: Dr. Nancy Zimpher (Ohio St)  
 ATHLETICS DIRECTOR: Bud Haidet (Miami (Oh.))  
 NICKNAME: Panthers  
 COLORS: Black and Gold  
 HOME COURT (CAPACITY): Klotsche Center (5,000)  
 CONFERENCE: Horizon League



**Bruce Pearl**

**Coaches/Team**

HEAD COACH: Bruce Pearl (Boston College/1982)  
 RECORD AT SCHOOL: First Year  
 OVERALL RECORD: 231-46 (9 years)  
 ASSISTANTS: Tony Jones (Concordia/1993), Ryan Swanson (Kansas State/1991), Ken Johnson (Albertson/1991)  
 BASKETBALL OFFICE PHONE: 414-229-3738  
 BEST TIME TO REACH COACH: Mornings  
 2000-01 RECORD [overall, conference (finish)]:  
 15-13/7-7 (5th)  
 LETTERWINNERS RETURNING/LOST: 8/4  
 STARTERS RETURNING/LOST: 4/1  
 TOP RETURNING LETTERWINNERS: Clay Tucker (G/F, Jr.), Dan Weisse (G, Jr.), Kalombo Kadima (G/F, Jr.), James Wright (F, So.)  
 TOP NEWCOMERS: Adrian Tigert (F, Fr.), Chris Hill (G, Fr.), Mark Pancratz (G, Fr.), Derek Huff (F, Jr.), Jose Winston (G, Sr.)



**Clay Tucker**

**Media Information**  
 SPORTS INFORMATION BASKETBALL CONTACT: Kevin O'Connor  
 OFFICE PHONE: 414-229-5674  
 E-MAIL: kjoc@uwm.edu  
 FAX PHONE: 414-229-6759  
 HOME PHONE: 414-961-0814  
 PRESS ROW PHONE: 414-229-6276  
 WEB SITE: uwmpanthers.com

**2001-02 Schedule**

Nov. 17 CONCORDIA  
 Nov. 21 at Western Michigan  
 Nov. 24 at Valparaiso  
 Nov. 30 at Iowa State  
 Dec. 1 San Jose St./Neb.-Omaha  
 Dec. 4 CHICAGO STATE  
 Dec. 7 at Louisville  
 Dec. 8 Virginia Tech/Murray State  
 Dec. 15 WESTERN MICHIGAN  
 Dec. 22 WISCONSIN-PARKSIDE  
 Dec. 27 WISCONSIN  
 Dec. 30 at Colorado  
 Jan. 2 at Youngstown State  
 Jan. 5 WISCONSIN-GREEN BAY  
 Jan. 10 LOYOLA (Ill.)  
 Jan. 12 ILLINOIS-CHICAGO  
 Jan. 17 at Wright State  
 Jan. 19 at Butler  
 Jan. 24 CLEVELAND STATE  
 Jan. 26 DETROIT  
 Jan. 30 BUTLER  
 Feb. 4 at Loyola (Ill.)  
 Feb. 7 at Illinois-Chicago  
 Feb. 9 YOUNGSTOWN STATE  
 Feb. 14 WRIGHT STATE  
 Feb. 21 at Cleveland State  
 Feb. 23 at Detroit  
 Feb. 25 at Wisconsin-Green Bay

**2000-01 Results**

79-83 L at Iowa  
 74-58 W LIPSCOMB  
 78-60 W Florida Atlantic  
 80-82 L Canisius  
 73-63 W at Bethune-Cookman  
 61-59 W VALPARAISO  
 72-55 W at Chicago State  
 44-85 L at Illinois  
 47-55 L at Wisconsin  
 58-55 W SAN DIEGO  
 100-21 W MT. SENARIO  
 71-74 L COLORADO (OT)  
 81-77 W at San Diego  
 49-53 L at Wisc.-Green Bay  
 106-112 L at Illinois-Chicago (4OT)  
 94-93 W at Loyola (Ill.) (2OT)  
 56-43 W WRIGHT STATE  
 51-60 L BUTLER  
 51-54 L at Detroit  
 34-57 L at Cleveland State  
 79-57 W WISC.-GREEN BAY  
 67-65 W LOYOLA (Ill.)  
 70-49 W ILLINOIS-CHICAGO  
 75-80 L at Butler (OT)  
 60-75 L at Wright State  
 86-68 W CLEVELAND STATE  
 80-69 W DETROIT  
 63-64 L at Wright State





# WESTERN MICHIGAN

**Wednesday, Dec. 12, 2001**  
**Blacksburg, Va.**

### General Information


LOCATION: Kalamazoo, Mich. 49008-5166  
 ENROLLMENT: 28,657  
 PRESIDENT: Dr. Elson S. Ford (North Carolina/1978)  
 ATHLETIC DIRECTOR: Kathy Beauregard (Hope/1979)  
 NICKNAME: Broncos  
 COLORS: Brown & Gold  
 HOME COURT (CAPACITY): University Arena (5,800)  
 CONFERENCE: MAC



**Robert McCullum**

### Coaches/Team

HEAD COACH: Robert McCullum (Birmingham Southern/1976)  
 RECORD AT SCHOOL: 7-21 (1 year)  
 OVERALL RECORD: 7-21 (1 year)  
 ASSISTANTS: Clayton Bates (Florida/1995), Steve Hawkins (South Alabama/1987), Lorenzo Neely (Eastern Michigan/1991)  
 BASKETBALL OFFICE PHONE: 616-387-3608  
 BEST TIME TO REACH COACH: Mornings  
 2000-01 RECORD [overall, conference (finish)]: 7-21/7-11 (4th West)  
 LETTERWINNERS RETURNING/LOST: 8/3  
 STARTERS RETURNING/LOST: 4/1  
 TOP RETURNING LETTERWINNERS: Reggie Berry (G, So.), Taylor Bro (F, Jr.), Robby Collum (G, Jr.), Steve Reynolds (F, Sr.)  
 TOP NEWCOMERS: Jeff Bronson (F, Fr.), Nick Evola (F, Jr.), Steve Green (C, Fr.), Ben Reed (G, Fr.), Ricky Willis (G, Fr.)



**Steve Reynolds**

### Media Information

SPORTS INFORMATION BASKETBALL CONTACT: Scott Kuykendall  
 OFFICE PHONE: 616-387-4125  
 E-MAIL: scott.kuykendall@wmich.edu  
 FAX PHONE: 616-387-4139 PRESS ROW PHONE: 616-387-3064  
 HOME PHONE: 616-553-6094 WEB SITE: wmubroncos.com

### 2001-02 Schedule

Nov. 15 Long Beach State  
 Nov. 16 at Oregon  
 Nov. 17 Alabama State  
 Nov. 21 WISC.-MILWAUKEE  
 Nov. 23 MICHIGAN  
 Nov. 27 MORGAN STATE  
 Dec. 1 at Detroit  
 Dec. 12 at Virginia Tech  
 Dec. 15 at Wisc.-Milwaukee  
 Dec. 22 MARSHALL  
 Dec. 29 at Oakland  
 Jan. 2 MIAMI (Oh.)  
 Jan. 5 TOLEDO  
 Jan. 9 at Ohio  
 Jan. 12 CENTRAL MICHIGAN  
 Jan. 15 IUPUI  
 Jan. 19 at Kent State  
 Jan. 23 at Ball State  
 Jan. 26 OHIO  
 Jan. 30 BOWLING GREEN  
 Feb. 4 at Central Michigan  
 Feb. 6 EASTERN MICHIGAN  
 Feb. 9 at Buffalo  
 Feb. 11 at Akron  
 Feb. 16 at Northern Illinois  
 Feb. 20 BALL STATE  
 Feb. 23 at Toledo  
 Feb. 27 at Eastern Michigan  
 Mar. 2 NORTHERN ILLINOIS

### 2000-01 Results

81-87 L HAMPTON  
 78-92 L at Michigan  
 70-86 L RICHMOND  
 52-64 L at Youngstown State  
 71-78 L at Marist  
 59-87 L at Indiana  
 59-68 L Texas Tech  
 76-65 W OHIO  
 56-67 L DETROIT  
 75-80 L OAKLAND  
 65-67 L at Marshall  
 72-89 L TOLEDO  
 64-79 L at Akron  
 76-70 W at Ball State  
 71-73 L CENTRAL MICHIGAN  
 50-77 L at Miami (Oh.)  
 90-72 W BUFFALO  
 81-77 W NORTHERN ILLINOIS  
 61-77 L at Bowling Green  
 73-84 L at Eastern Michigan  
 62-78 L at Central Michigan  
 61-77 L KENT STATE  
 81-86 L at Toledo  
 50-42 W AKRON  
 52-65 L BALL STATE  
 67-62 W at Northern Illinois  
 60-49 W EASTERN MICHIGAN  
 68-74 L at Bowling Green



# HIGHLANDERS RADFORD

**Saturday, Dec. 15, 2001**  
**Blacksburg, Va.**

### General Information

LOCATION: Radford, Va. 24241  
 ENROLLMENT: 9,000  
 PRESIDENT: Dr. Douglas Covington (Central St./1957)  
 ATHLETICS DIRECTOR: Greig Denny (SUNY Cortland/1979)  
 NICKNAME: Highlanders  
 COLORS: Red, White and Blue  
 HOME COURT (CAPACITY): Dedmon Center (5,000)  
 CONFERENCE: Big South



**Ron Bradley**

### Coaches/Team

HEAD COACH: Ron Bradley (Eastern Nazarene/1974)  
 RECORD AT SCHOOL: 178-108 (10 years)  
 OVERALL RECORD: 274-159 (15 years)  
 ASSISTANTS: Billy Lilly (Glennville State/1982), Chibi Johnson (Radford/1998), Bryan Samuels (UNC-Ashville/1986)  
 BASKETBALL OFFICE PHONE: 540-831-5125  
 BEST TIME TO REACH COACH: Weekday mornings  
 2000-01 RECORD [overall, conference (finish)]: 19-10/12-2 (1st)  
 LETTERWINNERS RETURNING/LOST: 9/4  
 STARTERS RETURNING/LOST: 4/1  
 TOP RETURNING LETTERWINNERS: Raymond Arrington (G, Jr.), Michael Hornbuckle (G, Sr.), Andrey Savtchenko (C, Sr.), Corey Watkins (F, Sr.)  
 TOP NEWCOMERS: Marcus Johnson (F, Fr.), Jason Bees (C, Fr.), Kyle Zaharias (C, Fr.)



**Andrey Savtchenko**

### Media Information

SPORTS INFORMATION BASKETBALL CONTACT: Aaron Barter  
 OFFICE PHONE: 540-831-5211  
 E-MAIL: atbarter@radford.edu  
 FAX PHONE: 540-831-5556 PRESS ROW PHONE: 540-831-5295  
 HOME PHONE: 540-633-0112 WEB SITE: radford.edu/athletics

### 2001-02 Schedule

Nov. 15 Butler  
 Nov. 16 Wichita St./Delaware  
 Nov. 17 Top of the World Shootout  
 Nov. 21 at Purdue  
 Nov. 26 UNC WILMINGTON  
 Nov. 28 RICHMOND  
 Dec. 1 MIDDLE TENN. STATE  
 Dec. 4 AMERICAN  
 Dec. 6 MARSHALL  
 Dec. 8 EAST TENN. STATE  
 Dec. 15 at Virginia Tech  
 Dec. 17 at Tennessee  
 Dec. 22 at East Carolina  
 Dec. 28 State Farm Classic  
 Dec. 29 State Farm Classic  
 Jan. 2 at Elon  
 Jan. 6 UNC ASHEVILLE  
 Jan. 9 WINTHROP  
 Jan. 12 at Coastal Carolina  
 Jan. 14 at Charleston Southern  
 Jan. 19 HIGH POINT  
 Jan. 26 LIBERTY  
 Jan. 30 at UNC Asheville  
 Feb. 2 COASTAL CAROLINA  
 Feb. 4 CHARLESTON SOUTHERN  
 Feb. 9 at Winthrop  
 Feb. 13 at High Point  
 Feb. 16 ELON  
 Feb. 23 at Liberty

### 2000-01 Results

62-97 L at Richmond  
 62-74 L at American  
 59-67 L at Siena (OT)  
 74-70 W HAMPTON  
 66-77 L at James Madison  
 63-56 W East Carolina  
 66-56 W at High Point  
 68-66 W EAST TENN. STATE  
 52-92 L at Wake Forest  
 80-73 W at Middle Tennessee St.  
 80-74 W Portland  
 72-77 L at Montana State  
 54-64 L at UNC Wilmington  
 85-59 W CONCORD  
 104-97 W COASTAL CAROLINA (2OT)  
 74-71 W CHARLESTON SOUTHERN  
 75-83 L at UNC Asheville  
 59-54 W WINTHROP  
 77-57 W at Liberty  
 95-75 W ELON  
 61-59 W at Charleston Southern  
 77-74 W at Coastal Carolina  
 65-87 L at Winthrop  
 83-80 W UNC ASHEVILLE  
 95-76 W at Elon  
 79-61 W HIGH POINT  
 94-77 W LIBERTY  
 65-62 W Charleston Southern  
 65-67 L Winthrop (OT)



# FLORIDA STATE

Thursday, Dec. 27, 2001  
Tallahassee, Fla.

## General Information


LOCATION: Tallahassee, Fla. 32316  
ENROLLMENT: 34,500  
PRESIDENT: Talbot "Sandy" D'Alemberte (Univ. of the South/1955)  
ATHLETICS DIRECTOR: Dave Hart, Jr. (Alabama/1971)  
SYMBOL: Seminoles  
COLORS: Garnet and Gold  
HOME COURT (CAPACITY): Tallahassee Leon County Civic Center (12,200)  
CONFERENCE: ACC



Steve Robinson

## Coaches/Team

HEAD COACH: Steve Robinson (Radford/1981)  
RECORD AT SCHOOL: 52-67 (4 years)  
OVERALL RECORD: 98-87 (6 years)  
ASSISTANTS: Coleman Crawford (North Alabama/1975), Rob Wilkes (Stetson/1993), Stephen Giles (North Carolina/1990)  
BASKETBALL OFFICE PHONE: 850-644-1461  
BEST TIME TO REACH COACH: Contact SID  
2000-01 RECORD [overall, conference (finish)]: 9-21/4-12 (8th)  
LETTERWINNERS RETURNING/LOST: 12/1  
STARTERS RETURNING/LOST: 4/1  
TOP RETURNING LETTERWINNERS: Delvon Arrington (G, Sr.), Michael Joiner (F, So.), Antwan Dixon (F, Sr.), Nigel Dixon (C, Jr.)  
TOP NEWCOMERS: J.D. Bracy (G, So.), Adam Waleskowski (F, Fr.), Anthony Richardson (F, Fr.)



Delvon Arrington

## Media Information

SPORTS INFORMATION BASKETBALL CONTACT: Chuck Walsh  
OFFICE PHONE: 850-644-1077  
E-MAIL: cwals@mailer.fsu.edu  
FAX PHONE: 850-644-3820 PRESS ROW PHONE: 850-224-4098  
HOME PHONE: 850-385-8466 WEB SITE: seminoles.com

## 2001-02 Schedule

Nov. 16 at Florida  
Nov. 20 SAVANNAH STATE  
Nov. 23 ELON  
Nov. 28 at Northwestern  
Dec. 4 BIRMINGHAM SOUTHERN  
Dec. 8 WESTERN CAROLINA  
Dec. 16 at Wake Forest  
Dec. 19 CLEVELAND STATE  
Dec. 22 AMERICAN  
Dec. 27 VIRGINIA TECH  
Dec. 29 CAMPBELL  
Jan. 2 at South Florida  
Jan. 6 DUKE  
Jan. 8 at N.C. State  
Jan. 16 NORTH CAROLINA  
Jan. 20 at Virginia  
Jan. 24 CLEMSON  
Jan. 26 at Maryland  
Jan. 30 at Georgia Tech  
Feb. 2 WAKE FOREST  
Feb. 7 at Duke  
Feb. 10 N.C. STATE  
Feb. 17 at North Carolina  
Feb. 20 VIRGINIA  
Feb. 23 at Clemson  
Feb. 27 MARYLAND  
Mar. 2 GEORGIA TECH

## 2000-01 Results

70-85 L FLORIDA  
65-90 L Ohio State  
74-80 L DePaul  
86-71 W Rhode Island  
71-76 L MINNESOTA  
74-79 L FURMAN (OT)  
54-69 L SOUTH FLORIDA  
60-72 L VANDERBILT  
75-61 W JACKSONVILLE  
85-87 L CLEVELAND ST. (2OT)  
79-57 W at Binghamton  
74-64 W MORGAN STATE  
72-99 L DUKE  
76-68 W UNC-ASHEVILLE  
53-76 L at Wake Forest  
55-76 L MARYLAND  
71-89 L at Virginia  
70-80 L NORTH CAROLINA  
81-84 L N.C. STATE (OT)  
68-77 L at Georgia Tech  
56-100 L at Duke  
88-84 W CLEMSON (OT)  
65-71 L WAKE FOREST  
74-71 W at Maryland  
66-69 L VIRGINIA  
67-95 L at North Carolina  
46-71 L at N.C. State  
69-59 W GEORGIA TECH  
75-63 W at Clemson  
64-66 L Clemson



# CONNECTICUT

Wed., Jan. 2, 2002 • Blacksburg, Va.  
Thurs., Jan. 10, 2002 • Storrs, Conn.

## General Information


LOCATION: Storrs, Conn. 06269  
ENROLLMENT: 23,419  
PRESIDENT: Dr. Philip E. Austin (North Dakota St./1964)  
ATHLETICS DIRECTOR: Lew Perkins (Iowa/1967)  
NICKNAME: Huskies, UConn  
COLORS: National Flag Blue and White  
HOME COURT (CAPACITY): Gampel Pavilion (10,027), Hartford Civic Center (16,294)  
CONFERENCE: The BIG EAST



Jim Calhoun

## Coaches/Team

HEAD COACH: Jim Calhoun (American International/1968)  
RECORD AT SCHOOL: 349-142 (15 years)  
OVERALL RECORD: 599-279 (29 years)  
ASSOCIATE HEAD COACH: Dave Leitao (Northeastern/1983)  
ASSISTANTS: George Blaney (Holy Cross/1961), Tom Moore (Boston U./1987)  
BASKETBALL OFFICE PHONE: 860-486-2720  
BEST TIME TO REACH COACH: Contact SID  
2000-01 RECORD [overall, conference (finish)]: 20-12/8-8 (tie 3rd East)  
LETTERWINNERS RETURNING/LOST: 8/3  
STARTERS RETURNING/LOST: 2/3  
TOP RETURNING LETTERWINNERS: Caron Butler (F, So.), Taliek Brown (G, So.), Johnnie Selvie (F, Sr.)  
TOP NEWCOMERS: Mike Hayes (F, Jr.), Ben Gordon (G, Fr.), Emeka Okafor (C/F, Fr.), Chad Wise (G, Fr.)



Caron Butler

## Media Information

SPORTS INFORMATION BASKETBALL CONTACT: Kyle Muncy  
OFFICE PHONE: 860-486-3531  
FAX PHONE: 860-486-5085 PRESS ROW: 860-486-1888  
HOME PHONE: 860-267-7792 WEB SITE: uconn.huskies.com

## 2001-02 Schedule

Nov. 19 VANDERBILT  
Nov. 26 NEW HAMPSHIRE  
Dec. 2-3 at BB&T Invitational  
Dec. 8 NORTHEASTERN  
Dec. 11 at Massachusetts  
Dec. 21 QUINNIPIAC  
Dec. 28 ST. BONAVENTURE  
Jan. 2 at Virginia Tech  
Jan. 5 MIAMI  
Jan. 7 OKLAHOMA  
Jan. 10 VIRGINIA TECH  
Jan. 13 at Villanova  
Jan. 16 at Providence  
Jan. 19 NORTH CAROLINA  
Jan. 23 ST. JOHN'S  
Jan. 26 at Arizona  
Jan. 30 at Rutgers  
Feb. 2 at Miami  
Feb. 5 PROVIDENCE  
Feb. 9 at St. John's  
Feb. 11 VILLANOVA  
Feb. 16 BOSTON COLLEGE  
Feb. 19 at Georgetown  
Feb. 23 WEST VIRGINIA  
Feb. 25 at Boston College  
Mar. 2 SETON HALL

## 2000-01 Results

86-72 W QUINNIPIAC  
66-80 L Dayton  
77-61 W Chaminade  
83-71 W Louisville  
88-78 W BROWN  
72-60 W HOUSTON  
97-70 W NEW HAMPSHIRE  
71-69 W ARIZONA  
82-67 W Massachusetts  
100-66 W FAIRFIELD  
87-76 W RHODE ISLAND  
67-58 W STONY BROOK  
68-85 L at Boston College  
82-80 W ST. JOHN'S (OT)  
73-53 W PITTSBURGH  
68-81 L at Providence  
56-60 L at Texas  
74-77 L at Miami  
59-70 L VILLANOVA  
55-60 L at St. John's  
85-72 W VIRGINIA TECH  
83-68 W PROVIDENCE  
60-74 L at Villanova  
82-71 W BOSTON COLLEGE  
61-46 W at Virginia Tech  
60-65 L at Syracuse  
60-53 W MIAMI  
75-59 W NOTRE DAME  
63-65 L at Seton Hall  
75-86 L Syracuse  
72-65 W SOUTH CAROLINA  
61-67 L DETROIT MERCY




**Saturday, Jan. 5, 2002  
Blacksburg, Va.**

**General Information**

LOCATION: South Orange, N.J. 07079  
 ENROLLMENT: 9,498  
 PRESIDENT: Msgr. Robert Sheeran  
 ATHLETICS DIRECTOR: Jeff Fogelson  
 NICKNAME: Pirates  
 COLORS: Blue and White  
 HOME COURT (CAPACITY):  
 Continental Airlines Arena (20,029);  
 Walsh Gym (2,600)  
 CONFERENCE: The BIG EAST (West)



**Louis Orr**



**Darius Lane**

**Coaches/Team**

HEAD COACH: Louis Orr (Syracuse/1980)  
 RECORD AT SCHOOL: First Year  
 OVERALL RECORD: 20-11 (1 year)  
 ASSISTANTS: Brian Nash (Keene State/1992), William Garrett (Illinois State/1988), John Dunne (Ithaca/1992)  
 BASKETBALL OFFICE PHONE: 973-761-9070  
 BEST TIME TO REACH COACH: Contact SID  
 2000-01 RECORD [overall, conference (finish)]:  
 16-15/ 5-11 (6th West)  
 LETTERWINNERS RETURNING/LOST: 7/4  
 STARTERS RETURNING/LOST: 3/2  
 TOP RETURNING LETTERWINNERS: Darius Lane (G, Sr.), Andre Barrett (G, So.), Marcus Tony-El (F, So.)  
 TOP NEWCOMERS: Damion Fray (F, So.), Mauricio Branwell (F, Fr.), Alexander Gambino (C, Fr)

**Media Information**

SPORTS INFORMATION BASKETBALL CONTACT: Marie Wozniak  
 OFFICE PHONE: 973-761-9493  
 E-MAIL: wozniama@shu.edu  
 FAX PHONE: 973-761-9061 PRESS ROW PHONE: 201-842-5720  
 HOME PHONE: 973-301-9112 WEB SITE: shupirates.com

**2001-02 Schedule**

Nov. 16 at San Francisco  
 Nov. 19-21 at Maui Classic  
 Nov. 29 MONMOUTH  
 Dec. 5 at Rider  
 Dec. 11 ST.PETERS  
 Dec. 13 FAIRLEIGH DICKINSON  
 Dec. 16 LA SALLE  
 Dec. 22 at Michigan State  
 Dec. 27 Iona  
 Dec. 28 Fordham/Manhattan  
 Dec. 31 BOSTON COLLEGE  
 Jan. 5 at Virginia Tech  
 Jan. 8 at Syracuse  
 Jan. 11 RUTGERS  
 Jan. 16 at Georgetown  
 Jan. 18 WEST VIRGINIA  
 Jan. 26 at Notre Dame  
 Jan. 29 ST. JOHN'S  
 Feb. 3 NOTRE DAME  
 Feb. 7 at PITTSBURGH  
 Feb. 9 at West Virginia  
 Feb. 12 GEORGETOWN  
 Feb. 16 ILLINOIS  
 Feb. 21 SYRACUSE  
 Feb. 23 at Rutgers  
 Feb. 26 PITTSBURGH  
 Mar. 2 at Connecticut

**2000-01 Results**

104-76 W RIDER  
 79-78 W at Clemson  
 104-85 W ST. PETER'S  
 63-54 W La Salle  
 97-87 W NORFOLK STATE  
 79-87 L at Illinois  
 80-78 W PENNSYLVANIA  
 57-72 L Michigan State  
 97-82 W WAGNER  
 85-67 W HARTFORD  
 84-73 W CEN. CONN. STATE  
 87-80 W PROVIDENCE  
 66-78 L at Georgetown  
 78-76 W NOTRE DAME  
 65-77 L at Pittsburgh  
 91-99 L GEORGETOWN  
 77-65 W SYRACUSE  
 75-81 L at West Virginia  
 66-72 L at Miami  
 64-70 L RUTGERS  
 62-63 L at Syracuse  
 61-68 L PITTSBURGH  
 74-64 W at Notre Dame  
 57-75 L at Rutgers  
 71-82 L WEST VIRGINIA  
 55-74 L at Villanova  
 65-63 W CONNECTICUT  
 78-66 W St. John's  
 58-40 W Georgetown  
 48-75 L Boston College  
 79-85 L at Alabama



**Sat., Jan. 12, 2002 • Blacksburg, Va.  
Sat., Mar. 2, 2002 • Miami, Fla.**

**General Information**

LOCATION: Coral Gables, Fla. 33146  
 ENROLLMENT: 13,963  
 PRESIDENT: Dr. Donna E. Shalala  
 ATHLETICS DIRECTOR: Paul Dee  
 NICKNAME: Hurricanes  
 COLORS: Orange, Green and White  
 HOME COURT (CAPACITY): Miami Arena (15,388)  
 CONFERENCE: The BIG EAST (East)



**Perry Clark**

**Coaches/Team**

HEAD COACH: Perry Clark (Gettysburg/1974)  
 RECORD AT SCHOOL: 16-13 (1 season)  
 OVERALL RECORD: 201-158 (12 seasons)  
 ASSISTANTS: Dwight Freeman (Western/1982), Greg Gary (Tulane/1992), Brock Kantrow (LSU- Shreveport/1992)  
 BASKETBALL OFFICE PHONE: 305-284-2680  
 BEST TIME TO REACH COACH: Contact SID  
 2000-01 RECORD [overall, conference (finish)]:  
 16-13/8-8 (Tied 3rd)  
 LETTERWINNERS RETURNING/LOST: 9/4  
 STARTERS RETURNING/LOST: 4/1  
 TOP RETURNING LETTERWINNERS: Elton Tyler (F, Sr.), John Salmons (G/F, Sr.), Darius Rice (F, So.)  
 TOP NEWCOMERS: Rafael Berumen (F, Jr.), William Frisby (F, So.)



**John Salmons**

**Media Information**


SPORTS INFORMATION BASKETBALL CONTACT: Samuel Henderson  
 OFFICE PHONE: 305-284-3244  
 E-MAIL: shenderson@miami.edu  
 FAX PHONE: 305-284-2807 PRESS ROW PHONE: TBA  
 HOME PHONE: 305-412-8364 WEB SITE: hurricanesports.com

**2001-02 Schedule**

Nov. 16-21 Virgin Islands Invitational  
 Nov. 24 LAFAYETTE  
 Nov. 26 FLORIDA ATLANTIC  
 Nov. 29 HOWARD  
 Dec. 3 FLORIDA INTERNATIONAL  
 Dec. 8 at Texas A&M  
 Dec. 15 Indiana  
 Dec. 18 FLORIDA A&M  
 Dec. 22 CHARLOTTE  
 Dec. 27 LSU (New Orleans)  
 Dec. 30 ST. FRANCIS (Pa.)  
 Jan. 2 at Georgetown  
 Jan. 5 at Connecticut  
 Jan. 8 at St. John's  
 Jan. 12 at Virginia Tech  
 Jan. 15 PITTSBURGH  
 Jan. 19 PROVIDENCE  
 Jan. 24 VILLANOVA  
 Jan. 29 BOSTON COLLEGE  
 Feb. 2 CONNECTICUT  
 Feb. 5 at Villanova  
 Feb. 10 at Boston College  
 Feb. 13 ST. JOHN'S  
 Feb. 17 at Rutgers  
 Feb. 23 NOTRE DAME  
 Feb. 26 at Providence  
 Mar. 2 VIRGINIA TECH

**2000-01 Results**

76-58 W at Florida Atlantic  
 65-41 W COLUMBIA  
 92-86 W NORTHEASTERN  
 63-95 L at Charlotte  
 45-67 L at North Carolina  
 83-72 W CENTRAL FLORIDA  
 64-72 L vs. Nebraska  
 83-73 W EASTERN ILLINOIS  
 66-57 W MEMPHIS  
 71-52 W LEHIGH  
 70-54 W TENNESSEE-MARTIN  
 51-62 L at Pittsburgh  
 72-73 L BOSTON COLLEGE  
 74-85 L at Virginia Tech  
 73-82 L at Boston College  
 78-64 W at Providence  
 77-74 W CONNECTICUT  
 63-67 L at St. John's (OT)  
 70-80 L PROVIDENCE  
 72-66 W SETON HALL  
 86-61 W VIRGINIA TECH  
 79-85 L ST. JOHN'S (2OT)  
 68-57 W at SYRACUSE  
 80-62 W at Villanova  
 53-60 L at Connecticut  
 73-66 W WEST VIRGINIA  
 65-53 W VILLANOVA  
 69-78 L Pittsburgh  
 58-60 L at Auburn



**Tues., Jan. 15, 2002 • Blacksburg, Va.**  
**Wed., Jan 30, 2002 • Villanova, Pa.**

**General Information**


LOCATION: Villanova, Pa. 19085  
 ENROLLMENT: 6,150  
 PRESIDENT: Rev. Edmund J. Dobbin, O.S.A.  
 ATHLETICS DIRECTOR: Vince Nicastrò  
 NICKNAME: Wildcats  
 COLORS: Blue and White  
 HOME COURT (CAPACITY): Pavilion (6,500), First Union Center (21,000)  
 CONFERENCE: The BIG EAST (East)



*Jay Wright*

**Coaches/Team**

HEAD COACH: Jay Wright (Bucknell/1983)  
 RECORD AT SCHOOL: First Year  
 OVERALL RECORD: 122-85 (7 years)  
 ASSISTANTS: Joe Jones (SUNY Oswego/1987), Brett Gunning (UNLV/1994), Fred Hill (Montclair St./1981)  
 BASKETBALL OFFICE PHONE: 610-519-4140  
 BEST TIME TO REACH COACH: Contact SID  
 2000-01 RECORD [overall, conference (finish)]: 18-13/8-8 (Tied 3rd East)  
 LETTERWINNERS RETURNING/LOST: 9/5  
 STARTERS RETURNING/LOST: 3/2  
 TOP RETURNING LETTERWINNERS: Brooks Sales (F, Sr.), Gary Buchanan (G, Jr.), Ricky Wright (F, Jr.), Derrick Snowden (G, So.)  
 TOP NEWCOMERS: Marcus Austin (F, Fr.), Chris Charles (F, Fr.)



*Brooks Sales*

**Media Information**


SPORTS INFORMATION BASKETBALL CONTACT: Mike Sheridan  
 OFFICE PHONE: 610-519-4120  
 E-MAIL : michael.sheridan@villanova.edu  
 FAX PHONE: 610-519-7323 PRESS ROW PHONE: 610-519-7290  
 HOME PHONE: 610-924-9042 WEB SITE: villanova.com

**2001-02 Schedule**

Nov. 21 GRAMMING STATE  
 Nov. 24 DAYTON  
 Nov. 27 LA SALLE  
 Dec. 1 BUCKNELL  
 Dec. 5 at Pennsylvania  
 Dec. 8 at Temple  
 Dec. 11 STONY BROOK  
 Dec. 22 VMI  
 Dec. 28 DELAWARE STATE  
 Jan. 2 PROVIDENCE  
 Jan. 6 at Notre Dame  
 Jan. 9 BOSTON COLLEGE  
 Jan. 13 CONNECTICUT  
 Jan. 15 at Virginia Tech  
 Jan. 20 at St. John's  
 Jan. 24 at Miami  
 Jan. 28 ST. JOSEPH'S  
 Jan. 30 VIRGINIA TECH  
 Feb. 2 at Pittsburgh  
 Feb. 5 MIAMI  
 Feb. 9 UCLA  
 Feb. 11 at Connecticut  
 Feb. 16 GEORGETOWN  
 Feb. 19 at Providence  
 Feb. 23 at Boston College  
 Feb. 28 SYRACUSE  
 Mar. 3 ST. JOHN'S

**2000-01 Results**


101-85 W FAIRFIELD  
 85-98 L at Duke  
 87-75 W TOWSON  
 80-64 W COLUMBIA  
 69-62 W TEMPLE  
 78-75 W at St. Joseph's  
 79-72 W at La Salle  
 85-63 W FAIRLEIGH DICKINSON  
 80-91 L at Georgia  
 92-65 W ST. FRANCIS (Pa.)  
 67-63 W RUTGERS  
 85-83 W at Virginia Tech (OT)  
 67-76 L PROVIDENCE  
 65-93 L at UCLA  
 86-74 W VIRGINIA TECH  
 70-82 L at St. John's  
 70-59 W at Connecticut  
 80-90 L BOSTON COLLEGE  
 64-84 L at Providence  
 74-89 W at Boston College  
 80-51 W PENNSYLVANIA  
 74-60 W CONNECTICUT  
 59-56 W at Georgetown  
 62-80 L MIAMI  
 100-107 L at West Virginia (OT)  
 71-55 W ST. JOHN'S  
 74-55 W SETON HALL  
 53-65 L at Miami  
 82-71 W West Virginia  
 79-93 L Boston College  
 78-87 L Minnesota



**Sun., Jan. 20, 2002 • Chestnut Hill, Mass.**  
**Wed., Feb. 6, 2002 • Blacksburg, Va.**

**General Information**


LOCATION: Chestnut Hill, Mass. 02467  
 ENROLLMENT: 14,600  
 PRESIDENT: Rev. William P. Leahy, S.J.  
 ATHLETICS DIRECTOR: Gene DeFilippo  
 NICKNAME: Eagles  
 COLORS: Maroon and Gold  
 HOME COURT (CAPACITY): Conte Forum (8,606)  
 CONFERENCE: The BIG EAST (East)



*Al Skinner*

**Coaches/Team**

HEAD COACH: Al Skinner (Massachusetts/1974)  
 RECORD AT SCHOOL: 59-61 (4 years)  
 OVERALL RECORD: 197-187 (13 years)  
 ASSOCIATE HEAD COACH: Bill Coen (Hamilton/1983)  
 ASSISTANTS: Ed Cooley (Stonehill/1994), Pat Duquette (Williams/1993)  
 BASKETBALL OFFICE PHONE: 617-552-3006  
 BEST TIME TO REACH COACH: Contact SID  
 2000-01 RECORD [overall, conference (finish)]: 27-5/13-3 (1st East)  
 LETTERWINNERS RETURNING/LOST: 7/5  
 STARTERS RETURNING/LOST: 3/2  
 TOP RETURNING LETTERWINNERS: Troy Bell (G, Jr.), Uka Agbai (F, Jr.), Brian Ross (F, Sr.), Ryan Sidney (G, So.), Kenny Walls (G/F, Sr.)  
 TOP NEWCOMERS: Nate Doornekamp (C, Fr.), Jermaine Watson (G, Fr.), Kirsten Zollner (C, Fr.)



*Troy Bell*

**Media Information**


SPORTS INFORMATION BASKETBALL CONTACT: Dick Kelley  
 OFFICE PHONE: 617-552-3004  
 E-MAIL: kelleyri@bc.edu  
 FAX PHONE: 617-552-4903 PRESS ROW PHONE: 617-552-8989  
 HOME PHONE: 617-244-7087 WEB SITE: bceagles.com

**2001-02 Schedule**

Nov. 18 BOSTON UNIVERSITY  
 Nov. 21 NEW HAMPSHIRE  
 Nov. 24 PENN STATE  
 Nov. 28 St. Bonaventure (Buffalo)  
 Dec. 1 at Michigan  
 Dec. 4 MORRIS BROWN  
 Dec. 8 MASSACHUSETTS  
 Dec. 11 IOWA STATE  
 Dec. 16 HOLY CROSS  
 Dec. 20-22 Rainbow Classic (Honolulu)  
 Dec. 31 at Seton Hall  
 Jan. 5 PITTSBURGH  
 Jan. 9 at Villanova  
 Jan. 12 GEORGETOWN  
 Jan. 17 ST. JOHN'S  
 Jan. 20 VIRGINIA TECH  
 Jan. 24 DUKE  
 Jan. 29 at Miami  
 Feb. 2 at Providence  
 Feb. 6 at Virginia Tech  
 Feb. 10 MIAMI  
 Feb. 13 PROVIDENCE  
 Feb. 16 at Connecticut  
 Feb. 18 at St. John's  
 Feb. 23 VILLANOVA  
 Feb. 25 CONNECTICUT  
 Mar. 3 at Syracuse

**2000-01 Results**

100-75 W ST. PETER'S  
 81-52 W BROWN  
 74-65 W MARIST  
 71-57 W WOFFORD  
 77-48 W HOLY CROSS  
 93-65 W YOUNGSTOWN STATE  
 74-65 W at Massachusetts  
 88-55 W QUINNIPIAC  
 97-74 W VANDERBILT  
 85-68 W CONNECTICUT  
 73-72 W at Miami  
 71-73 L at St. John's  
 82-73 W MIAMI  
 75-97 L at Duke  
 77-51 W RUTGERS  
 90-80 W at Villanova  
 83-61 W VIRGINIA TECH  
 89-74 W VILLANOVA  
 65-63 W SYRACUSE  
 83-59 W at Virginia Tech  
 71-82 L at Connecticut  
 81-73 W PROVIDENCE  
 75-76 L at Notre Dame  
 59-58 W at Providence  
 84-63 W MORRIS BROWN  
 67-62 W ST. JOHN'S  
 96-65 W at West Virginia  
 93-79 W Villanova  
 75-48 W Seton Hall  
 79-57 W Pittsburgh  
 68-65 W Southern Utah  
 71-74 L Southern California



**Saturday, Jan. 26, 2002  
Syracuse, N.Y.**

**General Information**

LOCATION: Syracuse, N.Y. 13244  
ENROLLMENT: 10,000  
CHANCELLOR: Kenneth Shaw  
ATHLETIC DIRECTOR: Jake Crouthamel  
NICKNAME: Orangemen  
COLOR: Orange  
HOME COURT (CAPACITY): Carrier Dome (33,000)  
CONFERENCE: BIG EAST (West)



**Jim Boeheim**

**Coaches/Team**

HEAD COACH: Jim Boeheim (Syracuse/ 1966)  
RECORD AT SCHOOL: 600-208 (25 years)  
OVERALL RECORD: 600-208 (25 years)  
ASSOCIATE HEAD COACH: Bernie Fine (SU/1967)  
ASSISTANTS: Mike Hopkins (SU/1993), Troy Weaver (Prince Georges, '91)  
BASKETBALL OFFICE PHONE: 315-443-2082  
BEST TIME TO REACH COACH: 10 a.m.-2 p.m.  
2000-01 RECORD [overall, conference (finish)]: 25-9/10-6 (Tie 2nd)  
LETTERWINNERS RETURNING/LOST: 8/2  
STARTERS RETURNING/LOST: 3/2  
TOP RETURNING LETTERWINNERS: Billy Celuck (C, Gr.), Kueth Duany (G/F, Jr.), Jeremy McNeil (F, So.), Preston Shumpert (F, Sr.), DeShaun Williams (G, Jr.)  
TOP NEWCOMERS: Josh Pace (G, Fr.) Craig Forth (C, Fr.)



**Preston Shumpert**

**Media Information**

SPORTS INFORMATION BASKETBALL CONTACT: Pete Moore  
OFFICE PHONE: 315-443-2608  
E-MAIL: pimoore@syr.edu  
FAX PHONE: 315-443-2076 PRESS ROW PHONE: 315-443-4241  
HOME PHONE: 315-449-0745 WEB SITE: suathletics.com

**2000-01 Schedule**

Nov. 12 MANHATTAN  
Nov. 14 NIT Second Round  
Nov. 18 BINGHAMPTON  
Nov. 21 NIT Semifinal  
Nov. 23 NIT Final/Consolation  
Nov. 27 COLGATE  
Nov. 29 CORNELL  
Dec. 2 at Albany  
Dec. 4 HOFSTRA  
Dec. 8 NC STATE  
Dec. 16 at Georgia Tech  
Dec. 20 SOUTH FLORIDA  
Dec. 29 BUFFALO  
Jan. 2 RUTGERS  
Jan. 5 Providence  
Jan. 8 SETON HALL  
Jan. 12 at West Virginia  
Jan. 14 NOTRE DAME  
Jan. 19 at Tennessee  
Jan. 22 at Pittsburgh  
Jan. 26 VIRGINIA TECH  
Jan. 28 at Georgetown  
Feb. 2 at Rutgers  
Feb. 4 WEST VIRGINIA  
Feb. 10 PITTSBURGH  
Feb. 17 at Notre Dame  
Feb. 21 at Seton Hall  
Feb. 24 GEORGETOWN  
Feb. 28 at Villanova  
Mar. 3 BOSTON COLLEGE

**2000-01 Results**

73-53 W ST. FRANCIS (N.Y.)  
92-84 W DePaul  
77-66 W Ohio State  
84-62 W Missouri  
73-65 W COLGATE  
81-51 W AKRON  
88-68 W VIRGINIA TECH  
105-75 W ALBANY  
69-57 W WISC. GREEN BAY  
70-83 L TENNESSEE  
61-47 W COLUMBIA  
95-69 W NIAGARA  
79-70 W NOTRE DAME  
71-66 W at Pittsburgh  
64-63 W at Rutgers  
86-80 W WEST VIRGINIA  
65-77 L at Seton Hall  
60-74 L at Notre Dame  
68-54 W RUTGERS  
70-63 W GEORGETOWN  
54-53 W at N.C. State  
63-65 L at Boston College  
63-62 W SETON HALL  
57-68 L MIAMI  
76-87 L at West Virginia  
65-60 W CONNECTICUT  
61-72 L at Georgetown  
80-69 W PITTSBURGH  
93-91 W at St. John's (OT)  
86-75 W Connecticut  
55-54 W Providence  
54-55 L Pittsburgh (OT)  
79-69 W Hawaii  
58-87 L Kansas



**Sun., Feb. 3, 2002 • Blacksburg, Va.  
Sat., Feb. 16, 2002 • Jamaica, N.Y.**

**General Information**


LOCATION: Jamaica, N.Y. 11439  
ENROLLMENT: 18,300  
PRESIDENT: Rev. Donald Harrington, C.M.  
ATHLETICS DIRECTOR: David Wegrzyn  
NICKNAME: Red Storm  
COLORS: Red and White  
HOME COURT (CAPACITY): Alumni Hall (6,008), Madison Square Garden (19,876)  
CONFERENCE: The BIG EAST (East)



**Mike Jarvis**

**Coaches/Team**

HEAD COACH: Mike Jarvis (Northeastern/1968)  
RECORD AT SCHOOL: 67-32 (3 years)  
OVERALL RECORD: 320-173 (16 years)  
ASSISTANTS: Mike Jarvis II (Northeastern/1992), Kevin Clark (Clark/1981), Dermon Player (St. John's/2001)  
BASKETBALL OFFICE PHONE: 718-990-6225  
BEST TIME TO REACH COACH: Contact SID  
2000-01 RECORD [overall, conference (finish)]: 14-15/8-8 (3rd East)  
LETTERWINNERS RETURNING/LOST: 12/3  
STARTERS RETURNING/LOST: 4/1  
TOP RETURNING LETTERWINNERS: Anthony Glover (F, Sr.), Willie Shaw (G, So.), Sharif Fordham (G, Sr.)  
TOP NEWCOMERS: Marcus Hatten (G, Jr.), Eric King (F, Fr.)



**Anthony Glover**

**Media Information**

SPORTS INFORMATION BASKETBALL CONTACT: Dominic Scianna  
OFFICE PHONE: 718-990-6367 PRESS ROW PHONES:  
E-MAIL: sciannad@stjohns.edu 718-990-5713 (Alumni Hall),  
FAX PHONE: 718-969-8468 212-465-6065 (MSG)  
HOME PHONE: 718-224-1174 Website: redstormsports.com

**2001-02 Schedule**

Nov. 17 STONY BROOK  
Nov. 22-24 at Great Alaska Shootout  
Dec. 1 FORDHAM  
Dec. 8 at Manhattan (MSG)  
Dec. 11 at Niagara  
Dec. 16 HOFSTRA  
Dec. 20 ST. FRANCIS (N.Y.)  
Dec. 22 WAKE FOREST (MSG)  
Dec. 29 QUINNIPIAC  
Jan. 2 at Pittsburgh  
Jan. 5 WEST VIRGINIA (MSG)  
Jan. 8 MIAMI  
Jan. 12 at Providence  
Jan. 17 at Boston College  
Jan. 20 VILLANOVA (MSG)  
Jan. 23 at Connecticut  
Jan. 26 PROVIDENCE (MSG)  
Jan. 29 at Seton Hall  
Feb. 3 at Virginia Tech  
Feb. 6 FAIRFIELD  
Feb. 9 CONNECTICUT (MSG)  
Feb. 13 at Miami  
Feb. 16 VIRGINIA TECH  
Feb. 18 BOSTON COLLEGE (MSG)  
Feb. 24 at Duke  
Feb. 27 NOTRE DAME (MSG)  
Mar. 3 at Villanova

**2000-01 Results**

62-61 W Kentucky  
74-82 L Kansas  
92-62 W STONY BROOK  
92-59 W at Niagara  
75-85 L George Washington  
97-83 W Michigan  
67-88 L at Fordham  
58-71 L at Ohio State  
80-86 L HOFSTRA  
72-63 W MANHATTAN  
92-77 W SAN FRANCISCO  
89-64 W VIRGINIA TECH  
80-82 L at Connecticut  
73-71 W BOSTON COLLEGE  
80-71 W at Rutgers  
82-70 W VILLANOVA  
67-63 W MIAMI  
59-65 L at Virginia Tech  
60-55 W CONNECTICUT  
63-75 L at Providence  
73-83 L at Notre Dame  
85-79 W at Miami  
53-64 L PROVIDENCE  
59-91 L DUKE  
73-70 W GEORGETOWN  
55-71 L at Villanova  
62-67 L at Boston College  
91-93 L SYRACUSE (OT)  
66-78 L Seton Hall



# PROVIDENCE

Sat., Feb. 9, 2002 • Providence, R.I.  
Sat., Feb. 23, 2002 • Blacksburg, Va.

## General Information


LOCATION: Providence, R.I. 02918  
ENROLLMENT: 3,768  
PRESIDENT: Rev. Philip A. Smith, O.P.  
ATHLETICS DIRECTOR: TBA  
NICKNAME: Friars  
COLORS: Black and White  
HOME COURT (CAPACITY): Dunkin Donuts Center (12,993)  
CONFERENCE: The BIG EAST (East)



Tim Welsh

## Coaches/Team

HEAD COACH: Tim Welsh (Potsdam State/1984)  
RECORD AT SCHOOL: 48-43 (3 years)  
OVERALL RECORD: 118-65 (6 years)  
ASSISTANTS: Steve DeMeo, Phil Seymore, Bob Walsh  
BASKETBALL OFFICE PHONE: 401-865-2266  
BEST TIME TO REACH COACH: Contact SID  
2000-01 RECORD [overall, conference (finish)]:  
21-10/11-5 (2nd East)  
LETTERWINNERS RETURNING/LOST: 10/3  
STARTERS RETURNING/LOST: 3/2  
TOP RETURNING LETTERWINNERS: Romuald Augustin (F, Jr.), John Linehan (G, Sr.), Abdul Mills (G, Jr.),  
TOP NEWCOMERS: Ryan Gomes (F, Fr.), Donell Allick (G, So.)



John Linehan

## Media Information

SPORTS INFORMATION BASKETBALL CONTACT: Arthur Parks  
OFFICE PHONE: 401-865-2759  
E-MAIL: aparks@providence.edu  
FAX PHONE: 401-865-2583 PRESS ROW PHONE: 401-751-9737  
HOME PHONE: 401-453-3922 WEB SITE: friars.com

## 2001-02 Schedule

Nov. 16 SIENA  
Nov. 19 vs. Oklahoma State  
Nov. 20 vs. Austin Peay  
Nov. 21 vs. Arkansas-Monticello,  
Northwestern State,  
Texas Christian, UTEP  
Nov. 24 COLUMBIA  
Nov. 28 BROWN  
Dec. 1 at Rhode Island  
Dec. 3 at South Carolina  
Dec. 8 GEORGE WASHINGTON  
Dec. 19 SACRED HEART  
Dec. 22 BOSTON UNIVERSITY  
Dec. 27 MORGAN STATE  
Dec. 30 CENTRAL CONNECTICUT  
Jan. 2 at Villanova  
Jan. 5 SYRACUSE  
Jan. 7 at Texas  
Jan. 12 ST. JOHN'S  
Jan. 16 CONNECTICUT  
Jan. 19 at Miami  
Jan. 22 RUTGERS  
Jan. 26 at St. John's (MSG)  
Jan. 30 at West Virginia  
Feb. 2 BOSTON COLLEGE  
Feb. 5 at Connecticut  
Feb. 9 VIRGINIA TECH  
Feb. 13 at Boston College  
Feb. 19 VILLANOVA  
Feb. 23 at Virginia Tech  
Feb. 26 MIAMI  
Mar. 2 at Notre Dame

## 2000-01 Results

63-57 W HOLY CROSS  
71-80 L MAINE  
60-53 W at UMKC  
51-63 L Creighton  
69-80 L Auburn  
74-55 W FLA. INTERNATIONAL  
95-72 W RHODE ISLAND  
85-70 W at Massachusetts  
93-80 W at George Washington  
110-59 W BROWN  
73-48 W BOSTON UNIVERSITY  
60-55 W SOUTH CAROLINA  
80-87 L at Seton Hall  
76-67 W at Villanova  
81-68 W CONNECTICUT  
64-78 L MIAMI  
75-60 W at Virginia Tech  
77-61 W PITTSBURGH  
80-70 W at Miami  
84-64 W VILLANOVA  
75-63 W ST. JOHN'S  
68-83 L at Connecticut  
103-79 W GEORGETOWN  
64-53 W at St. John's  
73-81 L at Boston College  
96-56 W VIRGINIA TECH  
119-58 W BINGHAMTON  
58-59 L BOSTON COLLEGE  
69-66 W at Rutgers  
54-55 L Syracuse  
59-69 L Penn State



Wednesday, Feb. 13, 2002  
Morgantown, W.Va.

## General Information


LOCATION: Morgantown, W. Va. 26507  
ENROLLMENT: 21,987  
PRESIDENT: David C. Hardesty Jr. (West Virginia/1967)  
ATHLETIC DIRECTOR: Ed Pastilong (West Virginia/1966)  
NICKNAME: Mountaineers  
COLORS: Old Gold and Blue  
HOME COURT (CAPACITY): WVU Coliseum (14,000)  
CONFERENCE: The BIG EAST (West)



Gale Catlett

## Coaches/Team

HEAD COACH: Gale Catlett (West Virginia/1963)  
RECORD AT SCHOOL: 431-261 (23 years)  
OVERALL RECORD: 557-305 (29 years)  
ASSISTANTS: Drew Catlett (Randolph-Macon/1985),  
Lester Rowe (West Virginia/1985), Chris Cheeks (VCU, 1990)  
BASKETBALL OFFICE PHONE: 304-293-2193  
BEST TIME TO REACH COACH: Early afternoon  
2000-01 RECORD [overall, conference (finish)]:  
17-12/ 8-8 (3rd West)  
LETTERWINNERS RETURNING/LOST: 7/2  
STARTERS RETURNING/LOST: 4/1  
TOP RETURNING LETTERWINNERS: Lionel Armstead (G, Sr.), Chris Moss (F/C, Sr.)  
TOP NEWCOMERS: Jonathan Hargett (G, Fr.)



Lionel Armstead

## Media Information

SPORTS INFORMATION BASKETBALL CONTACT: Bryan Messerly  
OFFICE PHONE: 304-293-2821  
E-MAIL: Bryan.messerly@mail.wvu.edu  
FAX PHONE: 304-293-4105 PRESS ROW PHONE: 304-293-2821  
HOME PHONE: 304-599-0145 WEB SITE: msnsportsnet.com

## 2001-02 Schedule

Nov. 16 UNC ASHEVILLE  
Nov. 23 Southern Mississippi  
Nov. 24 New Mexico/Pacific  
Dec. 5 at James Madison  
Dec. 8 FLORIDA INTERNATIONAL  
Dec. 15 ROBERT MORRIS  
Dec. 19 DUQUESNE  
Dec. 22 at Tennessee  
Dec. 28 Valparaiso  
Dec. 30 Arizona/Pepperdine  
Jan. 5 at St. John's  
Jan. 9 NOTRE DAME  
Jan. 12 SYRACUSE  
Jan. 16 at Rutgers  
Jan. 18 at Seton Hall  
Jan. 23 Marshall  
Jan. 27 RUTGERS  
Jan. 30 PROVIDENCE  
Feb. 2 at Georgetown  
Feb. 4 at Syracuse  
Feb. 9 SETON HALL  
Feb. 13 VIRGINIA TECH  
Feb. 16 PITTSBURGH  
Feb. 20 at Notre Dame  
Feb. 23 at Connecticut  
Feb. 27 GEORGETOWN  
Mar. 2 at Pittsburgh

## 2000-01 Results

84-72 W MORRIS BROWN  
80-64 W AMERICAN  
85-71 W UNC GREENSBORO  
81-73 W at Duquesne  
78-79 L TENNESSEE  
68-56 W HIGH POINT  
77-56 W ROBERT MORRIS  
67-79 W at Ohio  
83-70 W JAMES MADISON  
74-53 W DELAWARE STATE  
66-90 L GEORGETOWN  
73-67 W Marshall  
80-86 L at Syracuse  
70-68 W RUTGERS  
61-78 L at Notre Dame  
67-64 W at Rutgers  
81-75 W SETON HALL  
46-63 L at Pittsburgh  
77-94 L at Georgetown  
69-68 W PITTSBURGH  
66-69 L NOTRE DAME  
72-69 W at Virginia Tech  
87-76 W SYRACUSE  
107-100 W VILLANOVA (2OT)  
82-71 W at Seton Hall  
66-73 L at Miami  
65-96 L BOSTON COLLEGE  
71-82 L Villanova  
56-79 L at Richmond



**Wednesday, Feb. 27, 2002  
Blacksburg, Va.**

**General Information**

LOCATION: New Brunswick, N.J. 08901  
 ENROLLMENT: 33,500  
 PRESIDENT: Dr. Francis Lawrence  
 ATHLETICS DIRECTOR:  
 Robert E. Mulcahy, III  
 NICKNAME: Scarlet Knights  
 COLOR: Scarlet  
 HOME COURT (CAPACITY):  
 Louis Brown Athletic Center (8,500)  
 CONFERENCE: The BIG EAST (West)



**Gary Waters**



**Mike Sherrod**

**Coaches/Team**

HEAD COACH: Gary Waters (Ferris State/1975)  
 RECORD AT SCHOOL: First Year  
 OVERALL RECORD: 92-60 (5 years)  
 ASSISTANTS: Kevin Heck (Wayne State/1992), Garland Mance (St. Bonaventure/1994), Larry DeSimpelare (Spring Arbor/1991)  
 BASKETBALL OFFICE PHONE: 732-445-4291  
 BEST TIME TO REACH COACH: Through SID  
 2000-01 RECORD [overall, conference (finish)]:  
 11-16/3-13 (7th West)  
 LETTERWINNERS RETURNING/LOST: 9/3  
 STARTERS RETURNING/LOST: 3/2  
 TOP RETURNING LETTERWINNERS: Rashod Kent (F/C, Sr.), Mike Sherrod (G, Jr.), Eugene Dabney (F/C, Jr.)  
 TOP NEWCOMERS: Jerome Coleman (G, Jr.) Shawn Hampton (F, Jr.), Herve Lamizana (F. So.)

**Media Information**


SPORTS INFORMATION BASKETBALL CONTACT: John Beisser  
 OFFICE PHONE: 732-445-4200  
 E-MAIL: jbeissere@rci.rutgers.edu  
 FAX PHONE: 732-445-3063 PRESS ROW PHONE: 732-445-4200  
 HOME PHONE: 732-752-3632 WEB SITE: scarletknights.com

**2001-02 Schedule**

Nov. 14-16 BCA Classic (Raleigh, N.C.)  
 Nov. 24 AUBURN  
 Nov. 28 STONY BROOK  
 Dec. 1 LOYOLA (Md.)  
 Dec. 5 at La Salle  
 Dec. 8 WAGNER  
 Dec. 13 HARTFORD  
 Dec. 15 UMBC  
 Dec. 23 at Virginia  
 Dec. 29 PRINCETON  
 Jan. 2 at Syracuse  
 Jan. 5 GEORGETOWN  
 Jan. 8 PITTSBURGH  
 Jan. 11 at Seton Hall  
 Jan. 16 WEST VIRGINIA  
 Jan. 22 at Providence  
 Jan. 27 at West Virginia  
 Jan. 30 CONNECTICUT  
 Feb. 2 SYRACUSE  
 Feb. 6 at Notre Dame  
 Feb. 11 ST. PETER'S  
 Feb. 14 NOTRE DAME  
 Feb. 17 MIAMI  
 Feb. 21 at Pittsburgh  
 Feb. 23 SETON HALL  
 Feb. 27 at Virginia Tech  
 Mar. 2 at Georgetown

**2000-01 Results**

64-61 W FAIRLEIGH DICKINSON  
 72-65 W LAFAYETTE  
 78-48 W BUCKNELL  
 66-53 W RIDER  
 77-68 W JAMES MADISON  
 65-67 L ST. JOSEPH'S  
 65-79 L at Florida  
 46-44 W at Princeton  
 67-60 W STONY BROOK  
 52-58 L Hofstra  
 53-39 W Princeton  
 63-67 L at Villanova  
 80-87 L at Notre Dame  
 63-64 L SYRACUSE  
 71-80 L ST. JOHN'S  
 68-70 L at West Virginia  
 51-77 L at Boston College  
 64-67 L WEST VIRGINIA  
 54-68 L at Syracuse  
 70-64 W at Seton Hall  
 84-64 W PITTSBURGH  
 59-81 L NOTRE DAME  
 73-76 L GEORGETOWN  
 75-57 W SETON HALL  
 60-70 L at Pittsburgh  
 58-74 L at Georgetown  
 66-69 L PROVIDENCE



**Old Dominion (Norfolk, Va.)**

Headquarters: Sheraton Norfolk Waterside, (757) 622-6664

**Virginia (Charlottesville, Va.)**

Headquarters: Doubletree Hotel (800) 494-9467

**Louisville (Louisville, Ky.)**

Headquarters: Hyatt Regency (502) 587-3434

**Florida State (Tallahassee, Fla.)**

Headquarters: Radison Hotel (850) 224-6000

**Connecticut (Hartford, Conn.)**

Headquarters: Sheraton Airport (860) 623-5284

**Boston College (Chestnut Hill, Mass.)**

Headquarters: Boston Marriott Newton (617) 969-1000

**Syracuse (Syracuse, N.Y.)**

Headquarters: Sheraton Syracuse University, (315) 475-3000

**Villanova (Villanova, Pa.)**

Headquarters: Holiday Inn King of Prussia (610) 265-7500

**Providence (Providence, R.I.)**

Headquarters: Providence Biltmore (800) 294-7709

**West Virginia (Morgantown, W. Va.)**

Headquarters: Hampton Inn Morgantown (304) 599-1200

**St. John's (Jamaica, Queens, N.Y.)**

Headquarters: La Guardia Marriott (718) 565-8900

**Miami (Miami, Fla.)**

Headquarters: Marriott Biscayne Bay (305) 536-6380

# YEAR-BY-YEAR

## VS. 2001-2002 OPPONENTS

### Mt. St. Mary's (1-0)

2000 ..... aW ..... 59- 56

### Rhode Island (2-5)

1955 ..... nW ..... 80- 59  
 1996 ..... aW .... (OT) 72- 66  
 1996 ..... nL ..... 71- 77  
 1997 ..... hL ..... 52- 73  
 1997 ..... nL ..... 63- 67  
 1998 ..... aL ..... 66- 73  
 1999 ..... hL ..... 67- 76

### Old Dominion (11-4)

1972 ..... aW ..... 81- 80  
 1978 ..... aW ..... 91- 88  
 1979 ..... hW ..... 91- 85  
 1981 ..... hW ..... 100- 72  
 1983 ..... aL ..... 73- 76  
 1984 ..... nW ..... 86- 62  
 1984 ..... hW ..... 102- 76  
 1985 ..... aW ..... 90- 76  
 1986 ..... aL ..... 66- 86  
 1987 ..... hW ..... 97- 71  
 1988 ..... aW ..... 105- 92  
 1990 ..... hW ..... 91- 83  
 1990 ..... aL ..... 76- 84  
 1992 ..... hW ..... 78- 62  
 1993 ..... aL ..... 61- 71

### East Carolina (11-3)

1962 ..... hW ..... 111- 86  
 1963 ..... hW ..... 81- 73  
 1964 ..... hW ..... 72- 68  
 1965 ..... hW ..... 89- 63  
 1966 ..... hW ..... 83- 64  
 1967 ..... hW ..... 91- 62  
 1967 ..... aL ..... 33- 43  
 1968 ..... aW .... (OT) 88- 87  
 1978 ..... hW ..... 95- 77  
 1983 ..... hW ..... 84- 72  
 1992 ..... hW ..... 57- 44  
 1992 ..... aL .... (OT) 76- 78  
 1993 ..... hW .... (OT) 76- 67

### Northeastern

First meeting

### Virginia (44-71)

1915 ..... aL ..... 21- 39  
 1916 ..... aL ..... 14- 30  
 1922 ..... nL ..... 22- 26  
 1923 ..... nW ..... 22- 18  
 1924 ..... nL ..... 16- 32  
 1925 ..... aL ..... 32- 43  
 1926 ..... hL ..... 19- 34  
 1927 ..... aL ..... 25- 34  
 1927 ..... hL ..... 14- 27  
 1928 ..... aL ..... 26- 35  
 1928 ..... hL ..... 12- 38  
 1929 ..... hW ..... 26- 25  
 1929 ..... aL ..... 25- 34  
 1930 ..... aL ..... 21- 28  
 1930 ..... hW ..... 34- 31  
 1931 ..... hW ..... 28- 21  
 1931 ..... aL ..... 25- 35  
 1932 ..... hL ..... 24- 35  
 1932 ..... aL ..... 22- 26  
 1933 ..... nL ..... 30- 36



*This season's Tech-Rhode Island game will be the Hokies' first against an A-10 team since Tech left the conference two years ago.*

1935 ..... hL ..... 24- 29  
 1935 ..... aL ..... 31- 54  
 1936 ..... aL ..... 26- 30  
 1937 ..... nW ..... 29- 28  
 1937 ..... nL ..... 22- 40  
 1938 ..... aL ..... 38- 43  
 1938 ..... hW ..... 35- 32  
 1939 ..... aL ..... 16- 45  
 1939 ..... hL ..... 25- 39  
 1940 ..... hL ..... 25- 34  
 1940 ..... aL ..... 27- 42  
 1941 ..... nL ..... 35- 49  
 1941 ..... hL ..... 39- 40  
 1942 ..... nW ..... 42- 25  
 1942 ..... hL ..... 36- 58  
 1943 ..... nW ..... 62- 46  
 1944 ..... nL ..... 55- 63  
 1945 ..... hL ..... 34- 44  
 1946 ..... aL ..... 29- 57  
 1947 ..... hL ..... 52- 58  
 1948 ..... aW ..... 54- 49  
 1948 ..... hW ..... 57- 43  
 1949 ..... hW ..... 52- 50

1949 ..... aW ..... 66- 64  
 1950 ..... aW ..... 63- 50  
 1950 ..... hW ..... 78- 64  
 1951 ..... aW ..... 60- 59  
 1951 ..... hW ..... 93- 62  
 1952 ..... hW ..... 90- 62  
 1952 ..... aL ..... 59- 74  
 1953 ..... aL ..... 95- 108  
 1953 ..... hL ..... 85- 87  
 1954 ..... nL ..... 81- 97  
 1954 ..... hL ..... 73- 95  
 1954 ..... aL ..... 69- 78  
 1955 ..... hL ..... 59- 107  
 1955 ..... aW ..... 78- 72  
 1955 ..... nL ..... 85- 103  
 1956 ..... aL ..... 66- 71  
 1956 ..... hW ..... 76- 64  
 1957 ..... hW ..... 70- 56  
 1958 ..... aL ..... 66- 80  
 1959 ..... hW ..... 85- 73  
 1960 ..... aW ..... 80- 72  
 1961 ..... hW ..... 105- 70  
 1962 ..... aW ..... 92- 59  
 1963 ..... hW ..... 71- 63  
 1963 ..... aW ..... 75- 73  
 1964 ..... hW ..... 62- 60  
 1964 ..... aW ..... 78- 62  
 1965 ..... hW ..... 73- 56  
 1966 ..... aL ..... 65- 79  
 1967 ..... hW ..... 76- 60  
 1968 ..... aW ..... 84- 82  
 1969 ..... nW ..... 85- 74  
 1969 ..... hW ..... 68- 64  
 1970 ..... aL ..... 71- 81  
 1971 ..... nL ..... 59- 68  
 1971 ..... hW ..... 93- 74  
 1972 ..... aL ..... 85- 107  
 1973 ..... hW ..... 87- 83  
 1974 ..... aL ..... 70- 84  
 1975 ..... hW ..... 74- 73  
 1976 ..... nW ..... 91- 69  
 1976 ..... aL ... (2OT) 75- 79



*This season, the Hokies will play Virginia in Charlottesville for the first time since 1976.*




1977	nW	65-	60
1977	nL	50-	55
1977	nW	71-	61
1978	nL	62-	66
1978	nL	68-	76
1979	nL	78-	93
1979	nL	72-	78
1980	nL	58-	65
1981	nL	51-	64
1982	nL	66-	80
1983	nL	64-	74
1984	nL	64-	74
1984	nW	56-	54
1985	nL	59-	67
1985	nW	84-	66
1987	nL	73-	91
1988	nW	66-	64
1989	nL ... (OT)	106-	113
1990	nL	59-	77
1991	nL	61-	86
1992	nL ... (2OT)	57-	61
1993	nW	59-	53
1994	nL	61-	70
1995	nL	62-	63
1995	nW	72-	64
1997	nL	57-	58
1998	nL	55-	69
1999	nL	55-	64
2000	nL ... (OT)	66-	71
2000	hL	48-	64

**VMI (82-42)**

1909	aL	9-	15
1910	aW	37-	14
1911	aW	35-	18
1913	aL	16-	33
1914	nW	27-	16
1915	nW	22-	21
1916	hL	19-	25
1917	aW	37-	22
1918	aW	31-	26
1918	hW	29-	22
1919	nL	19-	31
1919	hW	37-	20
1919	nW	30-	24
1920	aL	25-	31
1920	hW	23-	14
1920	nL	26-	28
1921	aL	21-	45
1921	hL	11-	26
1921	nL	25-	27
1922	aL	20-	30
1922	nW	26-	25
1922	hW	27-	19
1923	aW	22-	19
1923	nW	42-	16
1923	hL	20-	21
1924	aL	11-	22
1924	nL	15-	20
1925	aL	29-	30
1925	hW	27-	18
1926	hW	20-	18
1926	aL	19-	26
1927	aW	33-	30
1927	hW	26-	20
1928	hL	11-	29
1928	aL	22-	35
1929	aL	19-	42
1929	hW	33-	23
1930	hW	39-	35
1930	aL	21-	43
1931	hW	28-	27
1931	aL	30-	31
1932	aW	25-	18
1932	hW	23-	18
1933	aW	38-	34
1933	hW	27-	15
1934	hW	22-	19

1934	aL	26-	43
1935	aL	25-	40
1935	hW	25-	24
1936	hW	31-	26
1936	aL	36-	38
1937	aL	22-	30
1937	hW	32-	31
1938	hW	28-	25
1938	aL	23-	29
1939	aL	36-	54
1939	hL	30-	43
1940	hW	40-	32
1940	aL	35-	50
1941	aL	52-	60
1941	hL	31-	33
1942	hW	28-	26
1942	aL	42-	43
1943	aL	33-	43
1943	hL	38-	42
1944	aW	46-	20
1944	hW	39-	17
1945	hW	42-	23
1945	aW	57-	34
1946	hW	58-	28
1946	hW	48-	24
1947	aW	53-	52
1947	hW	47-	41
1948	aW	50-	39
1948	hW	59-	51
1949	hW	66-	53
1949	aW	59-	48
1950	aW	73-	41
1950	hW	78-	58
1951	hW	85-	60
1951	aL	76-	79
1952	aW	73-	54
1952	hL	53-	56
1953	hW	83-	67
1953	aL	64-	90
1954	aL	78-	82
1954	hL	63-	64
1955	aL	74-	76
1955	hW	78-	70
1956	aW	64-	56
1956	hW	95-	56
1957	hW	80-	42
1957	aW	82-	70
1958	aW	86-	63
1958	hW	99-	82
1959	aL	78-	81
1959	hW	118-	60
1960	aW ... (OT)	95-	93
1960	hW	100-	71
1961	hW	78-	63
1961	aW	86-	85
1962	aW	97-	75
1962	hW	85-	71
1962	nW	70-	66
1963	hW	74-	70
1963	aW	77-	66
1972	nL	56-	57
1974	hW	62-	51
1975	aW	96-	64
1978	nW	79-	66
1982	hW	101-	76
1983	aW	72-	54
1983	hW	122-	61
1986	aW	88-	73
1987	hW	99-	68
1989	nW ... (OT)	90-	83
1990	hW	79-	77
1993	hW	75-	44
1993	hW	82-	59
1994	hW	110-	75
1995	hW	99-	67
1997	hL	65-	73
1999	aW	65-	46
2000	hW	92-	68



*The Hokies will play in the Jim Thorpe Association Classic in Louisville this season.*

**Murray State**

First meeting

**Louisville (8-28)**

1979	aL	72-	82
1979	nW	72-	68
1980	hL ... (OT)	54-	56
1980	aL	72-	77
1981	aL	70-	92
1981	hL	66-	71
1981	aL	68-	81
1982	hW ... (OT)	75-	74
1982	aW	78-	76
1983	hL	64-	73
1984	aL	79-	83
1984	hW	76-	74
1984	nW	69-	61
1985	aW	81-	61
1985	hL	65-	70
1986	aL	68-	103
1986	hL	83-	93
1987	aL	62-	84
1987	hL	71-	90
1988	aL	99-	107
1988	hL	82-	87
1989	hL	73-	82

1989	aL	95-	108
1990	aL	69-	96
1990	hL	78-	97
1991	aW	86-	79
1991	hW	72-	56
1992	hL	68-	78
1992	aL	59-	79
1993	hL	65-	76
1993	aL	61-	82
1994	aL	76-	95
1994	hL	63-	74
1994	nL	67-	76
1995	hL	61-	62
1995	aL	74-	78

**Wisconsin-Milwaukee (1-0)**

1977	hW	99-	79
------	----	-----	----

**Western Michigan (0-1)**

1976	nL ... (OT)	67-	77
------	-------------	-----	----

**Radford (2-1)**

1988	hW	70-	56
1997	hW	79-	72
1999	hL	60-	62

# YEAR-BY-YEAR

## VS. 2001-2002 OPPONENTS

### Florida State (15-17)

1968	..... hW	77- 74
1970	..... aL	73- 83
1973	..... hW	91- 82
1974	..... aL	80- 85
1979	..... nW	68- 60
1980	..... aW	79- 77
1980	..... hW	78- 76
1981	..... hW (OT)	80- 70
1981	..... aL	76- 80
1982	..... hL	65- 69
1982	..... aW	77- 76
1983	..... hW	70- 69
1983	..... aL	78- 82
1984	..... aL	57- 58
1984	..... hL	79- 93
1985	..... hW	85- 71
1985	..... aW	87- 75
1985	..... nL	93- 97
1986	..... hW	86- 73
1986	..... aW	92- 84
1986	..... nL	76- 77
1987	..... hW	82- 79
1987	..... aL	78- 107
1988	..... hW	88- 87
1988	..... aL	79- 92
1989	..... hL	97- 100
1989	..... aL	97- 117
1990	..... hL	63- 67
1990	..... aW	84- 74
1991	..... hL	60- 71
1991	..... aL	79- 91

### Connecticut (0-2)

2001	..... aL	72- 85
2001	..... hL	46- 61

### Seton Hall

First meeting

### Miami (1-1)

2001	..... hW	85- 74
2001	..... aL	61- 86

### Villanova (0-5)

1968	..... aL	61- 78
1969	..... hL	57- 70
1986	..... hL	62- 71
2001	..... hL (OT)	83- 85
2001	..... aL	74- 86

### Boston College (1-2)

1981	..... nW	75- 70
2001	..... aL	61- 83
2001	..... hL	59- 83

### Syracuse (2-1)

1976	..... aW	92- 81
1978	..... hW	87- 71
2000	..... aL	68- 88

### St. John's (2-2)

1914	..... aW	16- 15
1950	..... aL	52- 84
2001	..... aL	64- 89
2001	..... hW	65- 59

### Providence (2-2)

1982	..... nW	70- 57
1994	..... aW	91- 78
2001	..... hL	60- 75
2001	..... aL	56- 96



*The Hokies renew their series with Florida State this season in Tallahassee.*

### West Virginia (26-45)

1921	..... aW	37- 24
1928	..... nL	24- 47
1929	..... nL	27- 49
1951	..... aL	67- 78
1951	..... hW	79- 72
1952	..... aL	53- 78
1952	..... hL	82- 99
1953	..... hL	55- 92
1953	..... aL	62- 86
1954	..... aL	68- 111
1954	..... nL	67- 101
1955	..... aL	82- 98
1955	..... hL	61- 64
1956	..... aL	62- 84
1957	..... nL	54- 59
1960	..... nL	72- 82
1961	..... aL	72- 83
1962	..... aL	81- 85
1962	..... hW	85- 82
1962	..... nL	72- 88
1963	..... aL	83- 86
1963	..... hL	76- 79
1964	..... hL	73- 81
1964	..... aL	77- 79
1965	..... hW	82- 74
1965	..... aL	73- 127
1969	..... nL	70- 81
1969	..... aL	77- 82
1970	..... nW	76- 75
1970	..... hW	80- 78
1971	..... nL	82- 93
1971	..... aL	95- 104
1972	..... aW (3OT)	105- 101
1972	..... hL	82- 83

*The Hokies and West Virginia will meet in Morgantown this season in their second BIG EAST Conference match-up.*

1973	..... aW	86- 68
1973	..... hW	76- 53
1974	..... hW	82- 80
1974	..... aL	83- 94
1975	..... aW (OT)	87- 86
1975	..... hW	78- 68
1976	..... hW	114- 80
1976	..... aW	81- 78
1977	..... aL	73- 74
1977	..... hL	78- 86
1978	..... hW	99- 88
1978	..... aL	88- 89
1979	..... aL	82- 83
1979	..... hW	73- 61
1980	..... hW (OT)	73- 71
1980	..... aW	68- 64
1980	..... nW	70- 64
1982	..... nL	67- 75
1983	..... aL (3OT)	86- 90
1984	..... hL	67- 68
1984	..... aW	65- 63
1985	..... hW	76- 69
1986	..... aL	48- 65
1987	..... hW	92- 79
1988	..... aL	52- 101
1989	..... hW (OT)	75- 68
1991	..... aL	68- 94
1991	..... hL	65- 66
1993	..... aL	70- 74
1993	..... nW	63- 58
1994	..... aW	83- 73
1995	..... hW	68- 62
1996	..... aL	65- 76
1997	..... hL	52- 55
1998	..... aL	68- 69
1999	..... hL	58- 61
2001	..... hL	69- 72


### Rutgers

First meeting

# Virginia Tech Record Book



# INDIVIDUAL RECORDS



**Roy Brow (54)**  
*holds the all-time blocked shots mark.*

## GAMES

### Season

Appeared In: 35, by 10 players

Started: 35, by eight players

### Career

Appeared In: 129, Perry Young, 1981-85

Started: 126, Dell Curry, 1982-86; Bobby Beecher, 1982-86

Consecutive Starts: 123, Ace Custis, 1993-97

## MINUTES PLAYED

### Game

Overall: 55, Randy Minix vs. West Virginia, 1-26-72; Dale Solomon vs. William & Mary, 1-21-81; Dell Curry vs. West Virginia, 2-2-83

Virginia, 2-2-83

BIG EAST: 38, Carlton Carter at Pittsburgh, 3-1-01

### Season

Overall: 1,297, Shawn Good and Damon Watlington, 1994-95 (35 games)


Highest Average: 38.6, Jay Purcell, 1991-92 (28 games)

BIG EAST: 472, Brian Chase, 2000-01 (15 games)

### Career

Overall: 4,275, Dell Curry, 1982-86

Highest Average: 35.1, Dale Solomon, 1978-82



**Dell Curry played a school-record 4,275 minutes in his Virginia Tech career.**

## POINTS

### Game

Overall: 52, Allan Bristow vs. Geo. Washington, 2-21-73

Home Court: 52, Allan Bristow vs. Geo. Washington, 2-21-73

Opponent's Court: 41, Chris Smith at VMI, 1-19-60; Dell Curry at Cincinnati, 1-18-86

Neutral Court: 43, Bimbo Coles vs. Virginia, at Richmond Col., 1-25-89

Losing Effort: 43, Bimbo Coles vs. Virginia, 1-25-89

BIG EAST: 28, Brian Chase at Villanova, 1-17-01

NCAA Tournament: 29, Glen Combs vs. Indiana, 3-17-67

NIT: 29, Allan Bristow vs. Alabama, 3-24-73; Perry Young vs. South Alabama, 3-18-84

### Season

Overall: 785, Bimbo Coles, 1989-90 (31 games)

BIG EAST: 199, Brian Chase, 2000-01 (15 games)

Highest Average (overall): 26.6, Bimbo Coles, 1988-89 (27 games)

Double-Figure Games: 34, Dell Curry, 1983-84 (35 games)

\*30-Point Games: 9, Bimbo Coles, 1988-89

40-Point Games: 2, Bimbo Coles, 1988-89

50-Point Games: 1, Allan Bristow, 1972-73; Bimbo Coles, 1987-88

### Career

Overall: 2,484, Bimbo Coles, 1986-90

Highest Average: 23.1, Allan Bristow, 1970-73

Double-Figure Games: 115, Dell Curry, 1982-86

Consecutive Double-Figure Games: 78, Allan Bristow, 1970-73

\*30-Point Games: 21, Bimbo Coles, 1986-90

40-Point Games: 3, Bimbo Coles, 1986-90

50-Point Games: 1, Allan Bristow, 1970-73; Bimbo Coles, 1986-90

## Career Scoring Leaders

Player	Yrs. Played	Pts.	Avg.
Bimbo Coles	1986-90	2484	21.6
Dell Curry	1982-86	2389	18.9
Dale Solomon	1978-82	2136	18.4
Perry Young	1981-85	1899	14.7
Allan Bristow	1970-73	1804	23.1
Bob Ayersman	1957-61	1782	20.5
Ace Custis	1993-97	1706	13.7
Wally Lancaster	1986-89	1696	20.7
Bill Matthews	1952-56	1652	16.5
Chris Smith	1957-61	1635	18.6
Bobby Beecher	1982-86	1548	12.2
Howard Pardue	1961-64	1445	20.0
Shawn Smith	1992-96	1440	12.1
Glen Combs	1965-68	1361	17.9
Les Henson	1976-80	1334	11.5
Duke Thorpe	1973-77	1294	12.2
Bucky Keller	1959-62	1292	18.2
Keith Colbert	1982-86	1290	10.6
Wayne Robinson	1976-80	1283	11.2
Sumner Tilson	1948-51	1256	16.5
Loyd King	1968-71	1248	17.1
Damon Watlington	1992-96	1224	10.4
Jeff Schneider	1978-82	1178	10.2
Rolan Roberts	1997-00	1169	13.6
Dick Sayre	1947-51	1165	11.8
Jay Purcell	1990-94	1075	9.5
Marshall Ashford	1975-79	1058	9.4
Russell Davis	1974-76	1052	19.5
Chris Ellis	1966-69	1050	14.1
Craig Lieder	1971-74	1034	13.6
Shawn Good	1992-96	1008	8.5

\*Games of 40 points or more are not included in these totals.

# INDIVIDUAL RECORDS

## FIELD GOALS

### Game

Made: 22, Allan Bristow vs. Geo. Washington, 2-21-73  
 Attempted: 36 (made 19), Bill Matthews vs. The Citadel, 2-23-56;  
 (made 17), Loyd King vs. N.C. State, 12-12-70  
 Percentage (min. 10 attempts): 1.000, Russell Davis, 15-15, vs.  
 Vermont, 12-31-74  
 3-PT Made: 7, Wally Lancaster vs. San Francisco St., 1-3-87 and  
 Richmond, 2-15-88  
 3-PT Attempted: 20 (made 6), Wally Lancaster vs. Marquette, 2-20-88  
 3-PT Percentage (min. 7 attempts): 1.000, Wally Lancaster, 7-7,  
 vs. San Francisco St., 1-3-87

### Season

Made: 305, Dell Curry, 1985-86 (30 games)  
 Attempted: 693, Bimbo Coles, 1989-90 (31 games)  
 Percentage: .669, Duke Thorpe, 168 of 251, 1975-76  
 3-PT Made: 106, Wally Lancaster, 1987-88 (29 games)  
 3-PT Attempted: 302, Wally Lancaster, 1987-88  
 3-PT Percentage: .467, Wally Lancaster, 78 of 167, 1986-87

### Career

Made: 1,021, Dell Curry, 1982-86  
 Attempted: 2,029, Bimbo Coles, 1986-90  
 Percentage: .604, Duke Thorpe, 529 of 876, 1973-77  
 3-PT Made: 257, Wally Lancaster, 1986-89  
 3-PT Attempted: 694, Wally Lancaster, 1986-89  
 3-PT Percentage: .417, Brian Chase, 123 of 295, 1999-present  
 Consecutive Games with 3-PT Made: 73, Wally Lancaster, 1986-89

## FREE THROWS

### Game

Made: 20, Terry Penn vs. The Citadel, 1-10-57  
 Attempted: 27 (made 18), Bimbo Coles vs. So. Mississippi, 2-6-88  
 Percentage (min. 10 attempts): 1.000, Rod Wheeler,  
 18 of 18 vs. Richmond, 12-28-90  
 Consecutive FTs Made: 18, Terry Penn vs. The Citadel, 1-10-57;  
 Rod Wheeler vs. Richmond, 12-28-90

### Season

Made: 200, Bimbo Coles, 1987-88 (29 games)  
 Attempted: 297, Bill Matthews, 1953-54 (27 games)  
 Percentage: .916, Phil Thieneman, 98 of 107, 1976-77

### Career

Made: 593, Bimbo Coles, 1986-90  
 Attempted: 793, Bimbo Coles, 1986-90  
 Percentage: .842, Phil Thieneman, 139 of 165, 1973-77



*Bimbo Coles is the leading scorer in Virginia Tech history.*



*Terry Penn made a school-record 20 free throws in a 1957 game against The Citadel.*

## REBOUNDS

### Game

Overall: 36, Chris Smith vs. Washington & Lee, 1-9-59  
 BIG EAST: 13, Carlton Carter vs. St. John's, 1-27-01  
 NCAA Tournament: 19, Ken Talley vs. Toledo, 3-11-67  
 NIT: 18, Ace Custis vs. New Mexico St., 3-22-95

### Season

Overall: 495, Chris Smith, 1959-60 (26 games)  
 BIG EAST: 94, Carlton Carter, 2000-01 (16 games)  
 Highest Average: 20.4, Chris Smith, 1958-59 (21 games)

### Career

Overall: 1,508, Chris Smith, 1957-61  
 Highest Average: 17.1, Chris Smith, 1957-61

# INDIVIDUAL RECORDS

## ASSISTS

### Game

Overall: 12, Dave Sensibaugh vs. Oregon, 12-19-75;  
 Bimbo Coles vs. Missouri, 12-16-87;  
 Troy Manns vs. St. Bonaventure, 1-2-97  
 BIG EAST: 8, Carlos Dixon at Villanova, 1-17-01  
 NCAA Tournament: 8, Troy Manns vs. Kentucky, 3-16-96  
 NIT: 8, Dell Curry vs. William & Mary, 3-17-83

### Season

Overall: 192, Dave Sensibaugh, 1975-76 (28 games)  
 BIG EAST: 50, Carlos Dixon, 2000-01 (16 games)  
 Highest Average (overall): 6.9, Dave Sensibaugh, 1975-76

### Career

Overall: 547, Bimbo Coles, 1986-90  
 Highest Average: 4.8, Bimbo Coles, 1986-90

## STEALS

### Game

Overall: 8, Dell Curry vs. Louisville, 1-14-84;  
 Rod Wheeler vs. VCU, 12-11-90  
 BIG EAST: 4, Carlos Dixon at St. John's, 1-3-01;  
 Bryant Matthews vs. Providence, 1-20-01;  
 Brian Chase at Connecticut, 2-3-01

### Season

Overall: 89, Dell Curry, 1983-84 (35 games)  
 BIG EAST: 21, Bryant Matthews, 2000-01 (15 games)  
 Highest Average (overall): 2.6, Dell Curry, 1985-86  
 (30 games)

### Career

Overall: 295, Dell Curry, 1982-86  
 Highest Average: 2.3, Dell Curry, 1982-86

## BLOCKED SHOTS

### Game

Overall: 9, Roy Brow vs. James Madison, 12-6-86 &  
 Baptist College, 12-12-87  
 BIG EAST: 3, Carlton Carter at St. John's, 1-3-01;  
 Carlton Carter at Villanova, 1-17-01; Jon Smith vs.  
 St. John's, 1-27-01; Carlos Dixon at Boston  
 College, 1-31-01

### Season


Overall: 100, by Roy Brow, 1987-88 (28 games)  
 BIG EAST: 23, Carlton Carter, 2000-01 (16 games)

### Career

Overall: 251, Roy Brow, 1984-88  
 Highest Average: 2.4, Roy Brow, 1984-88



*Ace Custis made 123 consecutive starts for the Hokies.*



*Dave Sensibaugh*

## FOULS

### Season

Committed: 117, Bobby Beecher, 1983-84 (35 games)  
 Disqualifications: 9, shared by four players

### Career

Committed: 414, Bobby Beecher, 1982-86  
 Disqualifications: 27, Keith Colbert, 1982-86

## TURNOVERS

### Game

Overall: 11, Bimbo Coles vs. Creighton, 12-30-89  
 BIG EAST: 8, Bryant Matthews vs. Miami, 1-10-01;  
 Carlos Dixon at Georgetown, 1-13-01

### Season

Overall: 113, Dell Curry, 1983-84 (35 games)  
 BIG EAST: 50, Carlos Dixon & Bryant Matthews,  
 2000-01 (16 & 15 games)

### Career

Overall: 388, Dell Curry, 1982-86

# TEAM RECORDS

## POINTS

### Game

Overall: 141, vs. So. Mississippi, 2-6-88  
 Homecourt: 141, vs. So. Mississippi, 2-6-88  
 Opponent's Court: 108, vs. Guilford, 12-14-55  
 Neutral Court: 115, vs. St. Bonaventure, 1-3-76 (Roanoke CC)  
 First Half: 68, vs. South Carolina St., 12-18-82  
 Second Half: 73, vs. Johns Hopkins, 11-30-81  
 Overtime Period: 22, vs. Florida State, 1-12-81  
 Losing Effort: 106, vs. Virginia, 1-25-89  
 BIG EAST: 85, vs. Miami, 1-10-01  
 NCAA Tournament: 89, vs. Western Kentucky, 3-7-80  
 NIT: 92, vs. Notre Dame, 3-25-73  
 Fewest Scored: 7, vs. Washington & Lee, 1-27-23  
 Fewest Allowed: 2, vs. Virginia Christian, 2-9-17  
 Most Allowed: 133, vs. So. Mississippi, 2-6-88  
 Both Teams: 274, vs. So. Mississippi, 141-133, 2-6-88

### Season

Overall: 2,646, 1987-88 team (29 games)  
 BIG EAST: 1035, 2000-01 team (16 games)  
 Highest Average: 91.2, 1987-88 team  
 100-Point Games: 7, 1975-76 team and 1987-88 team  
 Consecutive 100-Point Games: 2, six times  
 100-Point Games Allowed: 7, 1988-89 team

## FIELD GOALS

### Game

Made: 52, vs. VMI, 2-20-59  
 Attempted: 111 (made 37), vs. VMI, 1-25-60  
 Highest Percentage: .722, vs. Syracuse, 39 of 54, 1-28-76  
 Highest Percentage for a Half: .821, vs. Syracuse, 23 of 28, 1-28-76  
 Lowest Percentage: .224, vs. Alabama, 19 of 78, 1-4-61  
 Lowest Percentage for a Half: .194 vs. Marquette, 7 of 36, 2-15-94  
 3-PT Made: 16, vs. Marquette, 1-7-89  
 3-PT Attempted: 36, vs. Marquette, 1-7-89  
 Highest 3-PT Percentage (min. 10 attempts): .692, vs. Florida St., 9 of 13, 2-24-90


### Season

Made: 1,058, 1983-84 team (35 games)  
 Attempted: 2,168, 1989-90 team (31 games)  
 Highest Percentage: .517, 1981-82 team, 1,030 of 1,993  
 Lowest Percentage: .312, 1953-54 team, 575 of 1,845  
 3-PT Made: 199, by 1988-89 team  
 3-PT Attempted: 588, by 1988-89 team  
 Highest 3-PT Percentage: .395, 1995-96 team, 155 of 392  
 Lowest 3-PT Percentage: .300, 1991-92 team, 115 of 383

## Team Marks

Season	W-	L	FG%	FT%	Reb.	Avg.	Pts.	Avg.
1956-57	14-	8	.397	.716	840	38.2	1548	70.4
1957-58	11-	8	.406	.692	860	45.3	1419	74.7
1958-59	16-	5	.433	.695	1205	*57.4	1758	83.7
1959-60	20-	6	.420	.734	*1460	56.2	2127	81.8
1960-61	15-	7	.438	.698	1229	55.9	1874	85.2
1961-62	19-	6	.451	.728	1256	50.2	2047	81.9
1962-63	12-	12	.446	.699	1064	44.3	1758	73.3
1963-64	16-	7	.439	.718	1148	49.9	1813	78.8
1964-65	13-	10	.447	.661	1186	51.6	1878	81.7
1965-66	19-	5	.468	.709	1171	48.8	2051	85.5
1966-67	20-	7	.465	.624	1316	48.7	2130	78.9
1967-68	14-	11	.470	.694	1085	43.4	1954	78.2
1968-69	14-	12	.436	.710	1213	46.7	1956	75.2
1969-70	10-	12	.421	.710	1001	45.5	1600	72.7
1970-71	14-	11	.448	.724	1273	50.9	2047	81.9
1971-72	16-	10	.431	.677	1312	50.5	2004	77.1
1972-73	22-	5	.457	.681	1315	48.7	2309	85.5
1973-74	13-	13	.411	.684	1142	43.9	1975	76.0
1974-75	16-	10	.477	.732	1140	43.8	2090	80.4
1975-76	21-	7	.502	.698	1277	45.6	2441	87.2
1976-77	19-	10	.474	.720	1206	41.6	2342	80.8
1977-78	19-	8	.479	.684	1115	41.3	2314	85.7
1978-79	22-	9	.511	.727	1152	37.2	2547	82.2
1979-80	21-	8	.497	.722	1018	35.1	2175	75.0
1980-81	15-	13	.477	*.750	932	33.3	2034	72.6
1981-82	20-	11	*.517	.698	1020	32.9	2437	78.6
1982-83	23-	11	.503	.708	1130	33.2	2603	76.6
1983-84	22-	13	.508	.682	1120	32.0	2594	74.1
1984-85	20-	9	.500	.683	1122	38.7	2346	80.9
1985-86	22-	9	.499	.731	1105	35.6	2440	78.7
1986-87	10-	18	.435	.664	1073	38.3	2034	72.6
1987-88	19-	10	.444	.686	1244	42.9	*2646	*91.2
1988-89	11-	17	.424	.718	1190	42.5	2441	87.2
1989-90	13-	18	.404	.643	1205	38.9	2384	76.9
1990-91	13-	16	.419	.677	1074	37.0	2133	73.6
1991-92	10-	18	.440	.650	986	35.2	1822	65.1
1992-93	10-	18	.406	.688	969	34.6	1880	67.1
1993-94	18-	10	.437	.685	1065	38.0	2028	72.4
1994-95	*25-	10	.475	.693	1323	37.8	2640	75.4
1995-96	23-	6	.457	.698	1011	34.9	2036	70.2
1996-97	15-	16	.436	.665	999	32.2	1934	62.4
1997-98	10-	17	.370	.675	965	35.7	1787	66.2
1998-99	13-	15	.428	.663	985	35.2	1829	65.3
1999-00	16-	15	.437	.658	1082	34.9	1997	64.4
2000-01	8-	19	.413	.654	935	34.6	1770	65.6

\* Tech record



Brian Chase led the Hokies in scoring last season.

## Highest Scoring Games

### VIRGINIA TECH

Year	Year
141	vs. USM (141-133) 2OT ..... 87-88
127	vs. William & Mary (127-92) ..... 72-73
122	vs. VMI (122-61) ..... 83-84
122	vs. S.C. State (122-73) ..... 82-83
122	vs. Birmingham-So. (122-70) .... 76-77
119	vs. Buffalo State (119-66) ..... 78-79
118	vs. VMI (118-60) ..... 58-59
117	vs. G. Washington (117-89) ..... 72-73
116	vs. Johns Hopkins (116-64) ..... 81-82
116	vs. The Citadel (116-93) ..... 60-61

### OPPONENTS

Year	Year
133	vs. USM (141-133) 2OT ..... 87-88
127	at USM (102-127) ..... 87-88
127	at West Virginia (72-127) ..... 64-65
125	at Furman (87-125) ..... 54-55
120	at Houston (79-120) ..... 67-68
117	at Florida State (97-117) ..... 88-89
114	at N.C. State (66-114) ..... 50-51
113	vs. Virginia (106-113) ..... 88-89
113	at Marshall (57-113) ..... 52-53
112	at Memphis (104-112) ..... 87-88

# TEAM RECORDS

## FREE THROWS

### Game

Made: 52, vs. William & Mary, 2-16-57  
 Attempted: 63, vs. William & Mary, 2-16-57  
 Highest Percentage (min. 10 attempts): 1.000,  
 vs. North Carolina, 13 of 13, 2-17-75; (min. 20  
 attempts): .957, vs. Dayton, 22 of 23, 12-17-76  
 Lowest Percentage (min. 1 made): .125, vs. East  
 Carolina, 1 of 8, 2-18-67

### Season

Made: 576, 1994-95 team (35 games)  
 Attempted: 906 (made 535), 1953-54 team  
 (27 games)  
 Highest Percentage: .750, 1980-81 team,  
 464 of 619  
 Lowest Percentage: .572, 1948-49 team,  
 298 of 521

## REBOUNDS

### Game

Overall: 83, vs. VMI, 2-19-61  
 BIG EAST: 38, vs. West Virginia, 2-14-01  
 NCAA Tournament: 55, vs. Indiana, 3-17-67  
 NIT: 52, vs. Notre Dame, 3-25-73  
 Fewest: 15, vs. Tulane, 3-8-84

### Season

Overall: 1,461, 1959-60 team (26 games)  
 BIG EAST: 534, 2000-01 team (16 games)  
 Highest Average: 57.4, 1958-59 team (21 games)  
 Lowest Average: 32.0, 1983-84 team (35 games)  
 Highest Margin: +13.9, 1958-59 team  
 Lowest Margin: -6.0, 1992-93 team

## ASSISTS

### Game

Overall: 31, vs. South Carolina St., 12-18-82  
 BIG EAST: 15, vs. St. John's, 1-27-01; vs.  
 Boston College, 2-10-01  
 NCAA Tournament: 16, vs. Kentucky, 3-16-96  
 NIT: 23, vs. William & Mary, 3-17-83


### Season

Overall: 561, 1982-83 team (34 games)  
 BIG EAST: 186, 2000-01 team (16 games)

## STEALS

### Game

Overall: 19, vs. Memphis St., 1-31-83 and  
 South Carolina, 1-12-85 and UNC  
 Asheville, 11-29-99  
 BIG EAST: 16, at Villanova, 1-17-01



*Tech's all-time rebound leader Chris Smith helped the 1958-59 team post a school-record 57.4 rebounds per game.*

## STEALS

### Season

Overall: 327, 1983-84 team  
 (35 games)  
 BIG EAST: 123, 2000-01 team  
 (16 games)

## BLOCKED SHOTS

### Game

Overall: 15, vs. Coastal Carolina, 12-4-93  
 BIG EAST: 9, at Villanova, 1-17-01

### Season

Overall: 160, 1987-88 team (29 games)  
 BIG EAST: 73, 2000-01 team (16 games)

## FOULS

### Game

Overall: 39, vs. N.C. State, 12-12-70  
 BIG EAST: 31, at Georgetown, 1-13-01  
 Disqualifications: 6, vs. N.C. State, 12-12-70  
 and Louisville, 2-10-86

### Season

Overall: 724, 1982-83 team (34 games)  
 BIG EAST: 320, 2000-01 team (16 games)  
 Disqualifications: 34, 1987-88 team

## TURNOVERS

### Game

Overall: 40, vs. Austin Peay, 12-7-74  
 BIG EAST: 30, at Boston College, 1-31-01  
 Fewest: 4, vs. Memphis State, 1-8-82 and  
 Florida Atlantic, 12-28-93

### Season

Overall: 547, 1978-79 team (31 games)  
 BIG EAST: 298, 2000-01 team (16 games)  
 Fewest: 345, 1995-96 team (29 games)  
 Best Margin: +4.8, 1987-88 team (29 games);  
 1989-90 team (31 games)  
 Worst Margin: -3.6, 2000-01 team (27 games)

## MISCELLANEOUS RECORDS

### Game

Biggest Victory Margin: 81, vs. Washington &  
 Lee, 105-24, 1-9-59  
 Biggest Margin of Defeat: 56, vs. Marshall,  
 113-57, 12-9-52  
 Most Overtimes: 3, vs. West Virginia, 1-26-72;  
 William & Mary, 1-21-81; West Virginia, 2-2-83  
 Most Double Figure Scorers: 7, vs. Johns  
 Hopkins, 11-30-81  
 Most Double Figure Rebounders: 4, vs. VMI,  
 3-2-62

### Season

Most Wins: 25, 1994-95 team (35 games)  
 Fewest Losses: 0, 1909-10 team (11 games)  
 Highest Won-Loss Percentage: 1.000,  
 1909-10 team, 11-0  
 Most Losses: 24, 1953-54 team (27 games)  
 Fewest Wins: 1, 1933-34 (16 games)  
 Lowest Won-Loss Percentage: .063,  
 1933-34 team, 1-15  
 Most Consecutive Wins (single season):  
 12, 1917-1918 team, 15-5  
 Most Consecutive Wins (over two seasons):  
 19, 1909-11 and 1917-19  
 Most Consecutive Losses: 18, 1954-55 team  
 Most Consecutive Winning Seasons: 12,  
 1974-86  
 Most Consecutive Losing Seasons: 18, 1923-41  
 Most Consecutive Non-Losing Seasons:  
 16, 1970-86

## Largest Margin of Victory

VIRGINIA TECH	Year	OPPONENTS	Year
81 vs. W & L (105-24)	58-59	56 at Marshall (57-113)	52-53
62 vs. CCNY (113-51)	78-79	55 at West Virginia (72-127)	64-65
61 vs. VMI (122-61)	83-84	54 vs. Duke (53-107)	53-54
59 vs. Hampden-Sydney (67-8)	19-20	52 at EKU (43-95)	51-52
58 vs. VMI (118-60)	58-59	49 at West Virginia (52-101)	88-89
57 vs. Va. Christian (59-2)	16-17	48 vs. Virginia (59-107)	54-55
56 vs. The Citadel (103-47)	55-56	48 at N.C. State (66-114)	50-51
56 at Roanoke (62-8)	10-11	46 at GWU (59-105)	52-53
56 vs. Roanoke (65-9)	10-11	45 vs. N.C. State (51-96)	53-54
56 vs. Davidson (68-12)	09-10	44 at GWU (30-74)	39-40



# YEAR-BY-YEAR LEADERS

## POINTS

Season	Name, Position	Pts.
1956-57	Abe Coates, C	354
1957-58	Bob Ayersman, F	393
1958-59	Bob Ayersman, F	556
1959-60	Chris Smith, C	577
1960-61	Chris Smith, C	438
1961-62	Bucky Keller, G	543
1962-63	Howard Pardue, F	446
1963-64	Howard Pardue, F	472
1964-65	John Wetzel, F	330
1965-66	John Wetzel, F	445
1966-67	Glen Combs, G	577
1967-68	Glen Combs, G	522
1968-69	Chris Ellis, G	514
1969-70	Lloyd King, G	430
1970-71	Lloyd King, G	532
1971-72	Allan Bristow, F	650
1972-73	Allan Bristow, C	644
1973-74	Craig Lieder, F	444
1974-75	Russell Davis, F	490
1975-76	Russel Davis, F	562
1976-77	Duke Thorpe, F	453
1977-78	Ron Bell, G	441
1978-79	Dale Solomon, C	534
1979-80	Dale Solomon, F	485
1980-81	Dale Solomon, C	589
1981-82	Dale Solomon, C	528
1982-83	Perry Young, F	548
1983-84	Dell Curry, G	674
1984-85	Perry Young, F	536
1985-86	Dell Curry, G	722
1986-87	Wally Lancaster, G	462
1987-88	Bimbo Coles, G	702
1988-89	Bimbo Coles, G	717
1989-90	Bimbo Coles, G	*785
1990-91	Antony Moses, G-F	465
1991-92	Thomas Elliott, F	337
1992-93	Thomas Elliott, F	321
1993-94	Jay Purcell, G	372
1994-95	Shawn Smith, F	560
1995-96	Ace Custis, F	390
1996-97	Ace Custis, F	456
1997-98	Rolan Roberts, F	366
1998-99	Eddie Lucas, G	418
1999-00	Dennis Mims, F	412
2000-01	Brian Chase, G	297

## SCORING AVERAGE

Season	Name, Position	Avg.
1956-57	Abe Coates, C	16.1
1957-58	Bob Ayersman, F	20.7
1958-59	Bob Ayersman, F	26.5
1959-60	Chris Smith, C	22.2
1960-61	Chris Smith, C	19.9
1961-62	Bucky Keller, G	21.7
1962-63	Howard Pardue, F	18.6
1963-64	Howard Pardue, F	20.5
1964-65	John Wetzel, F	14.3
1965-66	John Wetzel, F	18.5
1966-67	Glen Combs, G	21.3
1967-68	Glen Combs, G	20.9
1968-69	Chris Ellis, G	19.7
1969-70	Lloyd King, G	19.3
1970-71	Lloyd King, G	21.3
1971-72	Allan Bristow, F	25.0

1972-73	Allan Bristow, C	23.9
1973-74	Craig Lieder, F	17.8
1974-75	Russell Davis, F	18.8
1975-76	Russell Davis, F	20.1
1976-77	Duke Thorpe, F	15.6
1977-78	Ron Bell, G	16.3
1978-79	Dale Solomon, C	17.8
1979-80	Dale Solomon, F	16.7
1980-81	Dale Solomon, C	21.0
1981-82	Dale Solomon, C	18.2
1982-83	Perry Young, F	16.1
1983-84	Dell Curry, G	19.3
1984-85	Perry Young, F	18.5
1985-86	Dell Curry, G	24.1
1986-87	Wally Lancaster, G	17.1
1987-88	Bimbo Coles, G	24.2
1988-89	Bimbo Coles, G	*26.6
1989-90	Bimbo Coles, G	25.3
1990-91	Antony Moses, G-F	16.0
1991-92	Thomas Elliott, F	12.0
1992-93	Thomas Elliott, F	11.9
1993-94	Jay Purcell, G	13.3
1994-95	Shawn Smith, F	16.0
1995-96	Ace Custis, F	13.4
1996-97	Ace Custis, F	14.7
1997-98	Rolan Roberts, F	13.6
1998-99	Eddie Lucas, G	14.9
1999-00	Dennis Mims, F	14.2
2000-01	Brian Chase, G	12.9

## FIELD GOALS MADE

Season	Name, Position	FGs
1956-57	Abe Coates, C	113
1957-58	Bob Ayersman, F	146
1958-59	Bob Ayersman, F	204
1959-60	Chris Smith, C	209
1960-61	Chris Smith, C	169
1961-62	Howard Pardue, F	220
1962-63	Howard Pardue, F	190
1963-64	Howard Pardue, F	195
1964-65	John Wetzel, F	135
1965-66	John Wetzel, F	161
1966-67	Glen Combs, G	240
1967-68	Glen Combs, G	221
1968-69	Chris Ellis, G	217
1969-70	Lloyd King, G	170
1970-71	Lloyd King, G	204
1971-72	Allan Bristow, F	246
1972-73	Allan Bristow, C	261
1973-74	Craig Lieder, F	168
1974-75	Russell Davis, F	189
1975-76	Russell Davis, F	209
1976-77	Duke Thorpe, F	178
1977-78	Ron Bell, G	178
1978-79	Dale Solomon, C	205
1979-80	Dale Solomon, F	194
1980-81	Dale Solomon, C	211
1981-82	Dale Solomon, C	215
1982-83	Perry Young, F	213
1983-84	Dell Curry, G	293
1984-85	Dell Curry, G	225
1985-86	Dell Curry, G	*305
1986-87	Wally Lancaster, G	166
1987-88	Bimbo Coles, G	241
1988-89	Bimbo Coles, G	249
1989-90	Bimbo Coles, G	280
1990-91	Antony Moses, G-F	179

1991-92	Thomas Elliott, F	124
1992-93	Thomas Elliott, F	112
1993-94	Ace Custis, F	127
1994-95	Ace Custis, F	215
1995-96	Ace Custis, F	155
1996-97	Ace Custis, F	163
1997-98	Rolan Roberts, F	143
1998-99	Rolan Roberts, F	151
1999-00	Dennis Mims, F	160
2000-01	Carlos Dixon, G	97

## FIELD GOAL PERCENTAGE

Season	Name, Position	FG%
1956-57	Larry Hemmings, F	.410
1957-58	Chris Smith, C	.515
1958-59	Chris Smith, C	.502
1959-60	Chris Smith, C	.487
1960-61	Chris Smith, C	.506
1961-62	Frank Alvis, G	.500
1962-63	Frank Alvis, G	.481
1963-64	John Wetzel, F	.481
1964-65	John Wetzel, F	.521
1965-66	Ted Ware, F	.522
1966-67	Ted Ware, C	.556
1967-68	Glen Combs, G	.501
1968-69	Dan Wetzel, C	.467
1969-70	Lloyd King, G	.455
1970-71	Charlie Lipscomb, C	.490
1971-72	Randy Minix, G	.514
1972-73	Craig Lieder, F	.530
1973-74	Duke Thorpe, F	.543
1974-75	Duke Thorpe, F	.546
1975-76	Duke Thorpe, F	*.657
1976-77	Duke Thorpe, F	.603
1977-78	Tic Price, F	.529
1978-79	Dale Solomon, C	.566
1979-80	Dale Solomon, F	.564
1980-81	Dale Solomon, C	.549
1981-82	Dale Solomon, C	.592
1982-83	Bobby Beecher, C	.570
1983-84	Perry Young, F	.570
1984-85	Al Young, G	.538
1985-86	Dell Curry, G	.529
1986-87	Roy Brow, C	.515
1987-88	Greg Brink, F-C	.537
1988-89	Eric Sanders, C	.488
1989-90	David Herbster, C	.481
1990-91	Thomas Elliott, F	.505
1991-92	Erik Wilson, C	.474
1992-93	Shawn Smith, C	.486
1993-94	Ace Custis, F	.523
1994-95	Shawn Good, G	.537
1995-96	Ace Custis, F	.506
1996-97	Keefe Matthews, C	.468
1997-98	Rolan Roberts, F	.534
1998-99	Rolan Roberts, F	.472
1999-00	Dennis Mims, F	.526
2000-01	Mibindo Dongo, F	.556

## FREE THROWS MADE

Season	Name, Position	FTs
1956-57	Abe Coates, C	128
1957-58	Bob Ayersman, F	101
1958-59	Bob Ayersman, F	148
1959-60	Chris Smith, C	159



Dale Solomon is the last player to lead Virginia Tech in scoring four straight seasons.

1960-61	Bob Ayersman, F	105
1961-62	Bucky Keller, G	169
1962-63	Berry Benfield, C	85
1963-64	Paul Long, G	87
1964-65	John Wetzel, F	64
1965-66	John Wetzel, F	123
1966-67	Glen Combs, G	96
1967-68	Wayne Mallard, G	90
1968-69	Dan Wetzel, C	82
1969-70	Lloyd King, G	90
1970-71	Allan Bristow, F	140
1971-72	Allan Bristow, F	158
1972-73	Allan Bristow, C	122
1973-74	Craig Lieder, F	107
1974-75	Russell Davis, F	112
1975-76	Russell Davis, F	144
1976-77	Phil Thieneman, F	98
1977-78	Ron Bell, G	85
1978-79	Dale Solomon, C	124
1979-80	Wayne Robinson, C	114
1980-81	Dale Solomon, C	167
1981-82	Dale Solomon, C	98
1982-83	Perry Young, F	122
1983-84	Perry Young, F	162
1984-85	Perry Young, F	122
1985-86	Dell Curry, G	112
1986-87	Bimbo Coles, G	78
1987-88	Bimbo Coles, G	*200
1988-89	Bimbo Coles, G	157
1989-90	Bimbo Coles, G	158
1990-91	Rod Wheeler, G	109
1991-92	Thomas Elliott, F	60
1992-93	Thomas Elliott, F	86
1993-94	Shawn Smith, F	80
1994-95	Shawn Smith, F	137
1995-96	Shawn Smith, F	100
1996-97	Ace Custis, F	119
1997-98	Rolan Roberts, F	74
1998-99	Rolan Roberts, F	83
1999-00	Dennis Mims, F	92
2000-01	Bryant Matthews, F	64

*Continued on following page*

# YEAR-BY-YEAR LEADERS

## FREE THROW PERCENTAGE

Season	Name, Position	FT%
1956-57	Dave Kuhn, F	.790
1957-58	Earl Gilbert, G	.760
1958-59	Bob Ayersman, F	.755
1959-60	Lewis Mills, G	.784
1960-61	Lee Melear, G	.823
1961-62	Bucky Keller, G	.820
1962-63	Howard Pardue, F	.825
1963-64	Howard Pardue, F	.872
1964-65	Mickey McDade, G	.756
1965-66	John Wetzel, F	.866
1966-67	Glen Combs, G	.800
1967-68	Wayne Mallard, G	.818
1968-69	Chris Ellis, G	.816
1969-70	Tom Trice, F	.754
1970-71	Loyd King, G	.825
1971-72	Craig Lieder, F	.776
1972-73	Craig Lieder, F	.817
1973-74	Craig Lieder, F	.823
1974-75	Russell Davis, F	.836
1975-76	Russell Davis, F	.778
1976-77	Phil Thieneman, F	*.916
1977-78	Les Henson, F	.727
1978-79	Les Henson, F	.821
1979-80	Wayne Robinson, C	.781
1980-81	Dale Solomon, C	.852
1981-82	Jeff Schneider, G	.810
1982-83	Bobby Beecher, C	.913
1983-84	Bobby Beecher, F	.774
1984-85	Dell Curry, G	.758
1985-86	Bobby Beecher, F	.800
1986-87	Tim Anderson, F	.731
1987-88	Wally Lancaster, G	.742
1988-89	Wally Lancaster, G	.797
1989-90	Rod Wheeler, G	.779
1990-91	Rod Wheeler, G	.826
1991-92	Thomas Elliott, F	.723

1992-93	Jim Jackson, F	.782
1993-94	Jim Jackson, F	.802
1994-95	David Jackson, F	.798
1995-96	D. Watlington, G	.815
1996-97	Troy Manns, G	.791
1997-98	Brendan Dunlop, G	.767
1998-99	Eddie Lucas, G	.855
1999-00	Brian Chase, G	.756
2000-01	Brian Chase, G	.810


## REBOUNDS

Season	Name, Position	Rebs.
1956-57	Abe Coates, C	314
1957-58	Chris Smith, C	222
1958-59	Chris Smith, C	429
1959-60	Chris Smith, C	*495
1960-61	Chris Smith, C	362
1961-62	Howard Pardue, F	265
1962-63	Howard Pardue, F	232
1963-64	Howard Pardue, F	204
1964-65	Bob King, C	190
1965-66	John Wetzel, F	212
1966-67	Ken Talley, C	301
1967-68	Ted Ware, C	230
1968-69	Dan Wetzel, C	224
1969-70	Charlie Lipscomb, C	229
1970-71	Allan Bristow, F	327
1971-72	Allan Bristow, F	348
1972-73	Allan Bristow, C	312
1973-74	Craig Lieder, F	202
1974-75	Kyle McKee, C	221
1975-76	Russell Davis, F	210
1976-77	Duke Thorpe, F	240
1977-78	Wayne Robinson, C	249
1978-79	Wayne Robinson, F	283
1979-80	Wayne Robinson, C	238
1980-81	Calvin Oldham, F	225
1981-82	Calvin Oldham, F	226
1982-83	Bobby Beecher, C	209

1983-84	Perry Young, F	234
1984-85	Perry Young, F	215
1985-86	Bobby Beecher, F	246
1986-87	Tim Anderson, F	249
1987-88	Greg Brink, F-C	212
1988-89	John Rivers, F	216
1989-90	John Rivers, F	216
1990-91	John Rivers, F	251
1991-92	John Rivers, F	220
1992-93	Thomas Elliott, F	186
1993-94	Ace Custis, F	255
1994-95	Ace Custis, F	369
1995-96	Ace Custis, F	275
1996-97	Ace Custis, F	278
1997-98	Rolan Roberts, F	172
1998-99	Rolan Roberts, F	164
1999-00	Dennis Mims, F	220
2000-01	Bryant Matthews, F	136

## REBOUND AVERAGE

Season	Name, Position	Avg.
1956-57	Abe Coates, C	14.3
1957-58	Chris Smith, C	11.7
1958-59	Chris Smith, C	*20.4
1959-60	Chris Smith, C	19.0
1960-61	Chris Smith, C	16.5
1961-62	Howard Pardue, F	10.6
1962-63	Howard Pardue, F	9.7
1963-64	Howard Pardue, F	8.9
1964-65	Bob King, C	8.6
1965-66	John Wetzel, F	8.8
1966-67	Ken Talley, C	11.1
1967-68	Ted Ware, C	9.2
1968-69	Dan Wetzel, C	8.6
1969-70	Charlie Lipscomb, C	10.4
1970-71	Allan Bristow, F	13.1
1971-72	Allan Bristow, F	13.4
1972-73	Allan Bristow, C	11.6
1973-74	Craig Lieder, F	8.1



Forward Perry Young led the Hokies in many statistical categories during the 1980s.

## Records by Class


	Freshman	Sophomore	Junior	Senior
<b>Points</b>	534 Dale Solomon, 1978-79	702 Bimbo Coles, 1987-88	717 Bimbo Coles, 1988-89	785 Bimbo Coles, 1989-90
<b>Scoring Average</b>	20.7 Bob Ayersman, 1957-58	26.5 Bob Ayersman, 1958-59	26.6 Bimbo Coles, 1988-89	25.3 Bimbo Coles, 1989-90
<b>FG Made</b>	205 Dale Solomon, 1978-79	293 Dell Curry, 1983-84	249 Bimbo Coles, 1988-89	305 Dell Curry, 1985-86
<b>FG Attempted</b>	417 Dell Curry, 1982-83	561 Dell Curry, 1983-84	561 Wally Lancaster, 1987-88	693 Bimbo Coles, 1989-90
<b>FG Percentage</b>	.570 Bobby Beecher, 1982-83	.564 Dale Solomon, 1979-80	.669 Duke Thorpe, 1975-76	.603 Duke Thorpe, 1976-77
<b>FT Made</b>	124 Dale Solomon, 1978-79	200 Bimbo Coles, 1987-88	167 Dale Solomon, 1980-81	169 Bucky Keller, 1961-62
<b>FT Attempted</b>	163 Dale Solomon, 1978-79	297 Bill Matthews, 1953-54	240 Perry Young, 1983-84	214 Bimbo Coles, 1989-90
<b>FT Percentage</b>	.913 Bobby Beecher, 1982-83	.844 Paul Long, 1963-64	.852 Dale Solomon, 1980-81	.916 Phil Thieneman, 1976-77
<b>Rebounds</b>	255 Ace Custis, 1993-94	429 Chris Smith, 1958-59	495 Chris Smith, 1959-60	362 Chris Smith, 1960-61
<b>Rebound Average</b>	11.7 Chris Smith, 1957-58	20.4 Chris Smith, 1958-59	19.0 Chris Smith, 1959-60	16.5 Chris Smith, 1960-61
<b>Fouls</b>	110 Bobby Beecher, 1982-83	117 Bobby Beecher, 1983-84	111 Les Henson, 1978-79	101 Bobby Beecher, 1985-86
<b>Disqualifications</b>	5 by four players	9 Wayne Robinson, 1977-78	9 Charlie Lipscomb, 1970-71 Tic Price, 1977-78	9 Dan Wetzel, 1968-69
<b>Assists</b>	112 Bimbo Coles, 1986-87	172 Bimbo Coles, 1987-88	141 Bimbo Coles, 1988-89	192 Dave Sensibaugh, 1975-76
<b>Blocked Shots</b>	60 Rolan Roberts, 1997-98	58 Dennis Mims, 1999-00	86 Roy Brow, 1986-87	100 Roy Brow, 1987-88
<b>Steals</b>	58 Dell Curry, 1982-83	89 Dell Curry, 1983-84	69 Dell Curry, 1984-85	79 Dell Curry, 1985-86
<b>Games Played</b>	34 Bobby Beecher, 1982-83	35 by three players	35 by six players	34 Reggie Steppe, 1982-83
<b>Minutes Played</b>	1024 Dell Curry, 1982-83	1254 Ace Custis, 1994-95	1297 Damon Watlington, 1994-95 Shawn Good, 1994-95	1166 Bimbo Coles, 1989-90

1974-75	Kyle McKee, C	8.5
1975-76	Russell Davis, F	7.5
1976-77	Duke Thorpe, F	8.3
1977-78	Wayne Robinson, C	9.2
1978-79	Wayne Robinson, F	9.1
1979-80	Wayne Robinson, C	8.2
1980-81	Calvin Oldham, F	8.0
1981-82	Calvin Oldham, F	7.3
1982-83	Bobby Beecher, C	6.1
1983-84	Perry Young, F	6.7
1984-85	Perry Young, F	7.4
1985-86	Bobby Beecher, F	7.9
1986-87	Tim Anderson, F	8.9
1987-88	Greg Brink, F-C	7.3
1988-89	John Rivers, F	7.7
1989-90	John Rivers, F	7.0
1990-91	John Rivers, F	9.0
1991-92	John Rivers, F	8.1
1992-93	Thomas Elliott, F	6.9
1993-94	Ace Custis, F	9.1
1994-95	Ace Custis, F	10.5
1995-96	Ace Custis, F	9.5
1996-97	Ace Custis, F	9.0
1997-98	Rolan Roberts, F	6.4
1998-99	Rolan Roberts, F	5.9

1999-00	Dennis Mims, F	7.6
2000-01	Carlton Carter, C	6.2

### ASSISTS

Season	Name, Position	Asts.
1979-80	Dexter Reid, G	93
1980-81	Jeff Schneider, G	70
1981-82	Jeff Schneider, G	120
1982-83	Al Young, G	138
1983-84	Al Young, G	134
1984-85	Al Young, G	118
1985-86	Dell Curry, G	113
1986-87	Bimbo Coles, G	112
1987-88	Bimbo Coles, G	172
1988-89	Bimbo Coles, G	141
1989-90	Bimbo Coles, G	122
1990-91	Rod Wheeler, G	91
1991-92	Jay Purcell, G	119
1992-93	Jay Purcell, G	101
1993-94	Jay Purcell, G	91
1994-95	D. Watlington, G	108
	Shawn Good, G	108
1995-96	Shawn Smith, F	81
1996-97	Troy Manns, G	138



Jimmy Carruth



Carlos Dixon

1997-98	Jenis Grindstaff, G	94
1998-99	Brendan Dunlop, G	111
1999-00	Brendan Dunlop, G	103
2000-01	Carlos Dixon, G	77

### STEALS

Season	Name, Position	Stls.
1979-80	Reggie Steppe, G	33
1980-81	Reggie Steppe, G	58
1981-82	Reggie Steppe, G	63
1982-83	Dell Curry, G	58
1983-84	Dell Curry, G	89
1984-85	Al Young, G	71
1985-86	Dell Curry, G	79
1986-87	Tim Anderson, F	51
1987-88	Bimbo Coles, G	60
1988-89	Bimbo Coles, G	52
1989-90	Bimbo Coles, G	70
1990-91	Rod Wheeler, G	52
1991-92	Jay Purcell, G	43
1992-93	Jay Purcell, G	41
1993-94	Ace Custis, F	43
1994-95	Shawn Good, G	56
1995-96	Ace Custis, F	50
1996-97	Ace Custis, F	53
1997-98	Brendan Dunlop, G	40
1998-99	Brendan Dunlop, G	38
	Rolan Roberts, F	38
1999-00	Brendan Dunlop, G	43
2000-01	Carlos Dixon, G	47

### BLOCKED SHOTS

Season	Name, Position	Blks.
1979-80	Wayne Robinson, C	42
1980-81	Calvin Oldham, C	19
1981-82	Dale Solomon, F	16
1982-83	Bobby Beecher, C	56
1983-84	Bobby Beecher, C	44
1984-85	Roy Brow, C	34
1985-86	Bobby Beecher, C	42
1986-87	Roy Brow, C	86
1987-88	Roy Brow, C	100
1988-89	Eric Sanders, F	18
1989-90	John Rivers, F	25
1990-91	Jimmy Carruth, C	55
1991-92	Jimmy Carruth, C	42
1992-93	Jimmy Carruth, C	49
1993-94	Jimmy Carruth, C	68
1994-95	Shawn Smith, F	33
1995-96	Ace Custis, F	30
1996-97	Ace Custis, F	22
1997-98	Rolan Roberts, F	60
1998-99	Rolan Roberts, F	57
1999-00	Dennis Mims, F	58
2000-01	Carlton Carter, C	29

\*Tech record  
All players must meet NCAA minimums

## POINTS SCORED

Season	
1 - Bimbo Coles (1989-90)	785
2 - Dell Curry (1985-86)	722
3 - Bimbo Coles (1988-89)	717
4 - Bimbo Coles (1987-88)	702
5 - Wally Lancaster (1987-88)	679
6 - Dell Curry (1983-84)	674
7 - Allan Bristow (1971-72)	650
8 - Allan Bristow (1972-73)	644
9 - Perry Young (1983-84)	640
10 - Sumner Tilson (1950-51)	589
Dale Solomon (1980-81)	589

Career	
1 - Bimbo Coles (1986-90)	2484
2 - Dell Curry (1982-86)	2389
3 - Dale Solomon (1978-82)	2136
4 - Perry Young (1981-85)	1899
5 - Allan Bristow (1970-73)	1804
6 - Bob Ayersman (1957-61)	1782
7 - Ace Custis (1993-97)	1706
8 - Wally Lancaster (1986-89)	1696
9 - Bill Matthews (1952-56)	1652
10 - Chris Smith (1957-61)	1635

## SCORING AVERAGE

Season	
1 - Bimbo Coles (1988-89)	26.6
2 - Bob Ayersman (1958-59)	26.5
3 - Bimbo Coles (1989-90)	25.3
4 - Allan Bristow (1971-72)	25.0
5 - Bimbo Coles (1987-88)	24.2
6 - Dell Curry (1985-86)	24.1
7 - Allan Bristow (1972-73)	23.9
8 - Wally Lancaster (1987-88)	23.4
9 - Chris Smith (1959-60)	22.2
10 - Bucky Keller (1961-62)	21.7

Career	
1 - Allan Bristow (1970-73)	23.1
2 - Bimbo Coles (1986-90)	21.6
3 - Wally Lancaster (1986-89)	20.7
4 - Bob Ayersman (1957-61)	20.5
5 - Howard Pardue (1961-64)	20.0
6 - Russell Davis (1974-76)	19.5
7 - Dell Curry (1982-86)	18.9
8 - Chris Smith (1957-61)	18.6
9 - Dale Solomon (1978-82)	18.4
10 - Bucky Keller (1959-62)	18.2

## FIELD GOALS MADE

Season	
1 - Dell Curry (1985-86)	305
2 - Dell Curry (1983-84)	293
3 - Bimbo Coles (1989-90)	280
4 - Allan Bristow (1972-73)	261
5 - Bimbo Coles (1988-89)	249
6 - Allan Bristow (1971-72)	246
7 - Bimbo Coles (1987-88)	241
8 - Glen Combs (1966-67)	240
9 - Perry Young (1983-84)	239
Wally Lancaster (1987-88)	239

Career	
1 - Dell Curry (1982-86)	1021
2 - Bimbo Coles (1986-90)	871
3 - Dale Solomon (1978-82)	825
4 - Perry Young (1981-85)	722
5 - Allan Bristow (1970-73)	692
6 - Bob Ayersman (1957-61)	660
Ace Custis (1993-97)	660
8 - Bobby Beecher (1982-86)	640
9 - Chris Smith (1957-61)	619
10 - Bill Matthews (1952-56)	606

## FIELD GOAL PERCENTAGE

Season	
1 - Duke Thorpe (1975-76)	.657
2 - Duke Thorpe (1976-77)	.603
3 - Dale Solomon (1981-82)	.592
4 - Bobby Beecher (1982-83)	.570
Perry Young (1983-84)	.570
6 - Al Young (1983-84)	.568
7 - Dale Solomon (1978-79)	.566
8 - Dale Solomon (1979-80)	.564
9 - Ted Ware (1965-66)	.556
10 - Dale Solomon (1981-82)	.549

Career	
1 - Duke Thorpe (1973-77)	.600
2 - Dale Solomon (1978-82)	.567
3 - Al Young (1981-85)	.548
4 - Calvin Oldham (1980-82)	.532
5 - Russell Davis (1974-76)	.525
6 - Ted Ware (1965-68)	.524
7 - Wayne Robinson (1976-80)	.517
Les Henson (1976-80)	.517
Perry Young (1981-85)	.517
10 - Bobby Beecher (1982-86)	.516

## FREE THROWS MADE


Season	
1 - Bimbo Coles (1987-88)	200
2 - Sumner Tilson (1950-51)	191
3 - Bucky Keller (1961-62)	169
4 - Dale Solomon (1980-81)	167
5 - Perry Young (1983-84)	162
6 - Chris Smith (1959-60)	159
7 - Allan Bristow (1971-72)	158
Bimbo Coles (1989-90)	158
9 - Bimbo Coles (1988-89)	157
10 - Sumner Tilson (1949-50)	150

Career	
1 - Bimbo Coles (1986-90)	593
2 - Dale Solomon (1978-82)	486
3 - Bob Ayersman (1957-61)	462
4 - Perry Young (1981-85)	455
5 - Bill Matthews (1952-56)	440
6 - Allan Bristow (1970-73)	420
7 - Chris Smith (1957-61)	398
8 - Sumner Tilson (1948-51)	386
9 - Shawn Smith (1992-96)	379
10 - Ace Custis (1993-97)	364


## FREE THROW PERCENTAGE

Season (Min. 60 attempts)	
1 - Phil Thieneman (1976-77)	.916
2 - Bobby Beecher (1982-83)	.913
3 - Howard Pardue (1963-64)	.872
4 - John Wetzel (1965-66)	.866
5 - Eddie Lucas (1998-99)	.855
6 - Dale Solomon (1980-81)	.852
7 - Dell Curry (1982-83)	.850
8 - Paul Long (1963-64)	.844
9 - Russell Davis (1974-75)	.836
10 - Rod Wheeler (1990-91)	.826

Career	
1 - Phil Thieneman (1974-77)	.842
2 - Howard Pardue (1961-64)	.827
3 - Eddie Lucas (1997-99)	.817
4 - Craig Lieder (1971-74)	.811
5 - Bobby Beecher (1982-86)	.807
6 - Russell Davis (1974-76)	.803
7 - John Wetzel (1963-66)	.799
8 - Loyd King (1968-71)	.794
9 - Lee Melear (1960-63)	.789
10 - Dell Curry (1982-86)	.787



*Duke Thorpe (left) is the Tech all-time leader in field goal percentage, while Chris Smith is Tech's all-time leader in rebounds and rebound average.*



## REBOUNDS

Season	
1 - Chris Smith (1959-60)	495
2 - Bill Matthews (1954-55)	470
3 - Chris Smith (1958-59)	429
4 - Bill Matthews (1955-56)	370
5 - Ace Custis (1994-95)	369
6 - Chris Smith (1960-61)	362
7 - Allan Bristow (1971-72)	348
8 - Bill Matthews (1953-54)	327
Allan Bristow (1970-71)	327
10 - Abe Coates (1956-57)	314

Career	
1 - Chris Smith (1957-61)	1508
2 - Bill Matthews (1952-56)	1379
3 - Ace Custis (1993-97)	1177
4 - Allan Bristow (1970-73)	987
5 - John Rivers (1988-92)	903
6 - Dale Solomon (1978-82)	856
7 - Wayne Robinson (1976-80)	852
8 - Bobby Beecher (1982-86)	797
9 - Perry Young (1981-85)	779
10 - Duke Thorpe (1973-77)	756

## REBOUND AVERAGE

Season	
1 - Chris Smith (1958-59)	20.4
2 - Chris Smith (1959-60)	19.0
3 - Bill Matthews (1954-55)	18.8
4 - Chris Smith (1960-61)	16.5
5 - Bill Matthews (1955-56)	14.8
6 - Abe Coates (1956-57)	14.3
7 - Allan Bristow (1971-72)	13.4
8 - Allan Bristow (1970-71)	13.1
9 - Bill Matthews (1953-54)	12.1
10 - Chris Smith (1957-58)	11.7

Career	
1 - Chris Smith (1957-61)	17.1
2 - Bill Matthews (1952-56)	13.8
3 - Allan Bristow (1970-73)	12.7
4 - Howard Pardue (1961-64)	9.7
5 - Ace Custis (1993-97)	9.5
6 - Charlie Lipscomb (1969-72)	9.4
7 - Barry Benfield (1961-64)	8.9
8 - Bob Ayersman (1957-61)	8.5
9 - Ted Ware (1965-68)	8.3
10 - John Rivers (1988-92)	7.9

## ASSISTS

Career	
1 - Bimbo Coles (1986-90)	547
2 - Al Young (1981-85)	468
3 - Dell Curry (1982-86)	407
4 - Jay Purcell (1990-94)	369
5 - Brendan Dunlap (1996-00)	329
6 - Shawn Good (1993-96)	316
7 - Perry Young (1981-85)	311
8 - Damon Watlington (1993-96)	277
9 - Jeff Schneider (1978-82)	276
10 - Reggie Steppe (1979-83)	274

## ASSISTS

Season	
1 - Bimbo Coles (1987-88)	172
2 - Bimbo Coles (1988-89)	141
3 - Troy Manns (1996-97)	138
4 - Al Young (1982-83)	138
5 - Al Young (1983-84)	134
6 - Dexter Reid (1977-78)	123
7 - Bimbo Coles (1989-90)	122
8 - Jeff Schneider (1981-82)	120
9 - Jay Purcell (1991-92)	119
10 - Al Young (1984-85)	118

## STEALS


Career	
1 - Dell Curry (1982-86)	295
2 - Bimbo Coles (1986-90)	216
3 - Al Young (1981-85)	201
4 - Ace Custis (1994-97)	199
5 - Reggie Steppe (1979-83)	197
6 - Bobby Beecher (1982-86)	146
7 - Perry Young (1981-85)	143
8 - Shawn Good (1993-96)	141
9 - Jay Purcell (1990-94)	140
10 - Keith Colbert (1982-86)	129

Season	
1 - Dell Curry (1983-84)	89
2 - Dell Curry (1985-86)	79
3 - Al Young (1984-85)	71
4 - Bimbo Coles (1989-90)	70
5 - Dell Curry (1984-85)	69
6 - Reggie Steppe (1981-82)	63
7 - Bimbo Coles (1987-88)	60
8 - Dell Curry (1982-83)	58
9 - Reggie Steppe (1980-81)	58
10 - Les Henson (1978-79)	58

## BLOCKED SHOTS

Career	
1 - Roy Brow (1984-88)	251
2 - Jimmy Carruth (1990-94)	194
3 - Bobby Beecher (1982-86)	170
4 - Rolan Roberts (1997-00)	167
5 - Wayne Robinson (1976-80)	119
6 - Les Henson (1976-80)	109
7 - John Rivers (1988-92)	108
8 - Dennis Mims (1998-00)	107
9 - Ace Custis (1994-97)	90
10 - Russ Wheeler (1996-00)	81

Season	
1 - Roy Brow (1987-88)	100
2 - Roy Brow (1986-87)	86
3 - Jimmy Carruth (1993-94)	68
4 - Rolan Roberts (1997-98)	60
5 - Rolan Roberts (1998-99)	57
6 - Bobby Beecher (1982-83)	56
7 - Rolan Roberts (1999-2000)	50
8 - Jimmy Carruth (1992-93)	49
9 - Bobby Beecher (1983-84)	44
10 - Wayne Robinson (1977-78)	44



**Allan Bristow scored a school-record 52 points in a 1973 game against George Washington.**

# FOR THE RECORD

## TOP TEAM PERFORMANCES VS. TECH

Most Points: 133, by So. Mississippi, 2-6-88  
 Most Points in a Half: 69, West Virginia, 2-20-65  
 Fewest Points in a Half: 4, Washington & Lee, 1-9-59  
 Field Goals Attempted: 115, Houston, 3-2-68  
 Field Goals Made: 53, Houston, 3-2-68; So. Mississippi, 1-16-88  
 Highest Percentage: .679, St. Bonaventure, 38 of 56, 1-8-77  
 Highest Percentage (Half): .857 William & Mary, 12 of 14, 2-8-82  
 Lowest Percentage: .176, Washington & Lee, 9 of 51, 1-9-59  
 Lowest Percentage (Half): .059, Washington & Lee, 1 of 17, 1-9-59  
 3-PT Field Goals Attempted: 33, William & Mary, 11-20-00  
 3-PT Field Goals Made: 15, La Salle, 3-1-00  
 3-PT Percentage (min. 8 attempts): .875, M. Tennessee St., 7 of 8, 11-21-87  
 (min. 10 attempts): .727, Liberty, 8 of 11, 2-24-92  
 Free Throws Attempted: 61, N.C. State, 12-12-70  
 Free Throws Made: 42, N.C. State, 12-12-70  
 Highest Percentage (min. 10 attempts): .960, St. Bonaventure, 24 of 25, 2-6-80  
 Lowest Percentage (min. 1 made): .111, James Madison, 1 of 9, 12-28-84  
 Rebounds: 79, Houston, 3-2-68  
 Assists: 39, So. Mississippi, 1-16-88  
 Steals: 19, Tulane, 2-9-91  
 Blocked Shots: 15, by Georgetown, 12-20-88  
 Turnovers: 37, Buffalo St., 11-25-78; VMI, 12-17-83  
 Fouls: 36, George Mason, 12-4-91

## TOP INDIVIDUAL PERFORMANCES VS. TECH

Points: 51, Elvin Hayes of Houston, 3-2-68  
 Field Goals Attempted: 41, Elvin Hayes of Houston, 3-2-68  
 Field Goals Made: 23, Elvin Hayes of Houston, 3-2-68  
 Field Goal Percentage (min. 10 attempts): .917, Chancellor Nichols of James Madison, 11 of 12, 11-28-90  
 3-PT Field Goals Attempted: 15, John White of So. Mississippi, 2-6-88 & Darius Rice, Miami, 1-10-01  
 3-PT Field Goals Made: 7, Darius Rice, Miami, 1-10-01  
 3-PT Percentage (min. 6 attempts): 1.000, Chris Rainey of Middle Tennessee St., 6 of 6, 11-21-87; Donnie Carr of La Salle, 3-1-00  
 Free Throws Attempted: 20 (made 15), Byron Irving of Missouri, 1-16-89  
 Free Throws Made: 17, Derrick Chevious of Missouri, 12-16-87  
 Free Throws Percentage (min. 10 attempts): 1.000, Jimmy Pitts of Georgia, 14 of 14, 1-29-64; Bernard Royster of Old Dominion, 14 of 14, 11-29-86  
 Rebounds: 31, Mack Isner of West Virginia, 2-14-52  
 Assists: 15, Steve Williams of Florida, 1-20-73  
 Steals: 9, Andre Turner of Memphis St., 2-27-86  
 Blocked Shots: 8, shared by four players  
 Turnovers: 13, Curt Reppart of VMI, 11-30-74

**Bimbo Coles (12) scored 40 or more points in a game four times during his career.**



## Top Scoring Performances

### TECH

Pts.	Player	Where	When
52	Allan Bristow vs. Geo. Washington	Cassell Coliseum	2-21-73
51	Bimbo Coles vs. So. Miss (2OT)	Cassell Coliseum	2-6-88
47	Bob Ayersman vs. Richmond	War Memorial Hall	2-10-59
46	Bill Matthews vs. The Citadel	War Memorial Hall	2-23-56
43	Bimbo Coles vs. Virginia (OT)	Richmond Coliseum	1-25-89
42	Bimbo Coles vs. So. Miss	Cassell Coliseum	2-4-89
	Bimbo Coles vs. Rutgers	Honolulu, Hawaii	12-27-90
41	Chris Smith vs. VMI (OT)	Lexington, Va.	1-19-60
	Dell Curry vs. Cincinnati (2OT)	Riverfront Coliseum	1-18-86
40	Dave Kuhn vs. Furman	Greenville, S.C.	12-15-56
	Loyd King vs. N.C. State (OT)	Raleigh, N.C.	12-12-70

### OPPONENT


Pts.	Player	Where	When
51	Elvin Hayes of Houston	Houston, Tex.	3-2-68
46	Darrell Floyd of Furman	Greenville, S.C.	12-10-55
44	George Bryant of Eastern Ky.	Richmond, Ky.	1-20-71
	Joe Petcavich of Geo. Washington	War Memorial Hall	2-14-55
43	Darrell Floyd of Furman	Richmond, Va.	3-1-56
42	Derrick Chevious of Missouri	Columbia, Mo.	12-16-87
41	Will Robinson of West Virginia (3OT)	Morgantown, W. Va.	1-26-72
	Aaron Stewart of Richmond (2OT)	Richmond, Va.	2-19-73
	John White of So. Miss. (2OT)	Cassell Coliseum	2-6-88



Virginia Tech celebrates the home win over St. John's.

Tech Record		First	Last	VT at Home		Tech Record		First	Last	VT at Home			
W	L	Met	Played	W	L	W	L	Met	Played	W	L		
<b>BIG EAST TEAMS</b>													
1	2	<b>Boston College</b> .....	1981	00-01	0	1	1	0	Coppin St. ....	1985	85-86	1	0
0	2	<b>Connecticut</b> .....	2001	00-01	0	1	0	1	Creighton .....	1989	89-90	0	0
3	7	Georgetown .....	1915	00-01	1	1	20	19	Davidson .....	1910	71-72	11	9
1	1	<b>Miami</b> .....	2001	00-01	1	0	8	5	Dayton .....	1960	99-00	5	0
1	1	Notre Dame .....	1973	00-01	0	1	2	2	Delaware .....	1920	78-79	0	0
2	2	<b>Providence</b> .....	1982	00-01	0	1	1	0	Delaware State .....	1994	94-95	1	0
3	2	Pittsburgh .....	1964	00-01	2	0	1	1	Duquesne .....	1975	75-76	1	0
2	1	<b>Rutgers</b> .....	1954	89-90	0	0	4	30	Duke .....	1912	77-78	3	6
2	2	<b>St. John's</b> .....	1914	00-01	1	0	7	5	East Carolina .....	1962	92-93	10	0
0	1	<b>Seton Hall</b> .....	1955	55-56	0	0	11	3	East Tennessee State .....	1959	00-01	9	1
2	1	<b>Syracuse</b> .....	1975	00-01	1	0	13	3	Eastern Kentucky .....	1950	74-75	5	0
0	5	<b>Villanova</b> .....	1968	00-01	0	3	6	6	Elon .....	1914	00-01	10	5
26	45	<b>West Virginia</b> .....	1921	00-01	15	13	11	7	Fairfield .....	1973	00-01	0	0
<b>OTHERS MET SINCE 1950</b>													
1	0	Akron .....	1975	75-76	1	0	2	0	Fairleigh Dickinson .....	1975	76-77	2	0
5	9	Alabama .....	1928	89-90	3	2	5	4	Florida .....	1961	91-92	2	0
3	2	American U. ....	1938	85-86	0	0	3	0	Florida Atlantic .....	1993	94-95	2	0
5	1	Appalachian State .....	1969	82-83	4	1	1	1	Florida International .....	1993	93-94	0	1
1	0	Arkansas-Little Rock .....	1978	77-78	1	0	15	17	<b>Florida State</b> .....	1968	90-91	9	5
1	1	Army .....	1969	76-77	1	0	9	0	Fordham .....	1982	99-00	4	0
2	5	Auburn .....	1920	99-00	2	0	1	0	Fredonia State .....	1983	82-83	1	0
1	0	Augusta .....	1982	82-83	1	0	13	12	Furman .....	1925	64-65	8	4
1	0	Austin Peay .....	1974	74-75	0	0	1	1	George Mason .....	1991	91-92	1	0
2	0	Baptist College (Charleston) .....	1976	87-88	2	0	35	35	George Washington .....	1921	99-00	23	8
1	1	Baylor .....	1960	68-69	0	0	1	4	Georgia .....	1963	96-97	1	2
2	0	Birmingham Southern .....	1976	76-77	2	0	5	0	Georgia Southern .....	1971	96-97	5	0
1	1	Bowling Green .....	1967	68-69	1	0	4	1	Georgia Tech .....	1921	83-84	2	0
0	1	Brigham Young .....	1967	67-68	0	0	4	0	Guilford .....	1913	55-56	3	0
1	0	Brown .....	1977	77-78	1	0	21	10	Hampden-Sydney .....	1910	51-52	16	5
1	0	Bucknell .....	1969	69-70	1	0	1	0	Hawaii-Hilo .....	1996	96-97	0	0
1	0	Buffalo State .....	1978	78-79	1	0	1	1	High Point .....	1952	00-01	1	0
1	0	Campbell .....	1979	79-80	1	0	1	2	Houston .....	1968	73-74	1	0
2	0	Canisius .....	1978	94-95	1	0	1	0	Idaho State .....	1967	67-68	0	0
0	1	California .....	1991	91-92	0	0	0	2	Illinois .....	1994	96-97	0	0
1	0	Centenary .....	1958	58-59	0	0	1	0	Illinois State .....	1999	99-00	0	0
1	0	Chaminade .....	1985	85-86	0	0	1	2	Indiana .....	1967	79-80	0	0
5	1	Univ. of Charleston .....	1922	83-84	4	1	0	1	Indiana State .....	1979	78-79	0	0
1	0	Charleston Baptist .....	1976	76-77	1	0	1	0	Iowa State .....	1984	84-85	0	0
18	12	Cincinnati .....	1979	90-91	10	3	4	1	Jacksonville .....	1976	86-87	1	0
17	2	Citadel .....	1921	65-66	9	1	8	4	James Madison .....	1978	90-91	5	1
1	0	CCNY .....	1979	78-79	1	0	2	0	Johns Hopkins .....	1980	81-82	2	0
8	5	Clemson .....	1925	94-95	5	2	2	0	Kent State .....	1970	71-72	1	0
4	0	Coastal Carolina .....	1993	98-99	4	0	1	3	Kentucky .....	1924	95-96	0	0
0	1	Colorado .....	1996	96-97	0	0	5	5	La Salle .....	1996	99-00	3	1
1	0	Coppin St. ....	1985	85-86	1	0	1	1	Lenoir-Rhyne .....	1922	54-55	1	0
0	1	Colorado .....	1996	96-97	0	0	12	2	Liberty .....	1979	00-01	7	2

Tech Record		First	Last	VT at Home	
W	L	Met	Played	W	L
1	0	LSU .....	1963	63-64	1 0
0	1	Louisiana Tech .....	1958	58-59	0 0
<b>8</b>	<b>28</b>	<b>Louisville .....</b>	<b>1979</b>	<b>94-95</b>	<b>3 12</b>
4	0	Loyola of Baltimore .....	1967	71-72	4 0
1	0	Marietta .....	1976	76-77	1 0
4	5	Marquette .....	1976	94-95	1 3
8	9	Marshall .....	1922	90-91	4 4
4	23	Maryland .....	1926	90-91	2 9
3	0	Maryland-Eastern Shore .....	1982	84-85	3 0
2	5	Massachusetts .....	1965	99-00	1 3
12	17	Memphis State .....	1976	90-91	9 4
1	0	Mercer .....	1974	73-74	1 0
1	1	Miami (Ohio) .....	1979	85-86	0 0
0	4	Michigan .....	1974	91-92	0 0
0	1	Middle Tenn. St. ....	1987	87-88	0 0
1	1	Mississippi .....	1979	81-82	0 0
6	1	Mississippi State .....	1959	81-82	4 0
0	2	Missouri .....	1987	88-89	0 1
1	0	Montana State .....	1994	94-95	0 0
1	0	Morehead State .....	1975	75-76	1 0
2	0	Morgan State .....	1985	92-93	2 0
<b>1</b>	<b>0</b>	<b>Mount St. Mary's .....</b>	<b>2000</b>	<b>00-01</b>	<b>0 0</b>
2	3	Navy .....	1914	63-64	1 0
1	0	Nebraska .....	1994	94-95	0 0
1	0	New Hampshire .....	1977	77-78	1 0
2	0	New Mexico .....	1941	72-73	1 0
1	0	New Mexico State .....	1994	94-95	1 0
2	0	New Orleans .....	1979	79-80	1 0
1	1	New York University .....	1961	67-68	1 0
10	53	North Carolina .....	1912	97-98	4 15
3	0	North Carolina A&T .....	1983	85-86	3 0
4	0	UNC Asheville .....	1989	99-00	3 0
8	6	UNC Charlotte .....	1988	99-00	4 1
3	0	UNC Greensboro .....	1993	96-97	3 0
9	28	North Carolina State .....	1915	83-84	3 9
3	0	Northern Illinois .....	1973	76-77	2 0
1	0	Ohio Northern .....	1977	77-78	1 0
4	0	Ohio State .....	1972	76-77	2 0
6	2	Ohio University .....	1967	79-80	3 0
1	0	Ohio Wesleyan .....	1977	77-78	1 0
0	1	Oklahoma .....	1982	82-83	0 0
1	2	Oklahoma City .....	1965	75-76	1 0
<b>12</b>	<b>4</b>	<b>Old Dominion .....</b>	<b>1972</b>	<b>99-00</b>	<b>7 0</b>
1	3	Oral Roberts .....	1974	77-78	0 2
1	0	Oregon .....	1975	75-76	0 0
4	0	Penn State .....	1921	78-79	1 0
2	0	Purdue .....	1965	66-67	1 0
1	3	Quantico .....	1946	50-51	1 0
<b>2</b>	<b>1</b>	<b>Radford .....</b>	<b>1988</b>	<b>99-00</b>	<b>2 1</b>
<b>3</b>	<b>5</b>	<b>Rhode Island .....</b>	<b>1955</b>	<b>99-00</b>	<b>0 2</b>
0	1	Rice .....	1962	62-63	0 0
67	38	Richmond .....	1915	91-92	35 11
1	0	Rider .....	1984	84-85	1 0
24	10	Roanoke College .....	1911	51-52	18 3
8	5	St. Bonaventure .....	1973	99-00	4 1
0	1	St. Francis (Pa.) .....	1950	50-51	0 0
3	2	St. Joseph's .....	1996	99-00	3 0
7	0	St. Louis .....	1978	81-82	3 0
2	0	Samford .....	1978	78-79	1 0
1	0	San Francisco .....	1989	89-90	0 0
1	0	San Francisco St. ....	1987	86-87	1 0
2	2	Sewanee (U. of South) .....	1928	75-76	2 2
1	0	South Alabama .....	1984	83-84	0 0
13	18	South Carolina .....	1951	97-98	9 3
2	0	South Carolina State .....	1982	84-85	2 0
4	4	South Florida .....	1992	94-95	2 1
2	0	Southern California .....	1985	87-88	1 0
13	17	Southern Mississippi .....	1983	94-95	8 4
1	0	Southwestern (Tx.) .....	1973	73-74	0 0
2	0	Louisiana-Lafayette .....	1984	99-00	0 0
1	0	Spring Hill .....	1958	58-59	0 0
1	0	Stanford .....	1972	72-73	0 0
1	0	Tampa .....	1970	70-71	0 0
0	9	Temple .....	1966	99-00	0 2
8	2	Tennessee .....	1911	94-95	7 1
0	2	Tennessee-Chattanooga .....	1923	00-01	0 0
1	0	Tennessee-Martin .....	1997	97-98	1 0
1	0	Tennessee State .....	1986	86-87	1 0
1	0	Tennessee Tech .....	1959	59-60	0 0



*Long-time rival Florida State returns to the Tech schedule for the first time since 1991.*

Tech Record		First	Last	VT at Home	
W	L	Met	Played	W	L
1	2	Texas A&M .....	1965	80-81	0 1
1	0	Texas-Arlington .....	1969	68-69	1 0
2	0	Texas Christian .....	1994	94-95	1 0
1	0	Texas Tech .....	1982	82-83	0 0
1	0	Texas Wesleyan .....	1977	76-77	1 0
4	4	Toledo .....	1960	73-74	3 0
1	0	Towson St. ....	1983	83-84	1 0
18	15	Tulane .....	1957	94-95	9 3
1	0	Upsala .....	1978	77-78	1 0
5	2	Vanderbilt .....	1923	77-78	2 0
1	0	Vermont .....	1974	74-75	1 0
<b>44</b>	<b>71</b>	<b>Virginia .....</b>	<b>1915</b>	<b>00-01</b>	<b>21 14</b>
10	10	Virginia Commonwealth .....	1978	94-95	4 2
<b>82</b>	<b>42</b>	<b>VMI .....</b>	<b>1909</b>	<b>00-01</b>	<b>47 10</b>
20	24	Wake Forest .....	1912	98-99	16 7
1	0	Washington .....	1974	74-75	0 0
35	54	Washington & Lee .....	1909	58-59	19 18
0	1	Weber State .....	1973	73-74	0 0
1	0	Western Carolina .....	1992	92-93	1 0
2	1	Western Kentucky .....	1980	85-86	1 0
<b>0</b>	<b>1</b>	<b>Western Michigan .....</b>	<b>1976</b>	<b>75-76</b>	<b>0 0</b>
1	0	Wichita .....	1966	65-66	0 0
73	40	William & Mary .....	1917	00-01	44 11
1	0	Winthrop .....	1998	98-99	1 0
1	0	Wisconsin-Green Bay .....	1996	95-96	0 0
1	0	Wisconsin-Milwaukee .....	1977	76-77	1 0
1	0	Wofford .....	1988	88-89	1 0
2	0	Wright State .....	1995	95-96	0 0
4	8	Xavier .....	1993	99-00	3 3
0	1	Yale .....	1967	67-68	0 0

*2001-2002 opponents in bold type.*

# TWO NIT CHAMPIONSHIPS HIGHLIGHT TECH'S EXCITING POSTSEASON PLAY

Guided by Coach Bill Foster, Virginia Tech basketball hit the jackpot in 1995 and 1996 with a championship run in the National Invitation Tournament and an appearance in the NCAA.

The players and coaches of the 1994-95 team cemented their names in Hokie basketball lore in one of the most dramatic NITs of all time.

Tech won the title, defeating Marquette in overtime, 65-64, on two free throws by Shawn Smith with 0.7 of a second left. Other starters on that great Tech team were Ace Custis, Travis Jackson, Damon Watlington and Shawn Good and key reserves were David Jackson and Myron Guillory.

Marquette had come from four points behind to take the lead at 64-63 on Anthony Pieper's driving layup with 18.3 seconds left.

That set up the final play for Tech. Smith spun to the basket and took an eight-footer. Golden Eagle Faisal Abraham fouled him on the left elbow and body.

Smith calmly sank the first free throw to tie it. After Marquette called a timeout, Smith made the second.

Fans at Madison Square Garden rushed on the court. Smith ran into the stands to give his father a bear hug. Blacksburg went wild as students and townspeople stormed the downtown area to hail their heroes.

Tech had reached the championship game by defeating Clemson, 62-54; Providence, 91-78; New Mexico State, 64-61; and Canisius, 71-59. That Tech team finished with 25 victories, the most in school history.

The next season, Tech qualified for the NCAA Tournament. Drawing a disappointing ninth seed, Tech was placed in the same bracket with power-packed Kentucky.

The Hokies beat Wisconsin Green Bay in the first round at Dallas, Texas,

61-48, as Good led the way with 25 points. The Hokies, however, lost in the second round to eventual national champion Kentucky, 84-60.

That Tech team finished with a 23-6 record, one of the best marks in school history.

In all, Tech has made 14 postseason appearances, compiling an overall record of 22-12.

Tech's NIT title in 1995 was the second for the Hokies. Tech also won the crown at Madison Square Garden in 1973 in strikingly similar fashion.

Tech guard Bobby

Stevens hit a jumper at the buzzer in overtime to propel the Hokies to a 92-91 victory over the Fighting Irish of Notre Dame and the NIT title. The victory was a highlight of the championship series in which Tech won four games by a total of five points, including a first-round victory over nationally-ranked New Mexico, 65-63, on national television.

Tech's first postseason appearance came in 1966, when the Hokies lost to Temple, 88-73, in the NIT's opening round.

A year later, Tech made its



*A last-second shot by Bobby Stevens (far right) gave Tech a 92-91 overtime victory over Notre Dame in the 1973 NIT Championship game.*



first NCAA Tournament appearance, advancing to the finals of the Mideast Regional with wins against Toledo and Indiana University. The Hokies fell just short of the Final Four when they dropped a heart-breaking 71-66 overtime decision to Dayton.

In the 1980 Mideast Regional, Tech made headlines with its amazing first-round comeback victory against homestanding Western Kentucky. The Hokies trailed 48-30 at the half, but rallied to take an 89-85 overtime win. In the second round against Indiana and Isiah Thomas, Tech came close to an upset. The Hokies trailed by only three points with less than five minutes to go, but fell, 68-59.

The Hokies made it back to the NIT in 1982. Tech advanced into the quarterfinals with impressive wins against Fordham and Mississippi before finally losing to Georgia and high-flying All-American Dominique Wilkins.

In 1983, Tech opened NIT play at home against William & Mary, winning 85-79, then lost on the road at the University of

South Carolina by a 75-68 count.

Tech also had the good fortune of opening the 1984 NIT at Cassell Coliseum against Georgia Tech of the Atlantic Coast Conference. The Hokies prevailed, 77-74, behind 19-point performances from Dell Curry and Perry Young. A last-second tip-in by point guard Al Young sparked the Hokies to a 68-66 win against South Alabama at Greensboro, N.C. The Hokies then returned home where they rode a 27-point outing by Curry to a victory against Tennessee, 72-68.

In the semifinals at Madison Square Garden, it took a last-minute comeback by eventual champion Michigan to beat Tech, 78-75. The Hokies bounced back two days later to nail down third place with a 71-70 victory over Southwestern Louisiana.

In 1985, the Hokies took a 20-8 regular season record



**Bobby Stevens is hoisted to the shoulders of Tech fans after hitting the shot that beat Notre Dame in the 1973 NIT finals.**

and a second-place Metro Conference finish into the NCAA Tournament. Tech bowed out in the first round, losing 60-57 to Temple.

In 1986, the Hokies were eliminated in the first round of

the Metro Tournament. Despite the defeat, they received a bid to the NCAA Tournament behind the strength of their 22-8 record. Tech was defeated in the first round by Villanova, 71-62.

## Game-by-Game Postseason Appearances

Date	Opponent	Site	Result
3/10/66 (NIT)	Temple	New York, N.Y.	73-88
3/11/67 (NCAA)	Toledo	Lexington, Ky.	82-76
3/17/67	Indiana	Evanston, Ill.	79-70
3/18/67	Dayton	Evanston, Ill.	66-71 (ot)
3/18/73 (NIT)	New Mexico	New York, N.Y.	65-63
3/22/73	Fairfield	New York, N.Y.	77-76
3/24/73	Alabama	New York, N.Y.	74-73
3/25/73	Notre Dame	New York, N.Y.	92-91 (ot)
3/13/76 (NCAA)	Western Michigan	South Bend, Ind.	67-77 (ot)
3/9/77 (NIT)	Georgetown	Blacksburg, Va.	83-79
3/14/77	Alabama	New York, N.Y.	72-79
3/9/79 (NCAA)	Jacksonville	Lawrence, Kan.	70-53
3/11/79	Indiana State	Lawrence, Kan.	69-86
3/7/80 (NCAA)	Western Kentucky	Bowling Green, Ky.	89-85 (ot)
3/9/80	Indiana	Bowling Green, Ky.	59-68
3/12/82 (NIT)	Fordham	Blacksburg, Va.	69-58
3/15/82	Mississippi	Oxford, Miss.	61-50
3/18/82	Georgia	Athens, Ga.	73-90

Date	Opponent	Site	Result
3/17/83 (NIT)	William & Mary	Blacksburg, Va.	85-79
3/21/83	South Carolina	Columbia, S.C.	68-75
3/15/84 (NIT)	Georgia Tech	Blacksburg, Va.	77-74
3/18/84	South Alabama	Greensboro, N.C.	68-66
3/23/84	Tennessee	Blacksburg, Va.	72-68
3/26/84	Michigan	New York, N.Y.	75-78
3/28/84	Southwestern La.	New York, N.Y.	71-70
3/14/85 (NCAA)	Temple	Hartford, Conn.	57-60
3/13/86 (NCAA)	Villanova	Baton Rouge, La.	62-71
3/17/95 (NIT)	Clemson	Blacksburg, Va.	62-54
3/20/95	Providence	Providence, R.I.	91-78
3/22/95	New Mexico State	Blacksburg, Va.	64-61
3/27/95	Canisius	New York, N.Y.	71-59
3/29/95	Marquette	New York, N.Y.	65-64 (ot)
3/14/96 (NCAA)	Wisconsin-Green Bay	Dallas, Texas	61-48
3/16/96	Kentucky	Dallas, Texas	60-84

### Overall Record In Postseason: 22-12

NIT: 17-5

NCAA: 5-7

Home: 7-0

# VIRGINIA TECH SPORTS HALL OF FAME

*The Virginia Tech Sports Hall of Fame was organized in 1982 to honor persons who have made great contributions to athletics at the university. Since its inception, a total of 100 people have been enshrined, including 18 players who were picked primarily for their contributions in basketball.*

## **Chris Smith**

A brilliant basketball center from 1958 through 1961, Smith was one of the nation's leading rebounders three years in a row. He still holds all of Tech's major rebounding records and is regarded by many as the greatest basketball player in school history. Smith is a charter member who was inducted in 1982.

## **Allan Bristow**

A scrappy forward who paced the Hokies to the National Invitation Tournament championship in 1973. Bristow scored in double figures during every game of his Tech career and still holds the Hokies' single-game scoring mark of 52 points. After 10 years as a player in the NBA, Bristow went into coaching, including a stint as the head coach of the NBA Charlotte Hornets. He was inducted in 1984.

## **John Wetzel**

A swingman who was always at his best in the clutch, Wetzel led Tech to its first-ever national postseason tournament in 1966. He enjoyed a 10-year NBA playing career and has been in the pro coaching ranks

since 1979. Wetzel was inducted in 1985.

## **Harry Bushkar**

A fine scorer and playmaker, Bushkar capped his career by being named All-Southern Conference in 1945-46. He was tabbed Virginia's Player of the Year that season and made the SC All-Tournament Team. Bushkar was captain of the 1944, '45 and '46 Tech teams. He was inducted in 1986.

## **George Parrish**

One of Tech's first big-name stars, Parrish earned All-South honors in both basketball and football during a career that extended from 1916 to 1920. Parrish was regarded by many as the best center in southern basketball in 1919 when he scored 320 of the Hokies' 766 points. He was inducted in 1986.

## **Glen Combs**

Still rated one of the best long-range shooters in school history, Combs helped the 1967 Tech team to the finals of the NCAA Mideast Regional, where an overtime loss to Dayton cost the Hokies a spot in the Final Four. Combs, who averaged 17.9 points over his three

varsity seasons at Tech, went on to enjoy a seven-year career in the ABA. He was inducted in 1987.

## **Lee Melear**

Although he starred in both basketball and baseball, Melear may be best remembered for his 24-point performance against Kentucky in 1962 when the Hokies handed legendary Adolph Rupp the only season-opening home loss of his career at UK. Melear, who averaged in double-figure scoring all three of his varsity seasons, was inducted in 1989.

## **Bob Ayersman**

A hot-shooting forward from 1957-61, Ayersman made the All-Southern Conference team two years in a row. He still ranks sixth in career scoring at Tech and his 26.5 scoring average in 1958-59 still stands as the second-best in school history. Ayersman was inducted in 1990.

## **Lewis Mills**

A point guard deluxe, Mills was the captain of the Hokies in 1959-60 and helped that team post the school's first 20-win basketball season. He

entered the coaching field after graduating from Tech and served as the head basketball coach at the University of Richmond from 1963 until 1973. Mills, who also spent 12 years in athletic administration at VCU, was inducted in 1991.

## **Earl (Bus) Hall**


The Southern Conference's leading scorer in 1932, Hall was a unanimous choice for the all-conference team that year. Nicknamed "The Princeton Phantom," he was a complete player who excelled as a floor leader, dribbler and passer, as well as a scorer. Hall was inducted in 1992.

## **Howard Pardue**


One of the greatest shooters in school history, Pardue played on Tech teams in the early 1960s. He finished with a career scoring average of 20 points and was named to the All-Southern Conference team three years in a row and twice was named to the Southern's all-tournament team. He was inducted in 1992.

## **Bucky Keller**

A 6-3 swingman who led Tech to glory in the early 1960s, Keller finished his Tech career with an overall scoring



Chris Smith



Allan Bristow




John Wetzel



Harry Bushkar



George Parrish



Glen Combs



*Lee Melear*



*Bob Ayersman*




*Lewis Mills*



*Earl (Bus) Hall*



*Howard Pardue*



*Bucky Keller*

average of 18.2 per game. He averaged 15.0 on a 1959-60 team that went 20-6, posted a 17.6 scoring mark in 1960-61 when the Hokies were 15-7 and averaged 21.7 in 1961-62 when Tech finished 19-6. Keller died in 1977. He was inducted into the Hall of Fame in 1993.

**Bill Matthews**

Matthews had a tremendous impact on Tech athletics in a 35-year career as a basketball player, a coach of three sports and an administrator. A bulky center, he ranks second only to Chris Smith in all-time rebounding for the Hokies. Matthews had a career average of 13.8 rebounds per game and in 1954-55 had a sensational seasonal average of 18.8. He was the Virginia Player of the Year in 1955-56. Matthews was inducted in 1993.

**Dale Solomon**

A dynamic center, Solomon burst on the Virginia Tech basketball scene in a big way during his freshman year in 1978-79. He sparked Tech to its only Metro Conference Tournament championship and was named the tourney's MVP. He went on to become the first

player to make All-Metro four years in a row. In 1990, he was chosen on the Metro's decade team of the 1980s. Solomon tallied a career total of 2,136 points and ranks third behind Bimbo Coles and Dell Curry on the Hokies' all-time scoring list. He was inducted in 1994.

**Dell Curry**

This silky-smooth outside shooter scored a Tech record 1,021 field goals and tallied a total of 2,389 points. He ranks second on the Hokies' all-time scoring list behind Bimbo Coles and holds the school career record for steals with 295. Curry, who helped the Hokies to four postseason tournaments, posted 115 double-figure scoring games on the way to a career scoring average of 18.9. He was a first-round draft pick of the NBA's Utah Jazz in 1986 and now plays for the Charlotte Hornets. Curry was inducted in 1996.

**Loyd King**

A mixture of good ball-handling skills, leaping ability and a keen eye for long range jumpers helped make King one of the best guards to play for the Hokies. He was the captain and leading scorer for

Tech's cage teams in 1969-70 and 1970-71. He averaged 19.3 points per game as a junior and carried a 21.3-point scoring average as a senior. During his last two years, he reached double-figure scoring in 45 of 47 games, including the last 23 in a row. King finished his Tech career with 1,248 points and a 17.1 scoring average. He went on to play in the American Basketball Association and French Professional League. King was inducted in 1998.

**Ted Ware**

Ted Ware, whose rebounding and defense were vital ingredients for the Hokies during his three varsity seasons in the 1960s, had the distinction of playing an important role on Tech's first-ever NIT team in 1966 and also on the Hokies' first-ever NCAA Tournament squad in 1967. The 6-5 forward was Tech's second-leading scorer as a sophomore in 1965-66 with a 14.6 average. During the 1966-67 season, he shot 55.6 percent from the field for the season, which was a school record at the time. As a senior in 1967-68, Ware posted a team-high 9.2

rebounding average. Ware's overall 52.4 field-goal percentage was a Tech career record at the time. In 1968, he was selected to the 10-man Academic All-America Basketball Team chosen by the nation's sports information directors. Ware was inducted in 1999.

**Bimbo Coles**

Vernell "Bimbo" Coles played a leading role at point guard for the 1988 U.S. Olympic team, which won a bronze medal in Seoul, Korea. He capped his collegiate career as the leading scorer in both Virginia Tech and Metro Conference basketball history.

Coles' jersey, No. 12, was officially retired just prior to his final home game against Memphis State on March 3, 1990. He was inducted in 2000.

**Paul Dear, Leo Burke and Mel Henry**


Although these three players were chosen for the Hall of Fame primarily for their excellence in other sports, they also made outstanding contributions in basketball.



*Bill Matthews*



*Dale Solomon*




*Dell Curry*



*Loyd King*



*Ted Ware*




*Bimbo Coles*

# ALL-TIME GREATS

## BIMBO COLES


12



After dazzling Virginia Tech fans for four years, guard Bimbo Coles became the second Tech men's basketball player to have his jersey retired when the university honored him in a ceremony prior to his last home game on March 3, 1990. Coles finished his collegiate career as the leading all-time scorer in school and Metro Conference history and also set an all-time scoring mark for Division I players in the state of Virginia. He scored a total of 2,484 points during his four seasons and became the first player in Metro Conference history to lead the league in scoring three consecutive years. Coles

burst on the national scene when he made the U. S. Olympic team in 1988. He played a leading role at point guard for that team which won the bronze medal in Seoul, Korea. Coles was a second-round pick of the Sacramento Kings in the 1990 NBA draft and currently is a prominent player for the Cleveland Cavaliers.

## ACE CUSTIS




Ace Custis, one of the most popular athletes in Virginia Tech history, became the third men's basketball player to have his jersey retired when his career ended in 1997. Custis

became the third player in Tech basketball to surpass the 1,000-mark in both points and rebounds. He finished with 1,706 points and 1,777 rebounds, joining Hall of Famers Chris Smith and Bill Matthews in that category. Ace made the all-conference team in two different leagues during his time at Tech. He was All-Metro Conference as a sophomore and was selected to the All-Atlantic 10 team his junior and senior seasons. During his senior year, he was a finalist in voting for the Boost/Naismith Award which goes to the National Player of the Year. Custis now plays professionally overseas.

## 30

## DELL CURRY



All-American guard Dell Curry, who helped Virginia Tech to four postseason tournaments, became the first Hokie basketball player ever to have his jersey retired when the university honored him in a ceremony before his last home game on March 1, 1986. Curry was a three-time All-Metro Conference choice for the Hokies and was named the Metro's Player of the Year in 1986 after leading the league with a 24.1 scoring average. He finished his Tech career with 2,389 points, which was a school record at the time. Curry earned first-team All-America honors from *The Basketball News*, second-team recognition from the Associated Press and the Basketball Writers of

America, and third-team honors from United Press International and the Helms Foundation. During the summers of 1984 and 1985, the 6-5 sharpshooter played on U. S. All-Star teams that competed abroad in Jones Cup play. Following his senior season, Curry was a first-round draft pick of the NBA's Utah Jazz. He now plays for the Toronto Raptors.

## 44

## ALLAN BRISTOW



Allan Bristow, a scrappy forward who paced the Hokies to the National Invitation Tournament championship in 1973, became the fourth Virginia Tech basketball player to have his jersey retired. Bristow scored in double figures during every game of his Tech career and still holds the Hokies' single-game scoring mark of 52 points. He finished as Tech's all-time scoring leader in 1973 with 1,804 points and still stands fifth on the list. He holds Tech records for career scoring average, most points in a game, consecutive double-figure scoring games and most field goals in a game. After 10 years as a player in the NBA, Bristow went into coaching, including a stint as the head coach of the NBA Charlotte Hornets. His jersey was retired on Oct. 17, 1998, at the Temple homecoming football game, commemorating the 25th anniversary of the 1973 NIT team.

### Hokies Drafted by the NBA, ABA

Year	Name	Round	Team	Pick
1961	Chris Smith	2nd	Syracuse	5th in 2nd
1962	Bucky Keller	6th	Los Angeles	8th in 6th
1966	John Wetzel	8th	Los Angeles	7th in 8th
1967	Ron Perry	12th	Minnesota (ABA)	
1968	Glen Combs	5th	San Diego	1st in 5th
		8th	Dallas (ABA)	
1969	Chris Ellis	5th	Chicago	5th in 5th
		6th	Kentucky (ABA)	
1971	Loyd King	15th	Milwaukee	8th in 15th
		7th	Memphis (ABA)	
1973	Allan Bristow	2nd	Philadelphia	3rd in 2nd (19th)
		1st	Virginia (ABA)	
1976	Larry Cooke	3rd	Atlanta	12th in 3rd
1976	Russell Davis	6th	Detroit	4th in 6th
1977	Ernest Wansley	6th	Washington	17th in 6th
1978	Ron Bell	6th	Cleveland	13th in 6th
1979	Marshall Ashford	5th	Washington	20th in 5th
1980	Wayne Robinson	2nd	Los Angeles	8th in 2nd
1980	Les Henson	7th	Boston	last player in 7th
1982	Dale Solomon	3rd	Philadelphia	22nd in 3rd
1982	Jeff Schneider	5th	Houston	15th in 5th
1985	Perry Young	3rd	Portland	14th in 3rd
1985	Al Young	7th	San Antonio	13th in 7th
1986	Dell Curry	1st	Utah	15th in 1st
1986	Keith Colbert	3rd	Philadelphia	9th in 3rd
1986	Bobby Beecher	4th	Sacramento	21st in 4th
1990	Bimbo Coles	2nd	Sacramento	40th overall
1999	Eddie Lucas	2nd	Utah	58th overall

# 93 CAGE SEASONS

## A YEAR-BY-YEAR LOOK AT TECH'S RECORDS, COACHES AND CAPTAINS

Year	Coach	Record	Captain
1908-09	R. M. Brown	4- 2	J. L. Hughes
09-10	Branch Bocock	11- 0	F.H. Legge
10-11	Branch Bocock	11- 1	W. R. Legge
11-12	L. N. Keesling	6- 3	L. W. Reiss
12-13	Houston B. Hughes	5- 9	Houston B. Hughes
13-14	Branch Bocock	14- 5	M. C. Beckner
14-15	Branch Bocock	9- 4	J. F. Powell
15-16	Branch Bocock	12- 3	G. W. Cocke
16-17	H. P. Sanborn	17- 2	C. L. Logan
17-18	Charles A. Bernier	15- 5	B. T. Cocke
1918-19	Charles A. Bernier	18- 4	Bill Wharton
19-20	Charles A. Bernier	14- 4	George F. Parrish
20-21	W. L. (Monk) Younger	19- 5	P. C. Brooks
21-22	W. L. (Monk) Younger	14- 6	C. D. Rhodes
22-23	W. L. (Monk) Younger	13- 6	C. D. Rhodes
23-24	B. C. Cabbage	5-13	E. C. Carroll
24-25	M. Buford Blair	6- 9	D. H. Rutherford
25-26	M. Buford Blair	3-10	W. A. Payne
26-27	H. B. Redd	6- 8	W. A. Payne
27-28	Bud Moore	5-11	M. N. Pearman
1928-29	I. E. Randall	4-13	Joseph M. Brown
29-30	R. S. Warren	5-14	John Ote Looney, Jr.
30-31	C. D. Rhodes	5-10	C. B. Baker
31-32	Geo. S. Proctor	8- 9	H. J. Yaggi
32-33	W. L. (Monk) Younger	5-10	E. J. Hall
33-34	W. L. (Monk) Younger	1-15	Benny Palmer
34-35	W. L. (Monk) Younger	3-16	D. T. Thomas
35-36	W. L. (Monk) Younger	5-16	Joe Mottola
36-37	W. L. (Monk) Younger	6-11	Joe Mottola
37-38	H. M. (Mac) McEver	6- 8	Charley Southern and Mel Henry
1938-39	H. M. (Mac) McEver	3-14	S. C. Power
39-40	H. M. (Mac) McEver	4-15	Keith S. Haff
40-41	H. M. (Mac) McEver	8-13	Keith S. Haff
41-42	H. M. (Mac) McEver	10-10	W. J. (Buddy) Henderson
42-43	H. M. (Mac) McEver	7- 7	Julius Rubin and Guy Crawford
43-44	H. M. (Mac) McEver	11- 4	Harry Bushkar
44-45	Geo. S. Proctor	6- 8	Harry Bushkar
45-46	Geo. S. Proctor	11- 8	Harry Bushkar
46-47	Geo. S. Proctor	13-13	Joe Ruddell
47-48	G. F. (Red) Laird	14- 9	Crennie Reed
1948-49	G. F. (Red) Laird	10-13	Bob Dickson
49-50	G. F. (Red) Laird	16- 9	Ted Bacalis and Bob Trombold
50-51	G. F. (Red) Laird	19-10	Sumner (Tex) Tilson, Dick Sayre and Gene Jones
51-52	G. F. (Red) Laird	4-16	(none)
52-53	G. F. (Red) Laird	4-19	John W. Cantrell
53-54	G. F. (Red) Laird	3-24	William B. Matthews
54-55	G. F. (Red) Laird	7-20	William B. Matthews
55-56	Charles W. (Chuck) Noe	14-11	William B. Matthews
56-57	Charles W. (Chuck) Noe	14- 8	Clayton (Abe) Coates
57-58	Charles W. (Chuck) Noe	11- 8	L. Hemmings and D. Kuhn
1958-59	Charles W. (Chuck) Noe	16- 5	Terry Penn
59-60	Charles W. (Chuck) Noe	20- 6	Lewis Mills
60-61	Charles W. (Chuck) Noe	15- 7	Chris Smith
61-62	Charles W. (Chuck) Noe	19- 6	Bucky Keller and J. Fleischman
62-63	William B. Matthews	12-12	Lee Melear and Calvin Jones
63-64	William B. Matthews	16- 7	Frank Alvis and Howard Pardue
64-65	Howard P. Shannon	13-10	Mickey McDade
65-66	Howard P. Shannon	19- 5	John Wetzel
66-67	Howard P. Shannon	20- 7	Ron Perry
67-68	Howard P. Shannon	14-11	Ted Ware
1968-69	Howard P. Shannon	14-12	Stan Kerrick
69-70	Howard P. Shannon	10-12	Loyd King
70-71	Howard P. Shannon	14-11	Loyd King
71-72	Don DeVoe	16-10	Charlie Lipscomb and Randy Minix
72-73	Don DeVoe	22- 5	Allan Bristow



**Coach Chuck Noe (r) and team captain Lewis Mills guided Tech to its first 20-win season in 1959-60.**

Year	Coach	Record	Captain
73-74	Don DeVoe	13-13	Craig Lieder
74-75	Don DeVoe	16-10	(none)
75-76	Don DeVoe	21- 7	D. Sensibaugh and Phil Thieneman
76-77	Charles Moir	19-10	Duke Thorpe and Phil Thieneman
77-78	Charles Moir	19- 8	Ron Bell and Sam Foggin
1978-79	Charles Moir	22- 9	Marshall Ashford and Tic Price
79-80	Charles Moir	21- 8	Wayne Robinson, Chris Scott Les Henson and John Hillenbrand
80-81	Charles Moir	15-13	Dale Solomon
81-82	Charles Moir	20-11	Dale Solomon
82-83	Charles Moir	23-11	Reggie Steppe and Perry Young
83-84	Charles Moir	22-13	John Dixon and Perry Young
84-85	Charles Moir	20- 9	Perry Young and Al Young
85-86	Charles Moir	22- 9	Dell Curry, Bobby Beecher, Keith Colbert and Dave Burgess
86-87	Charles Moir	10-18	Phil Williams
87-88	Frankie Allen	19-10	Tim Anderson and Bimbo Coles
1988-89	Frankie Allen	11-17	Wally Lancaster and Bimbo Coles
89-90	Frankie Allen	13-18	Bimbo Coles and Greg Brink
90-91	Frankie Allen	13-16	Antony Moses and David Herbster
91-92	Bill Foster	10-18	Erik Wilson and John Rivers
92-93	Bill Foster	10-18	Thomas Elliott and Steve Hall
93-94	Bill Foster	18-10	Jay Purcell and Jimmy Carruth
94-95	Bill Foster	25-10	Game captains
95-96	Bill Foster	23- 6	Game captains
96-97	Bill Foster	15-16	Ace Custis
97-98	Bobby Hussey	10-17	Shawn Browne and Myron Guillory
1998-99	Bobby Hussey	13-15	Game captains
99-00	Ricky Stokes	16-15	Game captains
00-01	Ricky Stokes	8-19	Carlton Carter and Brian Chase

# YEAR-BY-YEAR RECORDS

## 1908-09 (4-2)

hW 33-26 Emory & Henry  
 aW 36-10 Bluefield YMCA  
 hW 63-6 Rand. Macon Acad.  
 aW 22-10 Staunton M.A.  
 aL 12-28 W & L  
 aL 9-15 VMI  
 175-95

## 1909-10 (11-0)

hW 68-12 Davidson  
 hW 47-12 Emory & Henry  
 hW 26-21 Emory & Henry  
 hW 60-19 Rand. Macon Acad.  
 aW 60-16 Hampden-Sydney  
 aW 45-26 Lynchburg YMCA  
 aW 27-15 Staunton M.A.  
 aW 31-18 W & L  
 aW 37-14 VMI  
 hW 42-29 W & L  
 hW 70-15 Hampden-Sydney  
 513-197

## 1910-11 (11-1)

hW 87-4 Rand. Macon Acad.  
 hW 43-22 Emory & Henry  
 hW 27-11 Emory & Henry  
 hW 65-9 Roanoke College  
 hW 58-20 Tennessee  
 aW 62-8 Roanoke College  
 aW 29-26 Lynchburg YMCA  
 aW 53-8 Hampden-Sydney  
 aL 26-35 Lynchburg YMCA  
 aW 27-20 W & L  
 aW 35-18 VMI  
 hW 42-28 W & L  
 554-209

## 1911-12 (6-3)

hW 27-12 Emory & Henry  
 aW 53-14 Beaver H.S.

hW 94-33 Roanoke H.S.  
 hW 45-15 Wake Forest  
 nL 18-42 W & L  
 hW 37-28 UNC  
 hL 32-37 Trinity  
 aW 21-19 Wake Forest  
 hL 22-23 Lynchburg YMCA  
 349-223

## 1912-13 (5-9)

aW 22-19 Beaver H.S.  
 aL 15-54 W & L  
 aL 16-33 VMI  
 hW 36-23 Emory & Henry  
 hW 46-18 Roanoke College  
 hL 15-31 W & L  
 hW 36-16 Rand. Macon Acad.  
 hW 48-12 Beaver H.S.  
 aL 15-44 Guilford  
 aL 9-29 UNC  
 aL 16-23 Trinity  
 aL 24-34 Durham YMCA  
 aL 12-21 Wake Forest  
 nL 16-39 Wake Forest  
 326-416

## 1913-14 (14-5)

aW 28-14 Beaver H.S.  
 hL 30-41 Roanoke College  
 hW 37-20 Maryville  
 aL 15-51 Navy  
 aW 16-15 St. John's College  
 aW 26-17 Mt. St. Joseph  
 aL 28-54 Catholic U.  
 aW 46-16 Episcopal H.S.  
 aL 17-46 W & L  
 hW 16-15 Guilford  
 hW 32-11 Guilford  
 hW 36-20 Elon  
 hW 48-25 Emory & Henry

hW 41-9 Rand. Macon Acad.  
 hW 21-19 W & L  
 hW 58-14 King College  
 hW 29-24 Wake Forest  
 nW 27-16 VMI  
 aL 15-26 Roanoke College  
 566-453

## 1914-15 (9-4)

hW 39-14 St. Albans  
 aL 21-25 Georgetown  
 aW 40-20 Richmond  
 aW 31-19 N.C. State  
 aL 28-29 Rich. Howitzers  
 hW 52-5 Daleville College  
 hW 43-11 Emory & Henry  
 hW 29-19 Trinity  
 hL 16-17 Elon  
 hW 32-19 N.C. State  
 nW 22-21 VMI  
 hW 48-16 Rand. Macon Acad.  
 aL 21-39 Virginia  
 422-254

## 1915-16 (12-3)

hW 65-18 Daleville College  
 hW 27-24 Cardinal A.C.  
 hW 27-10 Tusculum  
 aW 53-13 Beaver H.S.  
 hW 62-16 Church Hill A.C.  
 hW 30-14 Elon  
 hW 35-13 Elon  
 nW 44-27 UNC  
 aL 14-30 Virginia  
 aW 30-27 Georgetown  
 aL 28-31 Gallaudet  
 hW 23-14 W. Va. Western  
 hW 30-28 Wake Forest  
 hW 29-16 N.C. State  
 hL 19-25 VMI  
 516-306

## 1916-17 (17-2)

hW 53-9 Daleville College  
 hW 38-11 Hampden Sydney  
 hW 39-10 William & Mary  
 aW 29-14 Hampden-Sydney  
 aW 37-16 Lynchburg YMCA  
 hW 49-18 Rand. Macon Acad.  
 hW 54-8 Church Hill A.C.  
 hW 41-12 Emory & Henry  
 hW 59-2 Va. Christian  
 hW 32-13 W.Va. Wesleyan  
 aW 27-18 N.C. State  
 aL 23-31 UNC  
 aW 22-20 Elon  
 aL 24-26 Wake Forest  
 aW 53-28 Roanoke YMCA  
 hW 44-17 Tennessee  
 hW 31-12 Wake Forest  
 hW 30-22 UNC  
 aW 37-22 VMI  
 722-309

## 1917-18 (15-5)

hW 70-18 Daleville College  
 hW 53-9 Bridgewater  
 hL 19-23 Hampden-Sydney  
 hL 20-49 Davidson  
 aL 29-36 Hampden-Sydney  
 aL 15-35 Lynchburg YMCA  
 hW 45-42 Emory & Henry  
 hL 13-14 Elon  
 hW 30-13 Elon  
 hW 60-13 Eastern College  
 hW 40-23 Lynchburg A.C.  
 aW 23-22 Lynchburg A.C.

aW 34-29 Roanoke College  
 aW 29-10 W & L  
 aW 31-26 VMI  
 hW 46-16 Wake Forest  
 hW 34-15 Tennessee  
 hW 61-13 Va. Christian  
 hW 26-23 Roanoke College  
 hW 29-22 VMI  
 707-451

## 1918-19 (18-4)

hW 48-20 Roanoke YMCA  
 hW 57-11 Bridgewater  
 hW 40-16 Hampden-Sydney  
 hW 22-18 Roanoke College  
 hW 55-16 Daleville College  
 hW 71-16 Tusculum  
 aW 43-29 Lynchburg A.C.  
 nL 19-31 VMI  
 hW 46-16 Elon  
 hW 38-15 Elon  
 nW 37-15 W & L  
 aW 18-16 Catholic U.  
 aL 22-31 Georgetown  
 aL 24-28 Gallaudet  
 hW 20-17 Davidson  
 hW 31-18 Wake Forest  
 hL 13-14 Wake Forest  
 hW 28-22 UNC  
 nW 32-14 UNC  
 hW 37-20 VMI  
 nW 35-23 W & L  
 nW 30-24 VMI  
 766-450

## 1919-20 (14-4)

hW 59-29 Daleville College  
 aW 58-23 Roanoke YMCA  
 hW 67-8 Hampden-Sydney  
 aL 25-31 VMI  
 hW 26-18 Auburn  
 hW 35-19 Tusculum  
 hW 40-9 Tusculum  
 hW 59-11 Bridgewater  
 hL 19-34 W. Va. Wesleyan  
 hW 23-14 VMI  
 aW 37-18 Lynchburg A.C.  
 aW 31-26 Catholic U.  
 aW 34-17 Johns Hopkins  
 aL 21-26 Delaware  
 aW 52-37 Church Hill A.C.  
 nW 42-17 N.C. State  
 nW 27-15 W & L  
 nL 26-28 VMI  
 681-380

## 1920-21 (19-5)

hW 64-10 Daleville College  
 hW 25-22 Roanoke College  
 hW 51-5 Lynchburg College  
 aW 33-22 Roanoke YMCA  
 hW 35-7 Hampden-Sydney  
 hW 34-14 Roanoke College  
 hW 35-10 The Citadel  
 nW 25-9 W & L  
 aL 21-45 VMI  
 aL 26-32 Lynchburg Elks  
 hW 37-10 Emory & Henry  
 aW 31-12 Church Hill A.C.  
 aW 31-25 Coll. Stars B'mre.  
 aW 37-24 West Virginia  
 aW 29-23 Penn State  
 aL 0-2 Delaware (forf.)  
 aW 26-20 George Washington  
 hW 31-15 Georgia Tech  
 hW 21-18 Trinity  
 hW 29-19 Wake Forest

## Coaching Records

(Listed in order of number of victories)

Name	Seasons	W	L	Pct.	Years
Charles Moir	11	213	119	.642	1976-87
Chuck Noe	7	109	51	.681	1955-62
Howie Shannon	7	104	68	.605	1964-71
Bill Foster	6	101	78	.564	1991-97
Don DeVoe	5	88	45	.662	1971-76
G. F. (Red) Laird	8	77	120	.391	1947-55
W. L. (Monk) Younger	8	66	85	.437	1920-23; 32-37
Branch Bocock	5	57	13	.814	1909-11; 13-16
Frankie Allen	4	56	61	.479	1987-91
H.M. (Mac) McEver	7	49	71	.408	1937-44
Charles E. Bernier	3	47	13	.783	1917-20
G. S. (Gummy) Proctor	4	38	38	.500	1931-32; 44-47
William B. Matthews	2	28	19	.596	1962-64
<b>Ricky Stokes</b>	<b>2</b>	<b>24</b>	<b>34</b>	<b>.414</b>	<b>1999-</b>
Bobby Hussey	2	23	32	.418	1997-99
H.P. Sanborn	1	17	2	.895	1916-17
M. Buford Blair	2	9	19	.321	1924-26
L.N. Keesling	1	6	3	.667	1911-12
H.B. Redd	1	6	8	.429	1926-27
Houston B. Hughes	1	5	9	.357	1912-13
C.D. Rhodes	1	5	10	.333	1930-31
Bud Moore	1	5	11	.313	1927-28
B.C. Cabbage	1	5	13	.278	1923-24
R.S. Warren	1	5	14	.263	1929-30
R.M. Brown	1	4	2	.667	1908-09
I.E. Randall	1	4	13	.235	1928-29



**The 1908-09 team, the first Tech squad.**

nW 23-19 W & L  
 nW 43-12 N.C. State  
 hL 11-26 VMI  
 nL 25-27 VMI  
 723-428

**1921-22 (14-6)**

hW 27-11 Marshall  
 hW 32-25 Lynchburg College  
 hW 33-13 Western Md.  
 aL 20-30 VMI  
 hW 37-10 Roanoke Elks  
 hW 40-14 Milligan College  
 hW 26-19 Tennessee  
 aW 29-17 Lynchburg Elks  
 aL 12-24 Richmond Takola  
 aW 29-28 Catholic U.  
 aL 33-35 George Washington  
 aL 14-62 Navy  
 hW 34-20 Morris-Harvey  
 nL 32-38 W & L  
 nW 26-25 VMI  
 hW 32-20 N.C. State  
 hW 48-21 Lenoir Rhyne  
 hW 38-16 Roanoke College  
 nL 22-26 Virginia  
 hW 27-19 VMI  
 591-473

**1922-23 (13-6)**

hL 20-28 Washington College  
 aW 27-18 King College  
 hW 35-20 Elon  
 hW 28-9 Hampden-Sydney  
 aW 22-19 VMI  
 hW 41-11 Concord St. T.  
 aL 7-31 W & L  
 hW 36-12 King College  
 hW 34-27 Roanoke College  
 hW 26-25 West Va. Wesleyan  
 hW 23-19 Carson Newman  
 nW 42-16 VMI  
 hL 33-34 Trinity (Duke)  
 hL 28-29 W & L  
 hW 38-16 Western Md.  
 hL 20-21 VMI  
 nW 22-18 Virginia  
 nW 20 26-23 Vanderbilt  
 nL 20 23-38 Chattanooga  
 531-414

**1923-24 (5-13)**

aL 14-41 Lynchburg College  
 hL 17-21 Morris-Harvey  
 aL 11-22 VMI  
 hL 10-37 Wake Forest

hL 25-33 Elon  
 nL 21-33 W & L  
 nL 16-32 Virginia  
 hL 15-37 Carson Newman  
 hW 30-29 William & Mary  
 nL 15-20 VMI  
 hW 24-12 King College  
 aL 17-29 W & L  
 aW 26-22 Transylvania  
 aL 14-36 Kentucky  
 aL 37-47 Centre College  
 aL 14-29 Marshall  
 aW 34-20 Morris-Harvey  
 hW 34-20 Roanoke College  
 374-521

**1924-25 (6-9)**

hW 39-21 Concord St. T.  
 hL 32-47 Wake Forest  
 aL 29-30 VMI  
 hW 33-28 King College  
 aL 18-26 W & L  
 hW 48-21 Morris-Harvey  
 aL 32-43 Virginia  
 hL 32-37 Carson Newman  
 hW 27-18 VMI  
 hW 42-19 Elon  
 hL 20-27 W & L  
 hL 29-40 Davidson  
 aL 32-48 Furman  
 aW 27-13 Clemson  
 nL 13-42 UNC  
 453-460

**1925-26 (3-10)**

hL 14-16 Concord St. T.  
 hL 17-19 Maryland  
 hL 19-23 Roanoke College  
 aL 30-43 W & L  
 hL 19-34 Virginia  
 hW 20-18 VMI  
 aL 23-24 Lynchburg College  
 aW 25-24 Richmond  
 aL 24-42 Catholic U.  
 aL 14-30 Maryland  
 hW 41-20 W & L  
 hL 20-27 Carson Newman  
 aL 19-26 VMI  
 285-346

**1926-27 (6-8)**

hW 33-29 King College  
 hW 40-22 Roanoke College  
 hW 26-24 Elon  
 aL 25-34 Virginia  
 aL 30-34 Roanoke College

aW 33-30 VMI  
 aL 32-36 UNC  
 aL 18-31 Duke  
 aL 24-29 N.C. State  
 hW 39-15 Lynchburg College  
 hL 23-39 W & L  
 hW 26-20 VMI  
 aL 40-46 W & L  
 hL 14-27 Virginia  
 403-416

**1927-28 (5-11)**

hW 30-10 King College  
 hL 20-29 Maryland  
 hW 30-29 Lynchburg College  
 aL 24-35 W & L  
 hW 39-26 Alabama  
 aL 26-35 Virginia  
 hL 11-29 VMI  
 nL 24-47 West Virginia  
 hL 31-34 Duke  
 hL 12-38 Virginia  
 nW 36-17 W & L  
 hW 37-14 Sewanee  
 aL 22-35 VMI  
 aL 26-36 Richmond  
 aL 10-30 Maryland  
 aL 33-57 Georgetown  
 411-501

**1928-29 (4-13)**

hL 29-36 Elon  
 aL 19-42 VMI  
 hW 26-25 Virginia  
 aL 25-44 W & L  
 aL 27-33 UNC  
 aL 27-44 Duke  
 aL 13-28 Davidson  
 hW 39-29 Maryland  
 aL 25-34 Virginia  
 hW 33-23 VMI  
 nL 27-49 West Virginia  
 hL 19-41 Davidson  
 hL 17-45 W & L  
 hL 25-26 Hampden-Sydney  
 hW 22-19 Carson Newman  
 hL 32-35 Marshall  
 hL 17-36 W & L  
 422-589

**1929-30 (5-14)**

aL 17-30 Roanoke College  
 hW 43-19 Roanoke College  
 hL 17-31 N.C. State  
 hW 35-29 Emory & Henry  
 aL 21-28 Virginia  
 aL 27-44 Maryland  
 hW 34-31 Virginia  
 hL 30-31 Elon  
 hW 39-35 VMI  
 hL 21-30 UNC  
 hL 23-27 Sewanee  
 hL 20-38 Davidson  
 hW 44-32 William & Mary  
 hL 23-34 Maryland  
 aL 21-43 VMI  
 hL 20-35 W & L  
 aL 23-41 UNC  
 aL 18-41 N.C. State  
 aL 20-35 W & L  
 496-634

**1930-31 (5-10)**

hW 28-21 Virginia  
 aL 18-22 N.C. State  
 aL 17-39 Wake Forest  
 aW 31-28 UNC  
 aL 20-22 Davidson  
 hW 28-27 VMI  
 aW 39-21 Lynchburg College  
 aL 25-35 Virginia  
 aL 16-33 Maryland  
 hL 24-30 UNC  
 aL 30-31 VMI

hW 38-35 Emory & Henry  
 aL 24-37 W & L  
 hL 27-34 Sewanee  
 hL 17-37 W & L  
 382-452

**1931-32 (8-9)**

hW 27-26 Wake Forest  
 aL 26-38 UNC  
 aL 17-33 N.C. State  
 hW 37-20 Roanoke College  
 aL 18-28 W & L  
 hL 24-35 Virginia  
 aL 22-26 Virginia  
 aL 16-51 Maryland  
 hL 21-30 Maryville  
 hL 18-22 N.C. State  
 hL 20-31 UNC  
 aW 25-18 VMI  
 hW 35-18 Catholic U.  
 hW 22-16 W & L  
 aW 30-25 Roanoke College  
 hW 25-17 Marshall  
 hW 23-18 VMI  
 406-452

**1932-33 (5-10)**

hL 20-40 Maryland  
 hW 34-31 W & L  
 aL 26-58 UNC  
 aL 18-46 N.C. State  
 aW 38-34 VMI  
 aL 21-37 Maryland  
 nL 30-36 Virginia  
 hL 25-45 N.C. State  
 hW 27-22 Davidson  
 hL 25-31 Duke  
 aL 32-40 Emory & Henry  
 hL 40-43 George Washington  
 aW 37-35 W & L  
 hW 27-15 VMI  
 nL 25-32 UNC  
 425-545

**1933-34 (1-15)**

hL 14-31 UNC  
 hL 24-29 Maryland  
 aL 25-37 Catholic U.  
 aL 19-40 George Washington  
 aL 32-34 Maryland  
 aL 21-42 UNC  
 aL 30-45 N.C. State  
 hL 14-34 Richmond  
 hL 28-32 Davidson  
 hW 22-19 VMI  
 hL 15-45 Duke  
 aL 31-47 W & L  
 hL 30-48 W & L  
 hL 30-46 N.C. State  
 aL 26-43 VMI  
 hL 20-27 Emory & Henry  
 381-599

**1934-35 (3-16)**

hL 25-42 Kroger Bl. Dev.  
 hL 9-29 UNC  
 hW 29-17 Roanoke College  
 hL 17-37 Richmond  
 aL 19-49 W & L  
 hL 24-29 Virginia  
 aL 17-29 N.C. State  
 aL 25-32 Duke  
 aL 13-29 UNC  
 aL 25-40 VMI  
 hW 30-24 William & Mary  
 hL 19-27 Duke  
 hL 22-29 W & L  
 hL 21-40 N.C. State  
 aL 20-40 Richmond  
 aL 26-42 William & Mary  
 aL 31-54 Virginia  
 aL 24-26 Roanoke College  
 hW 25-24 VMI  
 421-639

### 1935-36 (5-16)

hW 42-16 Roanoke YMCA  
 hL 13-27 Natl. Bus. College  
 hL 21-40 UNC  
 hL 28-36 William & Mary  
 hW 31-26 VMI  
 aL 23-24 Roanoke College  
 aL 18-50 W & L  
 aL 26-34 UNC  
 aL 28-44 N.C. State  
 aL 20-40 Duke  
 hL 44-46 N.C. State  
 hL 32-46 Clemson  
 hL 22-42 W & L  
 aW 26-15 Hampden-Sydney  
 aL 36-42 William & Mary  
 aL 26-30 Virginia  
 hW 35-30 Davidson  
 hW 27-23 Hampden-Sydney  
 hL 30-39 Roanoke College  
 aL 33-44 Natl. Bus. College  
 aL 36-38 VMI  
 597-732

### 1936-37 (6-11)

hW 36-29 William & Mary  
 hL 26-38 UNC  
 aW 28-27 Rand. Macon Acad.  
 aW 38-30 William & Mary  
 aL 22-32 Richmond  
 aL 30-52 W & L  
 aL 25-55 Catholic U.  
 aL 17-45 Navy  
 aL 22-30 VMI  
 hL 24-36 N.C. State  
 hL 24-38 W & L  
 nW 29-28 Virginia  
 aL 29-38 N.C. State  
 aL 25-41 UNC  
 nL 22-40 Virginia  
 hW 32-37 Richmond  
 hW 32-31 VMI  
 461-617

### 1937-38 (6-8)

hW 29-25 William & Mary  
 hL 32-38 UNC  
 hW 22-19 Richmond  
 aW 41-31 William & Mary  
 aL 22-25 Richmond  
 aL 34-52 W & L  
 aL 23-29 American U.  
 aL 35-42 Maryland  
 aL 38-43 Virginia  
 hW 28-35 VMI  
 hW 35-32 Virginia  
 hL 24-32 W & L  
 hW 52-45 Rand. Macon Acad.  
 aL 23-29 VMI  
 438-467

### 1938-39 (3-14)

hL 33-46 William & Mary  
 hW 32-31 Richmond  
 aL 35-46 Duke  
 aW 36-35 UNC  
 aL 29-66 W & L  
 aL 36-54 VMI  
 aL 16-45 Virginia  
 hL 31-47 Marshall  
 aL 26-44 Richmond  
 aL 30-57 William & Mary  
 hL 30-43 VMI  
 nL 40-55 Davidson  
 aL 35-52 N.C. State

hW 35-33 Rand. Macon Acad.  
 hL 25-39 Virginia  
 hL 26-31 Hampden-Sydney  
 hL 51-65 W & L  
 546-789

### 1939-40 (4-15)

nW 31-24 House of David  
 nL 25-46 UNC  
 hL 25-34 W & L  
 hW 33-18 Hampden-Sydney  
 aL 41-49 Maryland  
 aL 30-74 George Washington  
 hW 51-43 Natl. Bus. College  
 aL 22-42 W & L  
 hL 25-34 Virginia  
 hL 28-45 Marshall  
 aL 39-41 Richmond  
 aL 33-38 William & Mary  
 hL 28-35 Catawba  
 hL 32-41 Richmond  
 hW 40-32 VMI  
 nL 33-39 Natl. Bus. College  
 hL 29-49 William & Mary  
 aL 35-50 VMI  
 aL 27-42 Virginia  
 607-776

### 1940-41 (8-13)


aW 42-41 LangleyFld.  
 nL 38-39 Naval Trng. Sta.  
 aL 39-41 Apprentice School  
 hW 67-38 Naval Trng. Sta.  
 hL 51-54 William & Mary  
 nL 29-41 W & L  
 nL 35-49 Virginia  
 aL 30-37 W & L  
 aL 35-60 UNC  
 nW 57-41 Davidson  
 hW 54-35 N.C. State  
 hW 58-45 U. New Mexico  
 aL 35-36 Richmond  
 aL 50-52 William & Mary  
 aL 52-60 VMI  
 hL 31-33 VMI  
 hL 39-40 Virginia  
 hW 37-31 Richmond  
 aW 42-33 American U.  
 aW 48-39 Maryland  
 nL 37-54 George Washington  
 906-899

### 1941-42 (10-10)

aW 63-53 Emory & Henry  
 hW 50-38 Emory & Henry  
 aL 41-52 Naval Trng. Sta.  
 aW 59-44 Langley Field  
 aW 41-36 Apprentice School  
 nL 27-29 W & L  
 hL 29-34 William & Mary  
 hL 33-35 W & L  
 nW 42-25 Virginia  
 hW 55-27 Hampden-Sydney  
 nW 49-35 Citadel  
 aW 45-39 William & Mary  
 aL 39-44 Richmond  
 hW 28-26 VMI  
 hL 33-34 Richmond  
 aL 42-43 VMI  
 hL 36-58 Virginia  
 hW 57-42 Furman  
 aL 50-67 Duke  
 aL 43-54 N.C. State  
 862-815

### 1942-43 (7-7)

aW 39-38 Emory & Henry  
 hW 51-33 Emory & Henry



**Harry Bushkar was the Virginia Player of the Year in 1946.**

hW 49-34 William & Mary  
 aL 33-43 VMI  
 hL 35-38 UNC  
 hL 37-50 Bolling Field  
 aL 40-43 N.C. State  
 aL 70-78 Duke  
 aW 44-40 N.C. Pre-Flight  
 hW 42-37 W & L  
 nW 62-46 Virginia  
 hL 38-42 VMI  
 aL 25-55 William & Mary  
 aW 47-38 W & L  
 612-615

### 1943-44 (11-4)

aW 42-36 Emory & Henry  
 nL 55-63 Virginia  
 aL 29-60 N.C. Pre-Flight  
 aL 29-42 UNC  
 aW 31-26 Woodrow Wilson  
 aW 46-20 VMI  
 hW 46-24 Blackstone A.A.  
 hW 53-30 Woodrow Wilson  
 hW 39-17 VMI  
 hW 46-22 William & Mary  
 hW 44-24 Emory & Henry  
 aW 43-40 Apprentice School  
 aW 58-29 William & Mary  
 nW 38-34 Davidson  
 nL 24-39 UNC  
 623-506

### 1944-45 (6-8)

hW 57-34 Bridgewater  
 hL 34-39 Emory & Henry  
 hW 47-41 Concord State  
 hL 30-55 UNC  
 hL 34-44 Virginia  
 aL 28-60 UNC  
 hW 42-23 VMI  
 aL 40-55 Hampden-Sydney  
 aL 30-41 William & Mary  
 aL 27-37 Emory & Henry  
 hW 41-35 Hampden-Sydney  
 nL 41-48 Milligan College  
 hW 57-55 Milligan College  
 aW 57-34 VMI  
 565-601

### 1945-46 (11-8)

hW 60-19 Lynchburg College  
 hL 40-48 UNC  
 hL 52-62 Old Dominion  
 aL 29-57 Virginia  
 hW 58-28 VMI  
 aW 43-26 Woodrow Wilson  
 aW 40-33 Richmond  
 hW 48-24 VMI  
 hW 31-25 Richmond  
 aL 27-40 McGuire Gen.

hW 69-31 Roanoke College  
 aL 46-64 Old Dominion  
 aL 42-63 UNC  
 hW 51-45 William & Mary  
 hW 69-23 W & L  
 hL 48-57 George Washington  
 aW 59-45 Roanoke College  
 nW 2 39-33 George Washington  
 nL 2 38-44 Duke  
 889-767

### 1946-47 (13-13)

aW 52-41 Bristol YMCA  
 aW 53-42 Catholic U.  
 aL 45-48 American U.  
 aW 55-39 Quantico  
 hW 42-35 House of David  
 hW 67-25 Lynchburg College  
 hW 46-41 Roanoke College  
 hW 51-22 Emory & Henry  
 aW 53-52 VMI  
 hL 49-57 Maryland  
 hL 46-53 W & L  
 aW 51-40 Roanoke College  
 hL 52-58 Virginia  
 hW 60-50 Hampden-Sydney  
 aL 45-59 Richmond  
 aL 41-50 William & Mary  
 aL 40-52 Duke  
 aL 51-57 UNC  
 aL 60-75 Hanes Hosiery  
 hW 54-40 Richmond  
 hW 56-52 William & Mary  
 hW 47-41 VMI  
 aL 42-55 Maryland  
 aL 49-66 George Washington  
 aL 57-71 Hampden-Sydney  
 aL 54-74 W & L  
 1318-1285

### 1947-48 (14-9)

nW 1 58-46 Old Dominion  
 aL 51-66 Georgetown  
 aL 53-57 Quantico  
 aW 48-42 Bristol YMCA  
 hL 31-39 UNC  
 hW 59-41 William & Mary  
 aW 54-49 Virginia  
 hW 44-43 Roanoke College  
 aL 45-52 Duke  
 aL 36-68 UNC  
 hL 58-60 George Washington  
 hW 71-49 Hampden-Sydney  
 aW 50-39 VMI  
 aW 51-46 Richmond  
 aL 42-46 William & Mary  
 aL 35-42 Roanoke College  
 hW 75-49 W & L  
 hW 55-48 Richmond  
 hW 57-43 Virginia  
 aW 57-55 Hampden-Sydney  
 aW 55-47 W & L  
 hW 59-51 VMI  
 nL 2 40-61 UNC  
 1184-1139

### 1948-49 (10-13)

aL 44-55 Roanoke Rebels  
 aL 49-65 Quantico  
 aL 37-54 George Washington  
 aL 51-60 Maryland  
 aL 48-56 Roanoke Rebels  
 hL 48-56 UNC  
 hW 56-46 Duke  
 hW 54-52 William & Mary  
 aL 58-66 W & L  
 aL 52-65 Duke



aL 59-78 UNC  
 hL 48-51 Richmond  
 hW 52-50 Virginia  
 aW 48-38 Roanoke College  
 aL 47-62 William & Mary  
 aW 52-47 Richmond  
 hW 66-53 VMI  
 aW 66-64 Virginia  
 hW 68-54 W & L  
 hW 64-55 Roanoke College  
 aL 58-64 Hampden-Sydney  
 aW 59-48 VMI  
 hL 66-68 Hampden-Sydney  
 1205-1307

**1949-50 (16-9)**

aW 70-57 Kane's Rebels  
 aL 58-72 Loyola College  
 aL 52-84 St. John's  
 aL 53-73 Long Island U.  
 hW 63-57 Maryland  
 hW 62-48 UNC  
 nL 27 56-60 Davidson  
 hW 78-48 Roanoke College  
 hW 71-59 George Washington  
 aW 58-39 Roanoke College  
 aW 64-50 Virginia  
 aL 69-73 W & L  
 aW 73-41 VMI  
 aL 53-66 UNC  
 aL 56-81 N.C. State  
 hW 61-51 Richmond  
 hW 75-53 Hampden-Sydney  
 hW 80-71 W & L  
 aW 74-39 Richmond  
 aL 50-64 William & Mary  
 hW 78-64 Virginia  
 hW 60-47 William & Mary  
 hW 78-58 VMI  
 aW 84-83 Hampden-Sydney  
 nL 10 42-67 N.C. State  
 1618-1505

**1950-51 (19-10)**

aW 83-63 Kane's Rebels  
 nL 11 50-57 Eastern Kentucky  
 hW 79-53 Little Creek Navy  
 hW 89-64 Norfolk Navy  
 aL 49-63 Duquesne  
 aL 65-73 St. Francis  
 aL 67-78 West Virginia  
 aW 71-61 Roanoke College  
 aW 79-74 Fort Meyer  
 aL 64-67 Quantico  
 aW 91-75 Hampden-Sydney  
 aW 60-59 Virginia  
 hW 94-81 Roanoke College  
 nW 1 68-64 South Carolina  
 aW 66-57 Maryland  
 aW 86-71 George Washington  
 hW 58-57 W & L  
 aL 66-114 N.C. State  
 aL 58-61 W & L  
 hW 79-72 West Virginia  
 aL 67-73 William & Mary  
 aW 86-76 Richmond  
 hW 85-60 VMI  
 hW 93-62 Virginia  
 hW 83-61 Richmond  
 hW 94-83 Hampden-Sydney  
 hW 82-77 William & Mary  
 aL 76-79 VMI  
 nL 2 61-64 Duke  
 2249-1995

**1951-52 (4-16)**

aL 43-95 Eastern Kentucky  
 aL 53-78 West Virginia  
 aL 64-78 Roanoke Rebels  
 aL 74-77 Roanoke College  
 aL 71-76 W & L  
 hL 74-88 George Washington  
 aL 70-84 Hampden-Sydney  
 aL 58-67 Davidson

aL 60-71 South Carolina  
 hW 90-62 Virginia  
 aL 70-83 Richmond  
 aL 79-85 William & Mary  
 hW 60-54 Richmond  
 nW 12 87-85 W & L  
 aW 73-54 VMI  
 hL 82-99 West Virginia  
 hL 76-86 William & Mary  
 aL 59-74 Virginia  
 hL 53-56 VMI  
 hL 82-83 Hampden-Sydney  
 1378-1535

**1952-53 (4-19)**


aL 75-84 High Point  
 aL 61-73 Elon  
 aL 57-113 Marshall  
 aL 42-83 Eastern Kentucky  
 nL 12 66-69 South Carolina  
 hL 55-92 West Virginia  
 aL 46-65 Maryland  
 aL 59-105 George Washington  
 hW 85-68 W & L  
 aL 95-108 Virginia  
 aL 62-86 West Virginia  
 aL 74-91 William & Mary  
 aL 54-86 Richmond  
 aL 74-76 W & L  
 hL 56-70 Maryland  
 hL 72-75 Furman  
 hW 83-67 VMI  
 hL 71-77 Richmond  
 hL 65-81 George Washington  
 hL 85-87 Virginia  
 aL 64-90 VMI  
 hW 75-74 William & Mary  
 hW 71-62 Davidson  
 1547-1883

**1953-54 (3-24)**

aL 55-82 Wake Forest  
 aW 68-61 Davidson  
 aL 75-103 Furman  
 aL 55-93 George Washington  
 aL 52-60 Maryland  
 nL 4 54-63 Richmond  
 nL 4 81-97 Virginia  
 aL 62-91 N.C. State  
 aL 45-82 Duke  
 hL 40-73 George Washington  
 hL 73-95 Virginia  
 hL 69-87 Davidson  
 aL 75-99 Richmond  
 aL 66-82 William & Mary  
 aL 68-111 West Virginia  
 hL 41-54 Maryland  
 hL 52-66 William & Mary  
 hW 65-62 W & L  
 aL 78-82 VMI  
 nL12 53-107 Duke  
 hL 61-83 Richmond  
 nL 51-96 N.C. State  
 nL13 67-101 West Virginia  
 aL 69-78 Virginia  
 hW 85-70 Citadel  
 aL 62-72 W & L  
 hL 63-64 VMI  
 1685-2214

**1954-55 (7-20)**

aL 71-78 Elon College  
 aW 91-69 Citadel  
 aW 98-87 Col. Charleston  
 aW 71-70 Davidson  
 aL 68-76 Lenoir-Rhyne  
 nW 4 88-77 Rutgers  
 nL 4 57-84 Richmond  
 nL 4 67-82 William & Mary  
 aL 82-98 West Virginia  
 aL 61-63 Richmond  
 aL 63-88 W & L  
 hL 68-70 Davidson



*Chris Smith is a charter member of the Virginia Tech Sports Hall of Fame.*

hL 69-75 William & Mary  
 aL 60-95 George Washington  
 hL 61-64 West Virginia  
 aL 87-125 Furman  
 aL 73-90 South Carolina  
 hL 58-60 Furman  
 hL 65-70 Richmond  
 aL 73-105 William & Mary  
 hL 67-82 W & L  
 hL 57-82 George Washington  
 aL 74-76 VMI  
 hL 59-107 Virginia  
 hW 88-53 Citadel  
 hW 78-70 VMI  
 aW 78-72 Virginia  
 1932-2168

**1955-56 (14-11)**

hW 105-53 Guilford  
 aL 68-85 Furman  
 aW 97-64 Citadel  
 aL 76-78 Davidson  
 aW 108-75 Guilford  
 nL 4 60-64 Seton Hall  
 nL 4 85-103 Virginia  
 nW 4 80-59 Rhode Island  
 aL 66-71 Virginia  
 hW 89-73 Davidson  
 hW 63-61 George Washington  
 aL 57-66 William & Mary  
 aW 60-49 W & L  
 aL 70-92 George Washington  
 hL 60-66 Richmond  
 hW 76-64 Virginia  
 aW 64-56 VMI  
 aL 62-84 West Virginia  
 hW 68-64 W & L  
 hW 73-71 Furman  
 aW 73-71 Richmond  
 hL 74-79 William & Mary  
 hW 103-47 Citadel  
 hW 95-56 VMI  
 nL 4 70-84 Furman  
 1906-1729

**1956-57 (14-8)**

hW 79-71 Richmond  
 aL 88-91 Furman  
 aW 72-68 Citadel (OT)  
 nL 21 55-56 Kentucky  
 nL 21 47-62 Alabama  
 hL 81-85 Furman  
 hW 83-72 Citadel  
 aL 70-72 William & Mary  
 aW 49-47 Richmond  
 hW 86-60 Davidson  
 nL 13 54-59 West Virginia  
 hW 70-56 Virginia  
 aW 83-67 George Washington  
 hW 66-56 W & L  
 hW 94-83 William & Mary  
 aW 54-46 W & L  
 hW 80-42 VMI  
 hW 82-63 George Washington  
 aW 82-70 VMI  
 aL 55-71 Davidson  
 nW 4 64-56 William & Mary  
 nL 4 54-68 W & L  
 1548-1421

**1957-58 (11-8)**

hL 62-72 Richmond  
 aL 54-55 Citadel (OT)  
 aL 58-65 Tulane  
 aW 70-59 Georgia Tech  
 aL 73-74 Richmond  
 aL 66-80 Virginia  
 aW 86-63 VMI  
 hW 96-60 W & L  
 aW 87-75 William & Mary  
 aW 64-51 Davidson  
 hW 102-76 Furman  
 hL 54-70 George Washington  
 aW 78-64 W & L  
 hW 90-58 Davidson  
 hW 75-44 Citadel  
 aL 72-76 George Washington  
 hW 72-68 William & Mary  
 hW 99-82 VMI  
 nL 4 61-79 William & Mary  
 1419-1271

**1958-59 (16-5)**

hW 85-73 Virginia  
 aL 70-78 Marshall  
 aW 95-80 Furman  
 nW 16 93-52 Spring Hill  
 nW 16 67-64 Centenary  
 nL 16 66-71 La. Tech (OT)  
 aW 69-60 Richmond  
 hW 86-81 George Washington  
 hW 105-24 W & L  
 nW 6 93-80 Marshall  
 hW 91-70 Davidson  
 aL 58-59 William & Mary  
 aL 78-81 VMI  
 hW 74-68 William & Mary  
 hW 76-69 Citadel  
 aW 94-63 Davidson  
 hW 104-66 Richmond  
 aW 91-84 George Washington  
 aW 78-51 W & L  
 hW 118-60 VMI  
 nL 4 67-85 George Washington  
 1758-1419

**1959-60 (20-6)**

hW 75-62 George Washington  
 aW 80-72 Virginia  
 nL 15 80-85 Marshall  
 nW 15 78-74 Tennessee Tech  
 aW 74-56 E. Tennessee St.  
 aL 57-62 Tulane  
 nW 21 82-61 Mississippi State  
 aW 73-65 Richmond  
 nW 6 79-72 Marshall  
 hW 96-51 Davidson  
 aW 92-91 William & Mary (OT)  
 aW 95-93 VMI (OT)

# YEAR-BY-YEAR RECORDS

aW 89-78 Navy  
 hW 107-77 Furman  
 aL 59-77 Dayton  
 aL 46-48 Toledo (OT)  
 aL 90-105 George Washington  
 aW 84-75 Davidson  
 hW 82-66 William & Mary  
 aW 86-74 Citadel  
 hW 85-53 Richmond  
 hW 100-71 VMI  
 aW 100-87 Furman  
 aW 78-58 Richmond  
 nW 4 88-52 George Washington  
 nL 4 72-82 West Virginia  
 2127-1817

**1960-61 (15-7)**

hW 76-54 Richmond  
 hW 105-59 Davidson  
 nL14 73-76 Auburn  
 nW14 81-54 Baylor  
 nW19 106-75 South Carolina  
 aW 73-63 Citadel  
 aL 56-74 Alabama  
 hW 77-72 Furman  
 hW 78-63 VMI  
 aL 60-74 William & Mary  
 aL 72-83 West Virginia  
 aL 84-100 Wake Forest  
 hW 116-93 Citadel  
 aL 79-81 Richmond  
 aW 86-85 VMI  
 aW 99-77 George Washington  
 hW 85-67 William & Mary  
 aW 79-72 Davidson  
 hW 105-70 Virginia  
 hW 98-92 George Washington  
 aW 103-81 Furman  
 nL 4 83-84 George Washington  
 1874-1649

**1961-62 (19-6)**

aL 74-80 George Washington  
 aL 70-73 NYU  
 nW 14 70-65 Alabama  
 nL 14 63-77 Auburn  
 nW 22 79-78 Vanderbilt  
 nW 22 78-69 Florida  
 hW 91-67 Alabama  
 aW 97-75 VMI  
 aL 81-85 West Virginia  
 aW 63-49 William & Mary  
 hW 67-54 Richmond  
 aW 92-59 Virginia  
 hW 83-73 Tennessee  
 aL 83-89 Furman  
 hW 85-82 West Virginia  
 hW 111-86 East Carolina  
 hW 74-72 Furman  
 hW 87-81 Wake Forest  
 hW 104-65 William & Mary  
 hW 85-71 VMI  
 aW 76-69 Richmond  
 hW 91-75 George Washington  
 nW 4 101-83 Citadel  
 nW 4 70-66 VMI  
 nL 4 72-88 West Virginia  
 2047-1831

**1962-63 (12-12)**

aW 80-77 Kentucky  
 hW 76-88 Richmond  
 hW 77-71 William & Mary (OT)  
 hW 82-65 Mississippi State  
 aL 72-80 Vanderbilt (OT)  
 nL 22 72-73 Georgia Tech (OT)  
 nL 22 67-69 Rice



*Bucky Keller averaged 18.2 ppg in his Virginia Tech career.*

hW 71-63 Virginia  
 hW 74-70 VMI  
 aL 63-78 William & Mary  
 aL 63-76 Wake Forest  
 hL 61-66 Furman  
 aL 83-86 West Virginia  
 aW 75-73 Virginia  
 hW 79-75 George Washington  
 aW 77-66 VMI  
 hL 76-79 West Virginia  
 aW 90-72 Richmond  
 hL 61-64 Wake Forest  
 aL 73-82 George Washington  
 aL 64-70 Furman  
 hW 81-73 East Carolina  
 nW 4 74-72 William & Mary  
 nL 4 67-75 Davidson  
 1758-1743

**1963-64 (16-7)**

hW 77-53 Richmond  
 aW 93-77 Mississippi State  
 hW 81-75 Georgia  
 hW 72-64 LSU  
 hL 60-81 Tennessee  
 hW 83-76 George Washington  
 hW 62-60 Virginia  
 aL 89-96 George Washington  
 hW 75-65 Furman  
 hW 77-72 Wake Forest  
 aW 73-66 William & Mary  
 aW 90-88 UNC (2OT)  
 hW 72-68 East Carolina  
 aW 78-62 Virginia  
 aL 87-96 Georgia  
 hL 73-81 West Virginia  
 aW 103-85 Richmond  
 hW 90-86 William & Mary (OT)  
 aL 82-85 Wake Forest  
 hW 79-54 Navy  
 aW 78-75 Furman  
 aL 77-79 West Virginia  
 nL 4 62-64 George Washington  
 1813-1708

**1964-65 (13-10)**

nL 42 63-98 Duke  
 nL 42 69-74 Pittsburgh  
 nL 42 84-99 Duquesne

hW 69-64 Vanderbilt  
 aL 74-75 Wake Forest  
 hL 53-72 Alabama  
 hW 104-75 Mississippi State  
 hL 90-94 Citadel (OT)  
 hW 73-56 Virginia  
 hL 85-86 Wake Forest  
 aW 89-75 William & Mary  
 hW 68-58 Richmond  
 hW 89-63 East Carolina  
 hW 104-81 Furman  
 hW 82-74 West Virginia  
 aW 94-74 Richmond  
 aW 102-82 Furman  
 hW 92-74 George Washington  
 aL 83-84 George Washington  
 hW 76-57 William & Mary  
 aL 72-127 West Virginia  
 nW18 103-63 Richmond  
 nL18 59-70 William & Mary  
 1878-1775

**1965-66 (19-5)**

nL17 79-112 Duke  
 aW 94-88 Purdue (OT)  
 hW 79-59 Mississippi State  
 hW 95-63 William & Mary  
 hW 91-88 Massachusetts  
 hW 72-62 Clemson  
 nW25 101-74 Texas A&M  
 nW25 91-90 Wichita  
 nL25 90-99 Oklahoma City  
 aW 76-69 William & Mary  
 hW 88-73 Richmond  
 hW 100-74 Pittsburgh  
 aW 82-75 George Washington  
 hL ex 68-74 Phillips 66ers  
 hW 83-64 East Carolina  
 aW 90-87 Clemson  
 hW 91-77 Toledo  
 aL 81-82 Richmond  
 aL 65-79 Virginia  
 hW 110-85 Wake Forest  
 aW 81-75 UNC  
 aW 67-61 Citadel  
 hW 82-61 George Washington  
 aW 90-83 Wake Forest  
 nL 24 73-88 Temple  
 2051-1896

**1966-67 (20-7)**

nW 18 85-71 Duke  
 hW 79-63 Purdue  
 aL 75-78 Wake Forest (OT)  
 hW 99-77 Eastern Kentucky  
 hW 76-61 Richmond  
 hW ex 85-80 Yugoslavia  
 nW 22 67-65 Penn State  
 nL 22 73-92 Florida  
 aW 96-69 William & Mary  
 hW ex 67-60 Phillips 66ers  
 hW 82-70 Wake Forest  
 nW 18 74-68 Davidson  
 hW 91-62 East Carolina  
 hL 68-70 Clemson  
 aW 77-60 Pittsburgh  
 hW 100-65 Loyola (Md.)  
 hW 84-79 William & Mary (OT)  
 hW 78-70 George Washington  
 aW 89-71 Richmond  
 hW 87-47 Ohio University  
 aW 78-66 George Washington  
 aL 33-43 East Carolina  
 hW 87-80 Richmond  
 aL 78-110 UNC  
 hW 76-60 Virginia  
 aL 71-90 Toledo

nW 23 82-76 Toledo  
 nW 23 79-70 Indiana  
 nL 23 66-71 Dayton (OT)  
 2130-1904

**1967-68 (14-11)**

nL 22 66-74 Duke  
 aL 76-89 UNC  
 aL 70-92 Alabama  
 hW 71-67 Wake Forest  
 nL 26 77-90 Yale  
 hW 75-59 NYU  
 nW 25 103-76 Idaho State  
 nL 25 64-97 Brigham Young  
 nL 25 61-76 Auburn  
 aW 74-65 Ohio U.  
 aW 84-82 Virginia  
 hW 90-70 William & Mary  
 aW 80-71 Richmond  
 hW 92-54 Loyola  
 aL 61-78 Villanova  
 aW 101-78 Clemson  
 hW 84-74 Eastern Kentucky  
 aL 76-81 Davidson  
 hW 76-65 Toledo  
 hL 70-80 UNC  
 hW 91-71 Richmond  
 aW 78-72 William & Mary (OT)  
 hL ex 63-73 Phillips 66ers  
 hW 77-71 Bowling Green  
 aL 79-120 Houston  
 aL 78-88 Tulane  
 1954-1940

**1968-69 (14-12)**

nL 17 76-87 Duke  
 nL 28 70-81 West Virginia  
 hW 77-74 Florida State  
 nW 19 83-72 William & Mary  
 nW 19 85-74 Virginia  
 nW 47 79-58 Delaware  
 nL 47 63-66 Baylor  
 aW 88-87 East Carolina (OT)  
 aW 75-60 William & Mary  
 hW 77-67 Richmond  
 aL 77-99 UNC  
 hW 77-46 William & Mary  
 hL 57-70 Villanova  
 hW 84-74 Appalachian State  
 aL 65-73 Eastern Kentucky  
 hW 86-75 Clemson  
 aL 76-105 Toledo  
 aL 77-83 Bowling Green  
 hW 67-54 UT Arlington  
 aL 71-79 Wake Forest  
 hW 68-64 Virginia  
 aL 77-78 Richmond  
 aL 71-79 Davidson  
 hW 79-76 Tulane  
 aL 77-82 West Virginia  
 hW 74-68 Houston  
 1956-1930

**1969-70 (10-12)**

nL 17 63-66 Duke (2OT)  
 hW 76-65 William & Mary  
 hL 63-78 N.C. State  
 nL 29 79-84 William & Mary  
 nL 22 45-48 Florida  
 nL 22 55-57 Army  
 hW 69-59 Richmond  
 hW 57-53 Bucknell  
 aL 71-81 Virginia  
 aW 92-72 William & Mary  
 aW 66-59 Richmond  
 hW 91-74 Eastern Kentucky

aL 79-87 Clemson  
 aL 54-86 South Carolina  
 aL 73-83 Florida State  
 nW 28 76-75 West Virginia  
 hL 66-73 Davidson (OT)  
 hW 102-69 Loyola (Baltimore)  
 hW ex 80-71 Chargers  
 hW 94-78 Wake Forest  
 hL 79-83 Appalachian State  
 aL 70-98 UNC  
 hW 80-78 West Virginia  
 1680-1678

**1970-71 (14-11)**

nW 29 88-78 William & Mary  
 nL 29 59-68 Virginia  
 hW 89-66 Appalachian State  
 aL 87-94 N.C. State (OT)  
 aL 75-104 Duke  
 hL 76-78 South Carolina  
 nL 30 74-83 E. Tennessee St.  
 nW 30 77-57 Richmond  
 aL 81-92 Wake Forest  
 hW 93-74 Virginia  
 hW 87-77 George Washington  
 aL 73-74 Richmond (2OT)  
 aL 79-86 Eastern Kentucky  
 hW 76-66 Clemson  
 hW 89-58 Richmond  
 aW 74-62 William & Mary  
 hW 91-63 William & Mary  
 aW 102-85 Tulane  
 aW 82-75 Tampa  
 nL 28 82-93 West Virginia  
 aL 53-56 Clemson  
 hW 86-80 Ohio University  
 hW 73-52 Kent State  
 hW 106-85 Georgia Southern  
 aL 95-104 West Virginia  
 2047-1910

**1971-72 (16-10)**

hW 83-58 Richmond  
 aL 60-93 UNC  
 hW 92-80 Appalachian State  
 aL 76-77 South Carolina  
 nW 1 82-54 Richmond  
 nL 1 56-57 VMI  
 nW 18 77-73 Rutgers  
 aL 73-83 Davidson  
 nL 73-83 Duke  
 aW 67-66 American U.  
 nL 30 62-66 Texas A&M (OT)  
 hW 70-60 Wake Forest  
 hW 81-79 Georgia Southern  
 aL 79-88 Ohio U.  
 aL 73-85 Clemson  
 aW 105-101 West Va. (3OT)  
 hW 87-65 William & Mary  
 hW 48-44 Clemson  
 aW 82-65 Richmond  
 aL 85-107 Virginia  
 aW 90-69 William & Mary  
 hW 76-55 Tulane  
 hW 72-70 Loyola (Md.)  
 aW 70-63 Kent State  
 hL 82-83 West Virginia  
 hW 103-75 Eastern Kentucky  
 2004-1899

**1972-73 (22-5)**

hW 99-58 Appalachian State  
 nL 82-96 UNC  
 aW 98-77 William & Mary  
 hW 78-67 E. Tennessee St.  
 aW 67-62 Ohio State  
 hW 71-61 Richmond  
 aW 3 81-80 Old Dominion  
 nW 3 77-71 Stanford  
 aW 96-93 St. Bonaventure  
 hW 81-68 South Carolina  
 hW 100-90 Ga. Southern  
 aL 75-92 Florida



**Duke Thorpe led the Hokies in scoring and rebounding in the 1976-77 season.**

hW 127-92 William & Mary  
 hW 91-82 Florida State  
 aW 71-67 Wake Forest  
 aL 72-81 Eastern Kentucky  
 hW 102-89 Northern Illinois  
 aW 86-88 West Virginia  
 aL 93-94 Richmond (2OT)  
 hW 117-89 George Washington  
 aL 74-89 Toledo  
 hW 87-83 Virginia  
 hW 76-53 West Virginia  
 nW 24 65-63 New Mexico  
 nW 24 77-76 Fairfield  
 nW 24 74-73 Alabama  
 nW 24 92-91 Notre Dame (OT)  
 2309-2195

**1973-74 (13-13)**

hW 62-51 VMI  
 aL 74-76 Auburn  
 aL 64-75 Alabama  
 hW 68-67 Ohio State  
 nL 18 78-83 UNC  
 hW 85-74 Florida  
 nL25 66-85 Houston  
 nL25 74-79 Weber State  
 nW25 102-66 Southwestern  
 hW 92-65 Eastern Kentucky  
 hW 77-75 St. Bonaventure  
 aL 80-85 Florida State  
 hW ex 89-81 Athletes in Action  
 hW 82-80 West Virginia  
 hL 68-70 Oral Roberts  
 hW 72-68 Richmond  
 aW 75-74 Northern Illinois  
 hW 80-61 William & Mary  
 hL 58-64 Wake Forest  
 hW 80-69 Toledo  
 aW 72-54 William & Mary  
 aL 86-90 Richmond  
 aL 83-94 West Virginia  
 aL 71-82 South Carolina

hW 75-65 Mercer  
 aL 70-84 Virginia  
 aL 81-88 George Washington (2OT)  
 2064-2005

**1974-75 (16-10)**

aW 96-64 VMI  
 aW 86-85 Florida  
 aL 72-75 Vanderbilt  
 nW 32 73-66 Austin Peay  
 hW 83-82 Auburn  
 aW 72-71 Ohio State  
 aL 63-84 Michigan  
 nW 33 88-77 Washington  
 hL 73-77 Alabama  
 hW 107-87 Vermont  
 aL 69-88 St. Bonaventure  
 hL 77-81 South Carolina  
 hW 74-73 Virginia  
 aW 87-86 West Virginia (OT)  
 hW 60-48 Fairleigh Dickinson  
 aW 83-69 Richmond  
 aL 69-76 William & Mary  
 aL 72-90 Wake Forest  
 aW 90-81 Eastern Kentucky  
 hW 87-74 DePaul  
 hW 106-79 Richmond  
 hW 101-75 William & Mary  
 hL 75-87 UNC  
 aL 81-85 Oklahoma City  
 aL 68-93 Oral Roberts  
 hW 78-68 West Virginia  
 2090-2021

**1975-76 (21-7)**

hW 94-67 Sewanee  
 hW 89-44 Akron  
 aL 75-88 UNC  
 hW 90-60 Florida  
 hW 112-71 Morehead State  
 nW 34 87-60 Oregon  
 aL 74-101 Indiana  
 hW 99-85 Vanderbilt  
 nW 1 115-74 St. Bonaventure  
 hW 112-67 Birmingham So.  
 aW 72-71 Memphis State  
 hW 114-80 West Virginia  
 nW 4 91-69 Virginia  
 hW 86-58 Jacksonville  
 nL 17 72-79 Duke  
 hW 108-82 Marshall  
 aW 81-78 West Virginia  
 hW 105-79 William & Mary  
 hW 87-66 Oklahoma City  
 hW 86-66 Ohio University  
 hW 80-73 George Washington  
 aW 50-48 William & Mary  
 aL 61-68 Marquette  
 aL 65-73 DePaul  
 hW 102-95 Wake Forest  
 aL 75-79 Virginia (2OT)  
 aW 92-81 Syracuse  
 nL 23 67-77 Western Mich. (OT)  
 2441-2039

**1976-77 (19-10)**

hW 92-62 Marietta  
 hW 98-70 Charleston Baptist  
 aL 73-74 West Virginia  
 hW 84-77 Ohio State  
 nL 1 77-81 UNC  
 aW 76-75 Dayton  
 nL 35 78-108 Alabama  
 hW 92-55 Northern Illinois  
 nW 4 59-58 Richmond  
 nW 4 65-60 Virginia  
 hW 96-71 Texas Wesleyan  
 aL 82-94 St. Bonaventure  
 nL 36 50-55 Virginia  
 aW 74-68 Jacksonville  
 hL 70-77 Oral Roberts  
 hW 88-56 Fairleigh Dickinson  
 aW 84-81 Marshall  
 hW 99-79 Wisconsin-Mil.

hL 78-86 West Virginia  
 aW 75-73 George Washington (OT)  
 hW 70-69 Memphis State  
 hW 89-74 Army  
 hW 122-70 Birmingham So.  
 aL 77-83 Ohio U.  
 aW 98-97 Wake Forest (OT)  
 nW 1 71-62 Virginia  
 hL 70-75 Marquette  
 nW 24 83-79 Georgetown  
 nL 24 72-79 Alabama  
 2342-2146

**1977-78 (19-8)**

hW 104-73 Ohio Northern  
 hW 111-71 Ohio Wesleyan  
 nW 4 86-76 Richmond  
 aW 84-75 Penn State  
 hW 88-66 New Hampshire  
 aW 76-75 Vanderbilt  
 hW 95-52 Brown  
 hW 81-79 George Washington  
 nL 1 79-86 Duke  
 hW 94-89 St. Bonaventure  
 hW 99-88 West Virginia  
 hW 85-70 Canisius  
 nL 1 62-66 Virginia  
 aW 70-68 Oral Roberts  
 aW 100-80 Samford  
 hW 77-69 Upsala  
 aL 70-71 South Carolina  
 hW 87-71 Syracuse  
 hW 109-75 Ark.-Little Rock  
 nL 18 68-83 N.C. State  
 nL 18 88-101 UNC  
 nW 4 71-63 VCU  
 nL 4 68-76 Virginia  
 hW 105-83 Ohio University  
 hL 74-88 Wake Forest  
 aL 88-89 West Virginia  
 hW 95-77 East Carolina  
 2314-2060

**1978-79 (22-9)**

hW 119-66 Buffalo St.  
 hW 101-68 Samford  
 nW 1 79-66 VMI  
 hW 84-59 William & Mary  
 aW 91-88 Old Dominion  
 nW 1 90-71 St. Louis  
 nW 1 81-69 Delaware  
 hW 77-60 James Madison  
 aW 62-60 New Orleans  
 hL 68-72 Cincinnati  
 aL 76-95 St. Bonaventure  
 aL 82-83 West Virginia  
 hW 83-68 Penn State  
 nL 4 78-93 Virginia  
 hW 100-80 Richmond  
 aL 72-82 Louisville  
 hW 113-51 CCNY  
 nL 18 88-97 N.C. State  
 nL 18 80-92 UNC (OT)  
 hW 91-85 Old Dominion  
 nL 1 72-78 Virginia  
 aW 55-49 William & Mary  
 hW 104-84 Ga. Southern  
 aW 76-75 Cincinnati  
 hW 73-61 West Virginia  
 aW 93-91 Richmond  
 nW 37 80-74 Cincinnati  
 nW 37 72-68 Louisville  
 nW 37 68-60 Florida State  
 nW 23 70-53 Jacksonville  
 nL 23 69-86 Indiana State  
 2547-2284

**1979-80 (21-8)**

hW 87-62 Campbell Univ.  
 hW 101-88 Liberty Baptist  
 hW 82-72 E. Tennessee St.  
 nW 1 93-84 Miami (Ohio)  
 nW 1 67-62 Georgia Tech

# YEAR-BY-YEAR RECORDS

nW 21 71-58 Tulane  
 nL 21 66-70 Mississippi  
 aW 66-61 St. Louis  
 hL 69-70 Memphis St. (OT)  
 hW 73-71 West Virginia (OT)  
 hW 89-61 New Orleans  
 nL 4 58-65 Virginia  
 aW 61-59 Cincinnati  
 aW 79-77 Florida State  
 hW 97-57 Cincinnati  
 aW 78-62 Ohio University  
 aW 68-64 West Virginia  
 nW 1 69-68 Tulane  
 hW 82-70 St. Bonaventure  
 aW 88-81 George Washington  
 hL 54-56 Louisville (OT)  
 hW 66-40 James Madison  
 aL 63-65 Memphis State (OT)  
 aL 72-77 Louisville  
 hW 78-76 Florida State  
 hW 99-73 St. Louis  
 nL 38 51-65 Cincinnati  
 aW 23 89-85 W. Kentucky (OT)  
 nL 23 59-68 Indiana  
 2175-1967

**1980-81 (15-13)**

hW 85-57 Johns Hopkins  
 hW 81-78 Richmond  
 aL 61-68 Mississippi St.  
 aW 72-68 E. Tennessee St.  
 nW 28 70-64 West Virginia  
 hW 72-70 Pittsburgh  
 hL 52-55 Texas A&M  
 aL 51-57 VCU  
 nW 4 83-79 Richmond  
 nL 1 51-64 Virginia  
 hL 43-51 William & Mary  
 hW 80-70 Florida State (OT)  
 aL 77-82 Cincinnati  
 aL 46-48 William & Mary (3OT)  
 aL 60-70 Memphis State  
 aW 75-69 St. Louis  
 hW 91-67 Liberty Baptist  
 aL 70-92 Louisville  
 hW 92-67 George Washington  
 hL 66-71 Louisville  
 hW 84-69 St. Louis  
 aL 76-80 Florida State  
 aL 74-76 Tulane  
 hW 71-70 Memphis State  
 hW 96-75 Tulane  
 hW 115-92 Cincinnati  
 nW 38 72-66 Memphis State  
 aL 68-81 Louisville  
 2034-1956

**1981-82 (20-11)**

hW 116-64 Johns Hopkins  
 aW 93-72 George Washington  
 hW 76-60 William & Mary  
 aW 70-68 Richmond  
 hW 100-72 Old Dominion  
 hW 94-79 East Tennessee St.  
 hW 75-53 Mississippi St.  
 nW 22 75-70 Boston College  
 aW 102-83 Jacksonville  
 nL 1 67-75 West Virginia  
 hW 75-74 Louisville (OT)  
 hW 65-64 Tulane  
 hL 65-69 Florida State  
 hL 73-78 Memphis State  
 aW 78-76 Louisville  
 aW 83-75 St. Louis  
 aL 78-83 Memphis State  
 hW 76-64 Cincinnati



*Calvin Oldham is one of the school's career leaders in field goal percentage.*

hW 101-76 VMI  
 nL 1 66-80 Virginia  
 aL 51-66 William & Mary  
 aL 51-52 Marquette  
 aL 81-87 Cincinnati  
 hW 112-76 St. Louis  
 aW 77-76 Florida State  
 aL 58-63 Tulane  
 nW37 106-92 Cincinnati  
 aL 70-71 Memphis State  
 hW 69-58 Fordham  
 aW 61-59 Mississippi  
 aL 73-90 Georgia  
 2437-2225

**1982-83 (23-11)**

hW 85-60 Augusta  
 hW 105-50 Univ. of Charleston  
 hW 88-62 Md. Eastern Shore  
 aW 71-53 Liberty Baptist  
 hW 86-66 Richmond  
 hW 122-73 South Carolina St.  
 hW 92-56 Appalachian St.  
 nL 39 86-88 Oklahoma (OT)  
 nW 39 53-49 Texas Tech  
 nW 39 70-57 Providence  
 hW 84-72 East Carolina  
 hW 79-45 Fredonia State  
 hW 74-69 Southern Miss.  
 hW 69-56 Memphis State  
 hW 70-69 Florida State  
 nL 4 64-74 Virginia  
 aL 45-64 Tulane

aW 77-64 Southern Miss.  
 hW 72-68 Marquette  
 aL 64-73 Memphis State  
 aL 86-90 West Va. (3OT)  
 aL 62-65 Western Kentucky  
 hW 88-76 No. Carolina A&T  
 hW 84-81 Cincinnati  
 hL 73-76 Old Dominion  
 aL 78-82 Florida State  
 aW 72-54 VMI  
 hW 62-59 Tulane  
 hL 64-73 Louisville  
 aW 73-72 Cincinnati  
 nW 40 79-68 Southern Miss.  
 nL 40 73-79 Tulane  
 hW 85-79 William & Mary  
 aL 68-75 South Carolina  
 2603-2297

**1983-84 (22-13)**

hW 99-71 Md. Eastern Shore  
 hW 93-53 Towson State  
 nL 17 80-88 Wake Forest (OT)  
 nW 17 89-65 N.C. State  
 hW 77-60 George Washington  
 hW 122-61 VMI  
 hW 104-76 South Carolina  
 aL 56-61 Richmond  
 nW 4 86-62 Old Dominion  
 nL 1 64-74 Virginia  
 hW 83-63 Richmond  
 aW 70-53 Cincinnati  
 aL 79-83 Louisville (OT)  
 aW 56-52 Tulane  
 hW 89-55 Southern Miss.  
 hW 69-51 Cincinnati  
 aL 62-63 Memphis State  
 hL 61-63 Tulane  
 aW 65-56 Southern Miss.  
 hW 76-74 Louisville  
 nW 4 56-54 Virginia  
 aL 67-69 South Carolina  
 hL 67-68 West Virginia  
 hW 89-69 Memphis State  
 aL 57-58 Florida State  
 aL 53-55 Richmond  
 hL 79-93 Florida State  
 nW 37 49-47 Tulane  
 nW 37 69-61 Louisville  
 aL 65-78 Memphis State  
 hW 77-74 Georgia Tech  
 nW 17 68-66 South Alabama  
 hW 72-68 Tennessee  
 nL 24 75-78 Michigan  
 nW 24 71-70 SW Louisiana  
 2594-2292

**1984-85 (20-9)**

hW 102-76 Old Dominion  
 hW 98-87 Univ. of Charleston  
 hW 91-46 Md. Eastern Shore  
 hW 108-65 South Carolina St.  
 nW 41 80-53 Iowa State  
 aL 41 75-86 Tennessee  
 hW 107-74 Rider  
 aW 65-63 West Virginia  
 nW 4 47-37 James Madison  
 aL 65-69 VCU  
 nL 9 59-67 Virginia  
 hW 92-67 No. Carolina A&T  
 hW 109-68 South Carolina  
 hW 85-71 Florida State  
 aW 72-68 Southern Miss.  
 aW 66-58 Tulane (OT)  
 hL 79-89 Memphis State  
 aW 81-61 Louisville

aL 82-91 Memphis State  
 hW 96-80 Southern Mississippi  
 hW 82-69 Cincinnati  
 hL 65-70 Louisville  
 hW 66-65 Tulane  
 hW 98-66 Morgan State  
 aW 87-75 Florida State  
 aW 78-67 South Carolina  
 aL 61-70 Cincinnati  
 nL 38 93-97 Florida State  
 nL 23 57-60 Temple  
 2346-2015

**1985-86 (22-9)**

nL 43 66-67 Michigan  
 nW 43 70-66 Chaminade  
 aW 90-81 Southern Cal.  
 aW 90-76 Old Dominion  
 hW 72-45 Coppin State  
 hW 78-52 VCU  
 nW 1 84-66 Virginia  
 aW 59-57 VCU  
 hW 76-69 West Virginia  
 nL 44 82-83 Miami Univ. (OT)  
 nW 44 95-67 American Univ.  
 hW 74-65 James Madison  
 hW 85-71 Western Kentucky  
 hW 88-72 Southern Miss.  
 aW 71-69 South Carolina  
 aW 73-65 James Madison  
 aL 104-107 Cincinnati (2OT)  
 hW 79-75 No. Carolina A&T  
 hW 86-73 Florida State  
 aL 61-83 Memphis State  
 hW 71-67 Richmond  
 hW 76-72 Memphis State  
 aL 68-103 Louisville  
 hL 83-93 Louisville  
 hW 92-78 South Carolina  
 aW 88-73 VMI  
 aL 66-69 Southern Miss.  
 aW 92-84 Florida State  
 hW 83-71 Cincinnati  
 nL 38 76-77 Florida State  
 nL 23 62-71 Villanova  
 2440-2267

**1986-87 (10-18)**

aL 66-86 Old Dominion  
 hL 67-70 James Madison  
 aL 48-65 West Virginia  
 hW 67-65 Tennessee State  
 nL 22 60-82 Florida  
 aF 79-77 Jacksonville  
 nF 1 76-68 Wake Forest  
 nW 4 79-69 Richmond (OT)  
 nL 4 70-84 James Madison  
 hW 98-61 San Francisco St.  
 hW 99-68 VMI  
 hW 61-57 South Carolina  
 aL 72-78 Cincinnati  
 aL 62-77 Richmond  
 hW 85-72 Southern Miss.  
 aL 62-84 Louisville  
 aL 66-83 Memphis State  
 hL 65-70 VCU  
 hW 90-60 East Tennessee St.  
 hW 82-79 Florida State (OT)  
 hL 71-90 Louisville  
 hW 79-73 Cincinnati  
 nL 4 73-91 Virginia  
 aW 71-69 South Carolina  
 aL 77-89 Southern Miss.  
 aL 78-107 Florida State  
 hL 65-74 Memphis State  
 nL 38 66-83 Southern Miss.  
 2034-2131

**1987-88 (19-10)**

aL 45 85-88 Middle Tenn. St.  
hW 101-73 Southern California  
aW 85-73 E. Tennessee St.  
aW 91-74 James Madison  
nW 29 87-82 Georgetown  
hW 110-65 Baptist College  
aL 96-105 Missouri  
hW 92-79 West Virginia  
hW 97-71 Old Dominion  
aL 77-80 South Carolina  
hW 82-80 Memphis St. (OT)  
hW 90-74 Marshall  
aW 102-97 Cincinnati  
aL 102-127 Southern Miss.  
aL 84-97 VCU  
hW 81-60 UNC Charlotte  
hW 70-56 Radford  
nW 1 66-64 Virginia  
hW 88-87 Florida State  
aL 99-107 Louisville  
hW 141-133 So. Miss. (2OT)  
hW 79-62 South Carolina  
hW 115-111 Cincinnati  
hW 87-74 Richmond  
aW 93-75 Marquette  
hL 82-87 Louisville  
aL 79-92 Florida State  
aL 104-112 Memphis State  
nL 37 81-92 South Carolina  
2646-2478

**1988-89 (11-17)**

hW 101-65 Wofford  
hW 96-75 William & Mary  
hW 103-84 James Madison  
aL 76-79 Alabama  
aW 105-92 Old Dominion  
aL 52-101 West Virginia  
aL 57-87 Georgetown  
nW 4 79-68 Richmond  
aW 97-91 VCU  
aL 104-108 Marshall  
hL 90-93 Marquette  
hL 73-82 Louisville  
aL 83-91 Memphis State  
hL 99-104 Missouri  
nW 1 90-83 VMI (OT)  
aL 78-91 Southern Miss.  
nL 4 106-113 Virginia (OT)  
hL 97-100 Florida State  
aL 95-108 Louisville  
hW 107-92 Southern Miss.  
aW 84-76 UNC Charlotte  
aL 70-81 South Carolina  
hL 79-90 Cincinnati  
hW 82-79 East Tennessee St.  
aL 84-98 Cincinnati  
hL 79-86 South Carolina  
aL 97-117 Florida State  
hW 78-73 Memphis State  
2441-2507

**1989-90 (13-18)**

hL 73-77 Marshall  
hW 83-62 UNC Asheville  
hW 76-75 Alabama  
aL 88-102 James Madison  
aW 76-53 William & Mary  
hW 75-68 West Virginia (OT)  
aL 64-97 Georgetown  
nL 39 89-100 Rutgers  
nW 39 78-77 San Francisco  
nL 39 84-89 Creighton  
aL 77-97 Memphis State  
hW 71-68 VCU (OT)  
aL 85-87 Southern Miss.  
aW 72-68 Tulane  
hW 74-61 Liberty  
hW 91-83 Old Dominion  
hL 59-62 Cincinnati  
nL 1 59-77 Virginia  
hL 63-67 Florida State  
aL 80-89 Maryland

aL 69-96 Louisville  
hL 76-93 Southern Miss.  
hW 95-77 Tulane  
aL 82-86 Richmond (OT)  
hL 78-97 Louisville  
aL 80-94 Cincinnati  
aL 80-93 South Carolina  
aW 84-74 Florida State  
hW 69-64 South Carolina  
hW 87-74 Memphis State  
nL 46 67-81 Southern Miss.  
2384-2488

**1990-91 (13-16)**

hW 79-77 VMI  
hW 91-89 James Madison  
hW 66-64 William & Mary  
aL 76-84 Old Dominion  
aW 77-75 VCU (OT)  
aL 70-88 George Washington  
nW 4 82-79 Richmond  
nL 4 58-73 James Madison  
aW 92-89 Marshall  
hW 81-66 Memphis State  
hL 77-83 Tulane  
hL 99-101 Southern Miss. (OT)  
aL 67-83 South Carolina  
aL 61-77 Cincinnati  
nL 4 61-86 Virginia  
hL 60-71 Florida State  
aW 86-79 Louisville  
aL 68-94 West Virginia  
hL 56-61 Richmond  
aL 79-91 Southern Miss.  
aL 66-99 Tulane  
hW 72-56 Louisville  
hW 85-81 Cincinnati (OT)  
hL 67-82 Maryland  
aL 79-91 Florida State  
hW 50-41 South Carolina  
aW 82-79 Memphis State  
nW 1 75-69 Cincinnati  
nL 1 71-91 Florida State  
2133-2299

**1991-92 (10-18)**

aL 51-84 Richmond  
nL 4 59-68 California



**John Rivers led the Hokies in rebounding for four consecutive seasons.**



**Jay Purcell led Tech in scoring during the 1993-94 season.**

hW 76-64 George Mason  
aL 60-66 William & Mary  
hW 73-71 George Washington (OT)  
hW 93-64 Liberty  
hL 65-66 West Virginia  
nW 48 79-57 Florida  
nL 48 51-63 Michigan  
hW 78-62 Old Dominion  
aL 53-62 UNC Charlotte  
hW 73-72 VCU (OT)  
aL 60-80 Tulane  
aL 60-72 Southern Miss.  
hW 57-44 East Carolina  
hL 68-78 Louisville  
aL 52-64 South Florida  
nL 1 57-61 Virginia (OT)  
aL 53-54 George Mason  
hL 60-73 Southern Miss.  
hW 89-73 Tulane  
aL 60-63 VCU  
hL 62-75 South Florida  
aW 73-70 Liberty  
hW 73-65 UNC Charlotte  
aL 76-78 East Carolina (OT)  
aL 59-79 Louisville  
nL 38 52-70 UNC Charlotte  
1822-1898

**1992-93 (10-18)**

hW 55-47 Western Carolina  
nL 1 62-78 North Carolina  
hW 91-71 UNC Asheville  
hW 87-76 Morgan State  
hW 76-67 East Carolina (OT)  
aL 82-84 Southern Miss. (2OT)  
aL 72-84 Tulane  
hL 56-65 UNC Charlotte  
hW 74-62 South Florida  
hW 80-55 Florida Atlantic  
aL 61-71 Old Dominion  
hL 65-71 Liberty  
hL 65-76 Louisville  
nW 4 59-53 Virginia  
hW 70-66 William & Mary  
hL 59-72 Tulane  
hL 54-73 VCU  
hL 44-57 Fla. International  
hW 75-44 VMI  
aL 50-77 South Florida  
aL 49-66 East Carolina  
aL 69-86 VCU  
aL 70-74 West Virginia  
hL 79-83 Southern Miss.  
aL 61-82 Louisville  
nL 49 80-89 UNC Charlotte  
nW 38 64-55 Tulane  
nL 38 71-85 VCU  
1880-1969

**1993-94 (18-10)**

nW 50 63-58 West Virginia  
hW 88-54 Coastal Carolina  
hW 82-59 VMI  
hW 86-59 UNC Greensboro  
aL 52-85 Xavier  
aW 80-61 East Tennessee St.  
aW 115-87 Florida Atlantic  
aW 87-65 Fla. International  
hW 86-63 Tennessee  
hW 68-58 Tulane  
aW 69-65 Texas Christian  
aL 76-95 Louisville  
hW 81-65 Liberty  
hW 67-55 South Florida  
aW 95-79 William & Mary  
hL 63-74 Louisville  
hL 74-83 Southern Miss.  
aL 61-69 Tulane  
aL 55-59 Southern Miss.  
aL 75-81 VCU  
hL 48-55 Marquette  
hW 75-59 VCU  
aW 65-40 South Florida  
hW 63-55 UNC Charlotte  
nL 1 61-70 Virginia  
aW 61-57 UNC Charlotte  
nW 46 65-64 VCU  
nL 46 67-76 Louisville  
2028-1850

**1994-95 (25-10)**

nW 51 69-62 Montana State  
nW 51 87-81 Nebraska  
nL 51 75-85 Illinois  
hW 77-53 William & Mary  
hW 82-55 Xavier  
hW 110-75 VMI  
hW 98-84 Texas Christian  
aW 83-73 West Virginia  
hW 86-64 East Tennessee St.  
aW 73-64 Tennessee  
hW 68-53 Delaware St.  
aL 72-78 Tulane  
aW 87-72 Southern Miss.  
hL 61-62 Louisville  
hW 78-69 VCU  
aW 57-54 Marquette  
nL 17 76-87 North Carolina  
aL 74-78 Louisville  
aW 101-70 Liberty  
hW 76-61 Southern Miss.  
hW 79-35 Florida Atlantic  
aW 77-74 Wright St.  
aL 66-68 South Florida  
aL 60-71 UNC Charlotte  
hW 70-66 Tulane (OT)  
aL 57-62 VCU  
hW 74-64 South Florida  
nL 4 62-63 Virginia  
hW 86-72 UNC Charlotte  
nL 38 66-82 Southern Miss.  
hW 62-54 Clemson  
aW 91-78 Providence  
hW 64-61 New Mexico St.  
nW 24 71-59 Canisius  
nW 24 65-64 Marquette (OT)  
2640-2353

**1995-96 (23-6; 13-3 in A-10)**

hW 93-49 Coastal Carolina  
aW 71-66 William & Mary  
hW 99-67 VMI  
nL 52 72-85 Georgia  
hW 68-62 West Virginia  
nW 1 72-64 Virginia  
nW 53 62-46 Wright St.  
nW 54 76-60 UNC Charlotte  
aW 88-69 Duquesne  
nW 55 71-55 La Salle  
nW 1 79-71 George Washington  
hW 63-62 Dayton  
aW 65-58 St. Bonaventure  
aL 47-64 George Washington

# YEAR-BY-YEAR RECORDS

hW 81-57 Fordham  
 hW 85-76 St. Joseph's  
 hW 74-48 UNC Greensboro  
 aW 72-66 Rhode Island (OT)  
 hW 69-63 Duquesne  
 aW 78-73 Xavier  
 hW 56-53 Liberty  
 hL 58-74 Massachusetts  
 aW 61-56 La Salle  
 aL 41-57 Temple  
 hW 70-61 Xavier  
 aW 73-54 Dayton  
 nL 56 71-77 Rhode Island  
 nW 23 61-48 Wisconsin-Green Bay  
 nL 23 60-84 Kentucky  
 2036-1825

**1996-97 (15-16; 7-9 in A-10)**


aW 57 101-73 Hawaii-Hilo  
 nL 57 56-63 Colorado  
 nL 57 68-92 Illinois  
 hW 83-41 East Tennessee St.  
 hW 63-45 Coastal Carolina  
 hW 66-50 UNC Greensboro  
 hL 57-60 Georgia  
 aL 65-76 West Virginia  
 hW 92-80 St. Bonaventure  
 aL 67-102 Xavier  
 aL 63-76 Duquesne  
 hW 71-46 William & Mary  
 aW 63-47 Massachusetts  
 hW 76-41 Georgia Southern  
 hL 52-73 Rhode Island  
 hW 57-46 La Salle  
 aW 59-47 Liberty  
 aL 50-68 St. Joseph's  
 aL 44-61 Wake Forest  
 hW 59-52 Dayton  
 hW 45-43 George Washington  
 aW 50-32 Fordham  
 aL 56-59 La Salle  
 aL 54-59 Dayton  
 hL 41-45 Temple  
 aL 52-69 George Washington  
 hW 76-62 Duquesne  
 nL 4 57-58 Virginia  
 hL 72-81 Xavier  
 nW 56 56-53 Fordham  
 nL 56 63-67 Rhode Island  
 1934-1867

**1997-98 (10-17; 5-11 in A-10)**

hW 71-55 Tennessee-Martin  
 aW 66-64 William & Mary  
 hW 80-47 Liberty  
 nL 18 73-74 South Carolina  
 nL 18 57-78 North Carolina  
 hW 79-72 Radford  
 hW 79-50 East Tennessee St.  
 hL 52-55 West Virginia  
 hL 65-73 VMI  
 aL 65-72 Duquesne  
 hW 72-61 St. Joseph's  
 nL 1 55-69 Virginia  
 aL 60-85 Dayton  
 aL 66-77 Xavier  
 aL 66-73 Rhode Island  
 hL 59-68 Massachusetts  
 hL 68-72 La Salle  
 aL 61-75 George Washington  
 hW 89-70 Fordham  
 aL 53-60 Temple  
 aW 69-68 St. Bonaventure (OT)  
 hL 63-74 Xavier  
 hW 54-53 Dayton  
 aL 64-74 La Salle  
 hL 50-64 George Washington  
 hW 93-79 Duquesne  
 nL 56 58-64 Massachusetts  
 1787-1826

**1998-99 (13-15; 7-9 in A-10)**

hW 59-50 William & Mary  
 hL 48-57 East Tennessee St.  
 aW 85-51 Liberty  
 hW 83-76 UNC Asheville (OT)  
 aL 57-62 UNC Charlotte  
 hL 47-52 Wake Forest  
 aL 68-69 West Virginia  
 hW 85-65 Coastal Carolina  
 hW 62-55 Winthrop




**Ace Custis is among the career leaders in scoring, rebounding, steals and blocked shots at Virginia Tech.**

aL 40-55 Massachusetts  
 hL 67-80 Xavier  
 aL 66-78 St. Joseph's  
 aL 67-75 La Salle  
 hL 50-54 St. Bonaventure  
 aW 73-64 Dayton (OT)  
 aL 69-93 Xavier  
 nL 4 55-64 Virginia  
 hW 87-69 La Salle  
 aW 59-58 Duquesne  
 hW 77-75 George Washington  
 hL 67-76 Rhode Island  
 aW 79-75 Fordham (OT)  
 hL 48-78 Temple  
 hW 58-55 Dayton  
 aL 67-77 George Washington  
 hW 81-60 Duquesne  
 nW 56 74-63 Fordham  
 nL 56 51-64 Temple  
 1829-1850

**1999-00 (16-15; 8-8 in A-10)**

aW 59-57 William & Mary  
 aW 83-61 UNC Asheville  
 aL 53-68 East Tennessee St.  
 hW 60-52 UNC Charlotte  
 aW 65-46 VMI  
 hL 60-62 Radford  
 hL 61-62 Liberty  
 nW 51 79-71 Illinois State  
 nL 51 63-73 Auburn  
 nW 51 59-56 Louisiana-Lafayette  
 hL 58-61 West Virginia  
 aL 67-86 Xavier  
 aL 50-62 Dayton  
 hW 80-59 Duquesne  
 hW 82-72 George Washington  
 hW 82-61 Fordham  
 aL 46-66 Temple  
 nL 4 66-71 Virginia (OT)  
 hL 41-49 Massachusetts



**Brian Chase led the Hokies in free throw percentage in the 1999-2000 season.**

hW 68-62 St. Joseph's  
 aL 64-71 La Salle  
 hW 78-67 Old Dominion (OT)  
 aL 54-61 St. Bonaventure  
 aW 65-61 Rhode Island  
 aL 68-71 George Washington  
 hW 73-65 Xavier  
 aL 50-70 Duquesne  
 hW 96-86 La Salle (OT)  
 hW 64-52 Dayton  
 nW 56 51-48 Fordham  
 nL 56 52-71 Temple  
 1997-1980

**2000-01 (8-19; 2-14 in BIG EAST East)**

hW 92-68 VMI  
 hL 46-48 William & Mary  
 hL 48-64 Virginia  
 hL 56-61 Liberty  
 nW 58 65-61 Fairfield  
 aL 68-88 Syracuse  
 hW 66-53 Elon  
 hW 81-75 East Tenn. State (OT)  
 aW 59-56 Mount St. Mary's  
 aL 70-84 Chattanooga  
 hW 84-75 High Point (2OT)  
 aL 64-89 St. John's  
 hL 83-85 Villanova (OT)  
 hW 85-74 Miami  
 aL 68-96 Georgetown  
 aL 74-86 Villanova  
 hL 60-75 Providence  
 hW 65-59 St. John's  
 aL 61-83 Boston College  
 aL 72-85 Connecticut  
 aL 61-86 Miami  
 hL 59-83 Boston College  
 hL 69-72 West Virginia  
 hL 46-61 Connecticut  
 aL 56-96 Providence  
 hL 61-85 Notre Dame  
 aL 51-70 Pittsburgh  
 1770-2018

## Neutral Sites

- Roanoke, Va.
- Raleigh, N.C.
- Lynchburg, Va.
- Richmond, Va.
- Staunton, Va.
- Bluefield, Va.
- Columbia, S.C.
- Winston-Salem, N.C.
- Norfolk, Va.
- Durham, N.C.
- Bristol, Va.
- Wytheville, Va.
- Fayetteville, N.C.
- Birmingham, Ala.
- Watauga Tourney, Johnson City, Tenn.
- Gulf South Classic, Shreveport, La.
- Greensboro, N.C.
- Charlotte, N.C.
- Big Five (Salem, Va.)
- Southern Conference Tournament
- Sugar Bowl
- Gator Bowl
- NCAA
- NIT (Madison Sq. Garden)
- All-College Tourney
- Charlottesville, Va.
- Statesville, N.C.
- Charleston, W. Va.
- Hampton, Va.
- Fort Myer, Va.
- Old Dominion Classic
- Vanderbilt Tourney
- Michigan Tourney
- Indiana Tourney
- Dayton Tourney
- Hampton, Va.
- Memphis, Tenn. (Metro)
- Louisville, Ky. (Metro)
- Rainbow Classic (Hawaii)
- Cincinnati (Metro)
- Volunteer Classic
- Steel Bowl (Pittsburgh, Pa.)
- Hawaiian Airlines Classic
- Miller Classic (Tampa, Fla.)
- Big Apple NIT
- Biloxi, Miss. (Metro)
- Greenville, N.C.
- Red Lobster Tournament (Orlando, Fla.)
- Davidson, N.C.
- USAir Arena (Landover, Md.)
- San Juan, Puerto Rico
- Jeep Eagle Classic (Atlanta, Ga.)
- New Orleans, La.
- Worcester, Mass.
- Radford, Va.
- Philadelphia, Pa.
- Big Island Invitational (Hilo, Hawaii)
- Carrier Classic (Syracuse, N.Y.)

# This Is Tech



## *University Adapts To Challenges of the Future*

Since its founding in 1872, Virginia Polytechnic Institute and State University, commonly known as Virginia Tech, has grown to become the state's largest university and its top research institution. It has evolved into a comprehensive university of national and international prominence.

Recognizing that higher education is a key force behind the quality of American life, its economic competitiveness, and our democratic form of government, President Charles W. Steger has now challenged the university to become one of the nation's top 30 research schools by the end of the decade. Even before Steger's challenge, Tech was making sure it wasn't standing still.

Among recent innovations, Tech teamed with the University of Virginia and Carilion Health System to form the Carilion Biomedical Institute to improve health care worldwide and to increase economic development opportunities in Southwest Virginia. The Virginia Bioinformatics Institute is leading the way in helping scientists merge computers and biotechnology to sort through complicated genetic material to speed research. And Torgersen Hall brings together campus organizations devoted to developing and applying instructional, communication, and information technologies.

Virginia Tech was established as an all-male military school dedicated to the original land-grant mission of teaching agriculture and engineering. Today it is a co-educational, top-50 research institution



with recognized programs in music, business, architecture, and the humanities, as well as its traditional strengths in the sciences, engineering, and technology.

While participation in the Virginia Tech Corps of Cadets is no longer mandatory, the corps remains a proud tradition of the university with some 700 cadets. Virginia Tech and Texas A&M are the only two schools in the nation with a military component inside a larger civilian population.

The university is organized into eight colleges:

Agriculture and Life Sciences, Architecture and Urban Studies, Arts and Sciences, Pamplin College of Business, Engineering, Human Resources and Education, Natural Resources, and Virginia-Maryland Regional College of Veterinary Medicine. Together, they offer about 170 bachelor's, master's, and doctoral degree programs.

The university's 2,600-acre main campus has more than 100 campus buildings, hundreds of research laboratories, the Donaldson Brown Hotel and Conference

Center, and an airport. Next to campus is the 120-acre Corporate Research Center, home to more than 100 companies. Within five miles of campus is a 1,700-acre research farm.

Many of Virginia Tech's traditions and strengths are rooted in the university's motto, *Ut Prosim*: "That I May Serve," and its land-grant missions of instruction, research, and solving the problems of society through public service and outreach activities. Through the generation of new knowledge and the outreach mandate,



Virginia Tech disseminates practical knowledge through the classroom and to society as a whole. It is a university that puts knowledge to work.

## Instruction

Eight colleges offer more degree programs than any other university in the state, with 60 undergraduate and about 110 graduate programs. In addition, Virginia Tech is one of the nation's leaders in integrating instructional technology into the curriculum through its nationally recognized Faculty Development Institute. The university's effort to restructure the teaching of core mathematics courses has been hailed as an innovative way to break the credit-for-contact model of classroom instruction.

## Research

With annual research expenditures of about \$192.7 million, Virginia Tech consistently ranks among the top 50 research universities in the United States. With more than 100 research centers, the university also consistently ranks among the top institutions in industry-supported research and in the top 10 in the number of patents issued each year.


The university's faculty and students are involved in more than 3,700 research projects in fields ranging from biotechnology to materials, from the environment and energy to food and health, and from transportation to computing information.

## Public Service

As part of its public service mission, Virginia Tech is involved in a multitude of outreach projects. For example, it spawns economic development, helps global marketing efforts, investigates better uses for strip-mined land, helps clean the Chesapeake Bay and other state waterways, and directs

## Virginia Tech at a Glance

- Eight colleges and graduate school
- 70+ bachelor's degree programs
- Nearly 150 master's and doctoral degree programs
- 25,000+ students, making it the largest in the commonwealth
- 16:1 student-faculty ratio
- Main campus includes 100 buildings, 2,600 acres and airport
- Computing and communications complex for worldwide information access
- Among the Top 50 research institutions in United States
- Has adjacent corporate research center



reforestation in Senegal. University scientists developed the vaccine that is the standard for preventing brucellosis in cattle around the world.

Outreach efforts also focus on education and distance learning techniques — satellite videoconferencing, multimedia, interactive video, interactive computer conferencing, web-based courses, etc. — to meet the various needs of working adults and other nontraditional students. Professionals, organizations, and communities also tap Virginia Tech's vast resources, expertise, and research results through the Division of Continuing Education, which offers hundreds of programs annually.

The Cooperative Extension Service, operated jointly in the commonwealth by Virginia Tech and Virginia State University, has been helping people improve their economic, cultural, and social well-being for more than 85 years. With 107 city/county offices and more than 44,000 volunteers and 160 programs, Extension has more than 4.6 million participants annually.

## What Is a Hokie?

One of the most asked question in Virginia Tech athletics is "What is a Hokie?"

The Hokie is often associated with a gobbler, but these two Tech traditions have very different beginnings.

The story leads back to 1896 when Virginia Agricultural and Mechanical College changed its name to Virginia Polytechnic Institute. With the name change came the necessity for a new cheer, and a contest was held by the student body. Senior O.M. Stull won first prize for his "Hokie" yell, which was first used that fall and is still heard today.

Later, when asked if "Hokie" had any special meaning, Stull explained that the word was solely the product of his imagination. He put it in his cheer because he thought it sounded good. It soon became a nickname for all Tech students.




Virginia Tech came to be known as the "Gobblers" thanks to the efforts of Floyd Meade. Meade appeared at Tech football games in the 1900s dressed as a clown for the entertainment of fans. The

clown act grew tiring, and Meade began training a large turkey to pull him around in a small cart. Meade and his turkey first appeared on opening day 1912, and over the next few years, made the Gobbler a part of Virginia Tech history.

Over the years, the live turkey evolved into a costumed mascot. The original design, a long-necked Gobbler, was introduced in 1962. The costume has been redesigned twice, becoming the current HokieBird in the fall of 1987.

The official university colors — Chicago maroon and burnt orange — were also introduced in 1896. The colors were chosen by a committee because they made a "unique combination" not worn elsewhere at the time.



## Home of the Hokies

Now in its 41st season, Cassell Coliseum provides Virginia Tech basketball with one of the great home courts in the nation. Winning has been the norm in the facility since its opening in 1961.

In recent years, Cassell Coliseum underwent extensive renovations to both the exterior and interior of the building, as well as structural systems.

This season, fans will notice a new look for the arena, as each seat has been refinished to the natural wood look. Last season, new video screens were added to the arena.

Restoration and sealing of the exterior concrete walls and buttresses of Cassell Coliseum took place in 1997. Roof repair was completed in the fall of 1996, with replacement of the roof surface and installation of

structural access to the heating and lighting systems as well as installation of steel beams in the top of the arena.

The men's basketball team was given a gift from Pat and Sandy Cupp of Blacksburg, Va. The gift was used for renovation of the men's basketball locker room which is now the Bill Foster Basketball Suite, named after one of Tech's most successful men's basketball coaches who retired five years ago.

Entering the 2001-2002 season, the Hokies have won 392 out of 498 games played in Cassell, for a winning percentage of .787.

During the 1994-95 season, Cassell was the site of high excitement as the Hokies hosted two of the National Invitation Tournament games, en route to the championship. The Hokies beat Clemson in a

first-round game at the Coliseum, then scored an emotional 64-61 third-round win over New Mexico State, turning the arena into a madhouse.

The first basketball game was played in the Coliseum on January 3, 1962 as the Hokies routed Alabama, 91-67. The near-capacity crowd had to sit on the concrete floor to watch the initiation of the new building because the seats had not arrived.

There have been four perfect season records for the Hokies in Cassell: two 10-0 years (1961-62 and 1965-66), an 11-0 campaign (1972-73) and a 14-0 season (1975-76). The Hokies have lost only one game on their home court in 11 other years, including 13-1 records in 1977-78 and 1987-88.

State rivals have had little success playing the Hokies in

Cassell, winning only 12 of 104 visits.

On September 17, 1977, Virginia Tech officials and friends dedicated the Coliseum in honor of the late Stuart K. Cassell.


Adjacent to Cassell Coliseum is the Jamerson Athletic Center. Completed in 1982 and dedicated in the fall of 1983, it is named in honor of J.E. Jamerson and his son, William E. Jamerson, owners of the firm that built the building.

The complex contains administrative and coaching offices, athletic department accounting and business offices, team and coaches' meeting rooms, the Jim "Bulldog" Haren Weight Room and the Gordon D. Bowman Memorial Club Room on the top floor for Hokie Club members.

Prior to the 1988-89 season, a modern, new spring-loaded playing floor was installed in the Coliseum. During the fall of 1989, the facility was upgraded with an improved lighting system in the arena.

Construction for the main portion of the Coliseum began in 1961. It was completed in December 1964, at a cost of \$2.7 million. Built by T.C. Brittain and Company of Decatur Ga., it houses a 10,052-seat basketball arena, locker rooms, two auxiliary gymnasiums, offices and other athletic facilities.

Although capacity crowds are a frequent occurrence in Cassell Coliseum, the largest crowd ever recorded was an overflow of 11,500 for Purdue on December 3, 1966.



*Cassell Coliseum is one of the finest basketball facilities in the country. This past summer, all of the seats were removed, given a complete renovation and great-looking natural wood finish, and reinstalled.*

### Year-by-Year in Cassell

Season	Record	Attendance
1961-62	10- 0	68,000
62-63	7- 3	76,000
63-64	10- 2	72,000
64-65	9- 3	73,000
65-66	10- 0	69,000
66-67	11- 1	85,000
67-68	8- 1	55,500
68-69	9- 1	62,000
69-70	7- 3	64,000
70-71	9- 1	71,500
71-72	9- 1	55,000
72-73	11- 0	84,300
73-74	10- 2	105,000
74-75	8- 3	91,600
75-76	14- 0	107,200
76-77	11- 3	100,754
77-78	13- 1	93,833
78-79	10- 1	86,972
79-80	10- 2	102,806
80-81	10- 3	90,075
81-82	11- 2	94,719
82-83	16- 1	112,539
83-84	12- 3	118,853
84-85	12- 2	115,054
85-86	12- 1	109,836
86-87	8- 4	66,827
87-88	13- 1	122,757
88-89	6- 6	94,532
89-90	9- 5	100,153
90-91	7- 5	70,668
91-92	8- 4	55,380
92-93	8- 7	66,483
93-94	9- 3	74,622
94-95	14- 1	93,622
95-96	10- 1	91,933
96-97	10- 4	66,800
97-98	8- 6	72,742
98-99	8- 6	56,559
99-00	9- 4	52,547
00-01	6- 9	67,619
<b>Totals</b>	<b>392-106</b>	<b>3,317,785</b>



*The Hokies' basketball locker room, Tech's four retired jerseys and the lounge area are all part of the Bill Foster Basketball Suite.*



# FIRST-RATE FACILITIES

## *The Merryman Center Is the Hub of Tech's Outstanding Athletic Complex*



With the centerpiece of the Merryman Center, Virginia Tech student-athletes compete and train in some of the best facilities in the nation. Men's basketball competes in Cassell Coliseum, but has access to a wide array of facilities.

The Merryman Center ranks as one of the finest facilities in all of college athletics. The \$10.6 million all-purpose building, adjacent to Cassell Coliseum, opened its doors in 1997. It boasts a large, state-of-the-art strength and conditioning center, which includes a speed and agility gym and one of the largest and best-equipped sports

medicine facilities in the country.

The facility is named for the F.W. "Sonny" Merryman family of Rustburg, Va., which presented the university with

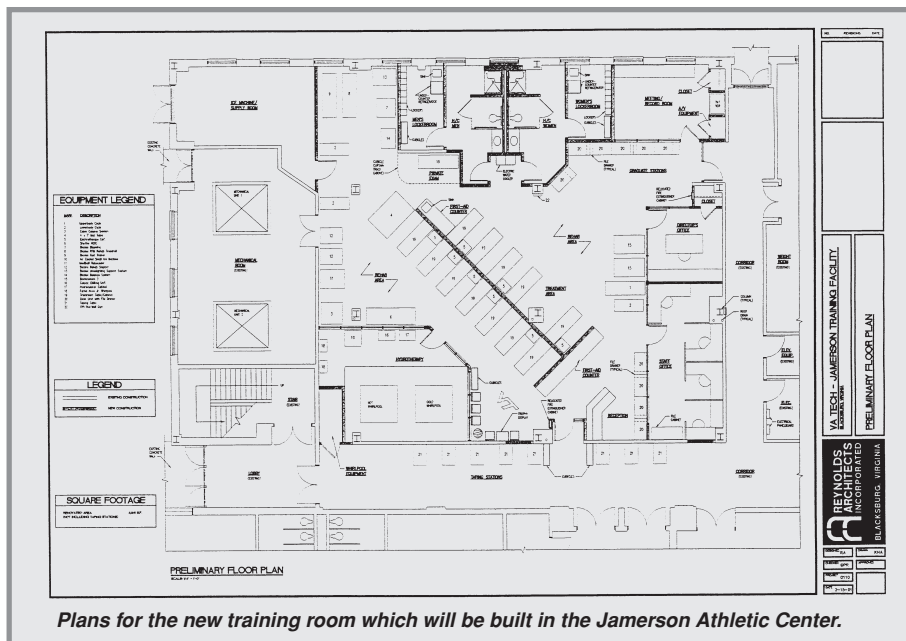
a major gift, kicking off a fundraising campaign.

Cassell Coliseum, now in its 41st season as the home of the Hokies, provides Tech with one of the loudest and

toughest home courts in collegiate basketball. The men's basketball spacious locker room and lounge are located just a few steps from both the arena floor and two, full-court, practice gyms.

Lane Stadium, home of the nationally-ranked football team, is also adjacent to the Cassell Coliseum, Merryman Center, Jamerson Athletic Center complex. Lane Stadium is one of the best places to watch college football.

Among the other facilities at Virginia Tech is Rector Field House that features a full-sized indoor practice field and one of the nation's



*Plans for the new training room which will be built in the Jamerson Athletic Center.*

finest indoor running tracks. The Johnson-Miller Outdoor Track Complex has an eight-lane Mondo track and is also the home to Tech soccer and lacrosse. War Memorial Gym is the site of swimming and diving at Tech.



English Field is the home for Tech baseball. The 1,500 seat facility affords the Hokies the finest facility in the BIG EAST Conference. The Virginia Tech softball field is one of the newer facilities on the campus and affords Tech with one of the top facilities in the country. The Burrows-Burleson Tennis Center offers both six indoor and

six outdoor courts. The center has allowed Tech to host NCAA and conference tournaments.

Virginia Tech also has an

on-campus golf course for its nationally-ranked program and a numerous running trails. A new set of football practice fields behind the

Merryman Center has been completed and allows the soccer and lacrosse teams use of the the former football practice fields.



*Some of the highlights of the athletics complex are (clockwise from top right) the Johnson-Miller Outdoor Track Complex, Rector Field House, the indoor courts at Burrows-Burleson Tennis Center, Tech Softball Field, English Field for baseball and War Memorial Pool.*

## *Building the Mind and Body*

The Virginia Tech strength and conditioning program is one of the true gems of the Athletics Department. Under the direction of assistant athletic director Mike Gentry, who has been the Hokies' strength coach for 14 years, the Tech strength and conditioning program ranks among the nation's very best.

"Our strength and conditioning program is designed to help our student-athletes build overall strength and endurance, while helping them develop self-discipline and realize their potential as athletes," says Gentry. "We

have a comprehensive program utilizing strength, power and flexibility training as well as plyometrics and sprint conditioning."

The basketball team trains in the beautiful 17,000-square foot training center on the first level of the Merryman Athletic Center. The weight room facility features new free-weight equipment, a full line of Hammer Strength equipment, 12 platforms and a 6,000-square foot state-of-the-art speed and agility room.

The strength and conditioning staff at Tech is

also very involved in nutritional education and supplementation as related to athletic performance.

The "Training Edge" dining facility has been touted by visiting coaches as one of the best in the country. It features a comprehensive system of eating for championship performance.

"Our system of nutritional supplementation and performance-based eating has made a tremendous difference in the gains our athletes have experienced over the past few years," Gentry said. "We plan to

- Virginia Tech's strength and conditioning program is regarded as one of the best in the nation.

- The Hokies have more than 22,000 square-feet of strength and conditioning training space.

continue to improve and promote 'Training Edge'."

A Durham, N.C., native, Gentry received a B.S. degree in physical education from Western Carolina University in 1979. Gentry received his master's degree from the University of North Carolina at Chapel Hill in 1981 where he worked as an assistant strength coach. He then went to East Carolina University as head strength coach in 1982. He worked at East Carolina until he came to Virginia Tech in 1987.



*The strength and conditioning program at Virginia Tech goes far beyond the boundaries of the Hokies' spacious weight training facility in the Merryman Center. The athletic performance staff stresses performance-based nutrition and also offers counseling services, which can be important resources for student-athletes.*



**Brian Chase works hard both on and off the court. Outstanding strength and conditioning is a trademark of Virginia Tech athletes.**



**Mike Gentry**  
Assistant Director of Athletics  
for Athletic Performance



**Jay Johnson**  
Assistant Strength Coach



**The "Training Edge" dining facility is located near Cassell Coliseum on campus.**

Gentry earned an Ed.D., in curriculum and instruction at Virginia Tech in 1999, with an emphasis in motor behavior.

In 1995 and 1996 Gentry was recognized by the National Strength and Conditioning Association as a finalist for National Strength and Conditioning Professional of the Year.

Assisting Gentry this year are three full-time assistant strength and conditioning coaches: assistant director Jay Johnson, Terry Mitchell, strength and conditioning coordinator of men's Olympic sports and Emily Chones, strength and conditioning coordinator for women's Olympic sports.

Gentry and Johnson share the strength and conditioning responsibilities for the men's basketball team.

"I've really enjoyed working with the basketball team this year and I've been impressed with their work ethic and determination," Gentry said. "Most of the players have been in Blacksburg throughout the summer preparing for the season. Their efforts are beginning to pay off. Coach Stokes and his staff have been most supportive of the players' hard work."

"This year's Hokies should not only be bigger, faster and stronger, but also a more cohesive group."

## **Sports Psychology**

A new addition to the athletics department as of August 2000 is sports psychology. The licensed psychologists, Dr. Brenna Chirby, Dr. Gary Bennett, and Dr. Robert Miller, Associate Director of the Thomas E. Cook Counseling Center, counsel student-athletes either individually or as a team.

"I've always felt that (sports psychology) was an important element. We want to be a holistic model of an athletics department and we wanted to and needed to include sports psychology in that model," Mike Gentry says.

"It is a great resource for our coaches and our athletes," Gentry says. "We've improved a lot in areas of strength and conditioning, nutrition and in sports psychology. It's all about becoming a well-rounded athletic program and helping student-athletes. We want to give them all the resources we can to put them in a position to be successful."

The success of Virginia Tech's basketball program rests largely on the academic progress of each student-athlete. The academic performance of Tech student-athletes has improved each year due in part to the Student Athlete Academic Support Services (SAASS).

The Virginia Tech graduation rate for student-athletes has risen significantly in recent years and reached 67 percent in 2001 as compared to the national average of 58 percent. The projected 2002 student-athlete graduation rate is over 70 percent which will mark the fourth time in the last nine years that Tech has reached that level.

Last spring, the Athletic Director's Honors Breakfast paid tribute to a record 337 student-athletes, student trainers, student managers, cheerleaders and HighTechs who posted 3.0 or greater GPAs in the 2000 calendar year.

To accommodate the many facets of assistance needed for student-athletes, Virginia Tech's mission is eight fold:

1. To provide services to all student-athletes, including any student participating in any varsity sport, managers, trainers, cheerleaders and HighTechs.
2. To provide academic support through tutoring programs, computer facilities and software which are necessary for the individual needs of each student.
3. To require a mandatory study hall for students below expected GPA levels in order that the staff might better assist the at-risk student-athletes.
4. To provide adequate study facilities and a computer lab which are conveniently located near the training areas and coaching areas.
5. To provide mentoring, counseling, academic assistance, advising and to work closely with other academic offices on campus for the welfare of the students.
6. To work closely with the athletic department for the academic welfare of each student-athlete and to help in the

*development of an effective student life program.*

*7. To closely monitor the academic success of each student to help ensure academic progress toward a degree and maintenance of academic and athletic eligibility.*

*8. To encourage former athletes to be actively involved with our present athletes and to provide our services to former athletes who did not graduate and assist them in their academic planning toward a degree. The ultimate goal is for all student-athletes to successfully complete their degree.*

The expectations of the Virginia Tech community are that each student-athlete achieves their maximum academic and athletic potential. With the proper assistance, facilities and encouragement, these potentials can become a reality.

SAASS provides programming for student-athletes from their freshman year through graduation. This includes a comprehensive orientation to Tech, study hall, mentoring, tutoring, academic monitoring, academic recognition, and eligibility education. Additionally, student-athletes are referred to and encouraged to take advantage of other campus agencies charged with helping students in their academic pursuits.

Academic facilities for student-athletes include the Monogram Room, a large room used as a study hall area adjacent to the SAASS office in Cassell Coliseum. The HEAT (Hokies Engaging in Advanced Technology) Lab houses over 26 computers on the second floor of Cassell Coliseum and laptop computers are also available for Tech athletes to use when travelling to away contests. The athletic department also provides areas for private, quiet study for the athletes' convenience.

Additionally, student-athletes can use the Center

## **Chris Helms** **Director of Student Athlete Academic Support Services**



Beginning his third year at Virginia Tech, Chris Helms is the director and is responsible for the development and leadership of the Student Athlete Academic Support Services office. Helms oversees an office comprised of an associate director, four assistant directors, and a secretary forming a group of professionals serving the needs of all student-athletes.

In addition to his duties directing SAASS, Helms serves as a liaison between the academic and athletic communities and is an ad hoc member of the University Athletic Committee.

Helms came to Tech from Michigan State University, where he served as the assistant director of the Student Athlete Support Services office.

Prior to MSU, Helms served as the coordinator of academic affairs for the Florida State University football program. Some of his other experience includes academic advisement for student-athletes at Central Connecticut State University.

Helms earned his bachelor's degree in psychology at Wake Forest University and received his master's in athletic counseling from Springfield College.

A native of Frederick, Md., he and his wife, Renee, have a son, Walker, and a daughter, Meigs.

for Academic Enrichment and Excellence site offices, located in Hillcrest and Femoyer Halls.

Together, these spaces provide the student-athlete with a variety of study environments conducive to their success. Athletes can use these facilities between classes, after practice, or in the evenings, with flexible hours tailored to make the most of a student-athlete's limited time.



**Katie Ammons**

Director Chris Helms oversees an office comprised of associate directors Lois Berg and Colin Howlett, assistant directors Katie Ammons, Renia Edwards and Becky Kolenbrander, and secretary Terrie Repass.

Ammons, who begins her third year as an assistant director, returned to her alma

mater in October of 1999 when she was named to the post.

She serves as the academic coordinator for the men's and women's basketball programs as well as the men's and women's cross country and

men's and women's track and field programs. In addition, she also serves as the coordinator for the student-athlete computer lab and technical liaison for the office.

Ammons comes to Tech from University of Florida where she served as an intern in

the Office of Student Life. She earned her master's in athletic administration from Ohio University in 1998 and received her bachelors of art degree in communication studies and political science from Virginia Tech in 1997. As a student-athlete at Virginia Tech, Katie was a member of the Hokies' swim team.



The Virginia Tech Athletics Department is dedicated to the welfare and future of its student-athletes. The commitment is guided by the department's sponsorships of life skills programming associated with its CHAMPS/Life Skills Program and the Hokies Turning Opportunities into Personal Success (HiTOPS). The HiTOPS program provides a well-rounded program for student-athletes to develop the individual skills necessary to lead successful and productive lives.

The focus of the program is on five commitments viewed as critical to personal growth.

### **Service**

The Tech basketball program takes great pride in its community service projects. Many players take part in various programs such as Read to Grow, Winning Choices Character Education Program, Hokie Readers, White Ribbon Campaign (men against violence toward women), hospital, retirement home and detention center visits and VT Night at local elementary schools. Jermaine Holmes, Director of Student Life, and Amy Freel, Coordinator of Student Life, are committed to providing student-athletes with opportunities to develop the foundation for a lifelong commitment of volunteerism.

### **Academic Excellence**

Academic excellence is promoted through a full range of services available for any student-athlete. HiTOPS is committed to effective study skills programs, which facilitate the development of student-athletes as critical thinkers with a variety of integrated learning skills. A monitored study hall, assigned academic advisors, HEAT Lab (computer integrated classes) and honors, awards and recognition, such as the

Athletic Director's Honor Roll and the Arthur Ashe Jr., Sports Scholars, are all offered by Virginia Tech to help with academics.

### **Career Development**

HiTOPS is committed to the goal of assisting student-

athletes in the process of career development. It is the program's intention to provide a developmental approach that begins with career awareness which then leads to career exploration and finally job placement. Career

development components of the program include complete interest inventories, career nights, job shadowing, internship opportunities, GRE/Graduate School seminars, resume writing workshops and interview skills training.

## **Jermaine Holmes** **Director of Student Life**



Jermaine Holmes is in his third year as the director of student life for Virginia Tech and fourth year working in the athletics department.

Holmes oversees the day to day operation of the office of student life, directs the HiTOPS CHAMPS/Life Skills Program and serves on various student-related committees on campus.

He serves as a member on the advisory counsel for multi-cultural affairs and committee for campus climate and provides lectures as a member of SAFE (Sexual Assault Facts and Education).

While pursuing his undergraduate degree at Virginia Tech, Holmes was a star receiver for the Hokies. He earned his bachelor's degree in marketing management in 1996 and his master's in consumer studies in 1998, both from Virginia Tech.

Born in St. Petersburg, Fla., Holmes is single and currently resides in Blacksburg. In his spare time, he enjoys weight training and playing basketball.

## **Amy Freel** **Coordinator of Student Life**



Amy Freel is in her third year as the coordinator of student life at Virginia Tech and second year as sports nutritionist. Freel serves as the community service coordinator and assists with the development and implementation of alcohol, tobacco, and drug awareness programs.

As the sports nutritionist, Freel provides student-athletes with individual diet counseling and information about issues such as gaining lean muscle mass, losing fat, and eating to improve performance. Freel also works with the Training Edge dining option on campus to design menus for training tables and to make daily menu selections.

Freel graduated from Ball State University in Muncie, Ind., with her bachelor's in dietetics in 1996 and received her master's in the same field from Ball State in 1998.

She was a four-year letterwinner on the gymnastics team, earning All-Mid-American Conference honors. As a senior, her team was honored as the national collegiate academic champions for the sport of gymnastics.

Freel, a native of Glen Ellyn, Ill., her husband Mike, and son Benjamin Ryan, born December 2000, live in Christiansburg. They are expecting their second child in May.

### **Athletic Excellence**

CHAMPS/Life Skills programs encourage student-athletes to transfer the lessons learned in athletic participation to their daily life experiences. Virginia Tech strives to provide its student-athletes with excellent facilities, staff, equipment and support programs. Athletic excellence is fostered by the department's sponsorship of 11 men's and 10 women's intercollegiate sports.

### **Personal Development**

HiTOPS is committed to the goal of assisting in developing the total person. Student-athletes are given opportunities to acquire appropriate communication skills and decision-making skills that will enable them to manage their personal and professional lives. This is done through workshops and seminars in media training, SAFE (Sexual Assault Facts & Education), Alcohol Awareness Week programs, conflict resolution, manners and etiquette and fiscal responsibility.

### **Pursuit of Excellence**

Tech's overriding goal continues to be a combination of excellence in both athletic competition and academic achievement. These five commitments of the CHAMPS/Life Skills and HiTOPS programs help lead to the development of productive, responsible and successful lives for Virginia Tech student-athletes.

The Virginia Tech Sports Medicine Department prides itself on providing the most current and comprehensive care available to all of its student-athletes.

Under the leadership and guidance of Dr. Duane Lagan, director of sports medicine, and Mike Goforth, director of athletic training, the team of general practitioners, orthopedic surgeons, certified athletic trainers, physical therapists, chiropractors, massage therapists and sports psychologists have assembled to form one of the finest sports medicine partnerships in the nation.

The prevention of athletic injuries is one of the most important components to an individual's as well as a team's success. However, in the unfortunate event that an athlete is injured, the team of sports medicine specialists at Virginia Tech will guide the athlete through the Sports Medicine Continuum - from injury to diagnosis to treatment/rehabilitation to return to play. Returning the athlete to the pre-injury level of competition as quickly and safely possible is the ultimate goal of the sports medicine team.

Preventively, athletes have access to custom orthotics, custom mouth guards, specialized prophylactic bracing and many other devices and services to help prevent and protect them from injuries. Stretching and strengthening programs are also utilized during the prevention phase to minimize the risk of injury.

However, when an injury does occur, the medical, athletic training and strength and conditioning staffs each have a role in bringing the athlete back quickly to be ready to play. Diagnosis of an injury may require a specialist, such as an orthopaedic physician or



*Keith Doolan*

diagnostic imaging, such as magnetic resonance imaging (MRI). After the diagnosis, which may or may not require surgery, an athlete's treatment plan begins with rehabilitation and physical therapy. Athletes are then progressed to weight training as they become able, and the strength and conditioning staff tailors specific programs for each injury, working within the athlete's limitations and ensuring no further injury. This continues until the athlete is ready and has been cleared for return to play.

Even after a team's competitive season is completed, the sports medicine team also takes great pride in treating athletes year-round, with special attention to the off-season. During this time, the staff will analyze past injury data from each athlete and construct a prevention program

consisting of strengthening, stretching and most importantly movement pattern analysis and training to help prevent the re-occurrence of injuries.

The off-season is also the time to address chronic injuries which may also include the consideration of performing surgery. While an athlete may have been able to maintain and perform during the season with an injury, in the long term, surgery to correct a problem may be the best approach. In this case, depending on the injury and the surgery, a treatment and rehabilitation plan may generally last anywhere from as short as a few weeks or as long as nine months – thus making the efficient functioning of the sports medicine team an essential tool to an athletic program's success.

The athletic training and

medical complex is currently located in the \$10 million Merryman Center, a state-of-the-art facility which includes 3,500 square-feet of medical space supplemented by athletic training rooms in Cassell Coliseum and Rector Fieldhouse. Facilities include numerous treatment modalities including electric stimulation, ultrasound, hydrotherapy and cryotherapy. Also included are offices for staff, training tables, whirlpools, rehabilitation equipment and an eight-foot cold tub.

Currently, plans are being formulated to further enhance the athletic training support by consolidating the existing athletic training rooms in Cassell Coliseum to one centralized area in the Jamerson Athletic Center. This will increase the availability of the athletic training staff as well as better equip the staff to care for the needs of the student-athletes. The centralized area in Jamerson will provide all the athletic training services and will allow the athletic training room in the Merryman Center to be designated for physical therapy, chiropractic, massage, sports nutrition and sports psychology services.

As do all students at Virginia Tech, student-athletes have access to the Schiffert Student Health Center in McComas Hall. The Schiffert Student Health Center has a fully operational diagnostic laboratory, x-ray facilities and eight full-time physicians. Student-athletes are sent here for x-rays and lab work that can't be done in the Merryman Center. In addition to the Schiffert Student Health Center, McComas Hall also houses the Women's Center, the Cook Counseling Center, recreation sports and fitness programs.

# TECH ATHLETIC FUND

The Virginia Tech Athletic Fund has realized new levels of financial support from its ever-expanding donor base of over 12,000 members. In 2000 a new record for giving was set as gifts exceeded \$10 million.

The Hokie Club is charged with raising funds to support the scholarship, capital and programmatic needs of the Athletics Department. Donors make gifts in outright forms such as cash, real estate, securities, gifts in kind, corporate matching programs, or through planned or deferred gifts such as a will, living trust, life income trust, retirement plans, life insurance or charitable lead trusts.

"Our fans realize that the athletic programs here at Virginia Tech can compete for national championships and they want to play an integral part in supporting those efforts," said Lu Merritt, Tech's director of development for intercollegiate athletics. "It's really impressive to see such excitement and enthusiasm from our loyal fans."

A 1968 graduate of Virginia Tech and letterman on the Hokies' tennis team during his undergraduate years, Merritt currently serves on the Executive Committee of the National Association of Athletic Development Directors (NAADD).

John Moody, associate director, serves the North Carolina area and focuses on major gift fundraising and special projects. A former football player at Tech, Moody has worked in the Hokie Club for 29 years.

David Everett serves as director of major gifts for the Hokie Club. A member of the Hokies' 1986 Peach Bowl team, Everett currently serves the Richmond, Lynchburg and Staunton areas.



*The VTAF staff: (front. l-r) Johnnie Hoehn, Sharon Linkous, Diana Faine; (second row) Vicky Moore, Jane Broadwater, Terry Bolt, David Everett; (back row) Lu Merritt, John Moody and Trey McCoy.*

Terry Bolt, also an associate director, serves the Tidewater and Southside areas of Virginia, plus South Carolina and Georgia, while overseeing planning and direction of the Annual Fund. In addition, she is responsible for the Orange and Maroon Tour, the annual Hokie

Celebration and the Regional Hokie Club President's meetings.

Trey McCoy, development manager, serves the Hokie Clubs in Northern Virginia, Southwest Virginia and West Virginia. A former All-America baseball player at Tech, he still holds the Hokies' records for

career batting average for three seasons (.374) and career slugging average (.835).

Sharon Linkous and Vicky Moore handle all aspects of gift entry and membership records. Diana Fain manages the budget process and produces all meeting notices for the Hokie Clubs. Jane Broadwater serves as executive secretary for the office. A former cheerleader, Broadwater is the daughter of Bill Buchanan and her siblings Molly, Billy, Toddy and Robby all attended Virginia Tech. Johnnie Hoehn works part time in the office and brings over 10 years of experience to the team.

The Athletic Fund is proud of its volunteers who help ensure that 58 Hokie Clubs throughout Virginia, West Virginia, Maryland, North and South Carolina, Delaware, New Jersey, Georgia, Pennsylvania and Tennessee continue in their active efforts to support and promote athletics at Virginia Tech. Along with bus trips, game watching parties and other social events, Tech grads and friends gather to cheer on the Hokies.

Floyd Merryman of Rustburg, Va., is the current president of the Athletic Fund, and Bill Stover of Fairfax, Va., is the vice president.

The  
**ROUNDBALL CLUB**

The mission of the Roundball Club is to:

- Promote public awareness of the Virginia Tech men's basketball program.
- Foster the goals and policies of the Virginia Tech Athletics Department.
- Provide the level of spirited support and resources required for the program to achieve national prominence.

The Virginia Tech Roundball Club, founded at the beginning of the 2000-2001 season, has quickly become a major supporter of Hokie basketball.

The group, made up of Tech fans from all areas of the community, provides vocal support in Cassell Coliseum and behind-the-scenes support off the court.

Michael Weeks is the president of the club and presides over a 16-person executive committee. For more information on the Roundball Club, e-mail [rndball@vt.edu](mailto:rndball@vt.edu) or visit them on the web at <http://buycollegestuff.com/roundball/index.htm>.

# VIRGINIA TECH RADIO NETWORK

**“From the Blue Waters of the Chesapeake Bay to the Hills of Tennessee, the Virginia Tech Hokies are on the air!”**

That familiar refrain — delivered by Bill Roth, the Voice of Virginia Tech basketball — opens every Tech sports broadcast and reflects the network’s goal of reaching Hokie fans everywhere. So, whether they’re sailing off Virginia’s eastern shore, hiking in the Blue Ridge Mountains, or sitting in their homes anywhere in the state, Tech fans know they’re always within range of a Tech network radio station.

This season marks the 48<sup>th</sup> consecutive year Tech sports have been broadcast to a state-wide audience, and the network of stations continues to grow. The network also produces *The Hokie Hotline*, a 90-minute radio talk show featuring Roth

and Tech coach Ricky Stokes every Monday night. The network’s award-winning television magazine show, *Virginia Tech Sports Today*, is seen every Sunday on a network of TV stations and cable networks throughout Virginia and the southeastern United States.

Roth — Virginia’s three-time Sportscaster of the Year — is in his 14th season as the Voice of Virginia Tech basketball. A native of Pittsburgh, Pa., Roth graduated from Syracuse University in 1987 earning a degree in broadcast journalism. Roth was honored by the Associated Press, the New York State Broadcasters Association and won the distinguished Robert



**Bill Roth**

*Tech’s winning broadcast team*



**Mike Burnop**

Costas Scholarship in 1986. Roth has worked for ESPN and NCAA Productions telecasts of NCAA Basketball, NCAA Lacrosse and professional kick boxing. This past summer, Roth handled play-by-play duties for ESPN’s coverage of an international field hockey series between Australia and Argentina. He was inducted into Virginia Tech’s Monogram Club this past year.

Former Virginia Tech tight end Mike Burnop is serving his sixth season as the network analyst.

Burnop has served as the analyst on Tech men’s basketball broadcasts for the

past five years. He owns and operates New River Office Supply stores throughout the region.

Burnop, who has also served as color announcer on the Tech football network for the past 19 seasons, was a starting tight end for the Hokies in the early 1970s and still holds the Tech record for receptions in a season with 46. He was inducted in Virginia Tech’s Hall of Fame last year.

Together, Roth and Burnop comprise one of college athletics’ longest-running broadcasting teams, having described the action of every Tech game dating back to the 1988 season.

Tech game broadcasts and other network programs are available to fans anywhere in the world via Tech’s official web site ([hokiesports.com](http://hokiesports.com)) and through TEAMLINE, a pay-to-listen telephone service. (1-800-846-4700, team code 5453).

## Virginia Tech-ISP Sports Radio Affiliates

Abingdon	WGOC	640	AM	Elizabeth City, NC	WTAR	850	AM	Middlesboro, KY	WGOC	640	AM
Alexandria	WAGE	1200	AM	Emporia	WBBC	93.5	FM	Mt. Airy, NC	WWWJ	1360	AM
Amherst	WZZU	97.9	FM	Fairfax	WAGE	1200	AM	Norfolk	WTAR	850	AM
Appalachia	WGOC	640	AM	Farmville	WBBC	93.5	FM	Petersburg	WBBC	93.5	FM
Bassett	WMVA	1450	AM	Front Royal	WINC	1400	AM	Portsmouth	WTAR	850	AM
Beckley, WV	WKQY	100.9	FM	Galax	WWWJ	1360	AM	Princeton, WV	WKQY	100.9	FM
Beckley, WV	WKQY	100.1	FM	Gate City	WGAT	1050	AM	Princeton, WV	WKQY	100.1	FM
Bedford	WSLC	610	AM	Hampton	WTAR	850	AM	Princeton, WV	WKEZ	1240	AM
Blacksburg	WBRW	105.3	FM	Harrisonburg	WMXH	105.7	FM	Radford	WBRW	105.3	FM
Blackstone	WBBC	93.5	FM	Hot Springs	WXCF	103.9	FM	Richlands	WGTH	540	AM
Blountville, TN	WGOC	640	AM	Johnson City, TN	WGOC	640	AM	Richmond	WXGI	950	AM
Bluefield, WV	WKQY	100.1	FM	Kilmarnock	WKWI	101.7	FM	Roanoke	WSLC	610	AM
Bluefield, WV	WKQY	100.9	FM	Kingsport, TN	WGOC	640	AM	Roanoke Rapids, NC	WBBC	93.5	FM
Bluefield, WV	WKEZ	1240	AM	Lebanon	WLRV	1380	AM	Rural Retreat	WXBX	95.3	FM
Bristol, TN	WGOC	640	AM	Leesburg	WAGE	1200	AM	Staunton	WTON	1240	AM
Chesapeake	WTAR	850	AM	Lexington	WXCF	103.9	FM	Virginia Beach	WTAR	850	AM
Chesterfield	WBBC	93.5	FM	Lewisburg, WV	WKCJ	103.1	FM	Washington, DC	WAGE	1200	AM
Christiansburg	WBRW	105.3	FM	Luray	WMXH	105.7	FM	Waynesboro	WTON	1240	AM
Clifton Forge	WXCF	1230	AM	Lynchburg	WZZU	97.9	FM	Williamsburg	WTAR	850	AM
Clifton Forge	WXCF	103.9	FM	Manassas	WAGE	1200	AM	Winchester	WINC	1400	AM
Dublin	WBRW	105.3	FM	Martinsville	WMVA	1450	AM	Wytheville	WXBX	95.3	FM
Elizabethton, TN	WGOC	640	AM	Martinsville, WV	WINC	1400	AM				

# THE MONOGRAM CLUB

The Monogram Club was created as a social organization comprised of graduated athletes who earned one or more monograms (letters) in any varsity sport at Virginia Tech. All former coaches are designated as honorary members. Once a student-athlete's career is completed, the club is an opportunity to remain active in their sport.

The club focuses on keeping an open line of communication between the athletics department and the former letterwinners. Each former letterwinner is given an open invitation to return to campus and not only support the current athletes in their individual sport but all the athletes within the entire athletics department.

Over the past three years, the club has seen a



**Russ Whitenack**  
 Director

resurgence of activity with record growth in the organization's membership.

This past summer the Monogram Club welcomed its new director, Russ Whitenack, the

former men's head track coach who oversaw that program for the last 28 years.

Whitenack has set some lofty goals for himself and the club for the next few years. He wants to host Monogram Club events on the road in conjunction with Tech athletic events, and to increase membership benefits. Already Whitenack has arranged for each club member to receive a subscription to *hokiesports.com the newspaper*.

"Ultimately I'd like to see every letterwinner join the club," Whitenack said. "I would

like to get reps in all of the major cities where we have several members and I would like to see the club work more closely with the Hokie Club."

When the club was formed, it was under the leadership of the Virginia Tech Athletic Fund, although the Monogram Club is not designed as a fund-raising organization. On April 17, 1999, a reorganizational meeting was held with the election of officers and a board of directors. Dick Arnold was named the president of the club and Terry Strock was named director. Some revisions were made to the original constitution, such as eliminating the word alumni from the name of the club. The club now has a new president as well, a 1969 graduate and former football player, Pete Dawyot.

A complimentary membership was instituted for

recent graduates, allowing them a three-year membership into the club once their eligibility is up. In April 2001, 83 new seniors were added as complimentary members.

Membership dues are \$25 per year with the membership year being from July 1 to June 30. A lifetime membership has been instituted with the amount set at \$500. The Monogram Club has set a goal of doubling membership by next year.

The club publishes a newsletter twice a year for its members. The newsletter consists of information about upcoming activities of the club, articles from coaches, which recap each team's season, and letters from Weaver, Whitenack and Dawyot to the membership.

For membership information, call Russ Whitenack at (540) 231-9156, or e-mail [mclub@vt.edu](mailto:mclub@vt.edu).

## **hokiesports.com** *the newspaper*

The great run of success that Virginia Tech has enjoyed in recent years has been accompanied by many improvements throughout the athletics department. More than a year ago, the Hokies' official newspaper underwent some changes as well.

The publication that was formerly called *The Hokie Huddler* is now known as *hokiesports.com the newspaper*. The title reflects changes in the paper and in how the athletics department is keeping up with technology in disseminating information about its sports programs.

The publication is available via the internet as well as by traditional mail service. This makes it easier for people living far away from Blacksburg to secure up-to-date information about the Hokies in a more timely manner.

"We're going to be updating our web page frequently and doing some special features with it," editor Jimmy Robertson said. "We want to be the source for Tech athletics and we feel we're in the position to be the source since we have unlimited access to the people who make things happen in regards to Virginia Tech athletics.

"Basically, we want to serve the fans and provide them with accurate information. The internet provides us, as a staff, a great opportunity to do that."

What exactly is *hokiesports.com the newspaper*? It's a colorful publication that is printed 33 times a year — weekly during football and basketball seasons and bi-monthly during the spring. The newspaper consists of the ever-popular "Insider" section, which is a page of short blurbs of interesting "inside" information — things you won't get anywhere else.

There is also, of course, game information primarily on men's and women's basketball, football and baseball. Fans can get features on players, statistics and standings, notes and quotes and recruiting profiles

For subscription information, call the *hokiesports.com the newspaper* office at (540) 231-3908 or go to [www.hokiesportsinfo.com/](http://www.hokiesportsinfo.com/) and click on the publication's link.



**Jimmy Robertson**  
 Editor



**Matt Spiers**  
 Assistant Editor

## Charles Steger, University President

Item: Virginia Tech applications up 15 percent. Entering students have highest SAT average ever. Virginia Tech competes for national championship in football. University announces



two new mega bio-tech programs. Things are looking pretty rosy for Virginia Tech, right?

Enter Charles W. Steger. His assessment? "We have to rev the engines even higher. If you're not moving quickly forward, you might as well be standing still," says the energetic 54-year-old president.

Appointed president by the university board effective Jan. 7, 2000, Steger possesses the breadth and depth of experience to lead Virginia Tech at the point when higher education must learn to cope with major technology changes permeating education.

Steger has lofty goals for Virginia's leading research university. "We have challenged ourselves with

becoming one of the nation's leading research universities — of being ranked among the 30 best institutions in America. We are committing ourselves to the pursuit of excellence, to advancing scholarship throughout every discipline within every department and of becoming better at everything we do," says Steger.

A registered architect and former dean of Tech's College of Architecture and Urban Studies, Steger was the architect of a different sort as the leader of the university's successful fund raising campaign. Under his leadership as vice president for development and university relations, the Campaign for Virginia Tech, which concluded in 1998, raised \$337 million, \$87



million over its goal.

Steger's ties to Virginia Tech span four decades as a student, professor, dean, vice president, and now president. While on the faculty, he twice won teaching excellence awards. When he became dean of the college in 1981, he was the youngest architecture dean in the nation at 33 years of age.

Steger received his bachelor and master's of architecture and a Ph.D., in environmental science and engineering from Virginia Tech. He and his wife Janet, have two sons, David and Christopher.

## Jim Weaver, Director of Athletics

James C. Weaver, whose innovative ideas and work as a reformer have made him one of college athletics' most popular administrators, is the director of athletics at Virginia Tech.

Weaver, 56, was appointed on September 24, 1997 and has been a tireless leader in behalf of Tech athletics. In his four years on the job at Tech, Weaver has taken steps to place increased emphasis on projects benefiting student-athletes. He created a comprehensive awards program for letterwinners and has initiated and funded an annual awards banquet.

Weaver's biggest accomplishment thus far has been getting Tech admitted

into an all-sports conference. Tech entered competition in the BIG EAST Conference for most sports during the 2000-2001 season. Wrestling continues to compete in the prestigious Eastern Wrestling League.

A top personal priority for Weaver is the area of facilities, where he has major plans for the expansion of Lane Stadium/Worsham Field.

Virginia Tech contracted with GreenTech, Inc., of Richmond, Va., to install its highly innovative, ITM natural grass sports field system in Lane Stadium/Worsham Field for the 2001 season. Under Weaver's direction, lighted football practice fields — conveniently located in the

center of the athletics complex — were completed during the spring.

A native of Harrisburg, Pa., Weaver came to Tech from Western Michigan University where he was director of athletics from January, 1996 until he came to Blacksburg. Prior to that, he was AD for three and a half years at UNLV, where he reconstructed a troubled athletic department.

Prior to landing the athletic director's job at UNLV, Weaver spent nine years at the University of Florida. He was a strong force at Florida in the field of compliance and concluded his time there as associate athletic director.

"Jim Weaver was the



unanimous choice of our search committee," retired Tech President Paul Torgersen said at a Blacksburg news conference when the new AD was introduced. "The committee was searching for someone with extensive Division I experience, a commitment to compliance, a commitment to gender equity, a commitment to all 21 varsity sports and a vision for conference alignment."

Weaver and his wife Traci have four sons — Josh, Paul, Cole and Craig.

# SENIOR STAFF



**Sharon McCloskey**  
Senior Associate  
Director of Athletics  
(Basketball Administrator)



**David Chambers**  
Senior Associate AD  
for External Affairs



**Tom Gabbard**  
Associate AD for  
Internal Affairs



**Jon Jaudon**  
Associate AD for  
Administration

## MANAGEMENT STAFF



**John Ballein**  
Associate A.D. for  
Football Operations




**Randy Butt**  
Assistant A.D. for  
Financial Affairs



**Tim East**  
Assistant A.D. for  
Marketing & Promotions



**Mike Goforth**  
Director of Athletic  
Training



**Dr. Duane Lagan**  
Director of Sports Medicine  
and Team Physician



**Pam Linkous**  
Human Resources  
Coordinator



**Peg Morse**  
Director of Information  
Systems



**Tim Parker**  
Assistant A.D. for  
Compliance



**Carmela Smith**  
Administrative Staff  
Assistant



**Sandy Smith**  
Director of Ticketing  
Services



**Cara Walters**  
Facilities and Game  
Operations Manager

## OTHER FAMILIAR FACES



**Tom Booth**  
Assistant Video  
Coordinator



**Margaret Brown**  
Secretary, Internal  
Affairs



**Stephanie Carroll**  
Executive Secretary



**Jed Castro**  
Video Coordinator



**Matthew Cox**  
Facilities Manager




**Elaine Flippo**  
Secretary, Sports  
Medicine



**Kevin Hicks**  
Director of Video  
Operations



**Lester Karlin**  
Equipment Manager



**Larry Killough**  
Faculty Chairman of  
Athletics



**Wendy McReynolds**  
Director, Marketing &  
Promotions



**Dan Pressley**  
Facilities Coordinator



**Terrie Repass**  
Academic Support  
Services Secretary



**Damian Salas**  
Webmaster




**Marc Siegel**  
Orthopaedic Surgeon



**Judy Smith**  
Coordinator of  
Accounting Services



**Sandy Weber**  
Coordinator of  
Academic Compliance



**Joyce Wynn**  
Secretary,  
Administration

# BLACKSBURG, VIRGINIA

## *Tech's Home Is College Town, U.S.A.*

One of the many factors that help make Virginia Tech a highly desirable destination for higher education is the great college-town setting of Blacksburg, Virginia.

As the university has grown and changed over the past few decades, so too has the town. Even as the school and Blacksburg have stayed at the forefront of leading edge technology, the town clearly has retained much of the small-town charm that causes residents and visitors alike to fall in love with the community.

Throughout the years, the town of Blacksburg and Tech have worked hand in hand to create a better town. Established as a farming community in 1798 by John and William Black, the town has thrived to rank among the nation's elite living environments.

In addition to being home


to the Tech campus, Blacksburg was ranked among the top 20 retirement locations in the United States by *Rand McNally*. Local businesses and industries are drawn to the potential this quaint town has to offer. More than 1050 businesses are currently located in Blacksburg, with

approximately 25 new business licenses issued each month. Blacksburg is gradually becoming more developed, making room for more businesses to flourish, however, the level of development is carefully controlled. There is particular attention paid to the unique balance that preserves the atmosphere of a small town.

Blacksburg is located on a plateau between the Blue



*Downtown Blacksburg is a special place, whether it is alive with the excitement of a Tech Homecoming parade (left) or resting peacefully under glistening Christmas decorations (below).*





Ridge Mountains and the Alleghany Mountains, 2,100 feet above sea level. It is easily accessible in Southwestern Virginia on U.S. 460 near Interstate 81, only 40 miles southwest of Roanoke. Residents enjoy the close proximity to a variety of recreation areas such as the Blue Ridge Parkway, Claytor Lake and the New River.

The town is surrounded by scenic mountain views that accentuate the area. Blacksburg is blessed with a moderate climate and residents enjoy the four seasons.

Tech and Blacksburg have combined to form the "Electronic Village," boasting a highly computerized and

technological community. Tech ranks first among public universities in the United States as an educational user of installed personal computers with more than 12,000 PCs and 3,000

terminals on campus. In fact, the campus has more PCs than telephones.

Tech also works closely with the community through several different


organizations. University students run committees of the local YMCA and aid in facilitating community interests with the Open University Program.



*The town of Blacksburg and Virginia Tech athletes have had a great relationship over the past few years. The Hokies get out and do things in the community, and the residents in turn loyally support the team. Student athletes from basketball and other sports (above) pass out promotional literature and greet their fans during a summer festival in town.*

### **Blacksburg Quick Facts**

- The town of Blacksburg is located in the southwestern part of Virginia, about 40 miles west of the city of Roanoke. This location offers pleasant summers and mild winters. The surrounding countryside provides opportunities for hiking on the Appalachian Trail, sailing on nearby Claytor Lake, and tubing or canoeing on a number of rivers in the area.
- Blacksburg has a population of about 36,000 (including students), and offers the many advantages of small-town life. Its location (adjacent to major interstate highways) provides convenient access to most points in the southern and eastern parts of the country.
- More information on Blacksburg can be found on the web site of the Blacksburg Electronic Village, [www.bev.net](http://www.bev.net) or the town's web site, [www.blacksburg.va.us](http://www.blacksburg.va.us).



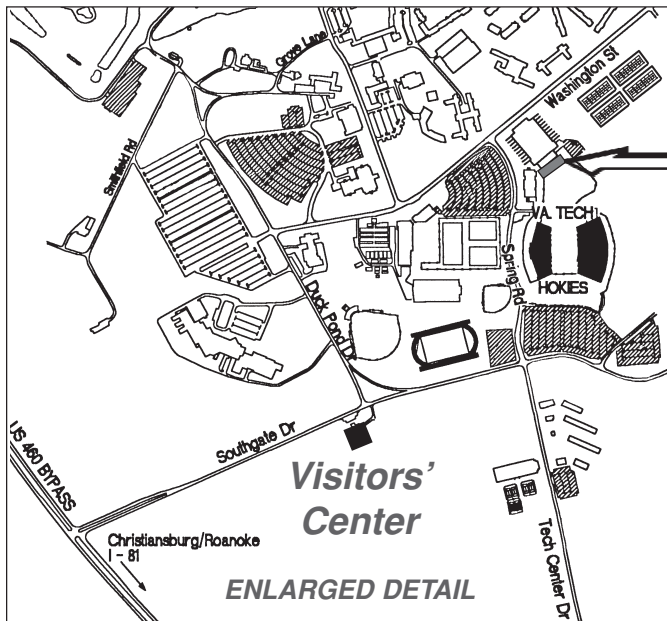
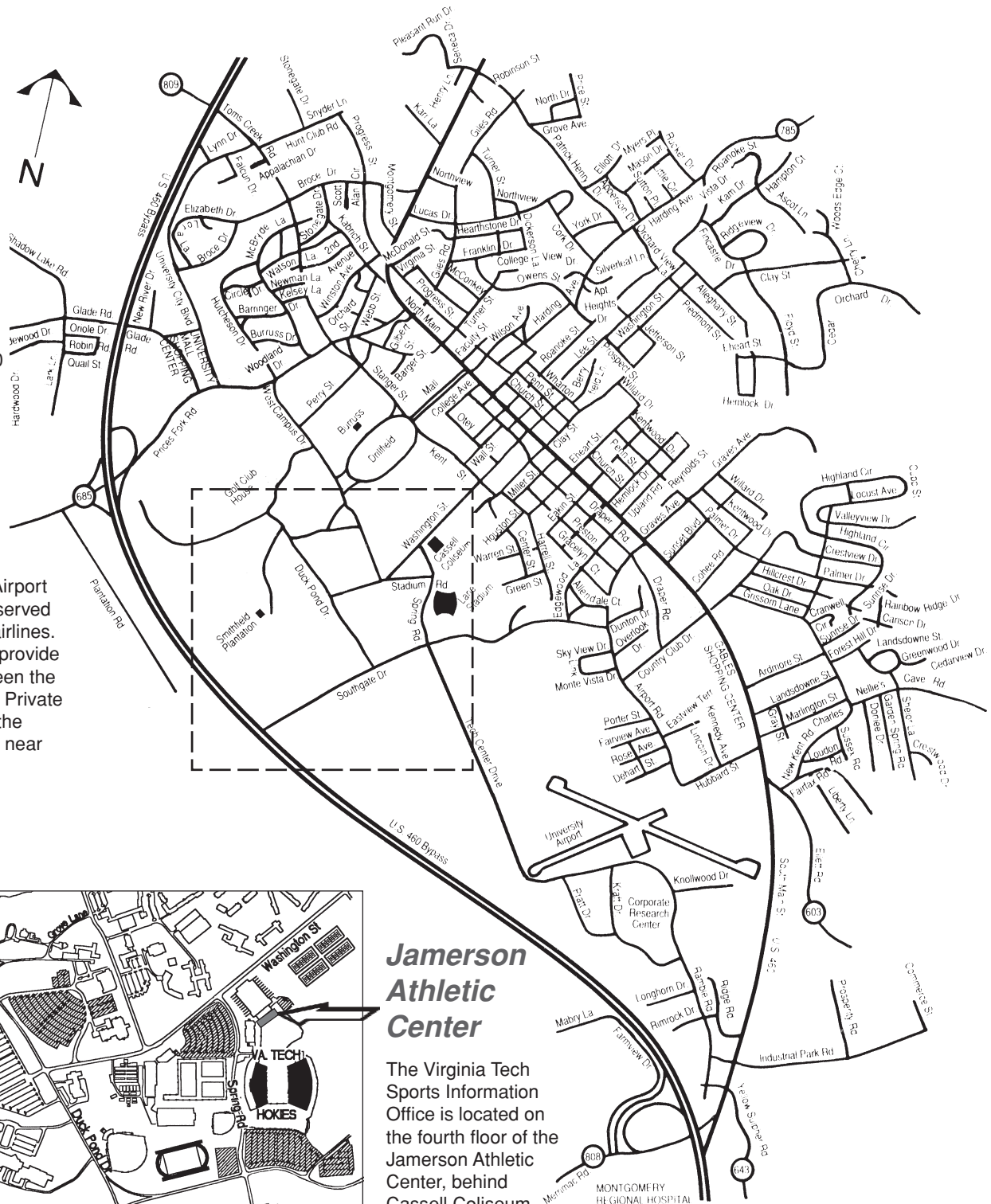
*Opportunities for outdoor activities abound in the beautiful mountains and valleys surrounding Blacksburg and Virginia Tech.*

## Getting To Campus

The campus is located in Blacksburg, Va., about 40 miles southwest of Roanoke, Va. To reach the campus from Interstate 81, take Exit 118-B (Christiansburg) onto U.S. Route 460 West. Follow the 460 Blacksburg Bypass and turn right onto Rt. 314.

## By Air

Roanoke Regional Airport in Roanoke, Va., is served by major domestic airlines. Limousine services provide transportation between the airport and campus. Private planes may land at the Virginia Tech Airport near campus.



## Jamerson Athletic Center

The Virginia Tech Sports Information Office is located on the fourth floor of the Jamerson Athletic Center, behind Cassell Coliseum.

## Visitor Parking

Visitor parking permits are available at the Information/Visitors Center on Southgate Drive (Rt. 314) just off the 460 Blacksburg bypass.




**3 Eric Branham**  
G • 6-0 • 178 • Jr.  
Washington, D.C.  
Cardoza/  
Hagerstown JC



**15 Carlton Carter**  
C/F • 6-11 • 213 • Sr.  
Trenton, N.J.  
Solebury Academy/  
Colorado



**5 Brian Chase**  
G • 5-10 • 167 • Jr.  
Washington, D.C.  
Dunbar H.S.



**32 Carlos Dixon**  
G/F • 6-7 • 181 • So.  
China Grove, N.C.  
South Rowan/  
Fork Union



**45 Mibindo Dongo**  
F/C • 6-9 • 262 • Sr.  
Kinshasa, Zaire  
Bambiniere/  
Allegany [Md.]




**00 Joe Hamilton**  
G • 6-6 • 180 • Sr.  
Fountain Inn, S.C.  
Hillcrest/Hiwassee

# VIRGINIA TECH

# HOTKIES




**22 Bryant Matthews**  
G/F • 6-7 • 200 • So.  
Columbia, S.C.  
Columbia



**14 Harding Nana**  
F • 6-8 • 213 • Fr.  
Washington, D.C.  
Newport School/  
Notre Dame Prep



**4 C. J. Pigford**  
F • 6-7 • 215 • Fr.  
Riegelwood, N.C.  
East Columbus/  
Hargrave



**21 Jon Smith**  
F/C • 6-8 • 227 • Jr.  
Dunbar, W.Va.  
South Charleston



**33 Terry Taylor**  
C • 6-8 • 285 • Jr.  
Chesapeake, Va.  
Tallwood/Allegheny JC



**Ricky Stokes**  
Head Coach



**Mark Cline**  
Assistant Coach



**Steve Lytton**  
Assistant Coach



**Randy Peele**  
Assistant Coach




**Alfonzo Duncan**  
Administrative Assistant


# 2001-2002 Schedule

Nov.	1	NIKE ELITE (Exhibition)	7 p.m.
	17	MOUNT ST. MARY'S	TBA
	20	RHODE ISLAND	7 p.m.
	24	at Old Dominion	TBA
	27	EAST CAROLINA	7 p.m.
	29	NORTHEASTERN	7 p.m.
Dec.	1	at Virginia	7 p.m.
	3	VMI	7 p.m.
	7-8	at Jim Thorpe Association Classic (Louisville, Ky.)	
	7	vs. Murray State	9 p.m.
	8	vs. Louisville or Wisconsin-Milwaukee	7/9 p.m.
	2	WESTERN MICHIGAN	7 p.m.
	15	RADFORD	7 p.m.
	27	at Florida State	7 p.m.
Jan.	2	CONNECTICUT*	7 p.m.
	5	SETON HALL*	Noon
	10	at Connecticut* (Hartford Civic Center)	7:30 p.m.
	12	MIAMI*	TBA
	15	VILLANOVA* (ESPN2)	7:30 p.m.
	20	at Boston College*	Noon
	26	at Syracuse*	TBA
	30	at Villanova*	7:30 p.m.
Feb.	3	ST. JOHN'S*	2 p.m.
	6	BOSTON COLLEGE*	7 p.m.
	9	at Providence*	7:30 p.m.
	13	at West Virginia*	7 p.m.
	16	at St. John's*	TBA
	23	PROVIDENCE*	TBA
	27	RUTGERS*	7 p.m.
Mar.	2	at Miami*	4 p.m.
	6-9	BIG EAST Tournament at Madison Square Garden	


*Times subject to change; home games in CAPS; \* BIG EAST Conference games*



**Bryant  
Matthews**



**Carlos  
Dixon**



**Brian  
Chase**