

VIRGINIA TECH



WORK HARD.
PLAY HARD.
HAVE FUN.



2012-13 **BASKETBALL**



WORK HARD.

PLAY HARD.

HAVE FUN.



2012-13 VIRGINIA TECH BASKETBALL

A MESSAGE TO TECH SUPPORTERS

Welcome to Virginia Tech Basketball 2012-13. I hope you enjoy reading this publication and learning more about our program, athletics department and university.

The main thing you need to know about this program is the philosophy by which we operate. We will work hard. We will play hard and we will have fun.

I want our players, coaches and staff to become a very important part of this community. We proudly represent our university and the Hokie Nation. We will be involved in all the positive aspects of this community and will give as much or more to the Hokie Nation as we are fortunate enough to receive.

If you see one of us out in the community, please stop and say hello. We want to get to know as many of our fans as possible. We will ask you to come and support this team because you are a major part of everything we do.

It is my privilege to be in charge of this program. I am fortunate that we have a roster full of outstanding young men who will do things the right way and be positive role models in this community. With your help, let's have a fun and exciting season.

Sincerely,

A handwritten signature in cursive script that reads 'James Johnson'.

James Johnson
Head Coach

quick facts

VIRGINIA TECH BASKETBALL

Location Blacksburg, Va. 24061-0502
 Basketball Address..... Hahn Hurst Basketball Practice Center
 Washington Street, Suite 208
 Enrollment 31,000
 Nickname Hokies
 Colors..... Chicago maroon & burnt orange
 Conference..... Atlantic Coast Conference
 Arena (Capacity)..... Cassell Coliseum (9,847)
 Tech's All-Time Record 1328-1091
 President..... Dr. Charles Steger
 Director of Athletics..... Jim Weaver
 Head Coach James Johnson (Ferrum, 1993)
 VT Record/Years First season
 Overall Record/Years..... First season
 Assistant Coaches..... Kurt Kanaskie (La Salle, 1980)
 Ramon Williams (VMI, 1990)
 Mark Byington (UNC Wilmington, 1998)
 Director of Men's Basketball Operations..... Andy Moore (Muskingum, 1992)
 Director of Strength & Conditioning
 for Basketball Programs David Jackson (Virginia Tech, 1997)
 Video Coordinator..... Winston Curry
 Basketball Trainer Dave Dietter
 Basketball Secretary Sharon Spradlin
 2011-12 Record 16-17
 Conference Record/Finish 4-12 (T 9th in ACC)
 Starters Returning/Lost..... 3/2
 Letterwinners Returning/Lost..... 6/3
 Newcomers..... 3
 Assistant AD/Athletics Communications..... Dave Smith
 Associate ACO/Basketball Contact..... Bill Dyer
 ACO Secretary..... Donna Smith

DIRECTORY

Athletics Department(540) 231-6796
 Men's Basketball Office.....(540) 231-6725
 Athletics Communications Office.....(540) 231-6726
 Athletics Communications Fax.....(540) 231-6984
 Dyer's Office Phone(540) 231-8852
 Dyer's Home Phone(540) 552-8461
 Dyer's E-mail Address..... wdyer@vt.edu
 Website www.hokiesports.com
 Twitter @VT_MBBall

ON THE COVERS


This year's covers highlight head coach James Johnson and upperclassmen returnees Erick Green (outside front), Cadarian Raines (outside back) and Jarell Eddie (inside back).

MEDIA GUIDE CREDITS

Editor: Bill Dyer, associate director of athletics communications
Design: Publications director Anne Panella; graphic/web designers for athletics Stacey Wells (covers) and Mary Frances Czarsty.
Contributors: Jimmy Robertson, Damian Salas, Rachel Perreault, Taylor Snodgrass, Kim Koditek and Anne Panella.
Photography: Cover photographs were taken by David Knachel of the Virginia Tech Office of Athletics Communications. Photos inside the media guide were taken by Knachel, Jim Stroup, Woody Veasey, and Michael Shroyer. Ivan Morozov, George Patch, Wayne Scarberry, Mark Nystrom, Jim Bridgeman, Bill Setliff, Ruth Babylon, Tom Maguire, AP Wirephoto, Damian Salas, Tony D'Antonio, Quinton Nottingham and the Office of Student Life also contributed images. Photographers of The Roanoke Times also contributed to the guide, and Stroup, John McCormick and Kelsey Kradel of University Relations Visual Communications. Photos of professional players were provided by NBA Photos, the Utah Jazz, the New Jersey Nets, the New Orleans Hornets, the Miami Heat, the Detroit Pistons, Hefelfinger Studio Photography, Rocky Widner/NBAE/Getty Images and Steve Lipofsky/www.Basketballphoto.com. Photos were also provided by Disney and Kerzner International.



In 2007, Virginia Tech began a multi-year contract with Nike for team apparel and equipment.




contents

BASKETBALL STAFF

Assistant Coaches.....	26
Head Coach James Johnson	24
Support Staff	29

ATHLETICS AND MEDIA

Administration.....	122
Athletics Communications Staff	128
Athletics Department Directory	125
Athletics Director Jim Weaver.....	123
Atlantic Coast Conference	133
Keeping Up With the Hokies.....	131
Media Information	129
This Is Virginia Tech.....	120
University President Charles Steger	122
Principles of Community.....	122
Virginia Tech Network by IMG College....	132



HOKIE HOOPS!

Cassell Coliseum 6
 Hahn Hurst Basketball Practice Center..... 4
 Virginia Tech in the ACC..... 10
 Virginia Tech Athletic Facilities 14
 Virginia Tech Basketball Quick Facts 2

2012-13 SEASON REVIEW

Box Scores 59
 Results 58
 Season in Review 56
 Statistics 57

RECORDS AND HISTORY

All-Conference Honors 96
 All-Time Greats 88
 Coaches & Captains 83
 Coaching Records 82
 Hokies in the NBA 97
 Individual Records 72
 Postseason Play 84
 Records by Class 76
 Series Records 81
 Team Records 74
 Tech Sports Hall of Fame 86
 Top 10 79
 Top Performances 80
 Year-by-Year Leaders 76
 Year-by-Year Results 98

PREVIEWING THE SEASON

Hokie Profiles 34
 Opponent Information 135
 Outlook 20
 Rosters 18
 Schedule Outside Back
 TV/Photo Roster 19

STUDENT SERVICES

Athletic Performance 114
 Sports Medicine 116
 Student Athlete Academic Support 112
 Student Life 113
 Athletics Success 117

BASKETBALL PRACTICE CENTER

Virginia Tech is able to claim perhaps the finest practice facility in major college basketball. The Hahn Hurst Basketball Practice Center affords the Hokies every imaginable convenience needed to build an elite college basketball program.

Since moving into the center in August 2009, this \$21 million facility has given the Hokies the facility so needed to compete at the highest level. The 49,000 foot building, which ties together modern, state-of-the-art amenities with the architectural integrity of the beautiful Virginia Tech campus, is a shining beacon to the commitment the university has made to basketball.

From the moment you walk through the front doors, you are engulfed with the magnitude of this beautiful facility. The two-story front lobby is a testament to the history and future promise of the Virginia Tech basketball program. From the large graphics to the various memorabilia, this area is awash with images of the greatest players in Hokie history.

The main feature of the building is the two-

court, 16,609-square-foot practice gym. Spacious and convenient, the gym is equipped with a soft-wall that can be lowered to divide the courts to allow both the men's and the women's team to practice at the same time. The courts are exact replicas of the main court in Cassell Coliseum, allowing the team to practice on the same surface on which they will play.

The office suites on the second floor features five large offices for the assistants, a conference room and a huge office for the head coach. A view of the practice courts is available from the head coach's office, the large reception area and the connecting balcony.

Behind a secured entrance, the facility offers every imaginable feature needed to build a program. The spacious weight room has the full range of free weights, machines, treadmills, ellipticals and other equipment – all with a panoramic view of the practice courts.


Adjacent to the weight room is the modern, fully-equipped training room. This area features two examination rooms, a taping area and hot

and cold immersion tubs. A state-of-the-art Alter G rehab machine also is located in this area. The sports medicine staff can handle all aspects of treatment and rehabilitation of injuries from this room.

Across the hall is the equipment room, completely stocked with the finest gear offered by Nike. This area also opens out into the parking lot, where the team begins its travel just steps from the locker room.

Speaking of the locker room, the Hokies boast the finest around. The fully-appointed lounge area is outfitted with a sound system, 62" flat screen television, refrigerator and computer workstations. The complex also features a classroom with video and dry-erase boards, perfect for various forms of instructions and team meetings. The locker room itself is spacious, with video screens and large individual lockers with extra storage space.

Immediately behind the practice gym is a large patio area. This area is used for social events and tailgating functions.





home court advantage ///

CASSELL'S ELECTRIC ATMOSPHERE!

"Cassell has become a real beast to play in. I always enjoy Blacksburg and the environment in Cassell. It keeps getting better and better."

— Jay Bilas, ESPN Analyst

Now in its second half century of providing exciting basketball memories to the Hokie Nation, one thing has remained a constant over the years: The Cassell is one tough place for an opposing team to visit.


During its first 51 seasons, Cassell Coliseum has witnessed a total of 677 Hokie men's basketball games and Tech has won 520 of those game, good for a .768 winning percentage.

In recent seasons, the arena has seen a rebirth of sorts in the terms of fan excitement. Since joining the Atlantic Coast Conference in 2004, one of the toughest tickets in all of college basketball has been a conference game in the Cassell. A passionate fan base, competition at the highest level and one of the best arenas in the land have made Cassell Coliseum the place to be on game nights.

year-by-year in cassell coliseum

Season	Record	Attendance
1961-62	10-0	68,000
62-63	7-3	76,000
63-64	10-2	72,000
64-65	9-3	73,000
65-66	10-0	69,000
66-67	11-1	85,000
67-68	8-1	55,500
68-69	9-1	62,000
69-70	7-3	64,000
70-71	9-1	71,500
71-72	9-1	55,000
72-73	11-0	84,300
73-74	10-2	105,000
74-75	8-3	91,600
75-76	14-0	107,200
76-77	11-3	100,754
77-78	13-1	93,833
78-79	10-1	86,972
79-80	10-2	102,806
80-81	10-3	90,075
81-82	11-2	94,719
82-83	16-1	112,539
83-84	12-3	118,853
84-85	12-2	115,054
85-86	12-1	109,836

Season	Record	Attendance
86-87	8-4	66,827
87-88	13-1	122,757
88-89	6-6	94,532
89-90	9-5	100,153
90-91	7-5	70,668
91-92	8-4	55,380
92-93	8-7	66,483
93-94	9-3	74,622
94-95	14-1	93,622
95-96	10-1	91,933
96-97	10-4	66,800
97-98	8-6	72,742
98-99	8-6	56,559
99-00	9-4	52,547
00-01	6-9	67,619
01-02	9-6	52,511
02-03	8-7	63,167
03-04	11-4	95,136
04-05	13-3	150,490
05-06	10-7	165,973
06-07	13-2	147,330
07-08	14-3	166,858
08-09	10-6	150,627
09-10	17-2	176,159
10-11	12-4	142,907
11-12	11-7	151,113
Totals	520-157	4,780,056



cassell coliseum

HOME OF THE HOKIES



For more than a half a century, Cassell Coliseum has provided Virginia Tech with one of the greatest home courts in all of college basketball. Winning has been the norm in the facility since its opening in 1961. Cassell is perhaps even more exciting today than ever in its history. The 2009-10 season saw a record 176,159 fans pack the building and in 2011-12, more than 151,000 fans packed the building.

A facility long known for one of the great home-court advantages in college basketball, "The Cassell" now gives Tech opponents one of the most difficult environments in the Atlantic Coast Conference. And in the 2007-08 season, the four millionth fan witnessed a Hokie victory.

Cassell Coliseum enjoyed a renaissance of sorts during the 2003-04 season but truly came to life during the 2004-05 season. The Hokies finished the season 13-3 in the coliseum and saw all eight ACC games sell out. Tech's 13 home wins that season were the most since 1994-95 and tied for the fourth-most home victories for a Virginia Tech team in Cassell Coliseum history. That excitement increased in the 2005-06 season, when the Hokies finished 10-7 in the

building and saw 14 sellouts, including all eight home ACC games.

The 2006-07 season witnessed many outstanding games, but two contests will rank among the most memorable in school history. On Jan. 13, 2007, the Hokies defeated top-ranked North Carolina, 94-88, in front of another full house in the Cassell. And just eight days later, the Hokies downed #22 Maryland, 67-64, in overtime. That game was played in front of 8,500 fans, mostly students, who braved an ice storm to make Cassell Coliseum the tough home court that it has come to be. The 2007-08 season saw the young Hokies post a 14-3 record and cap the year with three packed home games in the NIT. The festival seating for those three games only enhanced the facility's reputation as a great place for a great fan base to watch a basketball game.

Since opening, the Coliseum has attracted more than four million fans for men's basketball. Tech finished sixth nationally in Division I in increased attendance during the 2003-04 season, drawing 95,136 for the season, about one-third more than the season before. And Hokie fans improved upon that. Virginia Tech led

the nation in increased attendance during the 2004-05 season, averaging 9,406 per game, the largest average attendance in Cassell Coliseum history. That record was broken again in 2005-06, as the Hokies averaged 9,764 per game and once again in the 2006-07 season, at 9,822 per game.

Cassell Coliseum is constantly undergoing improvements. Twelve years ago, new state-of-the-art video screens were added, and seven years ago, each seat in the arena was refinished to its natural wood look. Prior to the 2002-03 season, the athletics department completed step one of a three-step process to renovate and improve the ambulatory of the coliseum. New video screens were added in the concourse, as well as a new design to the court, reflecting the Hokies' entrance into the ACC. Six years ago, the north and south ambulatories were upgraded to blend with the work done on the east and west ambulatories prior to the 2004-05 season.

Restoration and sealing of the exterior concrete walls and buttresses of Cassell Coliseum took place in 1997. Roof repair was completed in the fall of 1996, with replacement of the roof surface and installation of structural access to the heating and lighting systems as



well as installation of steel beams in the top of the arena.

The men's basketball team was given a gift from Pat and Sandy Cupp of Blacksburg, Va., to renovate the men's basketball locker room, which is now the Bill Foster Basketball Suite, named after one of Tech's most successful men's basketball coaches. Even with the addition of the Hahn Hurst Basketball Practice Center, the Bill Foster Basketball Suite remains the game-day locker room for the Hokies.

Entering the 2012-13 season, the Hokies have won 520 out of 677 games played in Cassell, for a winning percentage of .768.

During the 1994-95 season, Cassell was the site of high excitement as the Hokies hosted two National Invitation Tournament games en route to the championship. The Hokies beat Clemson in a first-round game at the Coliseum, then scored an emotional 64-61 third-round win over New Mexico State, turning the arena into a madhouse. Tech continued its strong home showings in the NIT in 2005, as the Hokies defeated Temple, 60-50, in front of more than 9,100 fans in "The Cassell." The Hokies' three home games in the 2007-08 season's NIT were all sell-outs.

The first basketball game played in the Coliseum was on January 3, 1962, as the Hokies routed Alabama, 91-67. The near-capacity crowd had to sit on the concrete floor to watch the initiation of the new building because the seats had not arrived.

There have been four perfect season records for the Hokies in Cassell: two 10-0 years (1961-62 and 1965-66), an 11-0 campaign (1972-73) and a 14-0 season (1975-76). The Hokies have lost only one game on their home court in 11 other years, including 13-1 records in 1977-78 and 1987-88.

In-state rivals have had little success playing the Hokies in Cassell, winning only 15 of 130 visits. Tech was 1-1 against Commonwealth of Virginia opponents last season and have won 12 of the last 13 home games against in-state opponents.

On September 17, 1977, Virginia Tech officials and friends dedicated the Coliseum in honor of the late Stuart K. Cassell.

Adjacent to Cassell Coliseum is the Jamerson Athletic Center. It was completed in 1982, dedicated in the fall of 1983 and named in honor of J.E. Jamerson and his son, William E. Jamerson, owners of the firm that built the building.

The complex contains administrative and coaching offices, athletic department accounting

and business offices, team and coaches' meeting rooms and the Gordon D. Bowman Memorial Club Room on the top floor for Hokie Club members.

Rising from a former parking lot on the east side of Cassell Coliseum is the \$21 million Hahn Hurst Basketball Practice Center. Completed in August 2009, the men's and women's basketball teams boast one of the finest practice facilities in the nation, and the building only enhances the appeal of Cassell Coliseum.

Prior to the 1988-89 season, a modern, spring-loaded playing floor was installed in the Coliseum. During the fall of 1989, the facility was upgraded with an improved lighting system in the arena.

Construction for the main portion of the Coliseum began in 1961. It was completed in December 1964, at a cost of \$2.7 million. Built by T.C. Brittain and Company of Decatur, Ga., it houses a 9,847-seat basketball arena, locker rooms, an auxiliary gymnasium, offices and other athletic facilities.

Although capacity crowds are a frequent occurrence in Cassell Coliseum, the largest crowd ever recorded was an overflow of 11,500 for Purdue on December 3, 1966.

COMPETING IN AMERICA'S TOP CONFERENCE

On July 1, 2004, Virginia Tech joined the Atlantic Coast Conference and more than 50 years of dreams came true as the Hokies assumed their rightful place in the ACC. Since joining the ACC, Virginia Tech has quickly become a force in the league.

Game night in "The Cassell" has been elevated to must-see entertainment as fan support and excitement has been overwhelming, making Cassell Coliseum one of the league's best home courts and most feared environments. ACC games are not just games, but events that unify the entire "Hokie Nation."


Over the last six seasons, the Hokies have defeated No. 1 ranked Duke and North Carolina, defending Big Ten Champion Iowa, arch-rival Virginia three times and nationally ranked Maryland twice inside one of the nation's top arenas, Cassell Coliseum. Add to that victories at No. 12 Clemson, No. 5 Duke, No. 4 North Carolina and No. 1 Wake Forest and the Hokies have become a team to contend with.

And the ACC keeps getting stronger. In September 2011, the league announced that perennial powers Syracuse and Pittsburgh will be joining the ACC and in September 2012, Notre Dame was added to an already stacked basketball league.

Deron Washington



Coleman Collins



Erick Green



Jeff Allen



Zabian Dowdell



Malcolm Delaney



A.D. Vassallo



Jamon Gordon

Multiple Tech players have won conference honors since Virginia Tech joined the ACC in 2004. See page 96 for all of Tech's conference honorees.

hokies IN THE community ///




A major focus of James Johnson's philosophy and vision for the Virginia Tech men's basketball team is an increased presence in the campus, town, New River Valley and state communities. He plans to have his Hokies involved in a wide-range of events and causes that are important to the Hokie Nation.

Hokie fans should expect to see basketball players involved in schools and youth groups, participating in charitable ventures and giving back to the community that has given so much to them.

Another major focus with this team will be supporting groups on the Virginia Tech campus, whether it is participating in pep rallies, lending a hand to fellow students in need or cheering on other teams in their events.


Tech strives to produce well-rounded individuals and involvement in the community is just one phase of that development that is important to the Hokies.







tech's athletic complex ///

ONE OF THE NATION'S BEST





HOKIES



WORK HARD.

PLAY HARD.

2012-2013 OUTLOOK



HAVE FUN.

virginia tech rosters

2012-2013

alphabetical

No.	Name	Pos.	Ht.	Wt.	Cl.	Hometown	High School/Other
42	C.J. Barksdale	F	6-8	232	So.	Danville, Va.	George Washington/Hargrave M.A.
22	Christian Beyer	F	6-7	200	So.	New Bern, N.C.	New Bern
1	Robert Brown	G	6-5	190	So.	Clermont, Fla.	East Ridge/Hargrave Military Academy
31	Jarell Eddie	F	6-7	218	Jr.	Charlotte, N.C.	The Cannon School
11	Erick Green	G	6-3	185	Sr.	Winchester, Va.	Paul VI
25	Will Johnston	G	6-3	190	So.	Midlothian, Va.	Midlothian
5	Marcus Patrick	G	5-9	165	Fr.	Rustburg, Va.	Rustburg
24	Joey Racer	G	6-1	185	Sr.	Berryville, Va.	Clarke County
4	Cadarian Raines	F	6-9	238	r-Jr.	Petersburg, Va.	Petersburg
10	Marquis Rankin	G	6-1	170	So.	Charlotte, N.C.	Vance/Hargrave Military Academy
3	Adam Smith	G	6-1	170	So.	Jonesboro, Ga.	Fayette County
2	Joey van Zegeren	F	6-10	225	r-Fr.	Hoogeveen, The Netherlands	Canarias Basketball Academy
33	Marshall Wood	F	6-8	210	Fr.	Rustburg, Va.	Rustburg

numerical

No.	Name	Pos.	Ht.	Wt.	Cl.	Hometown	High School/Other
1	Robert Brown	G	6-5	190	So.	Clermont, Fla.	East Ridge/Hargrave Military Academy
2	Joey van Zegeren	F	6-10	225	r-Fr.	Hoogeveen, The Netherlands	Canarias Basketball Academy
3	Adam Smith	G	6-1	170	So.	Jonesboro, Ga.	Fayette County
4	Cadarian Raines	F	6-9	238	r-Jr.	Petersburg, Va.	Petersburg
5	Marcus Patrick	G	5-9	165	Fr.	Rustburg, Va.	Rustburg
10	Marquis Rankin	G	6-1	170	So.	Charlotte, N.C.	Vance/Hargrave Military Academy
11	Erick Green	G	6-3	185	Sr.	Winchester, Va.	Paul VI
22	Christian Beyer	F	6-7	200	So.	New Bern, N.C.	New Bern
24	Joey Racer	G	6-1	185	Sr.	Berryville, Va.	Clarke County
25	Will Johnston	G	6-3	190	So.	Midlothian, Va.	Midlothian
31	Jarell Eddie	F	6-7	218	Jr.	Charlotte, N.C.	The Cannon School
33	Marshall Wood	F	6-8	210	Fr.	Rustburg, Va.	Rustburg
42	C.J. Barksdale	F	6-8	232	So.	Danville, Va.	George Washington/Hargrave M.A.

coaching staff

Head Coach: James Johnson (Ferrum, 1993)
Assistant Coach: Kurt Kanaskie (La Salle, 1980)
Assistant Coach: Mark Byington (UNC Wilmington, 1998)
Assistant Coach: Ramon Williams (VMI, 1990)
Director of Basketball Operations: Andy Moore (Muskingham, 1992)
Director of Strength & Conditioning, Basketball Programs:
 David Jackson (Virginia Tech, 1997)
Video Coordinator: Winston Curry (Mars Hill, 2010)

pronunciation guide

CASELL Coliseum..... Castle
 CADARIAN Raines..... suh-DARE-ee-un
 Christian BEYER..... BYE-ur
 JARELL Eddie ju-RELL
 Joey van ZEGEREN..... van ZEG-grin
 Kurt KANASKIE kuh-NAS-key
 Mark BYINGTON BYE-ee-ton
 MARQUIS Rankin..... mar-KEES
 RAMON Williams RAY-mon

TV/RADIO PHOTO ROSTER



1 **Robert Brown**
G • 6-5 • 190 • So.



2 **Joey van Zegeren**
F • 6-10 • 225 • r-Fr.



3 **Adam Smith**
G • 6-1 • 170 • So.



4 **Cadarian Raines**
F • 6-9 • 238 • r-Jr.



5 **Marcus Patrick**
G • 5-9 • 165 • Fr.



10 **Marquis Rankin**
G • 6-1 • 170 • So.



11 **Erick Green**
G • 6-3 • 185 • Sr.



22 **Christian Beyer**
F • 6-7 • 200 • So.



24 **Joey Racer**
G • 6-1 • 185 • Sr.



25 **Will Johnston**
G • 6-3 • 190 • So.



31 **Jarell Eddie**
F • 6-7 • 218 • Jr.



33 **Marshall Wood**
F • 6-8 • 210 • Fr.



42 **C.J. Barksdale**
F • 6-8 • 232 • So.

COACHES AND STAFF



James Johnson
Head Coach



Kurt Kanaskie
Assistant Coach



Mark Byington
Assistant Coach



Ramon Williams
Assistant Coach



Andy Moore
Director of Men's
Basketball Operations



David Jackson
Director of Strength &
Conditioning for Basketball



David Dietter
'Athletic Trainer for
Men's Basketball



Winston Curry
Video Coordinator

New men's basketball coach James Johnson ready to lead a Tech squad long on experience, but short on depth.



Robert Brown

By **JIMMY ROBERTSON**

Strong winds blew through Blacksburg several months ago, and no, we're not referring to anything remotely resembling the derecho.

Instead, the winds of change blasted through the Virginia Tech men's basketball program, as Tech AD Jim Weaver relieved head coach Seth Greenberg of his duties in late April, and a week later, hired James Johnson as the new head coach. Johnson, who had been a Greenberg assistant for five years, had left Tech just weeks earlier for an assistant's gig at Clemson.

Johnson, a popular hire among those in the Tech athletics department, steps into the head role for the first time after a long career as an assistant coach. The Powhatan, Va., native, who played at Ferrum College, cut his teeth as an assistant at basketball outposts such as his alma mater, Longwood, Old Dominion, Elon, College of Charleston, Penn State and George Mason. He worked with former George Mason and current Miami coach Jim Larranaga at George Mason and former Penn State and current Navy coach Ed DeChellis at Penn State.

Despite his lack of head coaching experience, Johnson possesses a familiarity with the Tech program, and that certainly worked in his favor toward getting the Tech job. Now, he takes over a squad that is long on experience and short on depth. But that certainly doesn't dampen his enthusiasm.

"I'm excited about the upcoming season, and about the opportunity I have," Johnson said. "I'm excited to represent this university as the head coach and to lead these young men. I'm looking forward to watching the growth of this team under a new direction. We have a new philosophy and new things that we're trying to do and new players in different roles. So I'm excited."

Despite the lack of depth – Tech has just nine scholarship players on the roster – the Hokies' experience should make for a smoother transition for Johnson. Tech returns six players who played at least 24 games a year ago, and the Hokies return 81 starts from last season. Granted, the Hokies lost Dorian Finney-Smith, who transferred to Florida, and his 30 starts, 6.3 points and seven rebounds per game. But they should be able to make up for that loss.

Tech's best chance for success probably hinges on the continued stellar play of guard Erick Green. The senior from Winchester, Va., earned second-team All-ACC honors a year ago after averaging 15.6 points, 3.3 rebounds and 2.8 assists per game. He's one of the ACC's top three returning scorers.

Green possesses the versatility to play both guard positions. He led the Hokies with 88 assists, but Tech may be better off with Green at the shooting guard spot, paired with Marquis Rankin, who played in 24 games last season as a freshman, starting six of them. Rankin plays good defense and pushes the ball up the court quickly, and Johnson wants to see the Hokies get more easy baskets.

Also, Robert Brown figures into the mix in the backcourt. Brown, a 6-foot-5 sophomore from Florida, played in all 33 games last season and showed his potential with a strong, 16-point performance against Duke in the ACC tournament. Brown possesses the versatility to play either shooting guard or small forward.

Senior Joey Racer, a walk-on last year who was invited back for another season and placed on scholarship, returns, and he, along with walk-ons Will Johnston, a sophomore, and Marcus Patrick, a freshman, round out the backcourt.

"With having Erick Green, I feel real, real comfortable there," Johnson said about his backcourt. "We've got to keep him healthy, keep him out of foul trouble and not wear him down.

"Robert Brown, in his last game out, had 16 points and eight rebounds in 22 minutes against one of the better defensive teams in the league in Duke. Then Marquis Rankin played a lot last year as a freshman. He's a

good on-ball defender and he's fast. He knows how to push the ball in transition and play the way we want to play. But we're not very deep there."

At small forward, Johnson has some flexibility at his disposal. Jarell Eddie, a 6-7 junior from Charlotte, started 32 games a year ago, but most of those starts came at the power forward spot – not his natural position. He averaged 9.1 points per game and shot 44.3 percent from beyond the 3-point arc.

Johnson plans on keeping Eddie at the small forward spot this season. Eddie feels more comfortable at that spot, and Johnson wants to take advantage of Eddie's shooting ability.

"He looks a lot more confident and comfortable," Johnson said. "He's more of a wing player. That's what he was recruited to play. Out of necessity last year because of our youth, he had to play down low. We flip-flopped him between the perimeter and the post. But this year, he looks comfortable and confident playing at the small forward spot. Even there, he's got things he has to learn and work on to be effective at that position.

"We may look to play Robert Brown down [at small forward] and play three guards. We may play Marquis some with Erick and Robert. But right now, that is Jarell Eddie's spot. We could play Robert as a swing guard, if we need to go that route."

Johnson doesn't have nearly as much flexibility when it comes to post players. Cadarian Raines returns after filling in nicely when Victor Davila went down with a groin injury. Raines started the final eight games of last season and averaged better than 10 points per game in that span. The 6-9 redshirt junior is the Hokies' biggest player and best post player. He needs to have a big year.

Johnson hopes someone steps forward at the other post position. C.J. Barksdale, a 6-8 sophomore, returns after playing in 32 games a year ago. He only averaged 2.7 points and 2.7 rebounds a game, but he showed flashes, particularly in an eight-point performance against Georgia Tech. Also, freshman Marshall Wood, a 6-8 forward from Rustburg, Va., comes in with the reputation of being a shooter and will be battling Barksdale for playing time at the power forward spot. He averaged 24.1 points and 12 rebounds per game his senior season at Rustburg High.

Another option is Joey van Zegeren, who, at 6-10, ranks as the tallest Hokie. He played in three games a year ago as a freshman before a head injury sidelined him. He needs to play more physically in the post, but he shows some skills, particularly as a face-up shooter out to 15 feet.

Walk-on Christian Beyer, a 6-7 sophomore from New Bern, N.C., rounds out the post contingent for Tech.

"With Cadarian and what he showed last year after Victor Davila got hurt, we feel very comfortable with him," Johnson said. "He's healthy, and he's looking good right now. We expect him to step it up in rebounding.

"C.J. Barksdale and Marshall Wood are going



Marquis Rankin

to be battling for that 4 position. Then, we have big Joey, who has shown a lot of improvement and gives us a shot blocker inside. He gives us some size in there to go with Raines."

The lack of depth will impact Johnson's coaching philosophy, at least for this first season. He would like to extend his defense and trap more, but hates to run the risk of getting guys into foul trouble or wearing them out toward the end of the season. He still wants the Hokies to get out more in transition and get easier baskets. He also plans on placing a lot of emphasis on man-to-man defense because that was his strongest attribute as a player.

Tech certainly needs to score more, shoot better and play better defense. In conference games, the Hokies failed to average 60 points per game and shot less than 40 percent from the floor. In contrast, their opponents shot nearly 45 percent.

Hence, the reasons why Tech lost five games by two points or less and finished with a 16-17 record.

"It was something different, really, every

game," Johnson said of the close losses. "Whether it be free throws or a rebound here or a rebound there, or whether it was a missed shot ... we were up one with 40 seconds to go down at Duke and we turned the ball over. It was a lot of different things.

"I think execution and starting out at the beginning of the game making plays are very important. Even though it comes down to the last couple of possessions, it's really not. It has something to do with the game as a whole. If you're up six and you have the ball and you have a chance to extend the lead to eight or nine, you've got to do that, as opposed to letting them get the momentum and coming back."

The Hokies weren't far off a year ago. A little better execution, one more stop or one more rebound, and they would have been in the postseason discussion. With most of the squad returning for this season, they could be in the hunt yet again.

The likable Johnson could be in worse situations. For sure, he's grateful to be in this one.

HOKIES



WORK HARD.

PLAY HARD.

MEET THE COACHES



HAVE FUN.

james johnson // //

HEAD MEN'S BASKETBALL COACH

James Johnson begins his first season as Virginia Tech's head men's basketball coach. Director of Athletics Jim Weaver named Johnson to the position on May 1, 2012.

No stranger to Hokie Nation, Johnson spent the last five seasons on the men's basketball staff at Virginia Tech. He was an assistant coach from 2007-2011, before being promoted to associate head coach prior to last season. He had accepted an assistant coaches' position at Clemson on April 13 of this year, but returns to Blacksburg to take over the reins of the men's basketball program.

"I am very pleased to welcome James Johnson as the new head men's basketball coach at Virginia Tech," Weaver said at the time of Johnson's hiring. "He is an individual with 19 years of coaching experience, who has spent the last five years here at Virginia Tech. He knows and has recruited most of our current players. We believe that he is the right person at this moment in time."

Johnson joined the Hokies following two seasons as an assistant at George Mason. While at Mason, he focused on organizing the team's defensive efforts in practice and games. The Patriots were a combined 45-23 in his two seasons and advanced to the 2006 NCAA Final Four. Before GMU, Johnson spent two seasons as an assistant coach at Penn State. He was the recruitment coordinator for the Nittany Lions. Prior to Penn

State, Johnson had a one-year stint as an assistant at the College of Charleston and he spent two years as an assistant at Elon.

"Virginia Tech and Hokie Nation have a special place in my heart and I am blessed and excited for the opportunity to become the head basketball coach," Johnson said. "I look forward to working with a great group of young men and moving forward with this program."

Johnson, a native of Powhatan, Va., was a four-year player

and three-year starter at Ferrum College. A three-time Defensive Player of the Year, he helped guide his team to two conference championships and a berth in the NCAA Division III Tournament. He was also voted his team's Most Valuable Player in 1993. In 2001, Johnson was selected as one of the Top 10 players in Ferrum basketball history. In September of 2009, Johnson was elected into the Ferrum College Athletic Hall of Fame.

After graduating from Ferrum with a bachelor of science in psychology in 1993, he immediately stepped into the coaching ranks at his alma mater and served as an assistant for two seasons. Johnson helped guide the Panthers to a regular-season conference title.

In 1995, Johnson moved on to Longwood College as an assistant and then spent one year at Hargrave Military Academy, where he worked with the post-graduate team. In 1997, he began a three-year run as an assistant at Old Dominion. Johnson is a member of the Black Coaches Association (BCA) and the National Association of Basketball Coaches (NABC). In March 2001, Rivals.com named Johnson one of the Top 20 Assistant Coaches at Mid-Major Division I Schools. He was a squad leader in the Army National Guard from 1989-91.



the johnson file

Full name: James Lewis Johnson

Date of birth: July 20, 1971

Hometown: Powhatan, Va.

High School: Powhatan High School

College: Ferrum '93

EXPERIENCE

Head Coach: Virginia Tech – 2012

Associate Head Coach: Virginia Tech – 2011-2012

Assistant Coach:

Virginia Tech – 2007-2011

George Mason – 2005-07

Penn State – 2003-05

College of Charleston – 2003-03

Elon – 2000-02

Old Dominion – 1997-2000

Hargrave Military Academy –

1996-97

Longwood – 1995-96

Ferrum – 1993-95

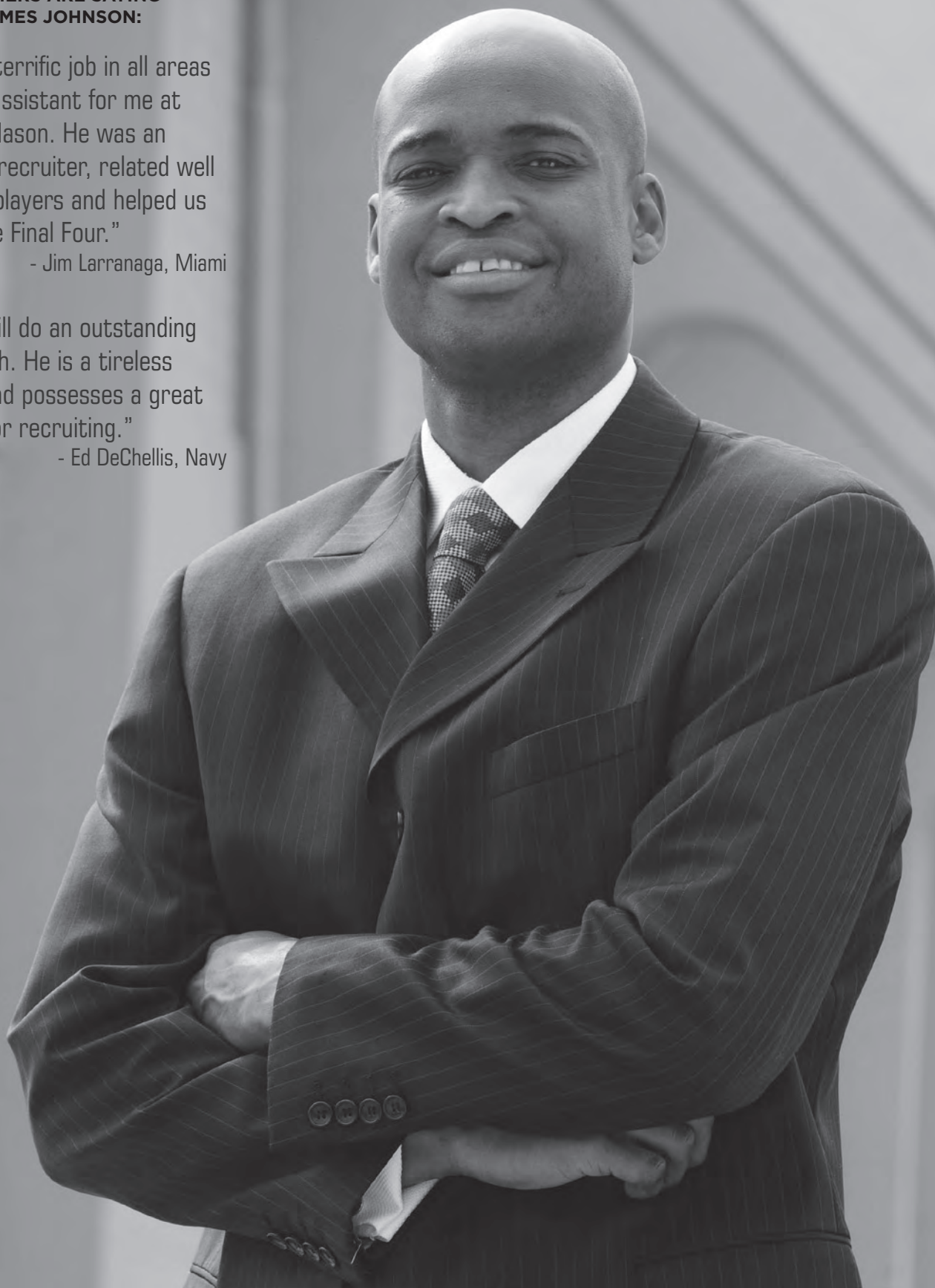
**WHAT OTHERS ARE SAYING
ABOUT JAMES JOHNSON:**

“JJ did a terrific job in all areas while an assistant for me at George Mason. He was an excellent recruiter, related well with our players and helped us get to the Final Four.”

- Jim Larranaga, Miami

“James will do an outstanding job at Tech. He is a tireless worker and possesses a great passion for recruiting.”

- Ed DeChellis, Navy





ASSISTANT MEN'S BASKETBALL COACH

Kurt Kanaskie is in his first season as an assistant coach in the Virginia Tech men's basketball program.

Kanaskie comes to Virginia Tech after spending one season at Navy as associate head coach and eight seasons at Penn State, including two years as associate head coach. He was on the staff at Penn State with Johnson from 2003-2005. While at Penn State, Kanaskie helped the Nittany Lions to a spot in the 2011 NCAA Tournament, a 2009 NIT Championship and a berth in the 2007 NIT.

"Kurt Kanaskie is a veteran coach and has a lot of experience as a head coach and an assistant coach," head coach James Johnson said. "He has contacts all around the country and has already helped us with some of the recruits that we have gotten. He has an ability to connect with the players we have in the program and also to work with the post players. Its already been noticed."

Prior to Penn State, Kanaskie served as the head coach at Drake for seven seasons (1997-03). Before Drake, he was one of the most successful Division II head coaches in Pennsylvania, as he was the head coach at Indiana University of Pennsylvania for eight seasons. In the 1994-95

season, IUP grabbed its first national ranking in school history (No. 5), earned an NCAA Tournament bid for the first time ever and advanced to the Elite Eight. A year later, IUP earned a No. 1 national ranking and advanced to the national semifinals. Kanaskie was twice named PSAC Coach of the Year, earned NABC District Coach of the Year honors twice and was twice named the Basketball Times National Coach of the Year.

Before IUP, Kanaskie served as the head coach at Lock Haven University for three years (1986-88). His LHU team reached the NCAA Tournament a year later and earned the school's first-ever national ranking. He was named PSAC Coach of the Year twice at LHU, giving him a total of four PSAC coaching awards.

The Mechanicsburg, Pa., native began his coaching career as an assistant coach at South Carolina for five seasons. Kanaskie was an All-State basketball player at Cumberland Valley High School and earned his Bachelor of Science degree from La Salle University in 1980 and a Master of Business Administration from South Carolina in 1985. While at La Salle, he earned All-Big Five and All-East Coast Conference honors, was an academic All-American, and left as the



school's ninth all-time leading scorer. The NBA's Golden State Warriors drafted him.

Kanaskie has three children, a daughter, Kristin Kanaskie Grotewold, and sons Kevin and Kyle.

the kanaskie file

Full name: Kurt Michael Kanaskie
Date of birth: April 14, 1958
Hometown: Mechanicsburg, Pa.
High School: Cumberland Valley High School, 1976
College: LaSalle '80
Twitter: @Kkanaskie

EXPERIENCE

Navy

Associate Head Coach (2011-2012)

Penn State

Associate Head Coach (2009-2011)
 Assistant Coach (2003-2009)

Drake

Head Coach (1997-2003)

Indiana University of Pennsylvania

Head Coach (1989-1997)

Lock Haven

Head Coach (1986-89)

South Carolina

Assistant Coach (1981-85)



mark byington ///



@VaTechCoachB

ASSISTANT MEN'S BASKETBALL COACH



Mark Byington begins his first season as an assistant coach with the Virginia Tech men's basketball program.

Byington comes to Virginia Tech from the College of Charleston. During his nine seasons in Charleston, Byington spent six seasons as Bobby Cremins' top assistant and was the interim head coach the final month of the 2011-12 season. He was on the same Cougar staff with Johnson during the 2002-03 season.

"Mark is a very energetic person and a top-notch recruiter," Johnson said. "He has coached some outstanding guards, including Andrew Goudelock, who is playing with the LA Lakers right now. He is working with our guards and it is really showing well with that group. He has an ability to relate to the players and his knowledge of the game is outstanding."

Byington was an assistant coach at Hargrave Military Academy in 2001-02. He served as the director of basketball operations at the University of Virginia during the 2004-05 season and was a graduate student manager at

Virginia for two seasons before that.

A 1998 graduate of UNC Wilmington, Byington earned his bachelor's degree in physical education and was a three-year starter on the men's basketball team earning second-team All-Colonial Athletic Association and All-CAA Defensive Team honors his senior year. A two-time CAA All-Academic selection, Byington scored more than 1,000 points during his career. He earned a master's degree in sport psychology from UVA in December of 2003.

Byington was a high school basketball standout at Salem High School. He was named Player of the Year in the state of Virginia as a high school senior, leading Salem to the state championship. He also earned honorable mention All-America recognition and was a two-time first-team All-State selection. Following his senior season, he was chosen Most Valuable Player of the Virginia High School League All-Star Game.

Mark and his wife, Christy, have a son, Chase.



the byington file

Full name: Mark David Byington
Date of birth: April 22, 1976
Hometown: Salem, Va.
High School: Salem High School, 1994
College: UNCW '98
Twitter: @VaTechCoachB

EXPERIENCE

College of Charleston
Interim Head Coach (2012)
Assistant Coach (2005-2012)

Virginia

Director of Basketball Operations (2004-05)

College of Charleston

Assistant Coach (2002-2004)

Hargrave Military Academy

Assistant Coach (2001-02)



ASSISTANT MEN'S BASKETBALL COACH

Ramon Williams begins his first year as an assistant coach at Virginia Tech.

Williams, a native of Roanoke, Va., joined James Johnson's staff after serving three seasons at Ohio University. During his three seasons at Ohio, the Bobcats advanced to the NCAA Tournament in 2010 and 2012. In 2012, Ohio advanced to the Sweet 16 as a No. 13 seed with victories over No. 4 seed Michigan and No. 12 seed South Florida.

"Ramon has been working with our guards and there has been a noticeable change," Johnson said. "He recruited and coached D.J. Cooper, whose name is on the draft boards along with Erick Green. Being a very successful player at VMI and a local guy from Roanoke, his name has brought a lot of notoriety to our program. Plus, he went to the Sweet 16 last year with Ohio."

Williams came to Ohio after a four-year stint at DePaul, where he helped guide the Blue Demons through the rugged BIG EAST Conference, widely regarded as the nation's top league. In Williams' second year on staff, DePaul posted nine BIG EAST wins and defeated three ranked teams en route to making its deepest postseason run in 17 years, a trip to the

quarterfinals of the NIT.

Before DePaul, Williams spent three years as an assistant at Richmond under Jerry Wainwright. The Spiders reached the postseason in two of Williams' three seasons on staff, qualifying for the NIT in 2003 and capturing the program's second-ever at-large bid to the NCAA Tournament in 2004.

A 1990 graduate of VMI with a degree in economics, Williams was a member of the men's basketball staff at his alma mater for nine years as both an assistant and associate head coach before heading to Richmond. Williams was a two-time All-Southern Conference and SoCon All-Tournament Team selection at VMI, and finished his career as the program's third-leading scorer with 1,630 points. He continues to hold VMI program records for three-point field goals in a game and single-season three-point field goal percentage.

Williams and his brother, Damon, who formed one of the most prolific scoring duos in NCAA history, were both inducted into the VMI Sports Hall of Fame in September of 2001. Both are still very active in the Roanoke community. Ramon and his wife, Donnie, are the parents of Jahron Williams and Jackie Walker.



the williams file

Full name: David Ramon Williams
Date of birth: Jan. 24, 1968
Hometown: Roanoke, Va.
High School: William Fleming High School, 1986
College: VMI
Twitter: @rayday2

EXPERIENCE

Ohio
 Assistant Coach (2009-2102)

DePaul
 Assistant Coach (2005-2009)

Richmond
 Assistant Coach (2002-2005)

VMI
 Assistant Coach (1993-2002)



andy moore

DIRECTOR OF MEN'S BASKETBALL OPERATIONS

Andy Moore begins his first season as the Director of Men's Basketball Operations at Virginia Tech. He joined the Tech staff in June of 2012.

Moore comes to Blacksburg following four years at Eastern Michigan University. Moore moved into game operations during the 2011-12 academic year after spending the three previous seasons as a full-time assistant coach at EMU. This was Moore's second stint at EMU, as he served as the director of basketball operations from 2000-02.

"Andy has done a great job in all the things that he does in his position," Johnson said. "Since he's been a full-time coach at Michigan, at the highest level, he's been able to sit back and watch and it gives us another set of eyes from a distance to help out this staff."

Moore spent the 2007-08 season as an assistant basketball coach at Bowling Green State University and the previous five years as an assistant coach at the University of Michigan. While with the Wolverines, he spent four years as an assistant coach and one season as the director of basketball operations. During his tenure in Ann Arbor, the Wolverines registered three 20-win seasons and had an overall record of 98-65 in those five seasons. Michigan won the

postseason National Invitational Tournament (NIT) title in 2004 and advanced to that tournament's championship game in 2006.

Before making the short move to Ann Arbor, Moore spent two years as the director of basketball operations at EMU. His resume also includes four years at California University of Pennsylvania, from 1996 until 2000. After serving as an assistant coach for his first three years, he was promoted to assistant head coach for the 1999-2000 season.

Moore began his coaching career at Mt. Vernon (Ohio) High School, where he was an assistant coach for the varsity boys' team (1992-94). He then moved on to Kenyon (Ohio) College, where he served as an assistant men's basketball coach and head men's golf coach (1994-96).

Moore is a 1992 graduate of Muskingum College, where he was named first-team All-American and Ohio Athletic Conference Player of the Year as a senior in 1991-92. He was a three-time All-Ohio Athletic Conference (OAC) selection and finished his career as the school's all-time scoring leader. Moore was inducted into Muskingum's Athletic Hall of Fame in 1999.

Moore and his wife, Stephanie, have two sons, Graham and Nolan.



the moore file

Full name: Andrew David Moore
Date of birth: Feb. 19, 1970
Hometown: Mount Vernon, Ohio
High School: Mount Vernon High School
College: Muskingum College '92

EXPERIENCE

Virginia Tech

Director of Men's Basketball Operations
(2012)

Eastern Michigan

Game Operations (2011-2012)
Assistant Coach (2008-2011)

Bowling Green

Assistant Coach (2007-2008)

Michigan

Assistant Coach (2003-2007)
Director of Basketball Operations
(2002-2003)

Eastern Michigan

Director of Basketball Operations
(2000-2002)

California University of Pennsylvania

Assistant Head Coach (1999-2000)
Assistant Coach (1996-1999)

Kenyon College

Assistant Coach (1994-1996)

Mt. Vernon (OH) H.S.

Assistant Coach (1992-1994)



support personnel



david jackson

Director of Strength & Conditioning for Basketball Programs

David Jackson begins his sixth season as a strength and conditioning coach at Virginia Tech and is in his fourth season as director of strength and conditioning for basketball programs. His dedication and knowledge of all areas of conditioning has become evident in his tenure in Blacksburg, as the Hokies have continued to improve throughout each season and have shown an increased fitness level in all players.

Three years ago, Jackson took over the reins of a new, 4,000 sq. ft. strength and conditioning center in the Hahn Hurst Basketball Practice Center. Both immediate and long-term benefits have been realized through the new center.

Jackson joined the Hokies following a successful career as a personal trainer in the Southern California area. While in Southern California, he developed personal fitness plans for more than 60 clients to enhance performance and fitness. His list of clients included the children of former hockey great, Wayne Gretzky.

No stranger to the Virginia Tech basketball program, Jackson played for the Hokies from 1994-97 under Bill Foster. His twin brother, Jim, also played for the Hokies. Jackson was a member of the 1995 NIT Championship team and the 1996 team that advanced to the second round of the NCAA Tournament. He played in 83 games for the Hokies, averaging 6.2 points per game.

"David Jackson is one of the best strength and conditioning coaches in the nation," head coach James Johnson said. "He has a pride and a commitment to Virginia Tech. He has a love for the University and wants to help this program to become the best."

Prior to working in the personal fitness industry, Jackson was an assistant basketball coach at Fork Union Military Academy during the 1999-2000 season and a graduate assistant at Virginia Tech from 1997-99.

Jackson is a 1997 graduate of Virginia Tech with a degree in health and physical education and a minor in health education. He earned a master's degree in health education from Virginia Tech in 1999. Jackson's brother, Jim, was a letterman at Virginia Tech from 1992-97. Jackson and his wife, Essie, were married in the summer of 2009.



winston curry

Video Coordinator for Basketball

Winston Curry begins his first season as the video coordinator for basketball.

Curry comes to Virginia Tech from UNC Asheville, where he served as the video coordinator for men's and women's basketball last season. At UNCA, Curry coordinated film exchange, maintained the video library, edited video for scouting purposes and also helped with team administrative duties.

"Winston has a tremendous knowledge of the video equipment and software" head coach James Johnson said. "He has stepped right in and was able to move forward right from the start. He was on a staff at UNC Asheville that went to the NCAA Tournament last year. He brings a winning mentality to us."

Prior to his time in Asheville, Curry served as a volunteer assistant men's basketball coach at Roanoke College, under former Virginia Tech player Page Moir, for the 2010-11 season.

Curry graduated from Mars Hill College in North Carolina in 2010 with a degree in sports management and earned minors in business administration and coaching. He received a master's degree in sport administration from Liberty University in 2011.

During his senior year at Mars Hill, Curry was a student assistant coach at UNCA. In 2008-09 and again this summer, Curry was involved in the Coventry Commonwealth Games of Virginia, an annual multisport event. This past summer, he worked with Recreational Services at Virginia Tech.

A 2006 graduate of Northside High School in Roanoke, Va., Curry was a team captain in basketball, cross country and track & field. He began his collegiate career at Tusculum, where he was the first freshman to receive a first-team all-conference award in track. He transferred to Mars Hill, where he finished his career as a first-team all-conference and all-region selection. He was named team captain at both Tusculum and Mars Hill, while qualifying for nationals as a junior.

eric cross

Equipment Manager for Men's Basketball



Eric Cross begins his 12th season as the equipment manager for the Virginia Tech basketball program. He is responsible for ordering, repairing and storing all equipment used by the men's and women's basketball teams.

A 2001 graduate of Virginia Tech with a degree in political science, Cross earned his master of science degree from Virginia Tech in 2007 in health and physical education and earned his Ph. D. in health and physical education in 2011. As an undergraduate at Tech, Cross was a student manager for the men's basketball team from 1999-2001. He is a member of the Athletic Equipment Managers Association.

"Eric Cross keeps us looking the best. That's a very big part of the system and the overall program; it's very important in recruiting," head coach James Johnson said. "People are looking at us and how we look and the impression we are making on them, its important and Eric makes sure that we are representing the University and Nike in a fine fashion."

Cross is married to Associate Director of Student-Athlete Academic Support Services, Katie Cross, and the couple lives in Christiansburg.

sharon spradlin

Men's Basketball Secretary



Sharon Spradlin, a veteran of the Virginia Tech Athletics Department, is in her 19th season as the basketball secretary and her 25th year in the Tech athletics department.

"Sharon Spradlin keeps everything going. She runs the show," head coach James Johnson said. "She's been great for me, helping this become a smooth transition. She's been great for the assistants in their transition. She knows this University inside and out. On a day-by-day basis, she keeps us all going on the right track. She is a great first impression of this program as people walk through the door."

A native of Blacksburg, Va., Spradlin worked in the Tech sports information department from 1987-93 and began her current position in November 1993.

Spradlin graduated from Blacksburg High School and attended New River Community College. Spradlin and her husband, Stephen, have two children, Stacie and Josh, and six grandchildren, Savannah, Dalton, Lorelei, Grady, Cole and Grace. In her spare time, Spradlin enjoys working in her church, reading and spending time with her family.



Johnny Shelton
Team Chaplain



Beth Noteware
Learning Specialist

david dietter

Athletic Trainer for Men's Basketball



David Dieter begins his third season working with the men's basketball team and is in his sixth season as an assistant athletics trainer at Virginia Tech.

Prior to working with the basketball team, Dieter worked with the football team at Tech. During that time, he also served as head athletic trainer at Eastern Montgomery High School in nearby Eliiston, Virginia.

"In the past, David Dieter's job has been tough with some of the things that have happened in the program," head coach James Johnson said. "His commitment to the program, how hard he works and how much he cares about the players really goes a long way."

He had served as a graduate assistant trainer at Tech from 2004-06 and had also been a seasonal intern with the Tampa Bay Buccaneers in 2006.

A 2004 graduate of the University of Connecticut, Dieter earned his master's degree from Virginia Tech in 2005 in Health Promotions. As an undergraduate, he worked in the training rooms at both Connecticut and Eastern Connecticut State University and was a student intern with the New Orleans Saints.

Dieter also has completed research with the Riddell HIT System and worked in sales with EMPI and OrthoProsExpress. He married the former Jessica Jackson in May 2012.

katie cross

Associate Director of Student-Athlete Academic Support



Katie Cross is in her 14th year in the Student-Athlete Academic Support Services office and is in her fifth year as associate director. She had previously served as an assistant director at her alma mater since joining the staff in October 1999.


She serves as the academic coordinator for the men's and women's basketball programs, as well as the volleyball program. In addition, she also serves as the coordinator for the student-athlete computer lab and technical liaison for the office.

"Katie's commitment to these guys and the pride and the passion that she takes in what she does is very much appreciated by me and the guys know that she cares," head coach James Johnson said. "Being a graduate of Virginia Tech and a former student-athlete here, she has pride in this University."

Cross came to Tech from the University of Florida where she served as an intern in the Office of Student Life. She earned her master's in athletic administration from Ohio University in 1998 and received her bachelor of arts degree in communication studies and political science from Virginia Tech in 1997. As a student-athlete at Virginia Tech, Ammons was a member of the Hokies' swim team.

Cross is married to assistant equipment manager Eric Cross, who also works with the basketball program. The couple lives in Christiansburg.

HOKIES



WORK HARD.

PLAY HARD.



**MEET
THE
HOKIES**

HAVE FUN.


11 erick green

G • 6-3 • 185 • Sr. • Winchester, VA • Paul VI

The Hokies' starter at point guard ... Is the true leader of this team, on and off the court ... One of the top returning players in the ACC ... Has a great feel for the game ... Has become a terrific defender ... Plays with great poise and confidence ... Had a breakout season his sophomore year and carried it over into his junior season when he earned second-team All-ACC honors.

2011-12: Played in 31 games of the team's 33 games, making 30 starts ... Averaged a team-leading 15.6 points per game and also led the team with 88 assists and 41 steals ... Scored in double figures in 30 of the 31 games he played ... Finished seventh in the ACC in scoring and steals per game (1.7 spg) and also tied for eighth in assists per game (2.8 apg) ... Averaged 34.5 minutes per game, tied for second in the ACC ... Missed season opener due to an Achilles strain ... Scored 11 points and had five assists in 2011-12 debut ... Scored 12 points against FIU ... Tallied 14 points and grabbed five rebounds against No. 5 Syracuse ... Tallied 18 points against Oklahoma State ... Went 7-of-8 from the line en route to a 19-point performance against St. Bonaventure ... Set a new career high with 25 points at Minnesota ... Put up 14 points while grabbing a career-best seven boards versus Kansas State ... Dropped in 24 points off the bench at Rhode Island ... Went 6-for-6 from the free throw line leading to a 12-point and six assists effort against Campbell ... Matched his career high with eight assists, while also adding 12 points against North Florida ... Dropped 16 points and brought down seven rebounds at Oklahoma State ... Led the team with 19 points, seven boards and six assists in the ACC opener at Wake Forest ... Went 10-for-10 from the line en-route to a 21-point performance against Florida State ... Missed game at Boston College due to a knee injury ... Led the team with 17 points, while adding five assists against No. 8 North Carolina ... Paced the squad with 15 points at No. 15 Virginia ... Scored 11 points and added four assists against BYU ... Led the squad with 18 points, also handing out four assists at Maryland ... Dropped 17 points and matched a career high with seven rebounds against No. 7 Duke ... Scored 10 points against Clemson ... Led the team with 17 points versus Miami ... Scored 10 points in the win over Boston College ... Paced the squad with 18 points and four steals at No. 20 Florida State ... Continued double-figures scoring streak with 14 points, also adding four assists against Georgia Tech ... Led the way with 19 points against No. 25 Virginia ... Helped pace the offense with 16 points at No. 5 Duke ... Broke his 30-game double-digit scoring streak with eight points at Clemson ... Scored 12 points and dished out five assists in the regular-season finale against NC State ... Scored 24 points and went a perfect 8-for-8 from the free-throw line in the win over Clemson in the ACC Tournament ... Scored 16 points against Duke in the second round of the ACC Tournament.

2010-11: Appeared in 32 games as a sophomore, making 26 starts ... Averaged 11.6 points per games with a team-leading 56 steals and was second with 86 assists ... Finished third in the ACC in steals (1.8) and assist/turnover ratio (2.3) and ninth in free throw percentage (.777) ... Scored in double digits for the first time this season at UNC-Greensboro, notching 10 points, and led



the team in steals with a career-high five ... Notched two points and a steal in two minutes of play against Cal. State Northridge, before suffering a calf injury that cost him the next two games ... Made his first start of the season against Penn State, replacing an injured Dorenzo Hudson ... Tied his career high with 15 points in the game, going six-for-11 in the field including two-of-five beyond the arc, matching or exceeding his career highs in field goals made and attempted and three-pointers made and attempted, while chipping in a career-high four rebounds and two assists ... Scored in the double digits for the second straight game against Mississippi State, notching a career-high six assists with three steals... Made his third consecutive start against St. Bonaventure, tying career highs with 15 points and five steals... Scored in double figures for the fourth straight game, recording 12 points, three steals and three assists against USC Upstate ... Led the team with a career-high 17 points against Mount St. Mary's, making six-of-seven from the field while adding four assists ... Made eight-of-eight free throws against Florida State, adding a team-leading four steals... Notched an ACC career-high five assists against Wake Forest, scoring 10 points... Led all scorers with a career-high 24 points at Maryland, going 12-for-16 in the field while adding four steals... Notched his 10th straight game with double-digit points, scoring 14 against Longwood while adding five assists... Named ACC Player of the Week and Virginia Tech Athlete of the Week on Jan. 24 for his performances against Maryland and Longwood ... Recorded 15 points and a career-high-tying six assists against Miami ... Notched 13 points with a career-high four rebounds and two blocks at NC State ... Bounced back with 15 points against Georgia Tech, including a career-high three-of-three from the three-point arc, while adding a career-high-tying six assists... Scored at least 20 points for the second time in his career, once again against Maryland, going seven-for-15 from the field with five assists ... Recorded 12 points in the next three games: at Virginia, at Wake Forest and versus No. 1 Duke ... Led both teams with 21 points against Boston College, adding a career-high-tying four rebounds ... Notched 11 points and three steals against Georgia Tech in the ACC Tournament ... Scored 17 points

against Duke in the ACC Tournament Semifinals ... Dished out a career-high eight assists to go with 11 points and three rebounds against Bethune-Cookman in the NIT ... Scored 17 points against Wichita State in the NIT second round.

2009-10: Appeared in all 34 games, starting once ... Scored his first career points with a three-point basket against Brown ... Added seven points, including two three-pointers, two assists and a steal in the victory over Campbell ... Scored 10 points in 20 minutes of action in the win over UMBC ... Also dished out three assists ... Had his best game of the season to date with career-highs of 15 points and four assists in the win over Longwood after stepping in for the injured Malcolm Delaney ... Played a career-high 32 minutes with his first-career start against Seton Hall in Cancun, Mexico, scoring seven points while manning the point guard position in an overtime win ... Was the game-high scorer against NCCU, finishing with 11 points, including a one-handed dunk, and finishing four-of-five from the field ... Was perfect at the free throw line, finishing a season-best eight-for-eight against Clemson ... Collected a career-high three rebounds and sunk a three-pointer against Virginia.

High School: Played as a senior at Paul VI High School in Fairfax, after lettering three years at Millbrook High School in his hometown of Winchester ... At Paul VI, was the 2009 Division I Independent League Player of the Year and led his team to the state championship ... Averaged 16.8 points per game as a senior ... Named *Washington Post* All-Metro and was named first team All-WCAC ... At Millbrook, led his team to the 2008 VHSL AA State Championship as a junior ... Was an EA Sports All-American as a senior, when he also earned Group AA Player of the Year, as well as being named the district and region Player of the Year ... As a senior was named *Washington Post* All-Metro and was the AP Player of the Year in Group AA.

Personal: Erick O'Brien Green ... Born May 9, 1991, in Inglewood, Calif. ... Son of Erick and Tamara Green ... Oldest of five children ... Majoring in sociology.

highs

POINTS

Season	25 at Minnesota (11/30/11)
Career	25 at Minnesota (11/30/11)
ACC	24 at Maryland (1/20/10)

MINUTES PLAYED

Season	43 vs Georgia Tech (2/18/12)
Career	43 vs Georgia Tech (2/18/12)
ACC	43 vs Georgia Tech (2/18/12)

FIELD GOALS MADE

Season	10 at Rhode Island (12/7/11)
Career	12 at Maryland (1/20/10)
ACC	12 at Maryland (1/20/10)

FIELD GOAL ATTEMPTS

Season	21 at Maryland (1/28/12)
Career	21 at Maryland (1/28/12)
ACC	21 at Maryland (1/28/12)

3-PT FIELD GOALS MADE

Season	4 vs #5 Syracuse (11/23), at Minn. (11/30)
Career	4 vs #5 Syracuse (11/23), at Minn. (11/30)
ACC	3 vs Georgia Tech (2/13/11)

3-PT FIELD GOAL ATTEMPTS

Season	8 at Minn. (11/30/11), vs UNC (1/19/12)
Career	8 at Minn. (11/30/11), vs UNC (1/19/12)
ACC	6, 3x last vs Duke (3/12/11)

FREE THROWS MADE

Season	10 vs Florida State (1/10/12)
Career	10 vs Florida State (1/10/12)
ACC	10 vs Florida State (1/10/12)

FREE THROW ATTEMPTS

Season	10 vs Florida State (1/10/12)
Career	10 vs Florida State (1/10/12)
ACC	10 vs Florida State (1/10/12)

REBOUNDS

Season	7, 4x, last vs Duke (2/2/12)
Career	7, 4x, last vs Duke (2/2/12)
ACC	7 at WF(1/7), vs Duke (2/2/12)

ASSISTS

Season	8 vs North Florida (12/19/11)
Career	8, Twice, last vs North Florida (12/19/11)
ACC	6, 3x, last at Wake Forest (1/7/12)

BLOCKS

Season	1, 4x, last at Virginia (1/22/12)
Career	2 vs VMI (12/9/09), at NC State (2/2/11)
ACC	2 at NC State (2/2/11)

STEALS

Season	4 at Florida State (2/16/12)
Career	5 vs UNCG (11/21/10), vs SBU (12/23/10)
ACC	4, 4x-last at Florida State (2/16/12)

career statistics

Year	GP-GS	Min-Avg.	FGM-FGA-Pct.	3FG-FGA-Pct.	FTM-FTA-Pct.	Off.-Def.	Reb-Avg.	A-TO	Blk	Stl	TP-Avg.
09-10	34-1	427-12.6	29-99-.293	11-40-.275	19-28-.679	7-24	31-0.9	31-25	7	17	88-2.6
10-11	32-26	988-30.9	132-319-.414	26-105-.248	80-103-.777	19-54	73-2.3	86-38	9	56	370-11.6
11-12	29-28	998-34.4	160-361-.443	39-104-.375	84-105-.800	18-75	93-3.2	82-44	4	40	443-15.3
Career	95-55	2413-25.4	321-779-.412	76-249-.305	183-236-.775	44-153	197-2.1	199-107	20	113	901-9.5

4 cadarian raines

F • 6-9 • 238 • r-Jr. • Petersburg, VA • Petersburg

Returning post player who enjoyed a breakout season in 2011-12 after seeing limited action in his first two seasons with the Hokies because of a pair of foot surgeries ... One of those foot injuries forced him to redshirt the 2010-11 season... Has shown flashes of potential throughout his career, but burst onto the scene toward the end of last season ... A high-energy player who is physically strong and explosive ... Hard to block out and is an excellent runner ... Works extremely hard on his ability to finish around the basket ... A shot blocker who protects the basket well ... A true fan favorite.

2011-12: Appeared in all 33 games, making nine starts ... Averaged 5.9 points and 3.9 rebounds, while shooting 51.6 percent from the floor ... Led the team with 25 blocked shots and added 23 steals as well ... Filled in during Victor Davila's absence (groin injury) and scored in double figures in four of the final eight games of the season ... Averaged 10.1 points and 4.6 rebounds in that span, and shot 54 percent from the floor ... Saw 14 minutes of action in the season opener against East Tennessee State ... Tallied six points and six rebounds against Monmouth ... Scored three points against No. 5 Syracuse ... Brought down a career-high nine rebounds and added a season-best three blocks against Oklahoma State ... Didn't miss a shot as he scored six points and grabbed four rebounds in eight minutes of play against St. Bonaventure ... Matched his then-season best for the third time with six points against Kansas State, also adding five boards ... Scored 12 points, while adding a career-best three steals on defense at Rhode Island ... Scored 10 points and grabbed seven rebounds against Norfolk State ... Tallied five points and three rebounds against Campbell ... Brought down a career-best 11 rebounds while adding three blocks and four points against North Florida ... Was a perfect 4-for-4 from the free-throw line leading to a 10-point, four-rebound performance against Eastern Michigan ... Grabbed four boards and scored four points at Oklahoma State ... Scored four points and brought down four rebounds against Florida State ... Scored seven points at Boston College ... Scored seven points and grabbed seven rebounds against BYU ... Brought down five rebounds and scored four points in first career start at Maryland ... Scored four points against No. 7 Duke ... Scored eight points and grabbed four rebounds against Clemson ... Scored four points and grabbed four rebounds against Boston College ... Brought down six rebounds and added four points at No. 20 Florida State ... Scored a career-high 13 points in the win over Georgia Tech ... Scored six points against No. 25 Virginia ... Helped lead the team with a career-best 16 points at No. 5 Duke ... Scored 12 points and added eight rebounds at Clemson ... Neared his career high with 15 points, also adding five rebounds against NC State ... Scored nine points and added four rebounds in the win over Clemson in the ACC Tournament ... Scored six points and grabbed five rebounds against Duke in the second round of the ACC Tournament.

2010-11: Appeared in four games on the season, but was sidelined for most of the year with a foot injury and ultimately redshirted ... Scored two points with two rebounds and a blocked shot in 21 minutes on the court ... Made his first appearance of the season against Oklahoma State, registering a rebound in eight minutes of play ... Recorded his first blocked shot of the season against UNLV ... Notched his first points of the season against Purdue, going one-for-two from the field and adding an offensive rebound ... Made his final appearance of the season against Mississippi State.

2009-10: Appeared in 21 games as a freshman ... Played in his first game against Georgia after recovering from foot surgery, collecting one rebound ... Scored his first career point against VMI, finishing one-of-two from the free throw line, and added a defensive rebound ... Recorded career-highs





with eight rebounds and five blocked shots in the Hokies' win over UMBC, while adding four points ... Scored six points and collected three rebounds and two blocks in the win over Longwood ... Totaled a career-high seven points against Seton Hall in Cancun, Mexico ... Grabbed a rebound and a block in 11 minutes of play in the Hokies' ACC opener at No. 9 North Carolina ... Tied a season-high with seven points, finishing three-of-four from the field, and added four rebounds and two blocks against NCCU ... Scored first career ACC points at home against North Carolina ... Grabbed three rebounds and added a block and assist against Clemson ... Recorded three defensive rebounds and added a block and an assist at NC State ... Played a career-high 20 minutes against No. 23 Wake Forest, collecting two points, four rebounds and a block for the fourth-straight game ... Played 10 minutes against Duke and Boston College ... Scored four points on two dunks in just five minutes of play against Quinnipiac in the first round of the NIT, also adding a rebound.

High School: Four-year letterwinner at Petersburg High School in Petersburg, Va., where he was coached by Bill Lawson, III ... The Crimson Wave finished the season 30-1 and was 14-0 in district action ... Petersburg lost in the state semifinals to eventual champion, King's Fork H.S. ... Averaged 15.6 points and 9.8 rebounds per game as a senior ... Also averaged 3.8 blocked shots per game and 1.6 assists per game ... MVP of the Fort Lee Tournament ... First-team All-State and first team All-Metro as a senior ... District and region Player of the Year as a senior ... Played in the 2009 Capital Classic All-Star game ... Honorable mention All-State as a junior ... Also played volleyball in high school and was first team All-Central Region.

Personal: Cadarian Marcellus Raines ... Born Oct. 12, 1990, in Petersburg, Va. ... Son of Christina Raines, Paul Pritchett and Mendell Harris ... Has one younger brother, Cedrick Pritchett and a younger sister, Omayya Harris ... Majoring in sociology.

highs

POINTS

Season	16 at Duke (2/25/12)
Career	16 at Duke (2/25/12)
ACC	16 at Duke (2/25/12)

MINUTES PLAYED

Season	39 at Duke (2/25/12)
Career	39 at Duke (2/25/12)
ACC	39 at Duke (2/25/12)

FIELD GOALS MADE

Season	7 at Duke (2/25/12)
Career	7 at Duke (2/25/12)
ACC	7 at Duke (2/25/12)

FIELD GOAL ATTEMPTS

Season	12 at Clemson (3/1/12)
Career	12 at Clemson (3/1/12)
ACC	12 at Clemson (3/1/12)

3-PT FIELD GOALS MADE

Season	N/A
Career	N/A
ACC	N/A

3-PT FIELD GOAL ATTEMPTS

Season	N/A
Career	N/A
ACC	N/A

FREE THROWS MADE

Season	5 vs Georgia Tech (2/18/12)
Career	5 vs Georgia Tech (2/18/12)
ACC	5 vs Georgia Tech (2/18/12)

FREE THROW ATTEMPTS

Season	8 vs Georgia Tech (2/18/12)
Career	8 vs Georgia Tech (2/18/12)
ACC	8 vs Georgia Tech (2/18/12)

REBOUNDS

Season	11 vs North Florida (12/19/11)
Career	11 vs North Florida (12/19/11)
ACC	8 at Clemson (3/1/12)

ASSISTS

Season	2, 3x last vs Georgia Tech (2/18/12)
Career	2, 3x last vs Georgia Tech (2/18/12)
ACC	2 vs Georgia Tech (2/18/12)

BLOCKS

Season	3 vs OSU (11/25), vs N. Florida (12/19)
Career	5 vs UMBC (12/22/09)
ACC	2 at Duke (2/25/12)

STEALS

Season	3 at Rhode Island (12/7/11)
Career	3 at Rhode Island (12/7/11)
ACC	2 vs GT (2/18), vs NC St. (3/4/12)

career statistics

Year	GP-GS	Min-Avg.	FGM-FGA-Pct.	3FG-FGA-Pct.	FTM-FTA-Pct.	Off.-Def.	Reb-Avg.	A-TO	Blk	Stl	TP-Avg.
09-10	21-0	165-7.9	12-34-.353	0-0-.000	7-14-.500	20-17	37-1.8	3-6	16	4	31-1.5
10-11	4-0	21-5.3	1-4-.250	0-0-.000	0-0-.000	1-1	2-0.5	0-0	1	0	2-0.5
11-12	31-7	560-18.1	78-149-.523	0-0-.000	24-48-.500	57-64	121-3.9	13-24	24	22	180-5.8
Career	56-7	746-13.3	91-187-.487	0-0-.000	31-62-.500	78-82	160-2.9	16-30	41	26	213-3.8

31 jarell eddie ///

F • 6-7 • 218 • Jr. • Charlotte, NC • The Cannon School

Talented player who saw significant playing time at a number of positions for the Hokies this past season ... Though undersized, he played a lot at power forward and held his own against much bigger and stronger players ... Long, athletic player who can score from the wing ... Excellent jump shooter with outstanding range ... Has good size and can play inside and outside ... Should become even more of a team leader and a scorer this season.


2011-12: Appeared in all 33 games, starting 32 of those ... Ranked third on the team in scoring at 9.1 points per game and led the team in scoring on four occasions ... Led the team in 3-pointers made (54), 3-point percentage (44.3) and free-throw percentage (86.8) ... Finished third on the team with 46 assists ... Scored eight points in first career start against East Tennessee State ... Didn't miss a shot as he dropped 13 points and went 3-for-3 from three-point range against Monmouth ... Grabbed five rebounds and also had two assists against FIU ... Tallied 17 points and dished out a career-best five assists against No. 5 Syracuse ... Brought down seven boards against Oklahoma State ... Scored 11 points and grabbed four boards against St. Bonaventure ... Brought down five rebounds against Kansas State ... Missed just one shot and went 3-for-3 from 3-point range, while adding six boards at Rhode Island ... Scored a career-high 24 points, while also adding seven rebounds against Norfolk State ... Put up 11 points and eight rebounds against Campbell ... Tallied eight points and four rebounds against North Florida ... Brought down seven boards and scored six points against Eastern Michigan ... Scored nine points and grabbed seven boards at Oklahoma State ... Scored 12 points in the ACC opener at Wake Forest ... Scored eight points against Florida State ... Went for eight points and four rebounds at Boston College ... Went for 15 points and six rebounds against No. 8 North Carolina ... Grabbed 10 boards, while adding eight points at No. 15 Virginia ... Earned first career double-double as he set a new career high for the second straight game with 14 rebounds, while also adding 12 points and five assists against BYU ... Scored 11 points, six of which came from the free throw line, at Maryland ... Scored six points and grabbed three rebounds against No. 7 Duke ... Went for 15 points and six boards against Clemson ... Grabbed seven rebounds and added six points at Miami ... Scored 11 points and grabbed seven rebounds at No. 20


Florida State ... Went 6-for-6 from the free-throw line en route to a 12-point, four-assist performance in the win over Georgia Tech ... Grabbed nine rebounds at No. 5 Duke ... Led the team with 15 points at Clemson.

2010-11: Appeared in 27 games as a freshman ... Averaged 2.9 points and 2.2 rebounds in 10.9 minutes per game ... Totaled 79 points, 59 rebounds, 13 assists, nine blocks and four steals in 295 minutes ... Made his first collegiate appearance against Campbell, scoring six points and adding three rebounds and two assists ... Played 29 minutes at No. 3 Kansas State, earning eight points and a team-high seven rebounds and three steals ... Scored six points with an assist and a block against Cal. State Northridge ... Grabbed five boards and added an assist against Oklahoma State ... Recorded his first career steal against Mississippi State ... Scored five points against St. Bonaventure, hitting his second career 3-pointer and adding two rebounds and an assist ... Went 6-for-6 at the line, scoring a total of eight points with four rebounds and a steal against Mount St. Mary's ... Scored his first career points in ACC play at North Carolina, going 2-for-5 from the field and adding a rebound ... Scored in double digits for the first time against Wake Forest, notching 12 points, five rebounds, two assists and a steal ... Notched his first block in ACC play at Boston College ... Was a rebound shy of his first career double-double at Wake Forest, recording a team-leading and career-high 17 points and nine rebounds, going 6-for-6 from the field and draining 3-of-3 3-pointers ... Missed the postseason due to a violation of team rules.

High School: Five-year letter winner at the Cannon School for Coach Ron Johnson ... Scored 2,600 points in his high school career ... All-conference selection all five years ... All-State selection as a sophomore, junior and senior ... Led the Cannon School to a co-conference championship in the Charlotte Independent Schools Athletic Association as a junior ... Participated in the 2010 Capital Classic ... Ranked nationally #63 by Rivals.com and #77 by Scout.com.

Personal: Jarell Eddie ... Born October 30, 1991, in Tampa, Fla. ... Son of Angela and Jessie Eddie ... Has two brothers and a sister ... Majoring in psychology.





highs

POINTS

Season	24 vs Norfolk State (12/11/11)
Career	24 vs Norfolk State (12/11/11)
ACC	17 at Wake Forest (2/22/11)

MINUTES PLAYED

Season	37 at UVa (1/22), vs BYU (1/25/12)
Career	37 at UVa (1/22), vs BYU (1/25/12)
ACC	37 at Virginia (1/22/12)

FIELD GOALS MADE

Season	6 vs Syracuse (11/23), NSU (12/11)
Career	6, 3x, last vs Norfolk State (12/11/11)
ACC	6 at Wake Forest (2/22/11)

FIELD GOAL ATTEMPTS

Season	14 vs Syracuse (11/23/11)
Career	14 vs Syracuse (11/23/11)
ACC	12 vs UNC (1/19), vs Clemson (2/4/12)

3-PT FIELD GOALS MADE

Season	5 vs Norfolk State (12/11/11)
Career	5 vs Norfolk State (12/11/11)
ACC	4 at WF (1/7/12), vs UNC (1/19/12)

3-PT FIELD GOAL ATTEMPTS

Season	7 vs UNC (1/19), vs BYU (1/25/12)
Career	7 vs UNC (1/19), vs BYU (1/25/12)
ACC	7 vs North Carolina (1/19/12)

FREE THROWS MADE

Season	7 vs Norfolk State (12/11/11)
Career	7 vs Norfolk State (12/11/11)
ACC	6 vs Georgia Tech (2/18/12)

FREE THROW ATTEMPTS

Season	7 vs NSU (12/11/11), at Md (1/28/12)
Career	7 vs NSU (12/11/11), at Md (1/28/12)
ACC	7 at Maryland (1/28/12)

REBOUNDS

Season	14 vs BYU (1/25/12)
Career	14 vs BYU (1/25/12)
ACC	10 at Virginia (1/22/12)

ASSISTS

Season	5 vs Syracuse (11/23/11), vs BYU (1/25/12)
Career	5 vs Syracuse (11/23/11), vs BYU (1/25/12)
ACC	4 vs Georgia Tech (2/18/12)

BLOCKS

Season	2 vs SU (11/23/11), vs Clemson (2/4/12)
Career	3 at Kansas State (11/16/10)
ACC	2 vs Clemson (2/4/12)

STEALS

Season	2, 3x last vs Georgia Tech (2/18/12)
Career	2, 3x last vs Georgia Tech (2/18/12)
ACC	2 at BC (1/14), vs GT (2/18/12)

career statistics

Year	GP-GS	Min-Avg.	FGM-FGA-Pct.	3FG-FGA-Pct.	FTM-FTA-Pct.	Off.-Def.	Reb-Avg.	A-TO	Blk	Stl	TP-Avg.
10-11	27-0	295-10.9	25-68-.368	7-32-.819	22-32-.688	18-41	59-2.2	13-17	9	4	79-2.9
11-12	31-30	853-27.5	91-209-.435	52-116-.448	55-64-.859	17-140	157-5.1	44-45	14	16	289-9.3
Career	58-30	1148-19.8	116-277-.419	59-148-.399	77-96-.802	35-181	216-3.7	57-62	23	20	368-6.3

42

c.j. barksdale ///

F • 6-8 • 232 • So. • Danville, VA • George Washington/Hargrave M.A.



Young post player who averaged better than 10 minutes per game as a freshman ... Has unlimited potential ... Strong player who is an instinctive rebounder ... Can step away from the basket and make shots ... Can rebound the ball in traffic ... Long, active and athletic ... A tough match-up problem due to his quickness and his skill level ... Started second game of the Hokies' preseason trip to Canada last year and scored 18 points.

2011-12: Played in 32 of 33 games, making one start ... Averaged 2.7 points and 2.7 rebounds per game ... Shot 41.7 percent from the floor and 75 percent from the free-throw line ... Had eight blocked shots and eight steals for the season ... Scored five points and grabbed seven boards in the season opener vs. East Tennessee State ... Brought down six boards against Monmouth ... Scored three points in nine minutes of action against Oklahoma State ... Didn't miss a shot, going 4-for-4 from the free-throw line to score six points, while also adding four rebounds ... Tallied three points and three rebounds against Norfolk State ... Scored eight points, never missing a shot, against Campbell ... Did not miss a shot for the second straight game, matching his season-best with eight points against North Florida ... Grabbed a career-high 10 boards and added six points against Eastern Michigan ... Grabbed three rebounds and scored two points at Oklahoma State ... Scored seven points and brought down three rebounds against Florida State ... Scored six points and grabbed four boards at Boston College ... Grabbed three rebounds and scored four points against BYU ... Brought down three rebounds against No. 7 Duke ... Missed the game at No. 20 Florida State after suffering an injury against Boston College ... Returned to play against Georgia Tech and scored eight points, also grabbing four rebounds in 20 minutes of play.

High School: Three-year letter winner at George Washington High School for former Hokie football player Bobby Martin ... Averaged 19 points, 13 rebounds and six blocks for George Washington his junior season ... Earned second-team All-Group AAA as a junior ... Was first-team All-Northwest Region and All-Western Valley District as a junior ... Was named *The Danville Register & Bee's* All-Metro boys basketball player of the year following his junior season ... Played his senior season at Hargrave Military Academy for coach Kevin Keatts ... Averaged 19 points and 12 rebounds per game.

Personal: Courtney Jamal Barksdale ... Born October 5, 1992 in Danville, Va. ... Son of Jeanette Cardwell.



highs

POINTS

Season 8, 3x last vs Georgia Tech (2/18/12)
 Career 8, 3x last vs Georgia Tech (2/18/12)
 ACC 8 vs Georgia Tech (2/18/12)

MINUTES PLAYED

Season 20, 3x last vs Georgia Tech (2/18/12)
 Career 20, 3x last vs Georgia Tech (2/18/12)
 ACC 20 at BC (1/14), vs GT (2/18/12)

FIELD GOALS MADE

Season 3, 4x, last vs Georgia Tech (2/18/12)
 Career 3, 4x, last vs Georgia Tech (2/18/12)
 ACC 3 vs Georgia Tech (2/18/12)

FIELD GOAL ATTEMPTS

Season 8 vs Florida State (1/10/12)
 Career 8 vs Florida State (1/10/12)
 ACC 8 vs Florida State (1/10/12)

3-PT FIELD GOALS MADE

Season N/A
 Career N/A
 ACC N/A

3-PT FIELD GOAL ATTEMPTS

Season N/A
 Career N/A
 ACC N/A

FREE THROWS MADE

Season 4 vs KSU (12/4/11), at BC (1/14/12)
 Career 4 vs KSU (12/4/11), at BC (1/14/12)
 ACC 4 at Boston College (1/14/12)

FREE THROW ATTEMPTS

Season 6 at Boston College (1/14/12)
 Career 6 at Boston College (1/14/12)
 ACC 6 at Boston College (1/14/12)

REBOUNDS

Season 10 vs Eastern Michigan (12/22/11)
 Career 10 vs Eastern Michigan (12/22/11)
 ACC 4 at BC (1/14), vs GT (2/18/12)

ASSISTS

Season 2 at URI (12/7), vs EMU (12/22)
 Career 2 at URI (12/7), vs EMU (12/22)
 ACC 1, 3x, last vs Boston College (2/12/12)

BLOCKS

Season 1, 5x, last vs Campbell (12/17/11)
 Career 1, 5x, last vs Campbell (12/17/11)
 ACC N/A

STEALS

Season 2 vs N. Florida (12/19/11), FSU (1/10/12)
 Career 2 vs N. Florida (12/19/11), FSU (1/10/12)
 ACC 2 vs Florida State (1/10/12)

career statistics

Year	GP-GS	Min-Avg.	FGM-FGA-Pct.	3FG-FGA-Pct.	FTM-FTA-Pct.	Off.-Def.	Reb-Avg.	A-TO	Blk	Stl	TP-Avg.
11-12	30-1	356-11.9	30-68-.441	0-0-.000	27-36-.750	37-44	81-2.7	9-12	8	8	87-2.9

1 robert brown

G • 6-5 • 190 • So. • Clermont, FL • East Ridge/Hargrave M.A.

Prototypical wing scorer who saw immediate time in the backcourt as a freshman ... Great athleticism and bounce ... Shoots the ball with range ... Has potential to be an outstanding defender ... Plays well above the rim ... Has the ability to slash, attack and make plays ... Scores the ball with ease ... Coaches are looking for a breakout season from him during his sophomore campaign.

2011-12: Played in all 33 games, making four starts ... Finished fifth on the team in


scoring at 6.8 points per game ... Led the team in scoring on three occasions, including the season finale against Duke in the ACC Tournament ... Finished second on the team in assists (64) and steals (25) ... Shot 36.2 percent from the floor and 31 percent from beyond the 3-point arc ... Connected on 62.2 percent of his free-throw attempts ... Scored 12 points off the bench in debut against East Tennessee State ... Went 6-for-6 from the free-throw line and led the team with 19 points off the bench ... Dished out

three assists against FIU ... Contributed eight points and two steals against Oklahoma State ... Tallied five points, and four assists against St. Bonaventure ... Went 3-for-3 from 3-point range to score 13 points, while adding three assists at Minnesota ... Scored 15 points and grabbed three rebounds against Kansas State ... Tallied five points and five rebounds against Norfolk State ... Posted five points and three assists against Campbell ... Dropped 14 points and added three rebounds against North Florida ... Scored nine points against Eastern Michigan ... Scored eight points and grabbed four rebounds at Oklahoma State ... Scored six points at Wake Forest ... Scored seven points at Boston College ... Put up 12 points in first career start against No. 8 North Carolina ... Dished out five assists and added four points at No. 15 Virginia ... Put up eight points, five assists and grabbed four rebounds against BYU ... Scored five points and dished out three assists at Maryland ... Scored eight points and grabbed six rebounds against Boston College ... Scored 10 points against Georgia Tech ... Added four rebounds and four assists for the Hokies in their win over Clemson in the ACC Tournament ... Scored 16 points and grabbed six rebounds against Duke in the second round of the ACC Tournament.

High School: Three-year letter winner at East Ridge High School for Michael Clutter ... Averaged 21 points per game his junior season ... Earned fourth-team All-Class 6A honors in Florida by Florida sports writers following his junior season ... Played for Team USA in the Team Florida vs. USA Hardwood Classic in March, 2011, and scored four points, dished out two assists, grabbed two rebounds and had two steals in Team USA's 102-97 win ... Averaged 19 points per game as a sophomore and 16 as a freshman ... Three-time team MVP ... Played his senior season at Hargrave Military Academy for coach Kevin Keatts ... Averaged 18 points and seven rebounds per game.

Personal: Robert Stephen Brown ... One of four children of Robert and Sybil Brown ... Majoring in communications.





highs

POINTS

Season	19 vs Monmouth (11/14/11)
Career	19 vs Monmouth (11/14/11)
ACC	12 vs North Carolina (1/19/12)

MINUTES PLAYED

Season	35 vs BYU (1/25/12)
Career	35 vs BYU (1/25/12)
ACC	33 at Virginia (1/22/12)

FIELD GOALS MADE

Season	6 vs K-State (12/4), vs N. Florida (12/19)
Career	6 vs K-State (12/4), vs N. Florida (12/19)
ACC	5 vs North Carolina (1/19/12)

FIELD GOAL ATTEMPTS

Season	17 vs Kansas State (12/4/11)
Career	17 vs Kansas State (12/4/11)
ACC	15 vs North Carolina (1/19/12)

3-PT FIELD GOALS MADE

Season	3, 4x, last vs Eastern Michigan (12/22/11)
Career	3, 4x, last vs Eastern Michigan (12/22/11)
ACC	2, 4x, last vs Georgia Tech (2/18/12)

3-PT FIELD GOAL ATTEMPTS

Season	10 vs Kansas State (12/4/11)
Career	10 vs Kansas State (12/4/11)
ACC	7 vs North Carolina (1/19/12)

FREE THROWS MADE

Season	6 vs Monmouth (11/14/11)
Career	6 vs Monmouth (11/14/11)
ACC	2 vs Virginia (2/21/12)

FREE THROW ATTEMPTS

Season	6 vs Monmouth (11/14/11)
Career	6 vs Monmouth (11/14/11)
ACC	4 vs Virginia (2/21/12)

REBOUNDS

Season	6 vs Boston College (2/12/12)
Career	6 vs Boston College (2/12/12)
ACC	6 vs Boston College (2/12/12)

ASSISTS

Season	5 at UVa (1/22), vs BYU (1/25/12)
Career	5 at UVa (1/22), vs BYU (1/25/12)
ACC	5 at Virginia (1/22/12)

BLOCKS

Season	1, 10x, last vs NC State (3/4/12)
Career	1, 10x, last vs NC State (3/4/12)
ACC	1, 4x, last vs NC State (3/4/12)

STEALS

Season	2, 6x, last at Clemson (3/1/12)
Career	2, 6x, last at Clemson (3/1/12)
ACC	2 at UVa (1/22), at Clemson (3/1/12)

career statistics

Year	GP-GS	Min-Avg.	FGM-FGA-Pct.	3FG-FGA-Pct.	FTM-FTA-Pct.	Off.-Def.	Reb-Avg.	A-TO	Blk	Stl	TP-Avg.
11-12	31-4	684-22.1	73-206-.354	33-105-.314	26-42-.619	12-46	58-1.9	60-43	11	24	205-6.6

10

marquis rankin

G • 6-1 • 170 • So. • Charlotte, NC • Vance/Hargrave M.A.



A pure point guard who saw a lot of action in the backcourt as a freshman despite missing the early part of the season with a knee injury ... Distributes the ball well ... An outstanding on-ball defender with exceptional length ... Has great speed with the basketball in the open court ... Enjoys making other players better ... Should have an important role in his upcoming sophomore season ... Can play along-side Erick Green, allowing Green to be more of a scorer.

2011-12: Saw time in 24 games, making six starts ... Averaged 2.5 points and 1.1 rebounds per game ... Shot 33.8 percent from the floor and 39.1 percent from beyond the 3-point arc ... Shot 61.5 percent from the free-throw line ... Dished out 27 assists and had 10 steals ... Made collegiate debut against Kansas State after missing the first seven games recovering from knee surgery ... Scored two points, added an assist, and a rebound against Kansas State ... Grabbed one rebound and added two assists against Norfolk State ... Scored four points, adding an assist and a steal against Campbell ... Dished out four assists and added two steals against North Florida ... Scored six points against Eastern Michigan ... Scored two points in his first ACC action at Wake Forest ... Scored two points against Florida State ... Grabbed four boards and scored four points at Boston College ... Scored eight points against No. 7 Duke ... Contributed eight points in the win over Clemson ... Scored six points in the win over Georgia Tech ... Scored eight points against No. 25 Virginia.

High School: Three-year letter winner at Vance High School for Will Robinson ... Scored 13 points in the Jordan Brand Classic Regional All-Star Game in April of 2011 ... Averaged 13.6 points, seven assists and 4.4 rebounds for Vance High his junior season ... Was named first-team all-conference for three straight seasons in high school ... Averaged 12 points per game as a sophomore ... Played his senior season at Hargrave Military Academy for coach Kevin Keatts ... Averaged 16 points, nine assists and four steals per game.

Personal: Jarrell Marquis Rankin ... Youngest of two sons of Lamar and Tonia Rankin.



highs

POINTS

Season	8, 3x, last vs Virginia (2/21/12)
Career	8, 3x, last vs Virginia (2/21/12)
ACC	8, 3x, last vs Virginia (2/21/12)

MINUTES PLAYED

Season	23 at Boston College (1/14/12)
Career	23 at Boston College (1/14/12)
ACC	23 at Boston College (1/14/12)

FIELD GOALS MADE

Season	3 vs Duke (2/2), vs Clemson (2/4/12)
Career	3 vs Duke (2/2), vs Clemson (2/4/12)
ACC	3 vs Duke (2/2), vs Clemson (2/4/12)

FIELD GOAL ATTEMPTS

Season	8 at Boston College (1/14/12)
Career	8 at Boston College (1/14/12)
ACC	8 at Boston College (1/14/12)

3-PT FIELD GOALS MADE

Season	2, 3x, last vs Virginia (2/21/12)
Career	2, 3x, last vs Virginia (2/21/12)
ACC	2 vs GT (2/18), vs Virginia (2/21/12)

3-PT FIELD GOAL ATTEMPTS

Season	3, 4x, last vs Virginia (2/21/12)
Career	3, 4x, last vs Virginia (2/21/12)
ACC	3, 3x, last vs Virginia (2/21/12)

FREE THROWS MADE

Season	4 at Boston College (1/14/12)
Career	4 at Boston College (1/14/12)
ACC	4 at Boston College (1/14/12)

FREE THROW ATTEMPTS

Season	4 at Boston College (1/14/12)
Career	4 at Boston College (1/14/12)
ACC	4 at Boston College (1/14/12)

REBOUNDS

Season	4 at BC(1/14), at Miami (2/9/12)
Career	4 at BC (1/14), at Miami (2/9/12)
ACC	4 at BC (1/14), at Miami (2/9/12)

ASSISTS

Season	4 vs North Florida (12/19/11)
Career	4 vs North Florida (12/19/11)
ACC	3 at BC (1/14/12), vs UNC (1/19/12)

BLOCKS

Season	1 vs EMU (12/22/11), FSU (1/10/12)
Career	1 vs EMU (12/22/11), FSU (1/10/12)
ACC	1 vs Florida State (1/10/12)

STEALS

Season	2 vs N. Florida (12/19/11), vs GT (2/18/12)
Career	2 vs N. Florida (12/19/11), vs GT (2/18/12)
ACC	2 vs Georgia Tech (2/18/12)

career statistics

Year	GP-GS	Min-Avg.	FGM-FGA-Pct.	3FG-FGA-Pct.	FTM-FTA-Pct.	Off.-Def.	Reb-Avg.	A-TO	Blk	Stl	TP-Avg.
11-12	23-6	31.7-13.8	22-65-.338	9-23-.391	8-13-.615	7-19	26-1.1	26-2.7	3	10	61-2.7

2

joey van zegeren

F • 6-10 • 225 • r-Fr. • Hoogeveen, The Netherlands • Canarias Basketball Acad.



Tallest member of the Hokie team who redshirted his freshman season after concussion symptoms sidelined him early in the year ... Joined the team during the summer of 2011 ... Post player who will challenge for playing time in 2012-13 ... Has excellent offensive skills ... Needs to get stronger, but is committed to working hard on his game ... Comes from one of the elite basketball academies in Europe ... Averaged 3.0 points per game on the Hokies' preseason trip to Canada last year.

2011-12: Appeared in three games before concussion symptoms ultimately forced him to redshirt ... Saw two minutes of action in season opener against East Tennessee State ... Blocked one shot in five minutes of action against Monmouth.

High School: Played for Coach Rob Orellana at Canarias Basketball Academy in the Canary Islands ... Averaged 12.0 points and 10.0 rebounds per game.

Personal: Johan "Joey" van Zegeren ... Son of Koos van Zegeren and Ann McAdam ... Has three siblings.



game-by-game statistics

2011-12

Opponent	Min	FG-A-%	3FG-A-%	FT-A-%	O-D-T	A	TO	Blk	Stl	Pts
EAST TENNESSEE ST.	2	0-0-.000	0-0-.000	0-0-.000	0-0-0	0	0	0	0	0
MONMOUTH#	5	0-0-.000	0-0-.000	0-0-.000	0-0-0	0	0	1	0	0
FIU#	1	0-0-.000	0-0-.000	0-0-.000	0-0-0	0	0	0	0	0

*- ACC games; # - NIT Season Tip-Off (Blacksburg, Va.)

24 joey racer

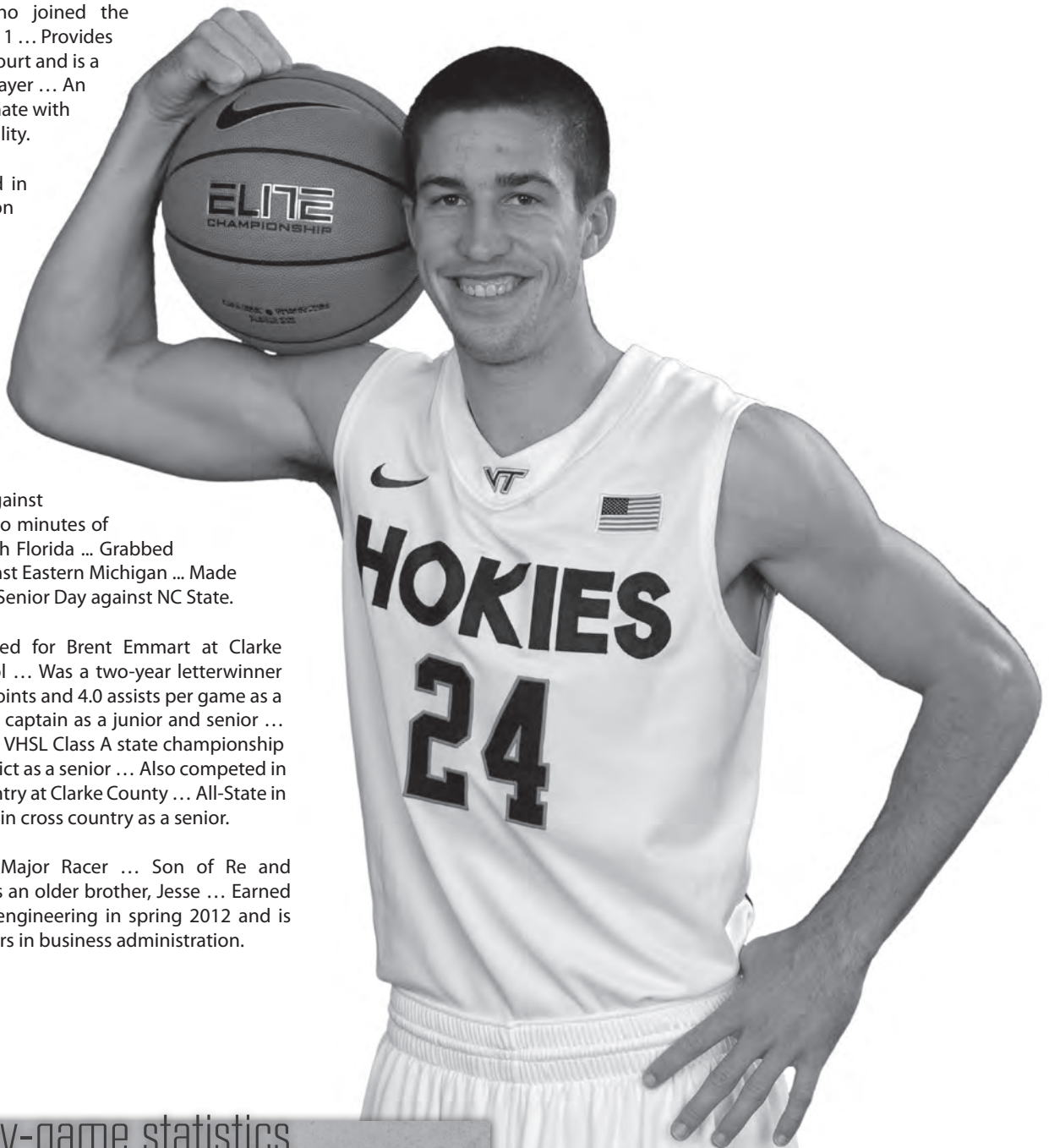
G • 6-1 • 185 • Gr. • Berryville, VA • Clarke County

Walk-on guard who joined the team in October 2011 ... Provides depth in the back court and is a valuable practice player ... An outstanding teammate with great leadership ability.

2011-12: Appeared in six games, starting on Senior Night... Saw five minutes on the court against Monmouth ... Made only shot and added a rebound against FIU ... Brought down one rebound in three minutes of action against Campbell ... Saw two minutes of action against North Florida ... Grabbed two rebounds against Eastern Michigan ... Made first career start on Senior Day against NC State.

High School: Played for Brent Emmart at Clarke County High School ... Was a two-year letterwinner ... Averaged 16.0 points and 4.0 assists per game as a senior ... Was team captain as a junior and senior ... Team won the 2007 VHSL Class A state championship ... All-Bull Run District as a senior ... Also competed in track and cross country at Clarke County ... All-State in the triple jump and in cross country as a senior.

Personal: Joseph Major Racer ... Son of Re and Jimmy Racer ... Has an older brother, Jesse ... Earned his degree in civil engineering in spring 2012 and is working on a masters in business administration.



game-by-game statistics

2011-12	Opponent	Min	FG-A-%	3FG-A-%	FT-A-%	O-D-T	A	TO	Blk	Stl	Pts
	MONMOUTH#	5	0-0-.000	0-0-.000	0-0-.000	0-0-0	0	2	0	0	0
	FIU#	1	1-1-1.000	0-0-.000	0-0-.000	0-1-1	0	0	0	0	2
	CAMPBELL	3	0-2-.000	0-0-.000	0-0-.000	0-1-1	0	1	0	0	0
	NORTH FLORIDA	2	0-1-.000	0-0-.000	0-0-.000	0-0-0	0	0	0	0	0
	EASTERN MICHIGAN	3	0-2-.000	0-2-.000	0-0-.000	2-0-2	0	1	0	0	0
	NC STATE*	3	0-2-.000	0-1-.000	0-0-.000	0-0-0	0	0	0	0	0

*- ACC games; # - NIT Season Tip-Off (Blacksburg, Va.)

25 will johnston ///

G • 6-4 • 190 • So. • Midlothian, VA • Midlothian

Second-year walk-on who provides depth in the backcourt ... Valuable role player who works extremely hard in practice ... A shooter with range, he could earn playing time this season.

2011-12: Made collegiate debut against Campbell ... Saw two minutes of action against North Florida ... Scored first collegiate points sinking one three against Eastern Michigan.

High School: Two-year letterwinner at Midlothian High ... A two-time, first-team All-Dominion District selection ... Had multiple 30-plus point games in his high school career ... Member of the National Honor Society and was a member of student council for four years.

Personal: William Douglas Johnston Jr. ... Son of Billy and Susie Johnston ... Has three sisters ... Older sister, Paige, ran track for Arkansas.



game-by-game statistics

2011-12

Opponent	Min	FG-A-%	3FG-A-%	FT-A-%	O-D-T	A	TO	Blk	Stl	Pts
CAMPBELL	3	0-0-.000	0-0-.000	0-0-.000	0-0-0	0	0	0	0	0
NORTH FLORIDA	2	0-1-.000	0-1-.000	0-0-.000	0-0-0	0	0	0	0	0
EASTERN MICHIGAN	3	1-2-.500	1-2-.500	0-0-.000	0-0-0	0	0	0	0	3
at 15/17 Virginia*	0+	0-0-.000	0-0-.000	0-0-.000	0-0-0	0	0	0	0	0

*- ACC games

3 adam smith ///

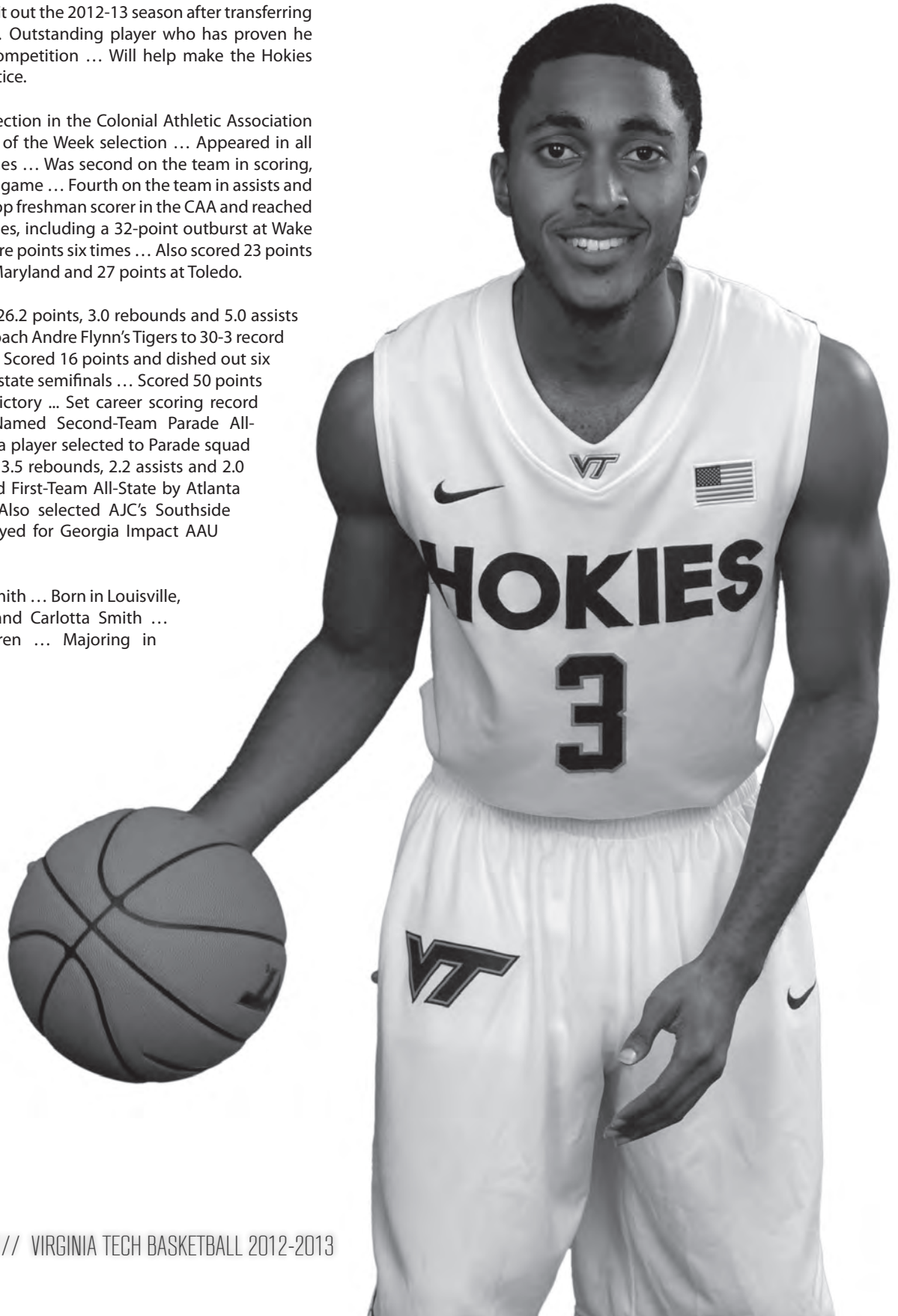
G • 6-1 • 170 • So. • Jonesboro, GA • Fayette County

Talented guard who will sit out the 2012-13 season after transferring from UNC Wilmington ... Outstanding player who has proven he can score against ACC competition ... Will help make the Hokies better this season in practice.

At UNCW: All-Rookie selection in the Colonial Athletic Association ... Two-time CAA Rookie of the Week selection ... Appeared in all 31 games, starting 29 times ... Was second on the team in scoring, averaging 13.7 points per game ... Fourth on the team in assists and fifth in steals ... Was the top freshman scorer in the CAA and reached double-figures in 20 games, including a 32-point outburst at Wake Forest ... Scored 20 or more points six times ... Also scored 23 points in the season-opener at Maryland and 27 points at Toledo.

High School: Averaged 26.2 points, 3.0 rebounds and 5.0 assists in senior season ... Led Coach Andre Flynn's Tigers to 30-3 record in final prep campaign ... Scored 16 points and dished out six assists in 66-64 loss in 4A state semifinals ... Scored 50 points vs. Upson-Lee in 84-25 victory ... Set career scoring record at Fayette County ... Named Second-Team Parade All-American ... Only Georgia player selected to Parade squad ... Averaged 25.2 points, 3.5 rebounds, 2.2 assists and 2.0 steals as junior ... Named First-Team All-State by Atlanta Journal-Constitution ... Also selected AJC's Southside Player of the Year ... Played for Georgia Impact AAU team.

Personal: Adam Terrell Smith ... Born in Louisville, Ky. ... Son of Gregory and Carlotta Smith ... Youngest of four children ... Majoring in communications.



33 marshall wood ///

F • 6-8 • 210 • Fr. • Rustburg, VA • Rustburg

Outstanding talent who will see immediate time for the Hokies ... Long, athletic player who can play either of the forward positions ... Lone incoming freshman scholarship player ... Had a break-out senior high school season ... Should be one of the top freshmen in the ACC this season.

High School: Four-year letterwinner from Brantley Shields at Rustburg ... First-team All-State as a senior ... WEST Player of the Year ... Averaged 24.1 points and 12 rebounds per game as a senior ... Made 42 3-pointers as a senior, when he broke the Rustburg records for most points in a career (1,402) and season (579) ... Averaged 19.5 points and 10.5 rebounds per game as a junior ... Also lettered three years in golf ... Won the district title as a senior with a round of 73.

Personal: Marshall Cordell Wood ... Son of Victor and Cynthia Wood ... Youngest of two sons ... Uncle, Lincoln Wood, played football at James Madison University.



5 marcus patrick ///

G • 5-9 • 165 • Fr. • Rustburg, VA • Rustburg



Walk-on who joined the team during summer school ... Will provide depth in the backcourt.

High School: Attended Rustburg High School and played for head coach Brantley Shields ... Lettered as a senior, where he averaged 10.5 points per game ... Won the Coaches' Award as a senior ... Teammate of fellow Hokie freshman Marshall Wood.

Personal: Christopher Marcus Patrick ... Son of Chris and Lisa Patrick ... Has an older brother and younger sister ... Plans to major in business at Virginia Tech.

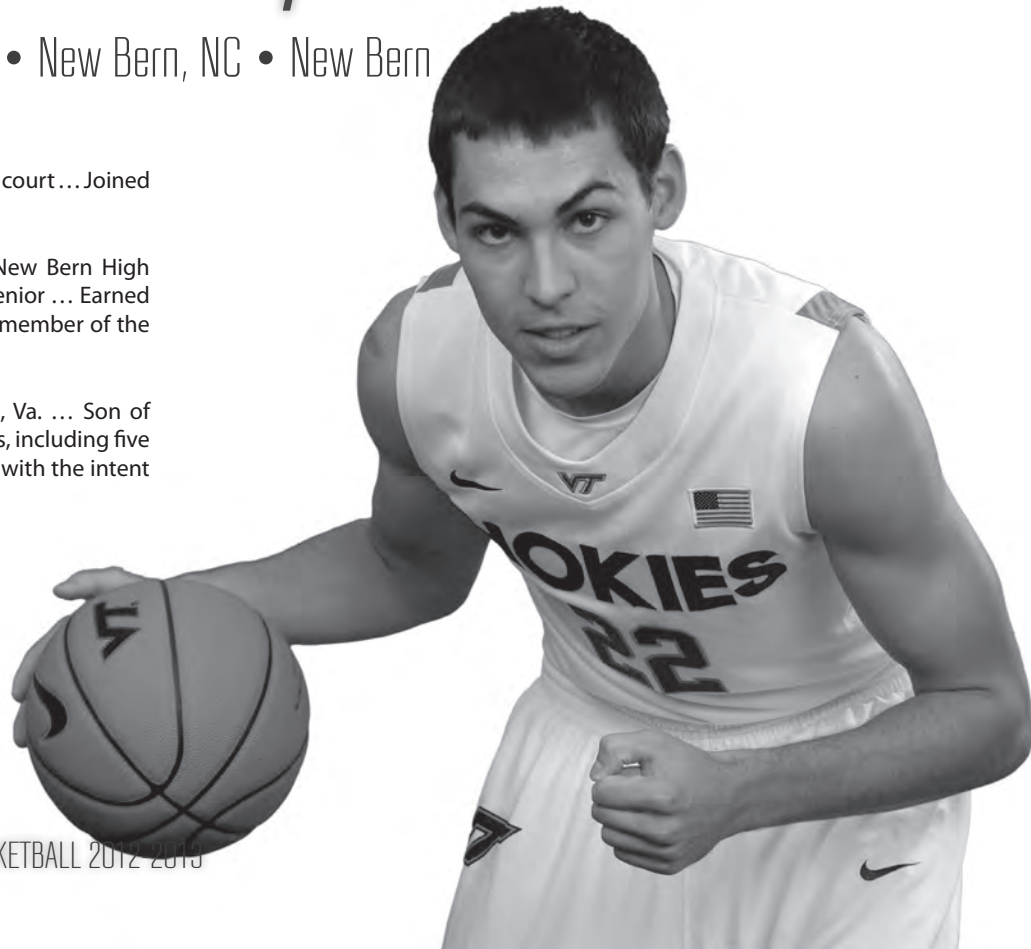
22 christian beyer ///

F • 6-7 • 200 • So. • New Bern, NC • New Bern

Walk-on forward who will provide depth in the front court ... Joined the team when classes began in August.

High School: Was a three-year letterwinner at New Bern High School ... Was named First Team All-Region as a senior ... Earned team's MVP award after his final season ... Was a member of the National Honor Society.

Personal: Born on July 29, 1992 in Williamsburg, Va. ... Son of Kimmey and Stephanie Seymore ... Has six siblings, including five brothers and one sister ... Plans to major in HNFE with the intent to become an orthopedic surgeon.



STUDENT MANAGERS



The 2012-13 student managers for men's basketball are (front) Jason Williams; (standing, l-r) Andrew Clark, Will Gipe, Jolie Kipper, Tommy Lukish and Jack Senske.

facility managers



ERIC BREMNER
Landscape/Horticulture
Manager



KENT SHEETS
Facilities Manager; Cassell,
Merryman and Jamerson



JAMES TORGERSEN
Facilities
Manager



CASEY UNDERWOOD
Director of
Outside Facilities

HOKIES



WORK HARD.

PLAY HARD.

2011-12 SEASON REVIEW

HAVE FUN.

2011-2012 review

SEASON FEATURED SOME EXCEPTIONAL HIGHLIGHTS

The promise of the Virginia Tech men's basketball season in 2011-12 was mostly unfulfilled, but some truly outstanding moments were interspersed among the overall sense of a season that did not meet expectations.

Before the season even began, the Hokies were faced with another major injury. J.T. Thompson, the fifth-year senior forward who had missed the 2010-11 season with a torn ACL, tore his other ACL in preseason and was, once again, lost for the season. The man who had been the best "6th Man" in the ACC as a junior, would end his Virginia Tech career on a down note.

Tech opened the season with a win but was extremely short-handed. In addition to the loss of Thompson, Tech lost top returnee Erick Green to a strained achilles tendon.

Tech then ran off a pair of home wins in the opening rounds of the NIT Season Tip-Off. In the rout over Monmouth, Robert Brown

scored 19 points and in the win over FIU, senior Dorenzo Hudson scored 31 points.

The Hokies finished third in the tournament in Madison Square Garden, with Erick Green being named to the all-tournament team. Tech lost to No. 5 Syracuse in the semifinals before defeating Oklahoma State in the third-place contest.

Tech returned to Cassell Coliseum with a win over eventual NCAA team St. Bonaventure, led by Green's 19 points, before dropping a pair of hard-fought games, at Minnesota in the Big Ten/ACC Challenge and at home against Kansas State.

The Hokies hit the road again and started another winning streak, as they defeated Rhode Island, with Green coming off the bench to score 24 points. After the Rhody win, Tech returned to Cassell for four straight wins, highlighted by a 73-60 victory over 2012 NCAA Cinderella, Norfolk State, behind 24 points from Jarell Eddie.

The winning streak was pushed to six straight on the final day of 2011, as Tech defeated Oklahoma State for the second time this season. The rare second game, played in Stillwater, moved Tech to 11-3 overall, entering the start of the ACC season.

The league slate began in Winston-Salem against Wake Forest. A game in which the Hokies never seemed to get going, the Deacs pulled off a 58-55 upset.

As the ACC season got into full swing, it became apparent that Green would be a force with which to contend. He scored 19 points in the loss at Wake Forest and followed that with 21 points in the home loss to Florida State. An ankle injury forced him to miss the loss at Boston College, but he led the Hokies with 17 points in the home loss to No. 6 North Carolina.

Down 0-4 in ACC action to begin the series, the Hokies hopped on the bus to Charlottesville to face the No. 15 Cavaliers.



Behind 15 points from Green and 12 points from Hudson, a stingy Hokie defense held the Hoos to just 45 points and Tech returned to Blacksburg with a big 47-45 victory.

Tech stepped out of conference play to host BYU in Cassell Coliseum. As was beginning to be the story of the year, the Hokies played the Cougars down to the wire, but BYU cam away with a 70-68 victory, despite 14 points from Hudson and a double-double of 12 points and 14 rebounds from Eddie.

After losses at Maryland and home to No. 7 Duke, the Hokies picked up their second ACC win over the season with a 67-65 victory over Clemson in Cassell. Eddie led the Hokies with 15 points and Tech stopped the Tigers on a pair of opportunities in the final five seconds of play.

Tech lost at Miami before gaining a measure of revenge on BC. Tech downed the Eagles in Cassell, 66-65, led by 17 points off the bench from Dorian Finney-Smith, the final two points coming on a tip-in of a missed shot in the final two seconds of action.

Tech played many close games in ACC play this season, and lost more than their

share. The toughest was a 48-47 loss at No. 20 FSU. Tech, short-handed again due to injuries and losing players to fouls and cramping, led 47-35 with one second remaining, when Michael Snaer made a desperation shot from 40 feet to give the Seminoles the victory.

The Hokies were able to shake off the disappointment of the FSU loss, as they returned to Cassell with a 74-73 overtime win over Georgia Tech. Neither team scored in the final 2:11 of regulation, but Hudson buried a three-pointer from in front of the Virginia Tech bench as time expired in overtime to give Virginia Tech the victory.

Tech would close out the regular season with four consecutive losses, including a home loss to No. 25 Virginia and a road loss at No. 5 Duke, in overtime in one of the best games of the collegiate season. Green, Hudson and Cadarian Raines led the Hokies' scoring attack with 16 points apiece while Smith grabbed 12 rebounds.

Just one week after closing out the road slate with a 58-56 loss at Clemson, the Hokies faced the Tigers to open the ACC Tournament in Philips Arena in Atlanta. This time, the

Hokies prevailed, as Green scored 24 points and Hudson added 19 points. Tech closed out its season in the ACC quarterfinals, as the Hokies fell to No. 6 Duke, 60-56, despite 16 points from both Green and Brown.

Green was named second team All-ACC and second team All-State, while Dorian Finney-Smith was named to the ACC All-Freshman team. Jarell Eddie was named to the 2012 All-ACC Academic team. After the season, Green was named second team All-State by VaSID.

The Hokies made a total of 24 over-the-air television appearances during the season, the third-highest total in school history. Also this past season, the Hokies made a total of eight, internet-only broadcasts, utilizing the new technology of internet streaming.

On April 23, head coach Seth Greenberg was released from his duties and James Johnson was announced as the new head coach during a press conference on May 1. Johnson spent the previous five years on the Virginia Tech coaching staff, including the 2011-12 season, when he was the associate head coach.

2011-2012 statistics

RECORD:	OVERALL	HOME	AWAY	NEUTRAL
ALL GAMES	16-17	11-7	3-8	2-2
CONFERENCE	4-12	3-5	1-7	0-0
NON-CONFERENCE	12-5	8-2	2-1	2-2

Player	GP	GS	Min	Avg	TOTAL			3-PTS			REBOUNDS										Pts	Avg			
					FG	FGA	Pct	3FG	FGA	Pct	FT	FTA	Pct	Off	Def	Tot	Avg	PF	FO	A			TO	Blk	Stl
Erick Green	31	30	1071	34.5	170	388	.438	42	112	.375	101	122	.828	18	83	101	3.3	52	0	88	46	4	41	483	15.6
Dorenzo Hudson	33	26	970	29.4	118	296	.399	35	106	.330	88	108	.815	31	63	94	2.8	51	0	51	62	3	22	359	10.9
Jarell Eddie	33	32	900	27.3	93	219	.425	54	122	.443	59	68	.868	17	142	159	4.8	101	4	46	47	14	17	299	9.1
Victor Davila	25	25	572	22.9	74	130	.569	0	0	.000	40	62	.645	36	70	106	4.2	66	2	16	36	15	10	188	7.5
Robert Brown	33	4	736	22.3	80	221	.362	36	113	.319	28	45	.622	13	55	68	2.1	62	0	64	49	11	25	224	6.8
Dorian Finney-Smith	33	30	957	29.0	69	208	.332	26	71	.366	45	77	.584	91	141	232	7.0	89	2	62	57	23	24	209	6.3
Cadarian Raines	33	9	620	18.8	83	161	.516	0	0	.000	29	56	.518	63	67	130	3.9	81	3	13	25	25	23	195	5.9
Tyrone Garland	8	1	86	10.8	13	26	.500	2	9	.222	9	12	.750	3	1	4	0.5	8	0	10	10	0	3	37	4.6
C.J. Barksdale	32	1	379	11.8	30	72	.417	0	0	.000	27	36	.750	39	47	86	2.7	32	0	9	14	8	8	87	2.7
Marquis Rankin	24	6	324	13.5	22	65	.338	9	23	.391	8	13	.615	7	19	26	1.1	36	1	27	28	3	10	61	2.5
Will Johnston	4	0	8	2.0	1	3	.333	1	3	.333	0	0	.000	0	0	0	0.0	0	0	0	0	0	0	3	0.8
Joey Racer	6	1	17	2.8	1	8	.125	0	3	.000	0	0	.000	2	2	4	0.7	1	0	0	4	0	0	2	0.3
Joey van Zegeren	3	0	10	3.3	0	0	.000	0	0	.000	0	0	.000	0	0	0	0.0	2	0	0	0	1	0	0	0.0
TEAM																									
Total	33				754	1797	.420	205	562	.365	434	599	.725	369	742	1111	33.7	581	12	386	391	107	183	2147	65.1
Opponents	33				733	1757	.417	155	554	.280	436	627	.695	381	744	1125	34.1	545	-	339	415	129	169	2057	62.3

SCORE BY PERIODS:	1st	2nd	OT	Total
Virginia Tech	958	1173	16	2147
Opponents	923	1114	20	2057

DEADBALL REBOUNDS:	OFF	DEF	Total
Virginia Tech	80	12	92
Opponents	80	15	95

2011-2012 results

RECORD:	OVERALL	HOME	AWAY	NEUTRAL
ALL GAMES	16-17	11-7	3-8	2-2
CONFERENCE	4-12	3-5	1-7	0-0
NON-CONFERENCE	12-5	8-2	2-1	2-2

DATE	TIME	OPPONENT	SCORE	ATTEND	HIGH POINTS	HIGH REBOUNDS
11/12/11	2:00 pm	EAST TENNESSEE STATE	W 64-53	7189	(13) Tyrone Garland	(16) Dorian Finney-Smith
11/14/11	7:00 pm	MONMOUTH	W 91-46	3052	(19) Robert Brown	(7) Dorian Finney-Smith
11/15/11	6:00 pm	FLORIDA INTERNATIONAL	W 78-63	3148	(31) Dorenzo Hudson	(10) Dorian Finney-Smith
11/23/11	9:30 pm	vs Syracuse	58-69 L	8293	(17) Jarell Eddie	(7) Dorian Finney-Smith
11-25-11	2:35 pm	vs Oklahoma State	W 59-57	8477	(18) Erick Green	(14) Dorian Finney-Smith
11/27/11	6:00 pm	ST. BONAVENTURE	W 73-64	8710	(19) Erick Green	(8) Dorian Finney-Smith
11/30/11	8:15 pm	at Minnesota	55-58 L	10487	(25) Erick Green	(7) Victor Davila
12/04/11	5:30 pm	KANSAS STATE	61-69 L	8782	(15) Robert Brown	(7) Dorian Finney-Smith (7) Erick Green
12/07/11	7:00 pm	at Rhode Island	W 78-67	3982	(24) Erick Green	(7) C.J. Barksdale
12/11/11	4:00 pm	NORFOLK STATE	W 73-60	8869	(24) Jarell Eddie	(7) Cadarian Raines (7) Jarell Eddie
12/17/11	4:00 pm	CAMPBELL	W 85-60	8854	(15) Dorenzo Hudson (15) Victor Davila	(8) Jarell Eddie
12/19/11	7:00 pm	NORTH FLORIDA	W 84-55	8818	(16) Dorenzo Hudson	(11) Cadarian Raines
12/22/11	7:00 pm	EASTERN MICHIGAN	W 71-50	9563	(12) Erick Green	(10) C.J. Barksdale
12/31/11	11:03 am	at Oklahoma State	W 67-61	12500	(18) Dorenzo Hudson	(10) Dorian Finney-Smith
01/07/12	Noon	* at Wake Forest	55-58 L	10037	(19) Erick Green	(7) Erick Green (7) Victor Davila (7) Dorian Finney-Smith
01/10/12	7:00 pm	* FLORIDA STATE	59-63 L	7256	(21) Erick Green	(10) Dorian Finney-Smith
1/14/12	3:00 pm	* at Boston College	59-61 L	5038	(14) Victor Davila	(8) Dorian Finney-Smith
01/19/12	9:00 pm	* NORTH CAROLINA	68-82 L	9847	(17) Erick Green	(8) Victor Davila
01/22/12	6:00 pm	* at Virginia	W 47-45	14021	(15) Erick Green	(10) Jarell Eddie
01/25/12	7:00 pm	BYU	68-70 L	9231	(14) Dorenzo Hudson	(14) Jarell Eddie
01/28/12	2:30 pm	* at Maryland	69-73 L	16976	(18) Erick Green	(8) Victor Davila
02/02/12	7:00 pm	* DUKE	60-75 L	9847	(17) Erick Green	(7) Erick Green (7) Victor Davila
02/04/12	4:00 pm	* CLEMSON	W 67-65	9426	(15) Jarell Eddie	(8) Dorian Finney-Smith
02/09/12	9:00 pm	* at Miami	49-65 L	4292	(17) Erick Green	(8) Dorian Finney-Smith
02/12/12	6:00 pm	* BOSTON COLLEGE	W 66-65	9171	(17) Dorian Finney-Smith	(8) Dorian Finney-Smith
02/16/12	7:00 pm	* at Florida State	47-48 L	10123	(18) Erick Green	(7) Jarell Eddie
02/18/12	3:00 pm	* GEORGIA TECH	Wot 74-73	9847	(14) Erick Green	(4) C.J. Barksdale
02/21/12	9:00 pm	* VIRGINIA	59-61 L	9656	(19) Erick Green	(4) Dorian Finney-Smith (4) Dorenzo Hudson (4) Jarell Eddie
02/2/12	12:06 pm	* at Duke	65-70 Lot	9314	(16) Cadarian Raines (16) Erick Green (16) Dorenzo Hudson	(12) Dorian Finney-Smith
3/1/12	9:00 pm	* at Clemson	56-58 L	8735	(15) Jarell Eddie	(8) Cadarian Raines
03/04/12	6:00 pm	* NC STATE	58-70 L	9847	(15) Cadarian Raines	(8) Dorian Finney-Smith
03/08/12	7:00 pm	† vs Clemson	W 68-63		(24) Erick Green	(8) Dorian Finney-Smith
03/09/12	7:00 pm	† vs Duke	56-60 L	19520	(16) Robert Brown (16) Erick Green	(12) Dorian Finney-Smith

* - Conference game
† - ACC tournament game

ATTENDANCE SUMMARY	GAMES	TOTALS	AVG/GAME
HOME	18	151113	8395
AWAY	11	105505	9591
NEUTRAL	4	36290	9072
TOTAL	33	292908	8876

game-by-game

2011-2012

game 1

VIRGINIA TECH 64, EAST TENN. STATE 53 NOV. 12, 2011 • 2 P.M. • BLACKSBURG, VA.

In a day of impressive debuts, Tech began the 2011-12 season with a 64-53 win over East Tennessee State, moving to 9-0 in home openers under head coach Seth Greenberg. **Dorian Finney-Smith** highlighted the season-opening victory as he became the first freshman since Jeff Allen in 2007 to notch a double-double in his first game. Finney-Smith began his collegiate career with 10 points and 16 rebounds against the Bucs, while his classmate **Robert Brown** came off the bench and dropped 12 points in the outing.

Without point guard **Erick Green** (strained Achilles) the Hokies did see the return of **Dorenzo Hudson**, who missed most of the 2010-11 season with a foot injury. Green's replacement in the starting line-up, sophomore **Tyrone Garland**, did not disappoint in his first career start. Garland scored 13 points, while going 7-of-8 from the line.

ETSU took command of the game early on, but a 9-0 run by the Hokies just before halftime put them up 24-21 at the break. Tech carried that momentum into the second half, as it teetered with a 10-point lead for much of the second period.

Finney-Smith added an impressive five assists for the Hokies in his debut, while **Victor Davila** began his senior season with seven points and six boards. Adam Sollazzo led ETSU with 13 points.

ETSU (0-1, 0-0 A-Sun)

Player	MP	FG	FT	TR	PF	A	TO	Blk	Stl	TP
Sheldon Cooley, g	37	5-16	0-1	1	2	1	3	0	3	10
Tommy Hubbard, g	35	0-5	2-2	3	5	0	1	0	1	2
Adam Sollazzo, g	28	5-14	2-5	7	1	2	4	0	0	13
Isiah Brown, f	27	2-8	6-9	6	5	1	0	1	0	10
J.C. Ward, c	16	0-1	2-2	2	1	0	0	0	0	2
Jarvis Jones	9	0-1	0-0	1	0	1	0	0	0	0
Rashawn Rembert	4	0-1	1-2	1	0	0	0	0	0	1
Marcus Dubose	24	4-12	0-0	4	2	0	4	0	1	9
Lukas Poderis	20	3-6	0-1	7	2	0	0	0	0	6
TEAM				8						
Totals	200	19-64	13-22	39	19	4	13	1	5	53

VIRGINIA TECH (1-0, 0-0 ACC)

Player	MP	FG	FT	TR	PF	A	TO	Blk	Stl	TP
Dorenzo Hudson, g	37	3-7	2-3	2	1	1	4	0	1	9
Tyrone Garland, g	24	3-7	7-8	0	3	3	7	0	2	13
Victor Davila, f	23	3-5	1-2	6	3	3	0	2	0	7
Dorian Finney-Smith, f36	2-7	6-8	16	4	5	2	4	0	10	
Jarell Eddie, f	20	3-7	1-1	2	4	1	1	1	0	8
Robert Brown	26	3-7	3-4	3	2	0	0	1	1	12
Joey van Zegeren	2	0-0	0-0	0	1	0	0	0	0	0
Cadarian Raines	14	0-2	0-0	2	1	0	0	1	3	0
C.J. Barksdale	18	2-6	1-4	7	0	0	0	0	0	5
TEAM				4			1			
Totals	200	19-48	21-30	42	19	13	15	9	7	64

3-Pointers.....VT 5 (Brown 3, Eddie, Hudson)ETSU 2 (Dubose, Sollazzo)
Blocks.....VT 9 (Finney-Smith 4, Davila 2, Brown, Eddie, Raines)ETSU 1 (Brown)
Steals.....VT 7 (Raines 3, Garland 2, Brown, Hudson)ETSU 5 (Cooley 3, Dubose, Hubbard)

Officials.....Luckie, Ayers, O'Connell
Technical.....None
Attendance.....7,189

Percentages:
ETSU FG%...29.70 3FG%...11.8 FT%...59.1
Virginia Tech FG%...39.6 3FG%...27.8 FT%...70.0

ETSU 21 32 — 53
Virginia Tech 24 40 — 64

game 2

VIRGINIA TECH 91, MONMOUTH 46 NOV. 14, 2011 • 7 P.M. • BLACKSBURG, VA.

Virginia Tech cruised to victory with a 91-46 romping of Monmouth in the first round of the NIT Season Tip-Off. Freshman **Robert Brown** led all scorers with 19 points in the game, after dropping 12 in his collegiate debut just days prior. Brown was one of five Hokies who scored in double figures, including junior **Erick Green**, who dropped 11 points in his season debut.

Tech took control of the game early, shooting 64-percent in the first half and holding Monmouth to an eight-minute field goal drought. In the second half, the Hokies blew things open by using a 19-2 run to start the half and taking a 35-point lead, 61-26, on a basket by Brown with 12:17 remaining. The Hawks missed 10 of their first 11 shots in the second half.

Coming off the bench for Tech, sophomore **Tyrone Garland** tallied a career-high 18 points in the victory, as did senior **Dorenzo Hudson**. Sophomore **Jarell Eddie** did not miss a shot, going 4-for-4 from the field, and finished the day with 13 points.

Ed Waite was the only player in double figures for Monmouth as he put together a double-double with 12 points and 11 boards off the bench.

MONMOUTH (0-2, 0-0 NEC)

Player	MP	FG	FT	TR	PF	A	TO	Blk	Stl	TP
Dion Nesmith, g	25	2-8	4-4	2	5	0	2	0	1	8
Jesse Steele, g	29	2-8	0-0	1	1	1	3	0	1	5
Andrew Nicholas, g	14	1-6	0-2	0	3	1	1	0	0	2
Mike Myers Keitt, f	25	2-9	2-3	5	0	0	2	0	1	6
Phill Wait, c	28	2-4	1-6	3	2	0	3	0	0	5
Max Dileo	7	0-1	0-0	1	0	0	1	0	0	0
Will Campbell	22	1-7	1-3	5	4	0	2	0	0	3
Mykel Harris	17	0-3	5-6	1	4	0	0	0	0	5
Daniel James	7	0-1	0-0	1	1	1	0	0	0	0
Ed Waite	26	5-9	2-5	11	3	1	1	0	0	12
TEAM				5						
Totals	200	15-56	15-29	35	23	4	15	0	3	46

VIRGINIA TECH (2-0, 0-0 ACC)

Player	MP	FG	FT	TR	PF	A	TO	Blk	Stl	TP
Dorenzo Hudson, g	24	7-10	4-6	4	1	3	0	0	2	18
Erick Green, g	23	3-6	3-3	2	1	5	2	1	1	11
Jarell Eddie, g	18	4-4	2-2	3	3	2	1	0	1	13
Victor Davila, f	18	2-3	2-6	5	3	0	2	0	0	6
Dorian Finney-Smith, f	22	0-2	1-4	7	4	3	3	0	0	1
Robert Brown	30	5-11	6-6	1	3	3	0	1	19	
Joey van Zegeren	7	0-0	0-0	0	1	0	0	1	0	0
Cadarian Raines	14	2-4	1-5	6	3	2	0	2	2	5
Tyrone Garland	19	7-7	2-3	2	1	1	1	0	1	18
Joey Racer	5	0-0	0-0	0	1	0	2	0	0	0
C.J. Barksdale	20	0-1	0-0	6	3	1	0	0	0	0
TEAM				4						
Totals	200	30-48	21-35	40	24	20	14	6	8	91

3-Pointers.....VT 10 (Brown 3, Eddie 3, Garland 2, Green 2)MU1 (Steele)
Blocks.....VT 6 (Davila 2, Raines 2, Green, van Zegeren)MU 0
Steals.....VT 8VT 8 (Hudson 2, Raines 2, Brown, Eddie, Garland, Green)MU 3 (Myers Keitt, Nesmith, Steele)

Officials.....Steratore, Donato, Walton
Technical.....None
Attendance.....XXX

Percentages:
Monmouth FG%...26.8 3FG%...5.9 FT%...51.7
Virginia Tech FG%...62.5 3FG%...66.7 FT%...60.0

Monmouth 24 22 — 46
Virginia Tech 42 49 — 91

game 3

VIRGINIA TECH 78, FIU 63 NOV. 15, 2011 • 6 P.M. • BLACKSBURG, VA.

Punching its ticket to New York City, Virginia Tech earned a spot in the NIT Season Tip-Off Semifinals with a 78-63 win over Florida International in the second round of the tournament at Cassell Coliseum. Senior **Dorenzo Hudson** spearheaded the Tech offense with 31 points, marking the most by him since his 41-point outburst against Seton Hall on Jan. 2, 2010, in Mexico.

The Hokies led by as many as 13 in the first half against the Panthers, but saw FIU cut the lead to 39-34 on a basket by Dominique Ferguson with 14:28 remaining. Tech answered by going on a 16-7 run, scoring on seven straight possessions. Freshman **Dorian Finney-Smith's** three-point play with 10:21 remaining ended the run, giving the Hokies a 55-41 cushion. Tech went on to lead by as many as 19, cruising to the victory.

Hudson hit 8-of-13 from the floor, including 3-of-5 from beyond the 3-point arc. He connected on all 12 of his free-throw attempts, and he added five rebounds and two assists.

Finney-Smith recorded the second double-double of his young career as he added 14 points and 10 boards for the Hokies, also dishing out five assists. FIU's Jeremy Allen led four Panthers in double figures with 15 points in the loss.

FIU (1-1, 0-0 Sun Belt)

Player	MP	FG	FT	TR	PF	A	TO	Blk	Stl	TP
Phil Taylor, g	33	4-12	4-4	3	2	4	2	0	0	13
DeJuan Wright, g	31	2-8	2-2	4	4	1	2	0	3	7
Jeremy Allen, g	29	3-9	7-8	0	2	1	2	0	2	15
Tola Akomolafe, g	35	4-7	3-3	7	2	0	1	1	1	11
Dominique Ferguson, f35	4-13	3-6	5	5	1	2	2	1	11	
Manuel Nunez	2	0-0	0-0	0	0	0	0	0	0	0
Deric Hill	2	0-1	0-0	0	0	0	0	0	0	0
Steven Miro	1	0-0	0-0	0	0	0	0	0	0	0
Cameron Bell	7	1-3	0-0	1	2	0	0	0	0	2
Gilles Dierickx	8	0-0	0-0	0	2	0	1	0	0	0
Richaud Pack	12	1-2	0-0	3	0	2	1	0	0	2
Tanner Wozniack	5	1-2	0-0	0	2	0	0	0	0	2
TEAM				6						
Totals	200	20-57	19-23	29	21	9	11	3	7	63

VIRGINIA TECH (3-0, 0-0 ACC)

Player	MP	FG	FT	TR	PF	A	TO	Blk	Stl	TP
Dorenzo Hudson, g	34	8-13	12-12	5	0	2	3	0	0	31
Erick Green, g	25	5-7	0-0	2	2	0	2	0	0	12
Jarell Eddie, g	20	0-3	0-0	5	3	2	2	0	1	0
Victor Davila, f	26	5-6	1-4	7	4	2	1	3	0	11
Dorian Finney-Smith, f	34	5-10	2-2	10	3	5	1	0	2	14
Robert Brown	21	1-6	0-0	2	1	3	3	1	0	2
Joey van Zegeren	1	0-0	0-0	0	0	0	0	0	0	0
Cadarian Raines	13	1-3	0-0	1	4	1	1	0	0	2
Tyrone Garland	17	1-4	0-1	0	3	5	2	0	0	2
Joey Racer	1	1-1	0-0	1	0	0	0	0	0	2
C.J. Barksdale	8	1-1	0-0	0	2	0	1	1	0	2
TEAM				2						
Totals	200	28-54	15-19	35	22	20	16	5	3	78

3-Pointers.....VT 7 (Hudson 3, Green 2, Finney-Smith 2)FIU 4 (Allen 2, Taylor, Wright)
Blocks.....VT 5 (Davila 3, Barksdale, Brown)FIU 3 (Ferguson 2, Akomolafe)
Steals.....VT 3 (Finney-Smith 2, Eddie)FIU 7 (Wright 3, Allen 2, Akomolafe, Ferguson)

Officials.....Cahill, Luckie, Corbin
Technical.....None
Attendance.....XXX

Percentages:
FIU FG%...35.1 3FG%...25.0 FT%...82.6
Virginia Tech FG%...51.9 3FG%...36.8 FT%...78.9

FIU 26 37 — 63
Virginia Tech 33 45 — 78

2011-2012 GAME-BY-GAME

game 4

SYRACUSE 69, VIRGINIA TECH 58 NOV. 23, 2011 • 9:30 P.M. • NEW YORK, N.Y.

Virginia Tech lost to No. 5 Syracuse, 69-58, in the semifinal of the 2011 NIT Season-Tip-Off in Madison Square Garden. The Hokies suffer their first loss of the season and fall to 3-1, while Syracuse improves to 5-0.

The Hokies took a 29-27 lead into intermission, shooting 47.8 percent from the field. Tech jumped out to a 20-13 lead with 8:08 remaining in the first half on a jumper by sophomore **Jarell Eddie**.

Following the break, the Hokies were able to keep the game close and held took a 42-39 lead with 13:28 remaining on a dunk by senior **Victor Davila**. Syracuse would then go on a 17-3 run over the next five plus minutes to secure the lead.

Eddie tied a career-high with 17 points and set a new career-high with five assists. He made six of 14 field goal attempts, including two of six three-pointers. **Erick Green** added 14 points and three steals and Dorenzo Hudson scored 13 points for the Hokies. Kris Joseph led the Orange with 20 points and 10 rebounds and C.J. Fair had 12 points and 10 rebounds off the bench for SU.

Tech shot 42.6 percent from the floor for the game, including 42.1 percent from three-point range. SU outrebounded Tech, 32-27, but the Orange forced Tech into 16 turnovers.

VIRGINIA TECH (3-1, 0-0 ACC)

Player	MP	FG	FT	TR	PF	A	TO	Blk	Stl	TP
Dorenzo Hudson, g	38	3-7	6-6	2	1	2	3	0	1	13
Erick Green, g	36	5-10	0-0	5	1	2	1	0	3	14
Victor Davila, f	22	3-5	0-1	2	5	0	4	0	0	6
Dorian Finney-Smith, f	28	1-3	0-0	7	4	3	4	1	0	2
Jarell Eddie, g	35	6-14	3-4	4	3	5	0	2	0	17
Robert Brown	17	1-4	0-0	1	0	3	2	0	0	3
Cadarian Raines	16	1-2	1-1	1	1	0	0	0	1	3
Tyrone Garland	7	0-2	0-0	0	0	0	0	0	0	0
C.J. Barksdale	1	0-0	0-0	1	0	0	1	0	0	0
TEAM				4			1			
Totals	200	20-47	10-12	27	15	15	16	3	5	58

No. 5 SYRACUSE (5-0, 0-0 BIG EAST)

Player	MP	FG	FT	TR	PF	A	TO	Blk	Stl	TP
Scoop Jardine, g	20	1-4	0-0	0	0	4	0	0	0	2
Brandon Triche, g	34	7-12	0-0	2	1	6	2	1	1	18
Rakeem Christmas, f	3	0-0	0-0	0	0	0	0	0	0	0
Kris Joseph, f	39	7-15	5-5	10	3	2	1	0	3	20
Fab Melo, c	25	3-6	0-0	2	1	1	2	5	0	6
M. Carter-Williams	2	0-1	0-0	1	0	0	0	0	0	0
Dion Waiters	25	5-11	0-1	1	3	4	2	0	3	11
C.J. Fair	31	5-8	1-2	10	3	0	1	0	0	12
Baye Keita	15	0-0	0-0	1	3	0	1	0	1	0
James Southerland	6	0-1	0-0	1	0	0	0	0	0	0
TEAM				4						
Totals	200	20-28	6-8	32	14	17	9	6	8	69

3-Pointers.....VT 8 (Green 4, Eddie 2, Brown, Hudson)
.....SU 7 (Triche 4, Fair, Joseph, Waiters)
Blocks.....VT 3 (Eddie 2, Finney-Smith)
.....SU 6 (Melo 5, Triche)
Steals.....VT 5 (Green 3, Hudson, Raines)
.....SU 8 (Jopseh 3, Waiters 3, Keita, Triche)

Officials.....Burr, Stephens, Clougherty
Technical.....None
Attendance.....8,293

Percentages:
Virginia Tech FG%...42.6 3FG%...42.1 FT%...83.3
Syracuse FG%...48.3 3FG%...46.7 FT%...75.0

Virginia Tech	29	29	—	58
Syracuse	27	42	—	69

game 5

VIRGINIA TECH 59, OKLAHOMA STATE 57 NOV. 25, 2011 • 2:35 P.M. • NEW YORK, N.Y.

Virginia Tech held off a strong Oklahoma State rally and defeated the Cowboys, 59-57, to claim third place in the NIT Season Tip-Off at Madison Square Garden. With the victory, the Hokies improve to 4-1 on the season, while OSU falls to 3-2.

Tech fell behind 8-0 before the first media timeout, but ran out to a 30-19 lead with 2:31 remaining in the first half on a lay-up and free throw by **C.J. Barksdale**. The Hokies took a 32-23 lead into intermission.

In the second half, Tech held a 53-44 lead with 5:27 remaining, but OSU made a run in the final minutes to close the lead to a single possession. **Jarell Eddie** and **Dorenzo Hudson** each made two free throws in the final 17 seconds to help secure the win for Tech.

Erick Green led the Hokies with 18 points and **Dorian Finney-Smith** recorded his third double-double of the season with 10 points and 14 rebounds. Cadarian Raines grabbed a career-high nine rebounds in just 12 minutes of action. Markel Brown led all scorers with 19 points for the Cowboys.

Tech shot just 25 percent from the floor in the second half, but out rebounded OSU, 45-37, including a 21-14 advantage on the offensive boards. Tech's bench outscored OSU's reserves, 18-7.

OKLAHOMA STATE (3-2, 0-0 Big 12)

Player	MP	FG	FT	TR	PF	A	TO	Blk	Stl	TP
Cezar Guerrero, g	23	1-5	1-3	2	3	0	3	0	1	3
Keiton Page, g	35	3-8	3-4	1	3	2	0	0	0	11
Markel Brown, g	38	6-12	6-7	10	4	2	3	0	2	19
Jean-Paul Olukemi, f	32	6-11	1-3	6	5	1	1	0	0	13
Philip Jurick, f	21	2-3	0-0	6	4	2	1	2	0	4
Le'Bryan Nash	11	0-3	0-0	0	3	0	1	1	0	0
Brian Williams	7	0-1	1-2	2	0	0	0	0	0	1
Roger Dowell	22	0-2	2-2	0	2	2	1	0	0	2
Michael Cobbins	11	2-4	0-0	3	1	0	1	2	0	4
TEAM				5						
Totals	200	20-49	14-21	35	25	9	11	5	3	57

VIRGINIA TECH (4-1, 0-0 ACC)

Player	MP	FG	FT	TR	PF	A	TO	Blk	Stl	TP
Dorenzo Hudson, g	35	2-13	3-4	3	1	1	3	0	1	7
Erick Green, g	39	6-12	5-7	1	0	1	2	0	1	18
Victor Davila, f	18	1-5	0-0	5	5	1	2	0	1	2
Dorian Finney-Smith, f	38	2-8	4-8	14	2	1	2	0	0	10
Jarell Eddie, f	17	0-4	4-4	7	4	1	1	0	0	4
Robert Brown	24	3-7	1-4	1	4	1	1	0	2	8
Cadarian Raines	12	1-3	1-2	9	4	1	0	3	1	3
Tyrone Garland	8	2-4	0-0	2	0	0	0	0	0	4
C.J. Barksdale	9	1-1	1-1	1	0	0	0	1	0	3
TEAM				3						
Totals	200	18-57	19-30	46	20	7	11	4	6	59

3-Pointers.....VT 4 (Finney-Smith 2, Brown Green)
.....OSU 3 (Page 2, Brown)
Blocks.....VT 4 (Raines 3, Barksdale)
.....OSU 5 (Cobbins 2, Jurick 2, Nash)
Steals.....VT 6 (Brown 2, Davila, Green, Hudson, Raines)
.....OSU 3 (Brown 2, Guerrero)

Officials.....Driscoll, Higgins, Nance
Technical.....None
Attendance.....8,477

Percentages:
Oklahoma State FG%...40.8 3FG%...17.6 FT%...66.7
Virginia Tech FG%...31.6 3FG%...25.0 FT%...63.3

Oklahoma State	23	34	—	57
Virginia Tech	32	27	—	59

game 6

VIRGINIA TECH 73, ST. BONAVENTURE 64 NOV. 27, 2011 • 6 P.M. • BLACKSBURG, VA.

Erick Green scored 19 points and **Victor Davila** contributed mightily on both ends of the floor, as Virginia Tech downed St. Bonaventure in a non-conference Sunday night game at Cassell Coliseum.

With the victory, Tech moved to 5-1 overall on the season. St. Bonaventure fell to 2-2.

The Hokies overcame a sluggish first half in which they had as many turnovers (10) as baskets (10). But in the second half, Green scored 12 points and Davila added nine, as the Hokies gradually pulled away.

Tech opened a 40-30 lead in the second half on a dunk by **Cadarian Raines**, but the Bonnies (2-2) cut that lead to three on a 3-pointer by Michael Davenport with 7:31 left.

The Hokies then responded with two free throws from Green, and after a St. Bonaventure turnover, Tech's **Jarell Eddie** hit a 3-pointer to make it 53-45 with 6:48 left. St. Bonaventure got no closer than five points the rest of the game.

St. Bonaventure's Demetrius Conger led all players with 23 points in the game while Davenport added 13 in the loss.

ST. BONAVENTURE (2-2, 0-0 A-10)

Player	MP	FG	FT	TR	PF	A	TO	Blk	Stl	TP
Eric Mosely, g	12	0-5	0-0	3	1	2	2	0	1	0
Michael Davenport, g	34	5-15	2-2	5	4	2	1	0	1	13
Demetrius Conger, f	33	8-10	6-6	6	4	2	5	0	1	23
Da'Quan Cook, f	20	3-6	2-3	6	1	0	0	0	0	8
Andrew Nicholson, f	36	4-14	1-2	7	4	1	4	1	0	9
Charlon Kloof	28	1-2	0-0	1	3	3	0	0	0	3
Jordan Gathers	1	0-0	0-0	0	0	0	0	0	0	0
Youssou Ndoye	2	0-1	0-0	0	0	0	0	0	0	0
Chris Johnson	2	0-1	0-0	1	0	0	0	0	0	0
Matthew Wright	28	3-8	0-0	3	3	4	0	0	0	8
Jake Houseknecht	4	0-1	0-0	2	0	0	0	0	0	0
TEAM				2			1			
Totals	200	24-63	11-13	36	20	14	13	1	3	64

VIRGINIA TECH (5-1, 0-0 ACC)

Player	MP	FG	FT	TR	PF	A	TO	Blk	Stl	TP
Dorenzo Hudson, g	35	3-10	1-2	3	2	1	1	0	1	8
Erick Green, g	33	5-11	7-8	3	0	4	2	0	2	19
Victor Davila, f	30	3-5	3-4	4	4	1	1	1	2	11
Dorian Finney-Smith, f	30	5-8	3-3	2	3	0	2	0	1	13
Jarell Eddie, g	35	4-7	2-4	8	3	3	1	2	0	11
Robert Brown	14	1-2	2-2	2	1	4	1	1	0	5
Cadarian Raines	8	2-2	2-2	4	2	0	1	1	0	6
Tyrone Garland	7	0-1	0-0	0	0	0	0	0	0	0
C.J. Barksdale	8	0-1	0-0	2	2	0	0	1	0	0
TEAM				0			1			
Totals	200	23-47	20-25	28	17	13	10	6	6	73

3-Pointers.....VT 7
.....(Eddie 2, Green 2, Brown, Finney-Smith, Hudson)
.....SBU 5 (Wright 2, Conger, Davenport, Kloof)
Blocks.....VT 6 (Finney-Smith 2, Barksdale, Brown, Eddie, Raines)
.....SBU 1 (Nicholson)
Steals.....VT 6 (Eddie 2, Green 2, Davila, Hudson)
.....SBU 3 (Conger, Davenport, Mosley)

Officials.....Dorsey, Clinton, CLark
Technical.....None
Attendance.....8,710

Percentages:
St. Bonaventure FG%...38.1 3FG%...31.3 FT%...84.6
Virginia Tech FG%...48.9 3FG%...46.7 FT%...80.0

St. Bonaventure	21	43	—	64
Virginia Tech	25	48	—	73

game 7

MINNESOTA 58, VIRGINIA TECH 55 NOV. 30, 2011 • 8:15 P.M. • MINNEAPOLIS, MINN.

Virginia Tech fell to Minnesota, 58-55, in the Big Ten/ACC Challenge in Williams Arena on Wednesday night. Tech is now 5-2 on the season, while Minnesota improves to 7-1 overall.

Tech fell behind early, but fought back and took a 28-25 lead going into intermission. The Hokies and Golden Gophers battled back and forth throughout the second half, before Minnesota took a 56-55 lead with 18 seconds remaining on a pair of free throws by Julian Welch. Welch made two more free throws with 6.4 seconds remaining to give the Golden Gophers the lead, 58-56. Erick Green, who had been knocked off the elevated court in William Arena in the final half minute of action, attempted to hit a game tying three-pointer at the buzzer, but the ball spun off the rim and Minnesota claimed the victory.

Green scored a career-high 25 points to lead all scorers. Robert Brown added 13 points and Victor Davila scored 10 points and grabbed seven rebounds. Welch led the Golden Gophers with 15 points. Green made four of eight from three-point range and handed-out a team-high four assists without committing a turnover. He suffered a bruised shoulder on the fall, but was able to return for the final seconds of play.

Tech out rebounded Minnesota, 32-30, but shot just 37.7 percent from the floor. The Hokies made all seven free throw attempts, but just two came in the second half.

VIRGINIA TECH (5-2, 0-0 ACC)

Player	MP	FG	FT	TR	PF	A	TO	Blk	Stl	TP
Dorezo Hudson, g	25	0-4	0-0	3	2	3	2	1	1	0
Erick Green, g	38	9-18	3-3	4	2	4	0	1	1	25
Victor Davila, f	33	4-9	2-2	7	1	0	2	0	0	10
Dorian Finney-Smith, f	32	1-5	0-0	6	3	1	1	1	1	3
Jarell Eddie, f	34	1-5	2-2	3	3	0	3	0	0	4
Robert Brown	25	5-10	0-0	1	4	3	2	0	2	13
Cadarian Raines	7	0-1	0-0	1	0	0	1	0	1	0
Tyrone Garland	3	0-1	0-0	0	1	1	0	0	0	0
C.J. Barksdale	3	0-0	0-0	0	1	0	0	0	0	0
TEAM				7						
Totals	200	20-53	7-7	32	17	12	12	3	6	55

MINNESOTA (7-1, 0-0 Big Ten)

Player	MP	FG	FT	TR	PF	A	TO	Blk	Stl	TP
Julian Welch, g	32	5-6	4-4	2	2	4	4	0	2	15
Andre Hollins, g	28	2-8	2-2	2	3	3	1	0	1	6
Austin Hollins, g	24	2-8	0-1	2	1	2	0	1	2	4
Rodney Williams, f	38	6-7	2-4	8	2	1	2	2	1	24
Elliot Eliason, c	32	4-6	0-0	7	2	2	0	2	0	8
Oto Osenieks	2	0-2	0-0	0	0	0	0	0	0	0
Joe Coleman	7	0-2	0-0	2	0	0	0	0	1	0
Maverick Ahanmisi	12	0-2	0-0	3	1	3	1	0	0	0
Chip Armelin	17	4-6	0-4	2	1	2	2	0	0	9
Andre Ingram	8	1-1	0-0	0	0	0	0	0	1	2
TEAM				1						
Totals	225	24-48	8-15	30	12	17	9	5	9	58

3-Pointers.....VT 8 (Green 4, Brown 3, Finney-Smith)
..... Minnesota 2 (Armelin, Welch)

Blocks..... VT 3 (Finney-Smith, Green Hudson)
..... Minnesota 5 (Eliason 2, Williams 2, Au, Hollins)

Steals.....VT 6 (Brown 2, Finney-Smith, Green, Hudson, Raines)
..... Minnesota 9 (Au, Hollins 2, Welch 2, Williams 2,
..... Coleman, An. Hollins, Ingram)

Officials.....Wymer, Burr, Janssen
Technical.....None
Attendance.....10,487

Percentages:	FG%	3FG%	FT%
Virginia Tech	36.2	23.8	57.9
Minnesota	34.5	14.3	71.4
Virginia Tech	28	27	55
Minnesota	25	33	58

game 8

KANSAS STATE 69, VIRGINIA TECH 61 DEC. 4, 2011 • 5:30 P.M. • BLACKSBURG, VA.

Kansas State's Jamar Samuels scored 15 of his 17 points and grabbed 13 of his 14 rebounds in the second half to lead the Wildcats past Virginia Tech 69-61 in a non-conference game played Sunday night at Cassell Coliseum.

With the loss, Tech fell to 5-3 overall on the season. Kansas State moved to 5-0 overall.

The Hokies, behind solid play from Cadarian Raines, C.J. Barksdale and Robert Brown – they scored six points each – led 28-22 at halftime, but the Wildcats opened the second half with a 12-2 run to take a lead they never would relinquish.

The Hokies struggled from the floor in the second half, connecting on 10 of 32 from the floor (31.3 percent). They shot just 33.8 percent for the game.

In contrast, Kansas State shot 57.7 percent in the second half and 41.8 percent for the game.

Brown paced the Hokies with 15 points, hitting just 6-of-17 from the floor. Erick Green had 14 points and seven rebounds, but made just 4-of-17 from the floor.

Southwell had 11 points for the Wildcats. Thomas Gipson, Will Spradling and Jordan Henriquez finished with nine points each.

KANSAS STATE (5-0, 0-0 BIG 12)

Player	MP	FG	FT	TR	PF	A	TO	Blk	Stl	TP
Martavious Irving, g	14	1-3	4-4	1	4	2	3	0	3	6
Rodney McGruder, g	28	2-8	3-5	5	1	0	3	0	0	7
Will Spradling, g	38	2-8	3-4	3	4	3	0	0	2	9
Jamar Samuels, f	28	7-8	3-6	14	2	0	0	0	0	17
Thomas Gipson, f	22	4-9	1-3	6	2	0	1	0	0	9
Shane Southwell	20	3-6	4-6	3	0	1	0	1	0	11
Victor Ojeleye	1	0-0	0-0	1	0	0	0	0	0	0
Nino Williams	2	0-2	0-0	1	1	0	0	0	0	0
Angel Rodriguez	19	0-4	1-2	2	2	4	2	0	3	1
Jordan Henriquez	26	4-6	1-3	4	2	0	3	5	0	9
Jeremy Jones	2	0-1	0-0	0	0	0	0	0	0	0
TEAM				2						
Totals	200	23-55	20-33	42	18	10	12	6	8	69

VIRGINIA TECH (5-3, 0-0 ACC)

Player	MP	FG	FT	TR	PF	A	TO	Blk	Stl	TP
Dorezo Hudson, g	25	3-9	1-5	4	4	0	1	0	0	7
Erick Green, g	36	4-17	0-3	7	2	3	3	0	1	14
Victor Davila, f	17	0-2	0-0	1	3	0	0	1	0	1
Dorian Finney-Smith, f	25	3-7	0-0	7	5	1	1	0	1	6
Jarell Eddie, f	27	1-5	0-0	5	3	0	2	0	0	4
Robert Brown	31	6-17	2-10	3	4	1	1	2	15	
Cadarian Raines	15	3-6	0-0	5	5	0	2	2	1	6
Marquis Rankin	7	1-1	0-0	1	0	1	0	0	2	
C.J. Barksdale	17	1-1	0-0	4	1	0	2	1	1	6
TEAM				8						
Totals	200	22-65	14-21	45	27	6	13	5	6	61

3-Pointers.....VT 3 (Brown 2, Hudson)
..... K-State 3 (Spradling 2, Southwell)

Blocks..... VT 5 (Raines 2, Barksdale, Brown, Davila)
..... K-State 6 (Henriquez 5, Southwell)

Steals.....VT 6 (Brown 2, Barksdale, Finney-Smith, Green, Raines)
..... K-State 8 (Irving 3, Rodriguez 3, Spradling 2)

Officials.....Cahill, Corbin, Caldwell
Technical.....None
Attendance.....8,782

Percentages:	FG%	3FG%	FT%
Kansas State	41.8	23.1	60.6
Virginia Tech	33.8	16.7	66.7
Kansas State	22	47	69
Virginia Tech	28	33	61

game 9

VIRGINIA TECH 78, RHODE ISLAND 67 DEC. 7, 2011 • 7 P.M. • KINGSTON, R.I.

Virginia Tech defeated the University of Rhode Island, 78-67, in basketball action Wednesday night in the Ryan Center on the URI campus. The Hokies improve to 6-3 on the season, while URI falls to 1-8 overall.

Tech shot 54.5 percent from the field for the game, including 65.4 percent in the second half. The Hokies made 11 of their 13 free throw attempts and were good on seven of 16 three-point attempts.

The Hokies fell behind early, 7-0, but took a 28-27 lead into the intermission. Tech fell behind once again to open the second half, but went on a 33-20 run in the middle of the second period, taking a 61-51 lead with 5:33 remaining on a three-pointer by Jarell Eddie. Tech stretched the lead to as many 12 points before claiming the 78-67 victory.

Erick Green, who did not start due to a coach's decision, came off the bench to score 24 points to lead all scorers. Tech had four players in double figures, including 15 points by Eddie and a career-high 12 points by Cadarian Raines. Dorian Finney-Smith added 11 points for the Hokies. Nikola Malesevich scored 23 points to lead the Rams.

With Green and Raines' big nights, the Hokie bench outscored URI's substitutes, 44-8. Tech out rebounded the Rams, 33-29.

VIRGINIA TECH (6-3, 0-0 ACC)

Player	MP	FG	FT	TR	PF	A	TO	Blk	Stl	TP
Dorezo Hudson, g	22	2-6	4-4	3	4	4	1	0	0	8
Marquis Rankin, g	12	0-0	0-0	0	2	1	1	0	0	0
Victor Davila, f	13	0-0	0-0	1	1	0	2	1	1	0
Dorian Finney-Smith, f	35	4-11	1-2	6	3	3	4	3	0	11
Jarell Eddie, f	23	5-6	2-2	6	4	2	0	1	1	15
Robert Brown	19	1-5	0-0	1	2	3	1	0	1	2
Cadarian Raines	25	6-8	0-0	4	2	1	1	0	3	12
Erick Green	33	10-14	2-3	2	2	1	1	0	3	24
Tyrone Garland	1	0-0	0-0	0	0	0	0	0	0	0
C.J. Barksdale	17	2-3	2-2	7	0	2	2	0	0	6
TEAM				3			1			
Totals	200	30-55	11-13	33	20	17	14	5	9	78

RHODE ISLAND (1-8, 0-0 A-10)

Player	MP	FG	FT	TR	PF	A	TO	Blk	Stl	TP
Jamal Wilson, g	36	4-16	3-4	3	2	1	1	0	0	11
Mike Powell, g	35	1-6	7-8	5	2	5	0	0	2	9
Orion Outerbridge, f	32	3-7	0-0	2	1	0	0	2	0	6
Nikola Malesevich, f	36	7-14	8-8	4	1	1	0	2	2	23
Jonathan Holton, f	27	4-6	2-2	7	5	1	5	0	0	10
Dominique McKoy	12	1-2	0-0	0	0	1	2	0	0	2
Rayvon Harris	3	0-1	0-0	1	0	0	1	0	0	0
Levan Shengelia	8	1-1	1-2	0	1	1	2	0	0	3
Ryan Brooks	8	0-0	0-0	2	0	0	0	0	1	0
Anthony Malhoit	3	1-2	0-0	0	0	0	0	0	0	3
TEAM				5						
Totals	200	22-55	21-24	29	12	10	11	4	5	67

3-Pointers.....VT 7 (Eddie 3, Finney-Smith 2, Green 2)
..... URI 2 (Malesevich, Malhoit)

Blocks.....VT 5 (Finney-Smith 3, Davila, Eddie)
..... PSU 2 (Malesevich, Outerbridge)

Steals.....VT 9 (Green 3, Raines 3, Brown, Davila, Eddie)
..... URI 5 (Malesevich 2, Powell 2, Brooks)

Officials.....Styons, Gladden, Dawkins
Technical.....None
Attendance.....3,982

Percentages:	FG%	3FG%	FT%
Virginia Tech	54.5	43.8	84.6
Rhode Island	40.0	18.2	87.5
Virginia Tech	28	50	78
Rhode Island	27	40	67

2011-2012 GAME-BY-GAME

game 10

VIRGINIA TECH 73, NORFOLK STATE 60 DEC. 11, 2011 • 2 P.M. • BLACKSBURG, VA.

Jarell Eddie scored a career-high 24 points and grabbed seven rebounds to lift Virginia Tech past Norfolk State, 73-60. Eddie made 6-of-9 from the floor and hit a career-high five 3-pointers. He also connected on all seven of his free-throw attempts. His previous career high came last season against Wake Forest when he scored 17 in a win in Winston-Salem, N.C.

The Hokies trailed for much of the first half, but Eddie scored six points in a 10-0 Tech run late in the first half that gave the Hokies the lead for good.

The Spartans, who have quality victories over Drexel and TCU and lost to nationally ranked Marquette by just two points, kept the game close throughout and cut the lead to 65-59 on Chris McEachin's 3-pointer with 2:58 left in the game. But Tech's Dorenzo Hudson hit a free throw with 2:05 left to make it 66-59. After McEachin missed a 3-pointer for NSU with 1:40 to go, Eddie put the game away, draining his final 3-pointer with 1:07 remaining to push the Hokies' lead back to 10.

Erick Green finished with 12, while Cadarian Raines came off the bench to score 10 points and grab seven rebounds for Tech.

Norfolk State shot 48.9 percent from the floor (22-of-45). But the Spartans hurt themselves with nine second-half turnovers. O'Quinn, NSU's leading scorer, spent most of the second half on the bench in foul trouble before fouling out with 4:11 left.

NORFOLK STATE (6-4, 0-0 MEAC)

Player	MP	FG	FT	TR	PF	A	TO	Bk	Stl	TP
Pendarvis Williams, g	33	4-7	3-3	4	2	1	3	1	0	14
Rodney McCauley, g	14	0-3	0-0	0	3	2	1	0	0	0
Marcos Tamares, f	33	2-6	2-2	2	4	1	3	2	1	6
Chris Mceachin, f	36	6-12	4-5	8	2	2	2	0	1	18
Kyle O'Quinn, c	29	7-10	0-2	8	5	2	0	2	0	14
Kieyvyn Lila-St. Rose	1	0-0	0-0	0	0	0	0	0	0	0
Jamel Fuentes	17	2-4	2-5	2	1	1	1	0	1	6
Reggie Revels	2	0-0	0-0	0	0	0	0	0	0	0
Jordan Weathers	4	0-0	0-0	0	0	0	0	0	0	0
Brandon Goode	2	0-0	0-0	0	0	0	2	0	0	0
Brandon Wheelless	15	1-2	0-0	0	1	0	1	0	0	2
Riley Maye	3	0-0	0-0	0	0	1	0	0	0	0
A.J. Rogers	11	0-1	0-0	2	0	0	0	2	0	0
TEAM				2						
Totals	200	22-45	11-17	28	18	10	13	7	3	60

VIRGINIA TECH (7-3, 0-0 ACC)

Player	MP	FG	FT	TR	PF	A	TO	Bk	Stl	TP
Dorenzo Hudson, g	33	3-10	1-2	2	2	1	1	0	0	7
Erick Green, g	36	4-10	3-3	4	4	1	1	0	3	12
Jarell Eddie, g	33	6-9	7-7	7	1	1	2	0	1	24
Victor Davila, f	13	2-5	2-2	0	2	0	0	0	1	6
Dorian Finney-Smith, f	33	3-9	0-1	5	2	2	3	1	0	6
Robert Brown	14	1-5	2-2	5	1	1	0	1	0	5
Cadarian Raines	23	5-7	0-1	7	3	2	1	1	0	10
Marquis Rankin	7	0-2	0-0	1	0	2	1	0	0	0
C.J. Barksdale	8	1-2	1-2	3	1	0	0	0	0	3
TEAM				2						
Totals	200	25-59	16-20	36	16	10	9	3	5	73

3-Pointers.....VT 7 (Eddie 5, Brown, Green)
.....NSU 5 (Williams 3, Mceachin 2)
Blocks.....VT 3 (Brown, Finney-Smith, Raines)
.....NSU 7 (O'Quinn 2, Rogers 2, Tamares 2, Williams)
Steals.....VT 5 (Green 3, Davila, Eddie)
.....NSU 3 (Fuentes, Mceachin, Tamares)

Officials.....Nestor, Clinton, Humes
Technical.....None
Attendance.....8,869

Percentages:
Norfolk State FG%...48.9 3FG%...35.7 FT%...64.7
Virginia Tech FG%...42.4 3FG%...46.7 FT%...80.0

Norfolk State	34	26	—	60
Virginia Tech	39	34	—	73

game 11

VIRGINIA TECH 85, CAMPBELL 60 DEC. 17, 2011 • 4 P.M. • BLACKSBURG, VA.

Virginia Tech opened the second half with a 15-0 run to break open a close game and roll past Campbell 85-60 in a non-conference game at Cassell Coliseum.

The Hokies led just 32-29 at halftime after shooting only 37 percent from the floor. But Tech opened the second half by hitting six of its first seven shots, as Jarell Eddie heated up following a scoreless first half. Eddie scored seven of Tech's 15 points in that run, and his basket with 15:19 left in the game capped the run, giving the Hokies a 47-29 lead.

Tech continued its hot shooting throughout the second half. The Hokies shot 73.1 percent in the final 20 minutes and 54.7 percent for the game – its second-best shooting performance of the season.

In contrast, Campbell struggled from the floor in the first five minutes of the second half. The Fighting Camels missed three shots and turned the ball over four times on their first seven possessions of the second half. Their first basket in the final 20 minutes came at the 14:46 mark, and Campbell shot just 41.9 percent in the second half (44.1 for the game).

Dorenzo Hudson and Victor Davila both snapped shooting slumps for Tech, leading the Hokies in scoring with 15 points each. Hudson hit 5-of-11 from the floor, including 2-of-4 from beyond the 3-point arc.

CAMPBELL (8-3, 2-0 Big South)

Player	MP	FG	FT	TR	PF	A	TO	Bk	Stl	TP
Trey Freeman, g	30	8-12	0-1	2	3	0	2	0	0	16
Rico Ferguson, g	21	1-4	1-3	1	4	0	2	0	0	3
Darren White, g	29	6-9	1-3	4	1	1	2	1	1	14
Anthony Horton, f	18	0-6	0-0	3	3	0	2	1	1	0
Eric Griffin, f	36	6-11	3-3	6	2	1	3	1	2	15
Amir Celestin	11	1-4	0-0	1	1	1	2	0	1	2
Marvel Harris	19	2-4	0-0	5	1	2	2	0	0	4
Andrew Ryan	15	1-5	0-0	1	2	4	0	0	0	2
Jihad Wright	5	1-1	1-2	0	0	0	0	0	0	3
Lorne Merthie	9	0-2	0-0	1	2	1	0	0	0	0
Antonio Kalpic	7	0-1	1-2	2	0	0	0	0	0	1
TEAM				7						
Totals	200	26-59	7-14	33	19	10	15	3	5	60

VIRGINIA TECH (8-3, 0-0 ACC)

Player	MP	FG	FT	TR	PF	A	TO	Bk	Stl	TP
Dorenzo Hudson, g	26	5-11	3-4	1	1	3	4	0	1	15
Erick Green, g	29	3-4	6-6	2	3	6	1	0	2	12
Jarell Eddie, g	26	5-7	0-0	8	1	1	0	0	1	11
Victor Davila, f	21	6-9	3-3	3	3	0	1	0	1	15
Dorian Finney-Smith, f	30	2-6	4-6	4	2	2	1	1	0	10
Robert Brown	16	1-3	3-4	1	0	3	0	1	0	5
Cadarian Raines	17	2-4	1-2	3	5	1	1	0	1	5
Marquis Rankin	14	2-4	0-0	0	1	1	0	0	1	4
Joey Racer	3	0-2	0-0	1	0	0	1	0	0	0
Will Johnston	3	0-0	0-0	0	0	0	0	0	0	0
C.J. Barksdale	15	3-3	2-2	2	0	0	0	1	0	8
TEAM				2						
Totals	200	29-53	22-27	27	16	17	9	3	7	85

3-Pointers.....VT 5 (Finney-Smith 2, Hudson 2, Eddie)
.....Campbell 1 (White)
Blocks.....VT 3 (Barksdale, Brown, Finney-Smith)
.....Campbell 3 (Griffin, Horton, White)
Steals.....VT 7 (Green 2, Eddie, Davila, Hudson, Raines, Rankin)
.....Campbell 5 (Griffin 2, Celestin, Horton, White)

Officials.....Corbin, Heater, Comer
Technical.....None
Attendance.....8,854

Percentages:
Campbell FG%...44.1 3FG%...8.3 FT%...50.0
Virginia Tech FG%...54.7 3FG%...41.7 FT%...81.5

Campbell	29	31	—	60
Virginia Tech	32	53	—	85

game 12

VIRGINIA TECH 84, NORTH FLORIDA 55 DEC. 19, 2011 • 7 P.M. • BLACKSBURG, VA.

Dorenzo Hudson scored 16 points to help Virginia Tech win its fourth straight game in an 84-55 decision over North Florida in non-conference action.

The Hokies broke open a close contest with an 8-0 run to close the first half. Jarell Eddie's 3-pointer with 3 seconds left – his only points of the half – gave Tech a 40-31 halftime lead.

Tech used a 19-5 run over a 7-minute stretch in the second half to put the game away. Erick Green and Robert Brown combined to score 13 of the 19 points in that run for the Hokies. Tech went on to lead by as many as 29 points in the game and shot 61.3 percent in the final 20 minutes (19 of 31).

North Florida, which has played a brutal schedule that includes Alabama, Florida, Miami, Ohio State and Kansas State, struggled to take care of the ball against Tech's man-to-man defense. The Ospreys committed 16 turnovers, and they shot just 37.5 percent from the floor in the second half.

Hudson, who snapped out of a shooting slump in the Hokies' previous game against Campbell, connected on 6 of 10 from the floor to pace a Tech team that shot 55.2 percent for the game (32 of 58). It marked the fifth time this season that the Hokies have shot better than 50 percent.

Brown added 14 points for the Hokies, hitting 6 of 10 from the floor, including 2 of 4 from beyond the 3-point arc. Dorian Finney-Smith also had 14 and hit two 3-pointers, as the Hokies made seven treys for the game. Green finished with 12.

NORTH FLORIDA (5-7, 1-0 A-Sun)

Player	MP	FG	FT	TR	PF	A	TO	Bk	Stl	TP
Will Wilson, g	18	0-1	0-0	2	0	3	1	0	0	0
Jerron Granberry, g	24	2-4	0-0	1	1	0	3	0	2	6
Charles McCoy, f	19	1-7	0-0	2	0	1	1	0	2	2
Andy Diaz, f	14	2-4	0-0	2	0	2	0	0	0	4
David Jeune, f	17	0-3	1-2	1	3	1	0	0	0	1
Travis Wallace	21	6-10	1-2	6	1	0	1	1	0	13
Parker Smith	21	3-7	0-0	2	2	0	1	0	0	9
Jimmy Williams	22	1-5	2-4	1	2	3	5	0	0	4
Matt Sauey	28	4-7	3-6	6	0	1	0	1	0	11
Fred Landers	16	2-3	1-1	2	2	0	0	0	0	5
TEAM				2						
Totals	200	21-51	8-15	25	13	9	16	2	4	55

VIRGINIA TECH (9-3, 0-0 ACC)

Player	MP	FG	FT	TR	PF	A	TO	Bk	Stl	TP
Dorenzo Hudson, g	27	6-10	3-3	3	1	1	1	0	0	16
Erick Green, g	34	5-8	2-2	1	0	8	2	0	2	12
Jarell Eddie, g	19	3-6	0-0	4	4	0	1	1	0	8
Victor Davila, f	16	4-6	0-1	2	3	1	2	1	1	8
Dorian Finney-Smith, f	28	3-5	6-6	7	2	4	2	0	2	14
Robert Brown	22	6-10	0-0	3	1	1	0	2	2	14
Cadarian Raines	18	2-6	0-2	11	1	0	1	3	0	4
Marquis Rankin	16	0-3	0-0	2	2	4	0	0	2	0
Joey Racer	2	0-1	0-0	0	0	0	0	0	0	0
Will Johnston	2	0-1	0-0	0	0	0	0	0	0	0
C.J. Barksdale	16	3-3	2-2	2	1	0	2	0	2	8
TEAM				2						
Totals	200	32-59	13-16	37	15	19	12	5	11	84

3-Pointers.....VT 7 (Brown 2, Eddie 2, Finney-Smith 2, Hudson)
.....North Florida 5 (Smith 3, Granberry 2)
Blocks.....VT 5 (Raines 3, Davila, Eddie)
.....North Florida 2 (Sauey, Wallace)
Steals.....VT 11 (Barksdale 2, Brown 2, Finney-Smith 2,
.....Green 2, Rankin 2, Davila)
.....North Florida 4 (Granberry 2, McRoy 2)

Officials.....Natili, Caldwell, Testa
Technical.....None
Attendance.....8,818

Percentages:
North Florida FG%...41.2 3FG%...31.3 FT%...53.3
Virginia Tech FG%...54.2 3FG%...41.2 FT%...81.3

North Florida	31	24	—	55
Virginia Tech	40	44	—	84

game 13

VIRGINIA TECH 71, EASTERN MICHIGAN 50 DEC. 22, 2011 • 7 P.M. • BLACKSBURG, VA.

Erick Green scored 12 points to lead Virginia Tech to a 71-50 non-conference victory over Eastern Michigan at Cassell Coliseum.

The Hokies head into the Christmas holiday having won five straight games and now take eight days off before a New Year's Eve date at Oklahoma State.

Tech put things away in this one by finishing the first half with a 16-0 run and then scoring the first six points of the second half for a 22-0 burst spanning both halves. Eastern Michigan's Kamil Janton scored with 11:22 left in the first half to cut the Virginia Tech lead to 11-9, but Green started the Hokies' run with a free throw at the 7:06 mark. The Hokies' point guard scored half of Virginia Tech's final 16 first-half points, as the Hokies took a 27-9 lead at the break.

Eastern Michigan, playing its sixth straight road game – which has included trips to Syracuse and Purdue – made just three shots in the first half and missed its final 10 shots. Spanning both halves, the Eagles went scoreless for 13:38 and ended the drought on Darrell Lampley's two free throws with 17:44 left in the game.

Cadarian Raines added 10 points for the Hokies, while Robert Brown finished with nine. C.J. Barksdale had a game-high 10 rebounds.

Lampley and Antonio Green scored 13 points each to lead the Eagles, who shot a season-low 28.1 percent from the floor (16 of 57). That also marked the lowest shooting percentage by a Virginia Tech opponent this season.

EASTERN MICHIGAN (5-7, 0-0 MAC)

Player	MP	FG	FT	TR	PF	A	TO	Blk	Stl	TP
Antonio Green, g	31	5-13	0-0	3	3	1	0	1	1	13
Quintin Dailey, g	19	1-4	0-0	1	1	0	1	0	1	2
Darrell Lampley, g	32	4-17	3-3	2	2	3	3	0	2	13
Jamell Harris, f	15	0-1	4-4	6	4	0	2	1	1	4
Da'Shonte Riley, c	22	0-4	2-2	3	3	0	2	2	2	2
Austin Harper	21	3-7	2-2	0	1	1	1	0	0	9
Derek Thompson	13	0-3	0-0	2	2	0	1	0	0	0
Antoine Chamdler	5	0-1	0-0	0	0	1	0	0	0	0
Anthony Strickland	19	0-1	0-0	2	1	1	1	0	0	0
Matt Balkema	11	1-2	1-2	2	2	0	1	0	0	3
Kamil Janton	12	2-4	0-0	4	0	0	0	0	0	4
TEAM				6			1			
Totals	200	16-57	12-13	31	19	7	13	4	7	50

VIRGINIA TECH (10-3, 0-0 ACC)

Player	MP	FG	FT	TR	PF	A	TO	Blk	Stl	TP
Dorenzo Hudson, g	22	3-9	2-2	2	0	3	2	0	2	8
Erick Green, g	23	4-6	4-5	3	0	4	3	0	0	12
Jarell Eddie, g	24	2-3	1-2	7	4	1	1	0	1	6
Victor Davila, f	25	2-5	1-3	4	1	2	2	1	1	5
Dorian Finney-Smith, f	31	1-6	4-6	8	2	4	2	1	2	6
Robert Brown	17	3-6	0-0	0	1	0	0	0	0	9
Cadarian Raines	16	3-4	4-4	4	3	1	0	0	0	10
Marquis Rankin	18	2-3	0-0	0	0	1	2	1	0	6
Joey Racer	3	0-2	0-0	2	0	0	1	0	0	0
Will Johnston	3	1-2	0-0	0	0	0	0	0	0	3
C.J. Barksdale	18	3-7	0-0	10	0	2	1	0	1	6
TEAM				3						
Totals	200	24-53	16-22	43	11	17	15	2	7	71

3-Pointers.....VT 7 (Brown 3, Rankin 2, Eddie, Johnston)
.....EMU 6 (Green 3, Lampley 2, Harper)
Blocks.....VT 2 (Finney-Smith, Rankin)
.....EMU 4 (Riley 2, Green, Harris)
Steals.....VT 7 (Finney-Smith 2, Hudson 2, Barksdale, Eddie, Davila)
.....EMU 7 (Lampley 2, Riley 2, Dailey, Green, Harris)

Officials.....Dorsey, Kelly, Tyburski
Technicals.....None
Attendance.....9,563

Percentages:
Eastern Michigan FG%....28.1 3FG%....24.0 FT%....92.3
Virginia Tech FG%....45.3 3FG%....31.8 FT%....72.7

Eastern Michigan 9 41 — 50
Virginia Tech 27 44 — 71

game 14

VIRGINIA TECH 67, OKLAHOMA ST. 61 DEC. 31, 2011 • NOON • STILLWATER, OKLA.

Virginia Tech defeated Oklahoma State, 67-61, in Gallagher-Iba Arena, on the Cowboy's campus as the Hokies are now 11-3 overall, while OSU falls to 7-6 on the season.

The Hokies jumped out to an eight-point lead early in the first half and took a 28-23 lead into intermission. The Cowboys opened in the second half on a 19-9 run and led 44-37 with 13:03 remaining. Tech then went on a 19-3 run over the next seven minutes and took a 56-47 lead on a lay-up by Robert Brown with 6:18 remaining to play.

OSU fought back and tied the game, 61-61 with 2:02 to play. Virginia Tech did not allow the Pokes to score for the remainder of the contest. Tech scored its final field goal of the game with 5:43 remaining, a jumper by Brown, but made all seven of their free throw attempts down the stretch to secure the win.

Dorenzo Hudson led the Hokies with 18 points and Erick Green added 16 points in the win. With his 18 points, Hudson reached the 1,000-career points mark at Virginia Tech. He now has 1,006 points as a Hokie. Dorian Finney-Smith grabbed 10 rebounds and Jarell Eddie added nine points and seven rebounds. Keiton Page led all scorers with 21 points and Brian Williams added 14 points in the loss for OSU.

VIRGINIA TECH (11-3, 0-0 ACC)

Player	MP	FG	FT	TR	PF	A	TO	Blk	Stl	TP
Dorenzo Hudson, g	34	5-10	6-6	5	1	0	1	0	0	18
Erick Green, g	37	6-17	3-3	7	2	3	4	0	1	16
Dorian Finney-Smith, f	28	1-5	0-0	10	3	1	4	0	1	2
Jarell Eddie, f	25	4-9	0-0	7	2	0	0	0	0	9
Victor Davila, c	22	2-4	4-5	3	2	1	1	1	1	8
Robert Brown	19	4-9	0-1	4	2	1	1	0	0	8
Cadarian Raines	18	2-4	0-0	4	1	0	4	1	0	4
Marquis Rankin	5	0-0	0-0	0	0	0	0	0	0	0
C.J. Barksdale	12	0-1	2-2	3	1	0	0	0	0	2
TEAM				4			1			
Totals	200	24-59	15-17	47	14	6	16	2	3	67

OKLAHOMA STATE (7-6, 0-0 BIG 12)

Player	MP	FG	FT	TR	PF	A	TO	Blk	Stl	TP
Keiton Page, g	36	8-21	0-0	1	4	3	2	0	2	21
Markel Brown, g	8	1-4	0-0	0	0	0	1	0	0	2
Jean-Paul Olukemi, f	18	3-7	1-1	4	0	0	2	0	0	8
Le'Bryan Nash, f	33	1-6	2-4	4	2	1	4	0	1	4
Phillip Jurick, c	25	2-2	1-2	5	3	3	1	3	1	5
Cezar Guerrero	24	1-5	2-2	3	5	2	1	0	1	5
Brian Williams	33	6-9	1-2	4	2	0	0	0	1	14
Marek Soucek	2	0-0	0-0	0	0	0	0	0	0	0
Michael Cobbins	21	1-1	0-0	3	1	0	1	0	0	2
TEAM										
Totals	200	23-55	7-11	24	17	9	12	3	6	61

3-Pointers.....VT 4 (Hudson 2, Eddie, Green)
.....OSU 8 (Page 5, Guerrero, Olukemi, Williams)
Blocks.....VT 2 (Davila, Raines)
.....OSU 3 (Jurick 3)
Steals.....VT 3 (Davila, Finney-Smith, Green)
.....OSU 6 (Page 2, Guerrero, Jurick, Nash, Williams)

Officials.....Simmons, Kersey, Corbin
Technicals.....None
Attendance.....12,500

Percentages:
Virginia Tech FG%....40.7 3FG%....25.0 FT%....88.2
Oklahoma State FG%....41.6 3FG%....36.4 FT%....63.6

Virginia Tech 28 39 — 67
Oklahoma State 23 38 — 61

game 15

WAKE FOREST 58, VIRGINIA TECH 55 JAN. 7, 2012 • NOON • WINSTON-SALEM, N.C.

Virginia Tech rallied from an eight-point second-half deficit to take the lead with a little more than a minute to play, but Wake Forest's C.J. Harris buried a 3-pointer with 18 seconds left to lift the Demon Deacons past the Hokies 58-55 in the ACC opener for both teams.

With the loss, Tech fell to 11-4 overall, 0-1 in the league. Wake Forest moved to 10-5, 1-0, and snapped a five-game losing skid to the Hokies.

Tech started slowly, trailing by as many as 13 in the first half and by seven with 7:13 remaining in the game. But the Hokies rallied, taking their first lead, 53-52, on a 3-pointer by Jarell Eddie with 1:20 left.

On Wake's next possession, Harris canned a 3-pointer with 1:05 remaining to give the Demon Deacons a 55-53 lead. That lead lasted only 19 seconds, as Tech's Erick Green hit a jumper with 46 seconds to go that tied the game at 55.

But Harris answered again for the Demon Deacons. Using a screen, he nailed a 3-pointer with 18 seconds left to give Wake a 58-55 lead.

Green paced the Hokies with 19 points, hitting 9 of 18 from the floor. He also tied a career high with seven rebounds. Eddie added 12 points for Tech, which shot 39.7 percent from the floor.

Harris had 13 points to lead the Demon Deacons, while McKie finished with 12 points and 15 rebounds.

VIRGINIA TECH (11-4, 0-1 ACC)

Player	MP	FG	FT	TR	PF	A	TO	Blk	Stl	TP
Victor Davila, f	28	3-4	2-4	7	2	0	1	0	0	8
Dorian Finney-Smith, f	33	0-1	0-0	7	1	0	0	0	2	0
Jarell Eddie, f	18	4-7	0-0	3	4	0	4	1	0	12
Dorenzo Hudson, g	33	4-13	0-0	2	1	3	2	1	1	8
Erick Green, g	37	9-18	0-0	7	3	6	3	1	2	19
Robert Brown	23	2-6	1-2	0	1	1	0	0	1	6
Cadarian Raines	12	0-2	0-0	2	1	0	1	0	1	0
Marquis Rankin	9	1-6	0-0	1	1	0	0	0	0	2
C.J. Barksdale	7	0-1	0-0	1	0	0	0	0	0	0
TEAM				1						
Totals	200	23-58	3-6	31	14	10	10	4	7	55

WAKE FOREST (10-5, 1-0 ACC)

Player	MP	FG	FT	TR	PF	A	TO	Blk	Stl	TP
Nikita Mescheriakov, f	28	2-6	4-6	10	2	1	4	1	1	9
Travis McKie, f	35	6-14	0-1	15	3	1	3	0	0	12
Ty Walker, c	24	1-4	2-2	2	0	2	2	1	1	4
Tony Chennault, g	28	3-8	0-0	4	1	1	2	0	1	7
C.J. Harris, g	39	3-8	4-4	5	1	4	2	0	0	13
Daniel Green	5	0-0	0-0	0	1	0	0	0	0	0
Chase Fischer	25	3-7	0-0	0	1	1	1	0	0	8
Carson Desrosiers	16	2-5	0-0	1	3	3	1	4	0	5
TEAM				5			1			
Totals	200	20-52	10-13	42	12	13	16	6	3	58

3-Pointers.....VT 6 (Eddie 4, Brown, Green)
.....WF 8 (Harris 3, Fischer 2, Chennault, Desrosiers, Mescheriakov)
Blocks.....VT 4 (Eddie, Green, Hudson, Raines)
.....WF 6 (Desrosiers 4, Mescheriakov, Walker)
Steals.....VT 7 (Finney-Smith 2, Green 2, Brown, Hudson, Raines)
.....WF 3 (Chennault, Mescheriakov, Walker)

Officials.....Luckie, Eades, Kelly
Technicals.....None
Attendance.....10,037

Percentages:
Virginia Tech FG%....39.7 3FG%....27.3 FT%....50.0
Wake Forest FG%....38.5 3FG%....44.4 FT%....76.9

Virginia Tech 24 31 — 55
Wake Forest 32 26 — 58

2011-2012 GAME-BY-GAME

game 16

FLORIDA STATE 63, VIRGINIA TECH 59 JAN. 10, 2012 • 7 P.M. • BLACKSBURG, VA.

Florida State's Okaro White sank two free throws with 5.5 seconds left, and that propelled the Seminoles past **Erick Green** and the Virginia Tech Hokies 63-59 in an ACC game played Tuesday night at Cassell Coliseum.

With the loss, the Hokies fell to 11-5 overall on the season, 0-2 in ACC play. Tech also lost to Florida State for the fourth time in the past six meetings between the two schools. The Seminoles moved to 10-6, 1-1 in league action.

Tech never led in this one, but managed to cut the lead to two, 61-59, on two free throws by Green with 1:05 remaining. FSU's Ian Miller then missed a 3-pointer with 33 seconds left, and the Hokies' called a timeout with 17 seconds to go.

Coming out of the timeout, Tech got the ball into Green's hands, and the junior from Winchester, Va., drove down the lane. He faked a shot and then took a short jumper that just rolled off the rim. James got the rebound, and Green fouled him with 5.5 seconds remaining.

Bernard James enjoyed a great night to lead FSU. The 6-foot-10 senior scored 18 points, grabbed 15 rebounds and blocked three shots. Miller added 15 points for the Seminoles.

FSU finished with a season-high 15 blocked shots, tying for the most blocked shots ever by a Tech opponent against the Hokies – the Georgetown Hoyas, featuring then sophomore Dikembe Mutombo and freshman Alonzo Mourning, blocked 15 in a win over the Hokies in 1988. The Seminoles also held the Hokies to a season-low 30.5 percent from the floor.

Green scored 21 of the Hokies' 59 points, hitting 5 of 14 from the floor and all 10 of his free-throw attempts.

FLORIDA STATE (10-6, 1-1 ACC)

Player	MP	FG	FT	TR	PF	A	TO	Blk	Stl	TP
Luke Loucks, g	32	2-5	1-2	3	2	5	2	0	0	7
Deividas Dulkys, g	22	1-4	2-2	6	1	1	2	5	0	4
Michael Snaer, g	19	3-7	2-3	0	5	1	2	0	2	9
Bernard James, f	36	6-12	6-8	15	3	1	3	3	1	18
Xavier Gibson, c	15	1-6	0-0	2	3	0	1	3	1	2
Okaro White	19	1-3	2-2	6	4	0	2	2	0	4
Jeff Peterson	12	2-2	0-1	2	2	0	1	0	0	4
Ian Miller	31	5-10	4-4	0	2	0	4	1	1	15
Terry Whisnant	4	0-0	0-0	0	0	0	1	0	0	0
Jon Kreft	10	0-2	0-0	2	3	0	1	1	0	0
TEAM				2						
Totals	200	21-51	17-22	38	25	8	19	15	5	63

VIRGINIA TECH (11-5, 0-2 ACC)

Player	MP	FG	FT	TR	PF	A	TO	Blk	Stl	TP
Dorenzo Hudson, g	29	2-10	4-4	5	2	1	1	0	1	8
Erick Green, g	36	5-14	10-10	2	3	0	0	0	0	21
Jarell Eddie, g	29	2-7	4-5	3	3	1	1	1	0	8
Victor Davila, f	15	0-3	4-5	1	2	0	0	1	0	0
Dorian Finney-Smith, f	36	4-9	0-0	10	1	3	3	0	1	9
Robert Brown	14	0-3	0-0	1	2	0	4	0	1	0
Cadarian Raines	18	2-4	0-0	4	5	0	1	1	0	4
Marquis Rankin	5	1-1	0-1	0	1	0	2	1	0	2
C.J. Barksdale	18	2-8	3-4	3	1	1	0	0	2	7
TEAM				5						
Totals	200	18-59	21-24	34	20	6	12	4	5	59

3-Pointers.....VT 2 (Finney-Smith, Green)
.....FSU 4 (Loucks 2, Miller, Snaer)
Blocks.....VT 4 (Davila, Eddie, Raines, Rankin)
.....FSU 15 (Dulkys 5, Gibson 3, James 3, White 2, Kreft, Miller)
Steals.....VT 5 (Barksdale 2, Brown, Hudson, Finney-Smith)
.....FSU 5 (Snaer 2, Gibson, James, Miller)

Officials.....Hess, Stephens, O'Connell
Technicals.....None
Attendance.....7,256

Percentages:
Florida State FG%...41.2 3FG%...30.8 FT%...77.3
Virginia Tech FG%...30.5 3FG%...16.7 FT%...87.5

Florida State 30 33 — 63
Virginia Tech 21 38 — 59

game 17

BOSTON COLLEGE 61, VIRGINIA TECH 59 JAN. 14, 2012 • 3 P.M. • CHESTNUT HILL, MASS.

Virginia Tech's late rally fell short and the Hokies lost to Boston College, 61-59, in the Conte Forum on Saturday afternoon. The loss drops Tech to 11-6 overall and 0-3 in the ACC, while Boston College improves to 7-10 overall and 2-1 in league play.

The Hokies played the game without leading scorer Erick Green, who sprained the lateral collateral ligament in his left knee in practice on Thursday afternoon and was not able to play. Green leads the Hokies in scoring, assists, steals and minutes played this season. Freshman Marquis Rankin got the start in place of Green.

The game was close throughout the first half, and BC took a 29-27 lead into intermission. The Eagles were able to extend the lead to as many as 11 points with 4:34 remaining in the game, but the Hokies hit four, three-point baskets in the closing minutes and cut the BC lead to 61-59 on a three-pointer by Jarell Eddie with less than one second remaining. Tech stole the inbounds pass, but was not able to get off a shot before the buzzer sounded and BC took the victory.

Virginia Tech's two seniors led the way for Tech, as Victor Davila scored 14 points and Dorenzo Hudson added 13 points in the loss. Dennis Clifford led BC with 15 points. Tech won the battle on the boards, out rebounding BC, 30-28, but shot 36.2 percent from the field.

VIRGINIA TECH (11-6, 0-3 ACC)

Player	MP	FG	FT	TR	PF	A	TO	Blk	Stl	TP
Dorenzo Hudson, g	34	4-9	5-6	3	1	2	7	0	0	13
Marquis Rankin, g	23	0-8	4-4	4	5	3	3	0	1	4
Jarell Eddie, g	34	2-8	2-2	4	3	0	4	0	2	8
Victor Davila, f	28	5-7	4-5	4	4	0	0	1	0	14
Dorian Finney-Smith, f	30	0-4	0-0	8	4	1	1	1	1	0
Robert Brown	19	2-5	1-2	0	4	0	2	0	1	7
Cadarian Raines	12	3-5	1-3	2	2	0	0	0	1	7
C.J. Barksdale	20	1-1	4-6	4	0	0	0	0	1	6
TEAM				1						
Totals	200	17-47	21-28	23	26	17	2	7	59	

BOSTON COLLEGE (7-10, 2-1 ACC)

Player	MP	FG	FT	TR	PF	A	TO	Blk	Stl	TP
Jordam Daniels, g	25	3-6	0-0	0	2	2	1	0	0	8
Matt Humphrey, g	32	5-12	4-6	8	3	1	5	1	4	14
Lonnie Jackson, g	33	1-5	3-4	1	3	4	4	0	2	6
Ryan Anderson, f	30	4-6	4-4	8	3	0	1	1	0	12
Dennis Clifford, c	32	5-11	5-6	4	2	0	3	0	0	15
Gabe Moton	20	1-2	1-2	1	2	0	1	0	0	4
John Cahill	2	0-0	0-0	0	0	0	0	0	0	0
Eddie Odio	7	0-0	0-2	2	1	0	0	0	0	0
KC Caudill	8	0-0	1-2	2	2	0	0	0	0	1
Patrick Heckmann	11	0-0	1-2	1	1	0	2	0	1	1
TEAM				1			2			
Totals	200	19-42	19-28	28	19	7	19	2	7	61

3-Pointers.....VT 4 (Brown 2, Eddie 2)
.....BC 4 (Daniels 2, Jackson, Moton)

Blocks.....VT 2 (Davila, Finney-Smith)
.....BC 2 (Anderson, Humphrey)

Steals.....VT 7 (Eddie 2, Barksdale, Brown, Finney-Smith, Rankin)
.....BC 7 (Humphrey 4, Jackson 2, Heckmann)

Officials.....Natliti, Dorsey, Hull
Technicals.....None
Attendance.....5,038

Percentages:
Virginia Tech FG%...36.2 3FG%...28.6 FT%...75.0
Boston College FG%...45.2 3FG%...33.3 FT%...67.9

Virginia Tech 27 32 — 59
Boston College 29 32 — 61

game 18

NORTH CAROLINA 82, VIRGINIA TECH 68 JAN. 19, 2012 • 9 P.M. • BLACKSBURG, VA.

Virginia Tech made eight 3-pointers in the first half and led at halftime, but the Hokies couldn't continue the hot shooting, and North Carolina ran away to an 82-68 ACC victory over Tech at Cassell Coliseum on Thursday night.

The loss marked Tech's fourth straight, as the Hokies fell to 11-7, 0-4 in the league. North Carolina, ranked No. 8 in both major polls, moved to 16-3, 3-1 in the ACC.

Behind Dorenzo Hudson, Tech drilled eight 3-pointers in the first half, with the senior guard capping four of them. As a result, the Hokies were able to take a 39-34 lead at halftime.

But the Tar Heels took control early in the second half. Trailing 44-36, North Carolina went on a 19-0 run and never looked back. Dorian Finney-Smith ended the run with two free throws at the 13:08 mark, but the Hokies didn't score again until Robert Brown drained a 3-pointer with 9:25 remaining. By then, Tech trailed by 13, 62-49.

North Carolina went on to lead by as many as 21, thanks largely to the play of Harrison Barnes. The sophomore scored a game-high 27 points, with 21 of those coming in the second half. John Henson and Tyler Zeller finished with double-doubles, as Henson scored 16 points and grabbed 16 rebounds and Zeller added 14 points and grabbed 11 boards.

The Tar Heels shot 51.7 percent in the second half and finished at 45.5. In contrast, the Hokies shot 33.3 percent in the second half and finished at 36.8 percent for the game.

Erick Green led the Hokies with 17 points, while Hudson – who did not start for the first time this season – came off the bench to score 16. Jarell Eddie added 15 and Brown, who started in Hudson's place, had 12.

NORTH CAROLINA (16-3, 3-1 ACC)

Player	MP	FG	FT	TR	PF	A	TO	Blk	Stl	TP
Dexter Strickland, g	10	0-1	0-0	1	3	1	1	0	0	0
Kendall Marshall, g	37	4-7	1-1	4	3	8	5	0	0	9
John Henson, f	34	8-17	0-1	16	1	0	1	6	0	16
Harrison Barnes, f	32	8-14	10-12	6	1	0	2	1	3	27
Tyler Zeller, f	31	5-11	4-4	11	2	1	2	2	1	14
Stilman White	1	0-1	0-0	0	0	0	1	0	0	0
P.J. Hairston	15	1-2	3-3	3	0	1	0	0	0	6
Jackson Simmons	1	0-0	0-0	0	0	0	0	0	0	0
Justin Watts	3	1-1	0-0	2	0	0	0	0	0	2
Reggie Bullock	26	2-10	0-0	3	1	1	1	0	0	6
James Michael McAdoo	10	1-2	0-0	1	0	0	1	0	0	2
TEAM				4						
Totals	200	30-66	18-21	51	11	12	14	9	4	82

VIRGINIA TECH (11-7, 0-4 ACC)

Player	MP	FG	FT	TR	PF	A	TO	Blk	Stl	TP
Robert Brown, g	32	5-15	0-0	1	1	3	2	0	1	12
Erick Green, g	34	7-14	0-0	3	0	5	1	0	3	17
Jarell Eddie, g	36	5-12	1-2	6	1	2	1	0	0	15
Victor Davila, f	25	1-4	0-0	8	4	0	1	0	0	2
Dorian Finney-Smith, f	12	0-5	2-2	1	5	0	2	0	1	2
Cadarian Raines	15	1-2	0-0	2	1	0	0	2	0	2
Dorenzo Hudson	24	5-9	2-2	1	1	0	0	0	1	16
Marquis Rankin	12	1-4	0-0	2	1	3	0	1	0	2
C.J. Barksdale	10	0-3	0-0	1	3	1	0	0	0	0
TEAM				3			1			
Totals	200	25-68	5-6	28	17	14	8	3	6	68

3-Pointers.....VT 13 (Eddie 4, Hudson 4, Green 3, Brown 2)
.....UNC 4 (Bullock 2, Barnes, Hairston)

Blocks.....VT 3 (Raines 2, Rankin)

Steals.....UNC 9 (Henson 6, Zeller 2, Barnes)

Attendance.....VT 6 (Green 3, Brown, Finney-Smith, Hudson)
.....UNC 4 (Barnes 3, Zeller 1)

Officials.....Kersey, Ayers, Cahill
Technicals.....None
Attendance.....9,847

Percentages:
North Carolina FG%...45.5 3FG%...28.6 FT%...85.7
Virginia Tech FG%...36.8 3FG%...41.9 FT%...83.3

North Carolina 34 48 — 82
Virginia Tech 39 29 — 68

game 19

VIRGINIA TECH 47, VIRGINIA 45 JAN. 22, 2012 • 6 P.M. • CHARLOTTESVILLE, VA.

Virginia Tech guard **Dorenzo Hudson** drained a 3-pointer with 16.5 seconds left, and that turned out to be the game winner as the Hokies knocked off in-state rival Virginia 47-45.

The win marked Tech's first over a ranked team on the road since beating No. 12 Clemson on Feb. 25, 2009.

Erick Green gave the Hokies a 42-41 lead on two free throws with 1:52 remaining. UVA's Mike Scott then turned the ball over, and Tech capitalized, as Hudson hit a short shot with 1:11 left to give the Hokies a 44-41 lead.

Jontel Evans cut the lead to 44-43 with a basket with 50.4 seconds remaining. Tech got the ball, and then called a timeout with 26.4 ticks to go – 11 on the shot clock. Coming out of the timeout, the Hokies worked the ball to Hudson in the corner, and he buried it with 16.5 seconds left in the game to give Tech a 47-43 lead.

UVA cut the lead to 47-45 with a second remaining after a Joe Harris basket. The Cavaliers fouled Tech's **Robert Brown** before any time ran off the clock, but Brown missed the front end of a one-and-one, giving UVA one last chance.

Coming out of a timeout, Harris tried to throw a length-of-the-court pass to Scott, but he threw it too far and the pass went off Scott's hand out of bounds. Tech then ran out the clock to seal things.

Green paced the Hokies with 15 points, while Hudson came off the bench for the second straight game and scored 12. He scored 16 in Tech's previous game against North Carolina.

The Cavaliers were victimized by poor shooting, both from the field and from the free-throw line. UVA shot 32.6 percent from the floor and 63.6 percent from the free-throw line.

VIRGINIA TECH (12-7, 1-4 ACC)

Player	MP	FG	FT	TR	PF	A	TO	Blk	Stl	TP
Victor Davila, f	22	1-2	0-0	5	3	1	2	0	0	2
Dorian Finney-Smith, f	17	0-1	0-0	1	1	0	2	0	0	0
Jarell Eddie, f	37	3-8	0-0	10	2	3	0	0	8	
Robert Brown, g	33	2-7	0-0	1	5	3	1	2	4	
Erick Green, g	35	5-11	3-5	2	4	2	0	1	2	15
Cadarian Raines	9	1-4	0-0	2	3	0	0	0	0	2
Dorenzo Hudson	27	5-7	1-2	1	4	0	2	0	1	12
Marquis Rankin	8	1-1	0-0	1	2	0	1	0	0	2
C.J. Barksdale	12	1-1	0-0	2	1	0	0	0	0	2
TEAM				2						
Totals	200	19-42	4-7	27	19	10	13	2	5	47

VIRGINIA (15-3, 2-2 ACC)

Player	MP	FG	FT	TR	PF	A	TO	Blk	Stl	TP
Mike Scott, f	36	4-9	2-2	6	0	0	3	0	0	10
Akil Mitchell, f	25	1-3	0-0	1	3	1	0	0	1	2
Jontel Evans, g	30	4-12	1-5	2	4	0	3	0	3	10
Joe Harris, g	37	4-8	2-4	7	2	1	3	1	1	10
Sammy Zeglinski, g	37	0-7	5-6	7	2	1	1	0	0	5
Paul Jaspersen	4	0-1	0-0	0	0	0	0	0	0	0
Malcolm Brogdon	25	2-5	4-5	2	2	1	2	0	0	8
Darion Atkins	6	0-1	0-0	4	0	0	0	0	0	0
TEAM				5						
Totals	200	15-46	14-22	34	13	4	12	1	5	45

3-Pointers.....VT 5 (Eddie 2, Green 2, Hudson).....UVA 1 (Evans)
Blocks.....VT 2 (Brown, Green).....UVA 1 (Harris)
Steals.....VT 5 (Brown 2, Green 2, Hudson).....UVA 5 (Evans 3, Harris, Mltchell)
Officials.....Luckie, Kitts, Corbin
Technical.....None
Attendance.....14,021

Percentages:

Virginia Tech	FG%...45.2	3FG%...38.5	FT%...57.1
Virginia	FG%...32.6	3FG%...7.1	FT%...63.6

Virginia Tech	23	24	—	47
Virginia	19	26	—	45

game 20

BYU 70, VIRGINIA TECH 68 JAN. 25, 2012 • 7 P.M. • BLACKSBURG, VA.

Robert Brown's game-winning 3-point attempt at the buzzer glanced off the iron, and the Virginia Tech Hokies dropped a 70-68 heartbreaker to Brigham Young in a non-conference game at Cassell Coliseum.

The Hokies trailed 70-66 after BYU's Brock Zylstra buried a 3-pointer with 26 seconds left – his only basket of the game – and Noah Hartsock hit one of two free throws with 15.9 seconds remaining. But Erick Green answered for Tech on a layup with 10 seconds remaining, and on the ensuing inbounds play, the Hokies forced a BYU turnover with 9.8 seconds to go, giving them a final attempt at a tie or win.

Following a timeout underneath its basket, Tech got the ball into the backcourt to Green, who drove down the lane to the basket and took a shot. Hartsock came over and tipped the ball, but Green retrieved it and threw it to Jarell Eddie, who tossed it to Brown. The sophomore from Florida rushed a deep 3-pointer at the buzzer that bounced off the rim.

Green scored all 11 of his points in the second half, extending his streak of scoring in double figures to 21 straight games. Dorenzo Hudson paced the Hokies with 14 points off the bench, and both Victor Davila and Eddie added 12 each. Eddie finished with a career-high 14 rebounds for his first career double-double.

Tech shot better than BYU despite missing its first 15 shots from the floor. Tech went the first 6:55 of the game without scoring, getting its first point when Eddie made the second of three free-throw attempts. Tech's first basket came on a C.J. Barksdale stick-back with 10:17 left in the first half, but the Hokies ended up shooting 42.9 percent for the game compared to 33.3 for BYU.

The Hokies committed 15 turnovers against BYU's zone, and made just 15 of 23 from the line.

BYU (18-5, 6-2 WCC)

Player	MP	FG	FT	TR	PF	A	TO	Blk	Stl	TP
Brandon Davies, f	24	3-9	11-12	5	4	4	3	1	1	17
Charles Abouo, f	31	3-13	2-2	8	2	2	1	0	1	9
Noah Hartsock, f	38	7-12	7-8	7	1	1	1	3	2	22
Matt Carlino, g	35	3-15	0-0	6	2	5	1	0	0	7
Brock Zylstra, g	27	1-5	0-0	0	4	2	0	0	0	3
Craig Cusick	5	0-0	0-0	1	0	0	0	0	0	0
Anson Winder	14	1-3	1-2	1	0	0	0	0	3	3
Damarcus Harrison	9	1-2	0-0	1	3	0	0	0	0	3
Nate Austin	17	3-7	0-0	4	2	0	1	0	0	6
TEAM				5						
Totals	200	22-66	21-24	37	19	14	7	4	7	70

VIRGINIA TECH (12-8, 1-4 ACC)

Player	MP	FG	FT	TR	PF	A	TO	Blk	Stl	TP
Victor Davila, f	24	4-5	4-6	4	2	0	1	0	0	12
Dorian Finney-Smith, f	18	0-8	0-0	4	4	1	1	0	1	0
Jarell Eddie, f	37	4-9	1-3	14	3	5	3	0	1	12
Robert Brown, g	35	3-9	2-5	4	3	5	3	0	0	8
Erick Green, g	33	5-11	1-2	4	3	1	2	0	0	11
Cadarian Raines	16	3-3	1-1	4	3	0	1	1	0	7
Dorenzo Hudson	27	4-8	4-4	1	0	1	3	1	1	14
C.J. Barksdale	10	1-3	2-2	3	1	1	1	0	0	4
TEAM				5						
Totals	200	24-56	15-23	43	19	14	15	2	3	68

3-Pointers.....VT 5 (Eddie 3, Hudson 2).....BYU 5 (Abouo, Carlino, Harrison, Hartsock, Zylstra)
Blocks.....VT 2 (Hudson, Raines).....BYU 4 (Hartsock 3, Davies)
Steals.....VT 3 (Eddie, Finney-Smith, Hudson).....BYU 7 (Winder 3, Hartsock 2, Abouo, Davies)

Officials.....Eades, Clinton, Styons
Technical.....None
Attendance.....9,231

Percentages:

BYU	FG%...33.3	3FG%...20.8	FT%...87.5
Virginia Tech	FG%...42.9	3FG%...27.8	FT%...65.2

BYU	29	41	—	70
Virginia Tech	25	43	—	68

game 21

MARYLAND 73, VIRGINIA TECH 69 JAN. 28, 2012 • 2:30 P.M. • COLLEGE PARK, MD.

Virginia Tech staged a dramatic comeback, but could not take the lead and lost to Maryland, 73-69, at Comcast Center on Saturday afternoon. With the loss, the Hokies fall to 12-9 overall and 1-5 in ACC action, while the Terps improve to 13-7 overall and 3-3 in league play.

Maryland jumped out to an early lead and led 32-19 at the half. The lead stayed around 10 points for most of the second half, until Tech went on a 21-13 run to end the game.

The Hokies were able to cut the lead to two points on a three-pointer by Robert Brown with 4.3 seconds remaining, but was unable to steal the inbounds pass and was forced to foul. Terrell Stoglin made both free throws and Maryland claimed the 73-69 victory.

Erick Green led four Hokies in double figures with 18 points. Dorenzo Hudson and Victor Davila scored 14 points each and Jarell Eddie added 11 points. Stoglin led all scorers with 28 points.

Tech shot just 24.0 percent from the floor in the first half, but came out in the second half and made 18 of 36 shots, including four of eight three-point baskets. The Hokies committed just 10 turnovers in the contest and forced the Terps into 18 turnovers.

VIRGINIA TECH (12-9, 1-5 ACC)

Player	MP	FG	FT	TR	PF	A	TO	Blk	Stl	TP
Rober Brown, g	24	2-6	0-0	3	3	3	3	1	0	5
Erick Green, g	38	8-21	0-0	2	3	4	1	0	1	18
Cadarian Raines, f	16	2-5	0-0	5	2	0	1	0	0	4
Victor Davila, f	29	5-8	4-4	8	2	2	0	1	1	14
Jarell Eddie, f	25	2-4	6-7	3	5	1	2	0	0	11
Dorenzo Hudson	29	4-12	4-6	3	1	2	0	1	1	14
Marquis Rankin	11	1-1	0-1	1	2	2	0	0	1	2
Dorian Finney-Smith	17	0-3	1-2	5	3	1	1	0	0	0
C.J. Barksdale	11	0-1	0-0	1	1	0	0	0	0	0
TEAM				1						
Totals	200	24-61	15-20	32	22	14	10	2	4	69

MARYLAND (13-7, 3-3 ACC)

Player	MP	FG	FT	TR	PF	A	TO	Blk	Stl	TP
Terrell Stoglin, g	33	9-21	6-11	5	3	0	5	0	0	28
Pe'Shon Howard, g	34	1-4	2-2	2	1	3	0	0	1	5
Sean Mosley, f	32	4-7	5-5	2	4	1	2	1	3	15
Ashton Pankey, f	30	3-5	2-2	11	3	0	0	0	0	8
James Padgett, f	19	3-5	2-4	4	2	0	2	0	0	8
Nick Faust	22	1-3	4-6	6	3	3	3	0	0	6
Berend Weijs	5	0-0	0-0	0	2	0	0	0	0	0
Mychal Parker	12	0-0	0-0	0	0	0	2	0	0	0
Alex Len	13	1-2	1-2	2	1	0	2	1	0	3
TEAM				4						
Totals	200	22-47	22-32	37	19	7	16	2	4	73

3-Pointers.....VT 6 (Green 2, Hudson 2, Brown, Eddie).....MD 7 (Stoglin 4, Mosley 2, Howard)
Blocks.....VT 2 (Brown, Davila).....MD 2 (Len, Mosley)
Steals.....VT 4 (Davila, Green, Hudson, Rankin).....MD 4 (Mosley 3, Howard)

Officials.....Kersey, Natili, Stephens
Technical.....MD 1 (Mosley)
Attendance.....16,976

Percentages:

Virginia Tech	FG%...39.3	3FG%...37.5	FT%...75.0
Maryland	FG%...46.8	3FG%...41.2	FT%...68.8

Virginia Tech	19	50	—	69
Maryland	32	41	—	73

2011-2012 GAME-BY-GAME

game 22

DUKE 75, VIRGINIA TECH 60

FEB. 2, 2012 • 7 P.M. • BLACKSBURG, VA.

The Virginia Tech basketball team got a terrific night from center Victor Davila, but it wasn't enough to propel Tech past Duke, as the Blue Devils knocked off the Hokies 75-60 in an ACC game played Thursday night at Cassell Coliseum.

With the loss, Tech fell to 12-10 on the season, 1-6 in the ACC. Duke, ranked No. 7 in The Associated Press poll and No. 5 in the coaches' poll, moved to 19-3, 6-1 in league play.

The game was tied at 21 in the first half, but Duke went on a 13-2 run, scoring on six straight possessions. Ryan Kelly scored seven of those points, as the Blue Devils never trailed again.

In the second half, Austin Rivers opened the final 20 minutes with a basket at the 19:34 mark to give Duke a 40-28 lead. The Hokies never got closer than that margin the rest of the game, as the Blue Devils eventually opened up a 22-point lead.

Duke got a big game from Rivers, who scored a game-high 18 points. The freshman hit 7 of 11 from the floor, including four 3-pointers.

The Blue Devils' 75 points were the second-most points allowed by the Hokies this season (82 vs. North Carolina).

Davila, a senior from Puerto Rico, tied a career-high 16 points for Tech, hitting six of his seven shots from the floor and four of his six free-throw attempts. He also grabbed seven rebounds.

Erick Green paced Tech with 17 points, hitting 6 of 12 from the floor, and he also grabbed seven boards. He and Davila were the only two Tech players in double figures.

DUKE (19-3, 6-1 ACC)

Player	MP	FG	FT	TR	PF	A	TO	Blk	Stl	TP
Mason Plumlee, f	29	4-10	2-2	6	2	1	0	2	1	10
Josh Hairston, f	15	3-6	0-1	3	2	0	0	0	1	6
Austin Rivers, g	35	7-11	0-0	5	0	5	2	0	1	18
Tyler Thornton, g	28	0-1	2-2	3	2	1	1	0	1	2
Andre Dawkins, g	23	2-3	0-0	1	3	1	0	0	1	5
Quinn Cook	12	2-4	0-1	1	0	3	0	0	0	4
Miles Plumlee	9	2-5	0-0	5	2	0	1	0	0	4
Seth Curry	23	2-7	6-6	3	2	1	1	0	0	11
Ryan Kelly	26	5-10	3-4	4	4	0	2	0	0	15
TEAM				2						
Totals	200	27-57	13-16	33	17	12	7	2	5	75

VIRGINIA TECH (12-10, 1-6 ACC)

Player	MP	FG	FT	TR	PF	A	TO	Blk	Stl	TP
Victor Davila, f	29	6-8	4-6	7	2	2	2	1	0	16
Dorian Finney-Smith, f	17	0-4	0-0	2	3	0	2	2	0	0
Marquis Rankin, g	20	3-6	1-2	2	1	0	1	0	0	8
Erick Green, g	36	6-12	4-4	7	1	1	3	0	1	17
Jarell Eddie, g	32	3-10	0-0	3	0	1	2	1	0	6
Robert Brown	22	1-6	0-0	0	4	1	0	0	1	3
Cadarian Raines	11	2-3	0-0	1	3	0	0	0	0	4
Dorenzo Hudson	27	2-3	2-2	1	2	0	3	0	1	6
C.J. Barksdale	6	0-0	0-0	3	0	0	0	0	0	0
TEAM				3						
Totals	200	23-52	11-14	29	16	5	13	4	3	60

3-Pointers.....VT 3 (Brown, Green, Rankin)
Duke 8 (Rivers 4, Kelly 2, Curry, Dawkins)
Blocks..... VT 4 (Finney-Smith 2, Davila, Eddie)
Duke 2 (Ma. Plumlee 2)
Steals..... VT 3 (Brown, Green, Hudson)
Duke 5 (Dawkins, Hairston, Ma. Plumlee, Rivers, Thornton)

Officials.....Hess, Corbett, Lindsay
Technicals.....Duke (Dawkins)
Attendance.....9,847

Percentages:
 Duke FG%...47.4 3FG%...44.4 FT%...81.3
 Virginia Tech FG%...44.2 3FG%...23.1 FT%...78.6

Duke	38	37	—	75
Virginia Tech	28	32	—	60

game 23

VIRGINIA TECH 67, CLEMSON 65

FEB. 4, 2012 • 4 P.M. • BLACKSBURG, VA.

Virginia Tech's Jarell Eddie scored 15 points, and the Hokies withstood a furious Clemson rally down the stretch, holding off the Tigers 67-65 in an ACC game played Saturday afternoon at Cassell Coliseum.

With the win, Tech moved to 13-10 overall, 2-6 in the ACC. Clemson fell to 11-11, 3-5 in the league.

Tech seemed to have the game in control, leading 64-50 with 5:57 remaining. But the Tigers used pressure defense to get back in the game, going on a 15-3 run and cutting the Tech lead to 67-65 with 27 seconds left in the game.

Clemson then fouled Victor Davila with 24 seconds left, but Davila missed the front end of a one-and-one, giving the Tigers the ball with a chance to tie or win it. The Tigers called a timeout with 11 seconds left and got the ball into the hands of K.J. McDaniels, who was fouled by Eddie while driving to the basket with 3.3 seconds to go.

McDaniels, who was shooting less than 60 percent from the free-throw line going into this game, missed the first free throw. He intentionally missed the second one, and a tipped ball found its way into the hands of Tigers forward Tanner Smith. Smith launched a short baseline jumper as time expired that bounced off the rim, enabling the Hokies to escape with the win.

Tech did not score from the floor in the final 5:57, but Eddie's 15 points and a slump-busting game from Finney-Smith were enough to lift the Hokies.

McDaniels and Andre Young scored 14 points each to lead the Tigers, who were plagued by poor shooting throughout and hit just 37.9 percent for the game. Devin Booker had a double-double, with 11 points and 11 rebounds, and Smith added 10 points.

CLEMSON (11-11, 3-5 ACC)

Player	MP	FG	FT	TR	PF	A	TO	Blk	Stl	TP
Bryan Narcisse, f	23	0-3	0-1	0	3	1	0	0	0	0
K.J. McDaniels, f	28	7-11	0-3	5	2	2	1	5	0	14
Devin Booker, c	26	3-9	5-5	11	3	0	2	1	0	11
Tanner Smith, g	34	4-14	2-2	6	2	2	3	0	1	10
Andre Young, g	33	4-13	4-4	3	1	3	0	0	0	14
T.J. Sapp	12	0-3	0-0	1	1	0	1	0	0	0
Rod Hall	9	1-2	0-0	1	2	1	1	0	0	2
Catalin Baciu	23	3-6	1-1	9	0	0	2	0	0	7
Devin Coleman	3	0-1	0-2	0	0	0	0	0	1	0
Bernard Sullivan	9	3-4	1-1	4	1	0	0	0	0	7
TEAM				3						
Totals	200	25-66	13-19	43	15	9	10	6	2	65

VIRGINIA TECH (13-10, 2-6 ACC)

Player	MP	FG	FT	TR	PF	A	TO	Blk	Stl	TP
Victor Davila, f	25	2-5	2-3	4	3	0	2	0	0	6
Dorian Finney-Smith, f	35	5-8	0-0	8	2	1	1	1	1	12
Marquis Rankin, g	18	3-6	1-1	2	1	2	0	1	0	8
Erick Green, g	33	3-11	3-4	2	3	2	1	0	2	10
Jarell Eddie, g	35	5-12	3-3	6	5	3	1	2	0	15
Robert Brown	10	1-3	0-0	1	0	3	0	0	0	2
Cadarian Raines	15	4-6	0-0	4	2	0	0	1	0	8
Dorenzo Hudson	22	1-5	4-4	3	1	2	1	0	0	6
C.J. Barksdale	7	0-2	0-0	1	1	0	0	0	0	0
TEAM				4			1			
Totals	200	24-58	13-15	34	19	12	9	4	4	67

3-Pointers.....VT6 (Eddie 2, Finney-Smith 2, Green, Rankin)
CU 2 (Young 2)
Blocks..... VT 4 (Eddie 2, Finney-Smith, Raines)
CU 6 (McDaniels 5, Booker)
Steals.....VT 4 (Green 2, Finney-Smith, Rankin)
CU 2 (Coleman, Smith)

Officials.....Luckie, Ayers, Dorsey
Technicals.....None
Attendance.....9,426

Percentages:
 Clemson FG%...37.9 3FG%...11.8 FT%...68.4
 Virginia Tech FG%...41.4 3FG%...30.0 FT%...86.7

Clemson	28	37	—	65
Virginia Tech	42	25	—	67

game 24

MIAMI 65, VIRGINIA TECH 49

FEB. 9, 2012 • 9 P.M. • CORAL GABLES, FLA.

Virginia Tech dropped an ACC road contest to Miami, 65-49, at the BankUnited Center on Thursday night. With the loss, the Hokies fall to 13-11 overall and 2-7 in league play, while Miami improves to 15-7 overall and 6-3 in ACC action.

Miami took a 30-22 lead into the half and eventually stretched the lead to 14 points before the Hokies went on a run and cut the lead to 47-42 on a lay-up by **Dorian Finney-Smith** with 7:58 remaining. But Tech could get no closer and the Hurricanes claimed the victory.

Erick Green led all scorers with 17 points, with 13 points coming after intermission. He was the only Hokie in double-figures. Reggie Johnson led UM with 15 points and seven rebounds. The Hokies out rebounded the Canes, 40-32, but committed 17 turnovers in the contest.

VIRGINIA TECH (13-11, 2-7 ACC)

Player	MP	FG	FT	TR	PF	A	TO	Blk	Stl	TP
Marquis Rankin, g	21	1-3	0-0	4	0	0	1	0	0	3
Erick Green, g	39	7-17	3-5	5	1	0	2	0	1	17
Jarell Eddie, g	24	2-6	0-0	7	3	1	2	1	2	6
Victor Davila, f	22	3-4	0-0	6	3	1	4	0	0	6
Dorian Finney-Smith, f	32	2-6	0-0	8	1	1	2	1	0	4
Robert Brown	13	1-5	0-0	3	4	1	1	1	1	3
Cadarian Raines	18	0-5	2-2	1	1	1	0	0	1	2
Dorenzo Hudson	25	3-8	1-2	1	0	5	3	0	1	8
C.J. Barksdale	6	0-0	0-0	2	0	0	0	0	0	0
TEAM				3			2			
Totals	200	19-54	6-9	40	13	10	17	3	6	49

MIAMI (15-7, 6-3 ACC)

Player	MP	FG	FT	TR	PF	A	TO	Blk	Stl	TP
Shane Larkin, g	31	5-9	3-5	2	2	4	1	0	1	14
Durand Scott, g	28	1-7	0-1	6	1	1	3	0	1	2
Malcolm Grant, g	28	1-9	0-5	2	0	4	2	0	2	4
Kenny Kadji, f	29	3-8	1-3	4	0	0	3	0	11	
Reggie Johnson, c	31	6-11	1-2	7	3	4	2	1	0	15
Trey McKinney Jones	19	3-6	1-3	3	0	0	0	0	0	7
DeQuan Jones	16	2-5	0-0	2	1	0	0	3	1	4
Raphael Akpejori	0+	0-0	0-0	0	0	0	0	0	0	0
Ryan Quigter	0+	0-0	0-0	0	0	0	0	0	0	0
Justin Heller	0+	0-0	0-0	0	0	0	0	0	0	0
Rion Brown	18	3-3	1-1	3	0	0	1	0	1	8
Erik Swoope	0+	0-0	0-0	0	0	0	0	0	0	0
TEAM				3						
Totals	200	24-58	10-15	32	7	13	9	7	6	65

3-Pointers.....VT 5 (Eddie 2, Brown, Hudson, Rankin)
UM 7 (Larkin 3, Brown, Kadji, Johnson, McKinney Jones)
Blocks..... VT 3 (Brown, Eddie, Finney-Smith)
UM 7 (Jadji 3, Jones, 3, Johnson)
Steals..... VT 6 (Eddie 2, Brown, Green, Hudson, Raines)
UM 6 (Grant 2, Brown, Larkin, McKinney Jones, Scott)

Officials.....Corbin, Sirmons, Clinton
Technicals.....None
Attendance.....4,292

Percentages:
 Virginia Tech FG%...35.2 3FG%...33.3 FT%...66.7
 Miami FG%...41.4 3FG%...35.0 FT%...66.7

Virginia Tech	22	27	—	49
Miami	30	35	—	65

game 25

VIRGINIA TECH 66, BOSTON COLLEGE 65 FEB. 12, 2012 • 6 P.M. • BLACKSBURG, VA.

Virginia Tech's **Dorian Finney-Smith** tipped in a **Robert Brown** missed 3-pointer with 1.8 seconds left to lift the Hokies past Boston College 66-65 in an ACC game played Sunday night at Cassell Coliseum.

Finney-Smith scored 17 points and grabbed eight rebounds, but none more important than his last one and the last of Tech's 18 offensive boards for the evening.

After BC's Jordan Daniels missed the front end of a 1-and-1 with 26.2 seconds remaining, Tech called a timeout with 10.1 seconds left, and the Hokies got the ball to Erick Green, who drove down the lane and threw it to Brown. The sophomore launched a 3-pointer at the top of the key with four seconds left that bounced off the rim, but Finney-Smith tipped it in to give the Hokies a one-point lead.

BC called a timeout after Finney-Smith's tip-in for a final attempt. Lonnie Jackson took a long 3-pointer just inside of the halfcourt line that was off the mark, and Tech prevailed.

Freshman C.J. Barksdale started for the first time this season and guard Dorenzo Hudson was back in the starting lineup. Hudson had come off the bench the previous seven games – with the Hokies going 2-5 in that stretch – but he carried the Hokies down the stretch against BC, scoring all 11 of his points in the final 10 minutes.

The Eagles lost despite shooting a season-high 55.8 percent from the floor (24 of 43) – easily the best by a Tech opponent this season. The Hokies had allowed just one team to shoot better than 50 percent all season.

Green extended his streak of scoring in double figures to 26 games with 10 points. Victor Davila also scored 10 for Tech.

BOSTON COLLEGE (8-17, 3-8 ACC)

Player	MP	FG	FT	TR	PF	A	TO	Blk	Stl	TP
Ryan Anderson, f	35	6-7	4-4	7	2	1	3	1	0	17
Dennis Clifford, c	30	5-6	0-0	2	1	1	0	1	0	10
Jordan Daniels, g	25	2-5	0-1	0	2	3	4	0	1	6
Matt Humphrey, g	40	5-14	2-2	3	2	5	1	1	4	13
Lonnie Jackson, g	32	4-8	2-2	2	2	2	1	1	0	14
Gabe Moton	15	1-2	0-0	1	0	0	0	0	0	2
Deirunas Visockas	8	0-0	0-0	1	0	0	0	0	0	0
Eddie Odio	0+	0-0	0-0	0	0	0	1	0	0	0
John Cahill	15	1-1	0-0	3	1	1	0	0	1	3
TEAM										
Totals	200	24-43	8-9	19	10	13	10	4	6	65

VIRGINIA TECH (14-11, 3-7 ACC)

Player	MP	FG	FT	TR	PF	A	TO	Blk	Stl	TP
Victor Davila, f	28	5-6	0-0	4	0	1	2	0	1	10
C.J. Barksdale, f	12	1-4	1-1	3	0	1	0	0	0	3
Dorenzo Hudson, g	21	4-11	2-4	1	1	2	0	0	0	11
Marquis Rankin, g	12	0-2	0-0	2	1	1	2	0	0	0
Erick Green, g	38	4-11	1-2	1	2	2	2	0	2	10
Robert Brown	30	3-6	0-0	6	0	0	1	1	1	8
Cadarian Raines	11	2-5	0-0	4	3	3	1	0	0	4
Dorian Finney-Smith	32	7-10	2-3	8	3	3	2	1	1	17
Jarell Eddie	16	1-5	0-0	1	2	2	0	0	0	3
TEAM										
Totals	200	27-60	6-10	33	12	11	10	2	5	66

3-Pointers.....VT 6 (Brown 2, Eddie, Finney-Smith, Green, Hudson)
BC 9 (Jackson 4, Daniels 2, Anderson, Cahill, Humphrey)
Blocks.....VT 2 (Brown, Finney-Smith)
BC 4 (Anderson, Clifford, Humphrey, Jackson)
Steals.....VT 5 (Green 2, Brown, Davila, Finney-Smith)
BC 6 (Humphrey 4, Cahill, Daniels)

Officials.....Nestor, Lindsay, Valentine
Technical.....None
Attendance.....13,769

Percentages:
 Boston College FG%...55.8 3FG%...40.9 FT%...88.9
 Virginia Tech FG%...45.0 3FG%...40.0 FT%...60.0

Boston College 29 36 — 65
 Virginia Tech 27 39 — 66

game 26

FLORIDA STATE 48, VIRGINIA TECH 47 FEB. 16, 2012 • 7 P.M. • TALLAHASSEE, FLA.

Michael Snaer made a three-point field goal with 2.6 seconds remaining to give #20 Florida State a 48-47 victory over Virginia Tech in the Donald Tucker Center on Thursday night.

The Hokies played without senior forward **Victor Davila**, who missed the game due to a groin injury and freshman forward **C.J. Barksdale**, who was out with a sprained ankle. Starting post player, sophomore **Cadarian Raines**, missed most of the second half with cramps, the same ailment that cost sophomore forward **Jarell Eddie** the final 10 seconds of the game.

Tech kept the game close throughout the first half and trailed 25-23 at the intermission. The Hokies then went on a 17-0 run to open the second half and took a 40-25 lead on a jumper by **Robert Brown** with 14:09 remaining.

The Seminoles were able to cut into the lead the remainder of the game. Eddie hit one of two free throws with 51 seconds remaining, giving the Hokies a 47-45 lead. Tech missed five of their final six free throws, including two with 10.1 seconds remaining. Eddie was fouled on the play, but was unable to shoot the two free throws and Florida State coach Leonard Hamilton chose Brown to shoot the shots. He missed both attempts and Snaer hit the three-pointer with 2.6 seconds remaining to give FSU the 48-47 lead. The Hokies pushed the ball up court, but an **Erick Green** attempt at the buzzer was off the mark.

Green led all scorers with 18 points. He also had three assists and four steals in the contest. Eddie finished with 11 points and seven rebounds.

The Hokies committed just seven turnovers in the game, including only two turnovers in the second half.

VIRGINIA TECH (14-12, 3-8 ACC)

Player	MP	FG	FT	TR	PF	A	TO	Blk	Stl	TP
Dorenzo Hudson, g	30	2-12	1-3	4	0	2	1	0	3	7
Erick Green, g	34	7-15	2-4	4	2	3	2	0	4	18
Jarell Eddie, g	35	3-7	3-4	7	4	0	0	1	0	11
Cadarian Raines, f	23	2-3	0-2	6	1	1	0	1	1	4
Dorian Finney-Smith, f	30	2-6	1-1	4	3	1	4	1	1	5
Robert Brown	30	1-6	0-2	3	2	1	0	0	0	2
Marquis Rankin	18	0-3	0-0	1	1	1	0	0	0	0
TEAM										
Totals	200	17-52	7-16	31	13	9	7	3	9	47

FLORIDA STATE (18-7, 9-2 ACC)

Player	MP	FG	FT	TR	PF	A	TO	Blk	Stl	TP
Luke Loucks, g	22	2-4	0-0	4	3	4	6	2	0	4
Deividus Dulkys, g	26	1-5	0-0	6	0	1	3	0	0	3
Michael Snaer, g	28	4-11	0-0	4	3	1	2	1	0	9
Xavier Gibson, f	14	1-3	1-2	4	1	0	1	0	0	3
Bernard James, f	25	2-2	0-4	6	2	0	0	3	0	4
Okaro White	23	2-6	0-0	6	5	0	1	0	0	5
Jeff Peterson	18	2-4	0-2	4	2	2	1	0	0	5
Ian Miller	31	4-13	0-0	3	3	2	0	0	1	11
Terry Whisnant	5	0-0	0-0	0	0	0	0	0	0	0
Jon Kreft	8	2-2	0-0	1	0	0	1	0	1	4
TEAM										
Totals	200	20-50	1-8	41	19	10	15	6	2	48

3-Pointers.....VT 6 (Eddie, 2, Green 2, Hudson 2)
FSU 7 (Miller 3, Dulkys, Peterson, Snaer, White)
Blocks.....VT 3 (Eddie, Finney-Smith, Raines)
FSU 6 (James 3, Loucks 2, Snaer)
Steals.....VT 9 (Green 4, Hudson 3, Finney-Smith, Raines)
FSU 2 (Kreft, Miller)

Officials.....Kersey, Corbett, Driscoll
Technical.....Florida State (Snaer)
Attendance.....10,123

Percentages:
 Virginia Tech FG%...32.7 3FG%...33.3 FT%...43.8
 Florida State FG%...40.0 3FG%...35.0 FT%...12.5

Virginia Tech 23 24 — 47
 Florida State 25 23 — 48

game 27

VIRGINIA TECH 74, GEORGIA TECH 73 FEB. 18, 2012 • 3 P.M. • BLACKSBURG, VA.

Virginia Tech guard Dorenzo Hudson's desperation 3-pointer as time expired in overtime lifted Virginia Tech to a 74-73 victory over Georgia Tech in an ACC game played Saturday afternoon at Cassell Coliseum.

Hudson's shot came after the Yellow Jackets took a 73-71 lead on a jumper by Mfon Udofia with 5 seconds remaining. Virginia Tech then called a timeout with 3.5 seconds to go.

After the timeout, Jarell Eddie got the ball in the corner and nearly lost control. But he passed the ball out of a double team and found Hudson, who launched the game winner for the Hokies. The 3-pointer was Hudson's only one of the game, and he finished with just five points.

Erick Green finished with 14 points and could've won the game in regulation for Virginia Tech, but his jumper missed as the horn sounded. Cadarian Raines added a career-high 13 points for the Hokies, making 4 of 8 from the floor and 5 of 8 from the free-throw line.

Robert Brown, C.J. Barksdale and Marquis Rankin all made valuable contributions, combining to score 24 points off the bench.

The win eased the burn of a loss at Florida State on Thursday – a game in which an undermanned Hokie squad (without injured players Barksdale and Victor Davila) lost a nine-point lead with 1:29 left.

Georgia Tech played without leading scorer and rebounder Glen Rice, Jr., who was suspended indefinitely by head coach Brian Gregory on Friday for undisclosed reasons. Rice, who was suspended for three games earlier in the season by Gregory for violating team rules, was averaging 13 points and 6.7 rebounds per game.

Kammeon Holsey paced the Yellow Jackets with 18 points – one of five Georgia Tech players in double figures.

GEORGIA TECH (9-17, 2-10 ACC)

Player	MP	FG	FT	TR	PF	A	TO	Blk	Stl	TP
Kammeon Holsey, f	38	6-10	6-6	5	1	2	4	0	0	18
Daniel Miller, c	37	5-7	1-1	9	1	2	2	1	0	11
Mfon Udofia, g	42	6-8	0-0	2	2	3	0	0	0	15
Jason Morris, g	33	4-10	2-2	5	2	4	3	0	0	10
Brandon Reed, g	39	4-9	0-0	4	2	2	2	0	2	10
Julian Royal	15	2-3	0-0	2	2	1	0	0	0	5
Pierre Jordan	9	1-1	1-2	0	1	0	0	0	0	4
Nick Foreman	12	0-0	0-0	3	3	1	0	0	0	0
TEAM										
Totals	225	28-48	10-11	32	14	14	14	1	2	73

VIRGINIA TECH (15-12, 4-8 ACC)

Player	MP	FG	FT	TR	PF	A	TO	Blk	Stl	TP
Cadarian Raines, f	37	4-8	5-8	2	1	2	1	1	2	13
Dorian Finney-Smith, f	20	2-5	0-0	2	2	0	0	1	0	6
Dorenzo Hudson, g	23	2-3	0-0	1	2	1	0	0	0	5
Erick Green, g	43	5-13	2-2	3	0	4	1	0	0	14
Jarell Eddie, g	33	2-6	6-6	1	4	4	0	0	2	12
Robert Brown	28	4-8	0-0	2	1	1	1	0	0	10
Marquis Rankin	21	2-4	0-0	0	1	1	0	0	2	6
C.J. Barksdale	20	3-5	2-3	4	2	0	1	0	1	8
TEAM										
Totals	225	24-52	15-19	18	12	14	5	2	7	74

3-Pointers.....VT 11 (Brown 2, Eddie 2, Finney-Smith 2,
Green 2, Rankin 2, Hudson)
GT 7 (Udofia 3, Reed 2, Jordan)
Blocks.....VT 2 (Finney-Smith, Raines)
GT 1 (Miller)
Steals.....VT 7 (Eddie 2, Raines 2, Rankin 2, Barksdale)
GT 2 (Reed 2)

Officials.....Ayers, Nestor, Humes
Technical.....None
Attendance.....9,847

Percentages:
 Georgia Tech FG%...58.3 3FG%...53.8 FT%...90.9
 Virginia Tech FG%...46.2 3FG%...55.0 FT%...78.9

Georgia Tech 31 34 8 — 73
 Virginia Tech 28 37 9 — 74

2011-2012 GAME-BY-GAME

game 28

VIRGINIA 61, VIRGINIA TECH 59
FEB. 21, 2012 • 9 P.M. • BLACKSBURG, VA.

Virginia Tech's Erick Green scored 19 points, but the Hokies turned the ball over on their final possession with a chance to tie or take the lead and ended up falling to in-state rival Virginia 61-59 in an ACC game played Tuesday night at Cassell Coliseum.

Tech grabbed its biggest lead of the game, 47-39, on back-to-back 3-pointers by Green, the last one coming with 14:50 left in the game. But Sammy Zeglinski spearheaded a UVa comeback.

Zeglinski's 3-pointer with 14:28 left started a 17-2 run for the Cavaliers. The fifth-year senior from Philadelphia scored 10 of those 17 points, and the run ended when Mike Scott converted a three-point play with 4:49 remaining to give the Cavaliers a 56-49 lead.

Tech, though, did climb back in it, cutting the lead to 61-59 when Green made the second of two free-throw attempts with 26.3 seconds left. The Hokies then fouled UVa's Akil Mitchell, who missed the front end of a 1-and-1 with 22.5 seconds left.

Tech called its final timeout with 17 seconds to go to set up a final play. But UVa defended Green's drive to the basket, forcing him to pass, and after a couple of passes, Dorian Finney-Smith ended up turning the ball over with less than 3 seconds remaining.

Tech fouled Brogdon with 1.9 seconds remaining. Brogdon missed the front end of a 1-and-1, but Dorezo Hudson's fullcourt shot came up well short as time expired.

It was a disappointing ending for the Hokies, who hit just one field goal from the floor in the final 13 minutes. Tech also missed three free throws in the final two minutes, including two by Green, who, despite that, scored 17 points in the second half and extended his streak of scoring in double figures to 29 straight games.

VIRGINIA (21-6, 8-5 ACC)

Player	MP	FG	FT	TR	PF	A	TO	Bik	Stl	TP
Mike Scott, f	35	9-16	1-1	9	0	0	3	0	0	20
Akil Mitchell, f	25	2-2	0-2	3	3	0	0	0	2	4
Jontel Evans, g	29	4-4	4-6	1	5	5	4	0	1	13
Joe Harris, g	32	1-4	0-0	1	2	3	3	0	2	2
Sammy Zeglinski, g	27	5-9	0-0	6	5	3	1	0	2	13
Paul Jaspersen	28	3-5	0-0	3	2	3	1	0	0	7
Malcolm Brogdon	13	1-2	0-1	0	2	0	0	0	1	2
Darion Atkins	11	0-0	0-0	1	0	0	0	2	0	0
TEAM				3						
Totals	200	25-42	5-10	24	19	14	12	2	8	61

VIRGINIA TECH (15-13, 4-9 ACC)

Player	MP	FG	FT	TR	PF	A	TO	Bik	Stl	TP
Cadarian Raines, f	28	3-6	0-0	2	4	0	2	0	1	6
Dorian Finney-Smith, f	28	2-6	2-2	4	2	3	2	0	1	8
Dorezo Hudson, g	31	2-6	4-5	4	0	2	1	0	1	9
Erick Green, g	33	6-10	5-8	2	2	0	0	0	0	19
Jarell Eddie, g	27	1-2	0-0	4	4	0	2	1	0	3
Robert Brown	19	1-5	2-4	0	0	2	2	0	1	4
Marquis Rankin	22	2-3	2-2	1	2	1	2	0	0	8
C.J. Barksdale	12	1-2	0-0	1	1	0	0	0	0	2
TEAM				3						
Totals	200	18-40	15-21	21	15	8	11	1	4	59

3-Pointers..... VT 8 (Finney-Smith 2, Green 2, Rankin 2, Eddie, Hudson)
 UVa 6 (Zeglinski 3, Evans, Jaspersen, Scott)
Blocks..... VT 1 (Eddie)
 UVa 2 (Atkins)
Steals..... VT 4 (Brown, Finney-Smith, Hudson, Raines)
 UVa 8 (Harris 2, Mitchell 2, Zeglinski 3, Brogdon, Evans)

Officials..... Burr, Dorsey, Hull
Technical..... None
Attendance..... 9,656

Percentages:
 Virginia FG%...59.5 3FG%...40.0 FT%...50.0
 Virginia Tech FG%...45.0 3FG%...50.0 FT%...71.4

Virginia	32	29	—	61
Virginia Tech	35	24	—	59

game 29

DUKE 70, VIRGINIA TECH 65
FEB. 25, 2012 • NOON • DURHAM, N.C.

Virginia Tech got a career game from Cadarian Raines and 16 second-half points from Erick Green, but the Hokies couldn't overcome No. 5 Duke, falling 70-65 in overtime in an ACC game played Saturday afternoon at Cameron Indoor Stadium.

In a game that featured eight second-half ties and eight second-half lead changes alone (13 ties and 12 lead changes for the game), Tech had a chance to upset the nation's fifth-ranked team in regulation. Duke's Austin Rivers tied the game at 58 after making the second of two free throws with 32 seconds left. The Hokies held the ball, and Green took the ball to the basket in the waning moments.

He shot a tough jumper over Duke's Tyler Thornton with less than 5 seconds left that glanced off the rim, and then Raines missed a put-back attempt with a second to go. Mason Plumlee grabbed the rebound for Duke as time expired, sending the game into overtime.

In overtime, Miles Plumlee scored the first basket, and Duke never trailed again. The Hokies cut Duke's lead to one, 64-63, on a jumper by Dorezo Hudson with 1:19 left — a shot that Tech's contingent felt was a 3-pointer. But Mason Plumlee hit one of two free throws with 51.1 seconds remaining to give Duke a 65-63 lead. After a Hudson miss, Rivers made one of two free throws with 19.4 seconds to build the Duke lead to 66-63.

Following Rivers' free throw, Green drove the lane and missed an open lay-up with 9 seconds remaining. Miles Plumlee grabbed the rebound and his two free throws gave the Blue Devils a 68-63 bulge, essentially sealing the game.

Green scored all 16 of his points in the second half, extending his streak of scoring in double figures to 30 games.

VIRGINIA TECH (15-14, 4-10 ACC)

Player	MP	FG	FT	TR	PF	A	TO	Bik	Stl	TP
Dorezo Hudson, g	34	6-13	2-2	5	4	1	3	0	0	16
Erick Green, g	40	7-19	2-3	2	3	2	2	0	1	16
Jarell Eddie, g	41	2-5	0-0	9	5	5	0	0	1	5
Cadarian Raines, f	39	7-10	2-3	5	4	0	2	2	0	16
Dorian Finney-Smith, f	39	2-11	1-8	12	1	3	0	1	2	6
Robert Brown	14	1-5	0-0	2	3	0	1	0	0	2
Marquis Rankin	9	0-0	0-0	0	3	0	1	0	0	0
C.J. Barksdale	9	2-3	0-0	2	2	0	1	0	0	4
TEAM				1						
Totals	225	27-66	7-16	38	25	11	10	3	4	65

DUKE (25-4, 12-2 ACC)

Player	MP	FG	FT	TR	PF	A	TO	Bik	Stl	TP
Austin Rivers, g	41	5-12	11-17	4	0	1	2	0	0	23
Tyler Thornton, g	38	2-6	0-0	5	2	3	2	0	1	6
Seth Curry, g	40	7-15	4-5	2	1	1	1	1	1	19
Miles Plumlee, f	33	1-3	3-4	15	3	0	1	0	0	5
Ryan Kelly, f	31	2-6	3-4	5	5	2	1	0	0	8
Quinn Cook	6	0-2	2-2	1	0	0	0	0	0	2
Mason Plumlee	25	3-5	1-2	9	1	0	2	2	0	7
Josh Hairston	1	0-0	0-0	0	0	0	0	0	0	0
Andre Dawkins	10	0-3	0-0	1	1	0	3	0	0	0
TEAM				2						
Totals	225	20-52	24-34	44	13	7	12	3	2	70

3-Pointers.....VT 4 (Hudson 2, Eddie, Finney-Smith)
DU 6 (Rivers 2, Thornton 2, Curry, Kelly)
Blocks.....VT 3 (Raines 2, Finney-Smith)
DU 3 (Ma. Plumlee 2, Curry)
Steals.....VT 4 (Finney-Smith 2, Eddie, Green)
DU 2 (Curry, Thornton)

Officials.....Natili, Ayers, O'Connell
Technical.....None
Attendance.....9,314

Percentages:
 Virginia Tech FG%...40.9 3FG%...30.8 FT%...43.8
 Duke FG%...38.5 3FG%...25.0 FT%...70.6

Virginia Tech	24	34	7	—	65
Duke	26	32	12	—	70

game 30

CLEMSON 58, VIRGINIA TECH 56
MARCH 1, 2012 • 9 P.M. • CLEMSON, S.C.

Virginia Tech rallied from an eight-point second-half deficit to tie the game on two occasions with under four minutes to play, but the Hokies couldn't get over the hump, falling 58-56 to Clemson in an ACC game played Thursday night at Littlejohn Coliseum.

With the loss, the Hokies fell to 15-15 overall on the season, 4-11 in the ACC. Eight of Tech's 11 ACC losses have been by five points or less.

Clemson, which has won five of its past six ACC games, moved to 16-13 overall, 8-7 in league play. The Tigers avenged a 67-65 loss to the Hokies in Blacksburg on Feb. 4.

Clemson took a 58-56 lead on two free throws by Tanner Smith with 2:45 left in the game. Tech had chances to tie the game or take the lead, but couldn't convert, coming up empty on its final four possessions of the game.

Clemson's Andre Young was whistled for a push off with 11.7 seconds remaining, giving the Hokies a final opportunity. Following a timeout with 7.5 seconds to go, Tech's Erick Green drove the lane and delivered a nice pass to Cadarian Raines, who was fouled with 2.2 seconds left.

Raines missed the first attempt, and after a Clemson timeout, he intentionally missed the second one. But Smith got the rebound and held on to the ball as time expired.

Jarell Eddie paced the Hokies with 15 points, hitting 5 of 10 from the floor, including 3 of 6 from beyond the 3-point arc.

Green scored just eight points, which snapped his string of double-figure scoring performances at 30 games.

Smith scored 14 points for the Tigers, while Young added 10 and Devin Booker scored 11.

VIRGINIA TECH (15-15, 4-11 ACC)

Player	MP	FG	FT	TR	PF	A	TO	Bik	Stl	TP
Dorezo Hudson, g	35	4-7	0-0	5	1	1	2	0	0	11
Erick Green, g	35	3-11	0-0	4	0	3	0	0	1	8
Jarell Eddie, g	31	5-10	2-2	4	4	2	5	0	0	15
Cadarian Raines, f	32	6-12	0-3	8	2	0	1	0	0	12
Dorian Finney-Smith, f	24	1-4	2-4	5	4	1	1	0	0	4
Robert Brown	19	1-2	2-2	1	2	3	0	2	4	
Marquis Rankin	14	0-1	0-0	2	1	2	0	2	0	0
C.J. Barksdale	10	1-2	0-0	0	2	0	0	1	0	2
TEAM				3						
Totals	200	21-49	6-11	30	17	11	14	1	5	56

CLEMSON (16-13, 8-7 ACC)

Player	MP	FG	FT	TR	PF	A	TO	Bik	Stl	TP
Tanner Smith, g	33	5-10	4-5	6	1	4	2	0	2	14
Andre Young, g	33	4-9	2-4	1	1	2	2	0	2	10
Bryan Narcisse, f	12	0-2	0-0	1	1	2	1	0	2	0
Milton Jennings, f	35	2-9	2-5	12	3	2	2	0	1	6
Catalin Baciu, c	13	3-5	2-3	3	3	0	0	2	1	8
T.J. Sapp	6	0-0	0-0	0	0	0	0	0	0	0
Rod Hall	13	1-2	0-0	1	1	0	1	0	1	2
Devin Coleman	18	3-6	0-0	4	1	0	1	0	3	6
Bernard Sullivan	3	0-0	0-0	0	0	0	0	0	0	0
Devin Booker	27	4-5	3-4	4	2	3	3	0	1	11
K.J. McDaniels	7	0-2	1-2	3	0	0	0	0	0	1
TEAM				1						
Totals	200	22-50	14-25	36	13	13	12	2	13	58

3-Pointers..... VT 8 (Eddie 3, Hudson 3, Green 2)
 CU 0

Blocks..... VT 1 (Barksdale)
 CU 2 (Baciu 2)

Steals..... VT 5 (Brown 2, Rankin 2, Green)

..... CU 13 (Coleman 3, Narcisse 2, Smith 2, Young 2,
 Baciu, Booker, Hall, Jennings)

Officials..... Luckie, Burr, Kelly

Technical..... CU - 1 (Smith)

Attendance..... 8,735

Percentages:
 Virginia Tech FG%...42.9 3FG%...50.0 FT%...54.5
 Clemson FG%...44.0 3FG%...00.0 FT%...56.0

Virginia Tech	31	25	—	56
Clemson	33	25	—	58

game 31

NC STATE 70, VIRGINIA TECH 58

MARCH 4, 2012 • 6 P.M. • BLACKSBURG, VA.

N.C. State used big runs in both the first and second halves, and that enabled the Wolfpack to pull away from Virginia Tech 70-58 in the ACC regular-season finale held Sunday night at Cassell Coliseum.

The loss marked the fourth straight for the Hokies, who fell to 15-16 on the season, 4-12 in the ACC. Tech will be the No. 10 seed in the ACC Tournament, which starts on Thursday at Philips Arena in Atlanta. The Hokies will play No. 7 seed Clemson at 7 p.m. The two teams split during the regular season, each winning on its home court.

Scott Wood scored 19 points and C.J. Leslie added 18 to lead the Wolfpack (20-11, 9-7 ACC), which snapped a four-game losing streak to the Hokies and clinched the No. 5 seed in the ACC Tournament. The Wolfpack will play No. 12 seed Boston College at 2:30 p.m.

N.C. State trailed early, but used a 16-2 run midway through the first half to take the lead for good, with Wood and Leslie scoring six each in that run.

In the second half, the Hokies cut the Wolfpack lead to 51-47 on an Erick Green jumper with 10:30 remaining, but N.C. State coach Mark Gottfried switched his defense from man-to-man to a 2-3 zone. The Wolfpack then answered with an 11-0 run and never looked back.

Wood hit 5 of 11 from the floor, including three 3-pointers, and made all six of his free-throw attempts. Leslie hit 7 of 9 from the floor, as the Wolfpack shot 51.1 percent (23 of 45). He also grabbed 11 rebounds, leading the Wolfpack to a 40-25 advantage on the glass.

Cadarian Raines scored 15 points for the Hokies, who shot just 36.7 percent (22 of 60). Dorian Finney-Smith added 14 points and eight rebounds.

NC STATE (20-11, 9-7 ACC)

Player	MP	FG	FT	TR	PF	A	TO	Blk	Stl	TP
Lorenzo Brown, g	34	4-8	2-3	3	1	4	5	1	1	10
CJ Williams, g	32	3-5	2-2	1	2	1	0	1	2	8
Richard Howell, f	18	3-5	1-2	10	3	0	3	0	0	7
CJ Leslie, f	38	7-9	4-6	11	2	0	6	0	0	18
Scott Wood, f	35	5-11	6-6	5	3	2	1	0	1	19
DeShawn Painter	21	0-5	1-2	5	4	0	1	0	0	1
Alex Johnson	20	1-2	3-4	2	4	1	2	0	0	5
Tyler Harris	2	0-0	2-2	0	0	0	0	0	0	2
TEAM				3						
Totals	200	23-45	21-27	40	19	8	18	2	4	70

VIRGINIA TECH (15-16, 4-12 ACC)

Player	MP	FG	FT	TR	PF	A	TO	Blk	Stl	TP
Dorenzo Hudson, g	36	2-10	1-4	3	2	0	1	0	0	5
Erick Green, g	32	4-13	4-5	0	1	5	0	0	0	12
Joey Racer, g	3	0-2	0-0	0	0	0	0	0	0	0
Cadarian Racer, f	32	6-10	3-7	5	3	0	0	0	2	15
Jarell Eddie, f	12	2-4	0-0	0	5	0	0	0	0	5
Robert Brown	24	2-7	0-0	2	2	2	1	1	1	5
Marquis Rankin	15	1-3	0-0	2	2	2	5	0	0	2
Dorian Finney-Smith	30	5-9	1-1	8	4	1	0	0	0	14
C.J. Barksdale	16	0-2	0-1	2	1	0	0	2	0	0
TEAM				3						
Totals	200	22-60	9-18	25	20	10	7	3	3	58

3-Pointers.....VT 5 (Finney-Smith 3, Brown, Eddie)
NCST 3 (Wood 3)
Blocks.....VT 3 (Barksdale 2, Brown)
NCST 2 (Brown, Williams)
Steals.....VT 3 (Raines 2, Brown)
NCST 4 (Williams 2, Brown, Wood)

Officials.....Kersey, Lindsay, Styons
Technicals.....None
Attendance.....9,847

Percentages:

NC State	FG%...51.1	3FG%...27.3	FT%...77.8
Virginia Tech	FG%...36.7	3FG%...25.0	FT%...50.0

NC State	38	32	—	70
Virginia Tech	29	29	—	58

game 32

VIRGINIA TECH 68, CLEMSON 63

MARCH 8, 2012 • 7 P.M. • ATLANTA, GA.
 ACC TOURNAMENT FIRST ROUND

Erick Green scored a game-high 24 points, and the Virginia Tech Hokies made 5 of 6 from the free-throw line in the final 34 seconds to hold off Clemson 68-63 in an ACC Tournament first-round game played Thursday night at Philips Arena.

With the win, the Hokies, seeded 10th in the tournament, moved to 16-16 overall on the season, and improved to 3-1 in ACC Tournament first-round games. Seventh seed Clemson fell to 16-15 overall.

With the game tied at 52, the Hokies went on a 9-0 run that started with back-to-back 3-pointers by Dorenzo Hudson and Green, the latter coming with 3:51 left in the game. A Cadarian Raines free throw and a stick-back by Dorian Finney-Smith with 2:23 to go ended the run and gave the Hokies a 61-52 lead.

Clemson cut the lead to four, 61-57, on a 3-pointer by Devin Coleman with 1:48 remaining, but the Tigers hurt themselves with shoddy free-throw shooting. They made just 3 of 8 in the final 1:17 of the game.

In contrast, the Hokies nailed 5 of 6 in the waning moments, including two each by Hudson and Green. Green's two free throws with 20.7 seconds left gave Tech a 66-60 lead, and after a 3-pointer by Clemson's Milton Jennings with 17 seconds remaining, Hudson knocked down two free throws with 15 seconds left to seal the game.

Green's 24 points were the second-most points scored by a Tech player in an ACC Tournament game (A.D. Vassallo, 26 vs. UNC, 2009).

As a team, Tech made 17-of-20 from the stripe.

VIRGINIA TECH (16-16, 4-12 ACC)

Player	MP	FG	FT	TR	PF	A	TO	Blk	Stl	TP
Dorenzo Hudson, g	34	6-12	4-4	4	4	1	2	0	0	19
Erick Green, g	34	7-11	8-8	4	1	4	1	0	1	24
Cadarian Raines, f	30	4-6	1-2	4	2	0	0	1	0	9
Dorian Finney-Smith, f	36	3-10	2-4	8	1	3	0	0	3	8
Jarell Eddie, f	25	1-7	2-2	1	1	0	1	0	1	5
Robert Brown	30	1-6	0-0	4	2	4	3	0	0	3
C.J. Barksdale	11	0-1	0-0	3	2	0	1	0	0	0
TEAM				3			3			
Totals	200	22-53	17-20	31	13	12	11	1	1	68

CLEMSON (16-15, 8-8 ACC)

Player	MP	FG	FT	TR	PF	A	TO	Blk	Stl	TP
Tanner Smith, g	35	5-12	1-3	6	1	6	1	0	1	12
Andre Young, g	39	4-10	2-2	3	2	2	1	0	0	13
Bryan Narcisse, f	13	0-0	1-2	2	1	1	0	0	0	1
Milton Jennings, f	35	5-12	0-0	4	2	2	3	2	0	13
Devin Booker, f	33	2-4	3-6	8	4	0	4	0	0	7
Rod Hall	4	0-0	0-0	1	0	0	0	0	0	0
Catalin Baciuc	6	1-1	0-0	0	0	0	0	0	0	2
Devin Coleman	26	6-10	2-2	3	1	1	1	0	1	15
Bernard Sullivan	2	0-0	0-0	0	0	0	0	0	0	0
K.J. McDaniel	7	0-1	0-0	0	2	0	1	0	0	0
TEAM				2			1			
Totals	200	23-50	9-15	29	13	12	12	2	2	63

3-Pointers.....VT 7 (Hudson 3, Green 2, Brown, Eddie)
CU 8 (Jennings 3, Young 3, Coleman, Smith)
Blocks.....VT 1 (Raines)
Steals.....VT 5 (Finney-Smith 3, Eddie, Green)
CU 2 (Coleman, Smith)

Officials.....Ayers, Kersey, Corbin
Technicals.....None
Attendance.....XX

Percentages:

Virginia Tech	FG%...41.5	3FG%...30.4	FT%...85.0
Clemson	FG%...46.0	3FG%...36.4	FT%...60.0

Virginia Tech	30	38	—	68
Clemson	35	28	—	63

game 33

DUKE 60, VIRGINIA TECH 56

MARCH 9, 2012 • 7 P.M. • ATLANTA, GA.
 ACC TOURNAMENT SECOND ROUND

Virginia Tech's Robert Brown scored 16 points, but the Hokies couldn't overcome No. 6 Duke, falling 60-56 in a cold-shooting ACC Tournament quarterfinal affair Friday night at Philips Arena.

With the loss, the Hokies dropped to 16-17 on the season and fell to 3-4 in ACC Tournament quarterfinal games and 6-8 overall in the ACC Tournament.

The game marked the 11th loss this season by five points or less for the Hokies.

The Hokies trailed 31-29 after a 3-pointer by Erick Green to open the second half. But Tech went ice cold from the floor, hitting just two field goals over nearly a 15-minute span. In fact, a Dorenzo Hudson jumper and a Green basket were the only field goals Tech made before Brown scored back-to-back baskets, the latter coming with 4:22 left to make the score 50-44.

The Hokies cut the lead to 55-51 on a basket by Brown with 1:08 remaining. Brown got fouled on the play, but missed the free throw, leaving the deficit at 4.

After Tyler Thornton missed a 3-pointer for Duke, the Hokies came down with a chance to cut the lead even more. But Green missed a contested jumper in the lane with 21 seconds left, and the ball bounced toward halfcourt, where Austin Rivers picked it up, scored and was fouled with 15.1 seconds left. He made the free throw to give Duke a 58-51 lead and essentially put the game away.

The Hokies shot 30.2 percent — a season worst.

The game marked the final one for Dorenzo Hudson in a Tech uniform. He scored six points on 3 of 9 from the floor and grabbed four rebounds. He finished with exactly 1,200 points in his career.

VIRGINIA TECH (16-17, 4-12 ACC)

Player	MP	FG	FT	TR	PF	A	TO	Blk	Stl	TP
Dorenzo Hudson, g	32	3-9	0-0	4	4	0	0	0	0	6
Erick Green, g	39	3-16	9-9	4	1	2	1	0	0	16
Cadarian Raines, f	30	1-6	4-6	5	3	0	1	0	1	6
Dorian Finney-Smith, f	36	2-7	1-2	12	2	2	2	0	0	7
Jarell Eddie, f	22	1-3	2-2	1	2	2	1	0	0	5
Robert Brown	22	6-9	2-3	6	1	0	3	0	1	16
Marquis Rankin	7	0-0	0-0	4	1	1	0	0	0	0
C.J. Barksdale	12	0-3	0-0	2	2	0	1	0	0	0
TEAM				4						
Totals	200	16-53	18-22	38	19	7	10	0	2	56

NO. 6 DUKE (27-5, 13-3 ACC)

Player	MP	FG	FT	TR	PF	A	TO	Blk	Stl	TP
Austin Rivers, g	40	5-14	6-8	5	4	2	1	0	2	17
Seth Curry, g	34	2-6	4-4	6	1	5	2	0	1	9
Tyler Thornton, f	34	5-16	0-0	4	2	2	0	0	3	13
Miles Plumlee, f	21	1-2	1-1	3	3	0	0	0	0	3
Mason Plumlee, c	37	4-6	4-5	10	3	0	3	3	0	12
Quinn Cook	3	1-2	0-0	0	1	0	0	0	0	2
Josh Hairston	17	2-3	0-0	3	3	1	1	0	0	4
Andre Dawkins	14	0-5	0-0	3	1	0	1	0	0	0
TEAM				3						
Totals	200	20-54	15-18	37	18	10	8	3	6	60

3-Pointers.....VT 6 (Brown 2, Finney-Smith 2, Eddie, Green)
Duke 5 (Thornton 3, Curry, Rivers)
Blocks.....VT 0
Duke 3 (Ma, Plumlee)
Steals.....VT 2 (Brown, Raines)
Duke 6 (Thornton 3, Rivers 2, Curry)


Officials.....Luckie, Clinton, Eades
Technicals.....None
Attendance.....19,520

Percentages:

Virginia Tech	FG%...30.2	3FG%...50.0	FT%...81.8
Duke	FG%...37.0	3FG%...19.2	FT%...83.3

Virginia Tech	26	30	—	56
Duke	31	29	—	60

HOKIES



WORK HARD.

PLAY HARD.

RECORDS & HISTORY



HAVE FUN.

individual records

GAMES

Season

Appeared In: 35, by 15 players

Started: 35, by 10 players

Career

Appeared In: 136, Malcolm Delaney, 2007-11

Started: 126, Dell Curry, 1982-86; Bobby Beecher, 1982-86

Consecutive Starts: 123, Ace Custis, 1993-97

MINUTES PLAYED

Game

Overall: 55, Randy Minix vs. West Virginia, 1-26-72; Dale Solomon vs.

William & Mary, 1-21-81; Dell Curry vs. West Virginia, 2-2-83

ACC: 44, Zabian Dowdell at Clemson, 2-8-06; Jamon Gordon at Virginia,

2-11-06; Zabian Dowdell at Virginia, 2-11-06

ACC Tournament: 40, Malcolm Delaney vs. Miami, 3-12-10; Erick Green vs.

Florida State, 3-11-11

Season

Overall: 1,300, Malcolm Delaney, 2010-11 (34 games)

Highest Average: 38.6, Jay Purcell, 1991-92 (28 games)

ACC: 620, Malcolm Delaney, 2010-11

Career

Overall: 4,688, Malcolm Delaney, 2007-11

Highest Average: 35.1, Dale Solomon, 1978-82

POINTS

Game

Overall: 52, Allan Bristow vs. George Washington, 2-21-73

Home Court: 52, Allan Bristow vs. George Washington, 2-21-73

Opponent's Court: 41, Chris Smith at VMI, 1-19-60; Dell Curry at

Cincinnati, 1-18-86

Neutral Court: 43, Bimbo Coles vs. Virginia, at Richmond Coliseum, 1-25-89

ACC: 37, Malcolm Delaney vs. Clemson, 1-29-09

Losing Effort: 43, Bimbo Coles vs. Virginia, 1-25-89

ACC Tournament: 26, A.D. Vassallo vs. North Carolina, 3-13-09

NCAA Tournament: 29, Glen Combs vs. Indiana, 3-17-67

NIT: 33, A.D. Vassallo vs. Duquesne, 3-18-09



Malcolm Delaney

Season

Overall: 785, Bimbo Coles, 1989-90 (31 games)

ACC: 363, Malcolm Delaney, 2009-10

Highest Average (overall): 26.6, Bimbo Coles, 1988-89 (27 games)

Double-Figure Games: 34, Dell Curry, 1983-84 (35 games)

**30-Point Games:* 9, Bimbo Coles, 1988-89

40-Point Games: 2, Bimbo Coles, 1988-89

50-Point Games: 1, Allan Bristow, 1972-73; Bimbo Coles, 1987-88

Career

Overall: 2,484, Bimbo Coles, 1986-90

Highest Average: 23.1, Allan Bristow, 1970-73

Double-Figure Games: 115, Dell Curry, 1982-86

Consecutive Double-Figure Games: 78, Allan Bristow, 1970-73

**30-Point Games:* 21, Bimbo Coles, 1986-90

40-Point Games: 3, Bimbo Coles, 1986-90

50-Point Games: 1, Allan Bristow, 1970-73; Bimbo Coles, 1986-90

**Games of 40 points or more are not included in these totals.*

Records of returning players in bold.

career scoring leaders

Player	Yrs. Played	Pts.	Avg.
Bimbo Coles	1986-90	2484	21.6
Dell Curry	1982-86	2389	18.9
Malcolm Delaney	2007-11	2255	16.6
Dale Solomon	1978-82	2136	18.4
Perry Young	1981-85	1899	14.7
A.D. Vassallo	2005-09	1822	13.7
Allan Bristow	1970-73	1804	23.1
Zabian Dowdell	2003-07	1785	14.6
Bob Ayersman	1957-61	1782	20.5
Ace Custis	1993-97	1706	13.7
Jeff Allen	2007-11	1702	12.7
Wally Lancaster	1986-89	1696	20.7
Bryant Matthews	2000-04	1656	14.8
Bill Matthews	1952-56	1652	16.5
Chris Smith	1957-61	1635	18.6
Bobby Beecher	1982-86	1548	12.2
Howard Pardue	1961-64	1445	20.0
Shawn Smith	1992-96	1440	12.1
Deron Washington	2004-08	1408	11.0
Glen Combs	1965-68	1361	17.9
Carlos Dixon	2000-05	1348	12.7
Les Henson	1976-80	1334	11.5
Duke Thorpe	1973-77	1294	12.2
Bucky Keller	1959-62	1292	18.2
Keith Colbert	1982-86	1290	10.6
Wayne Robinson	1976-80	1283	11.2
Jamon Gordon	2003-07	1280	10.9
Sumner Tilson	1948-51	1256	16.5
Loyd King	1968-71	1248	17.1
Damon Watlington	1992-96	1224	10.4
Dorenzo Hudson	2007-12	1200	8.9
Jeff Schneider	1978-82	1178	10.2
Rolan Roberts	1997-00	1169	13.6
Dick Sayre	1947-51	1165	11.8
Coleman Collins	2003-07	1144	10.5
Brian Chase	1999-03	1115	11.0
Jay Purcell	1990-94	1075	9.5
Marshall Ashford	1975-79	1058	9.4
Russell Davis	1974-76	1052	19.5
Chris Ellis	1966-69	1050	14.1
Craig Lieder	1971-74	1034	13.6
Shawn Good	1992-96	1008	8.5

FIELD GOALS

Game

Made: 22, Allan Bristow vs. George Washington, 2-21-73
Attempted: 36 (made 19), Bill Matthews vs. The Citadel, 2-23-56;
(made 17), Loyd King vs. NC State, 12-12-70
Percentage (min. 10 attempts): 1.000, Russell Davis, 15-15, vs.
Vermont, 12-31-74
3-PT Made: 7, Wally Lancaster vs. San Francisco St., 1-3-87 and
Richmond, 2-15-88; Zabian Dowdell vs. North Carolina A&T, 12-7-
05; Malcolm Delaney vs. UNLV, 11-28-10
3-PT Attempted: 20 (made 6), Wally Lancaster vs. Marquette, 2-20-88
3-PT Percentage (min. 7 attempts): 1.000, Wally Lancaster, 7-7, vs. San
Francisco St., 1-3-87

Season

Made: 305, Dell Curry, 1985-86 (30 games)
Attempted: 693, Bimbo Coles, 1989-90 (31 games)
Percentage: .669, Duke Thorpe, 168 of 251, 1975-76
3-PT Made: 106, Wally Lancaster, 1987-88 (29 games)
3-PT Attempted: 302, Wally Lancaster, 1987-88
3-PT Percentage: .467, Wally Lancaster, 78 of 167, 1986-87

Career

Made: 1,021, Dell Curry, 1982-86
Attempted: 2,029, Bimbo Coles, 1986-90
Percentage: .604, Duke Thorpe, 529 of 876, 1973-77
3-PT Made: 267, A.D. Vassallo, 2005-09
3-PT Attempted: 727, Malcolm Delaney, 2007-11
3-PT Percentage: .409, Brian Chase, 239 of 584, 1999-03
Consecutive Games with 3-PT Made: 73, Wally Lancaster, 1986-89

FREE THROWS

Game

Made: 20, Terry Penn vs. The Citadel, 1-10-57; Malcolm Delaney vs.
Clemson, 2-6-10; Dorenzo Hudson vs. Seton Hall, 1-2-10
Attempted: 27 (made 18), Bimbo Coles vs. So. Mississippi, 2-6-88
Percentage (min. 10 attempts): 1.000, Rod Wheeler, 18 of 18 vs.
Richmond, 12-28-90; Malcolm Delaney 14 of 14 at Maryland,
2-15-11; Malcolm Delaney 11 of 11 vs. Temple, 11-27-09; Malcolm
Delaney 11 of 11 vs. Campbell, 11-12-10; Malcolm Delaney 10 of
10 three times, 2008-09; Malcolm Delaney, 10 of 10 vs. Boston
College, 2-24-10; Malcolm Delaney 10 of 10 vs. Duke, 2-26-11
Consecutive FTs Made: 18, Terry Penn vs. The Citadel, 1-10-57; Rod
Wheeler vs. Richmond, 12-28-90

Season

Made: 230, Malcolm Delaney, 2009-10 (33 games)
Attempted: 297, Bill Matthews, 1953-54 (27 games)
Percentage: .916, Phil Thieneman, 98 of 107, 1976-77

Career

Made: 721, Malcolm Delaney, 2007-11
Attempted: 853, Malcolm Delaney, 2007-11
Percentage: .845, Malcolm Delaney, 721 of 853, 2007-11

REBOUNDS

Game

Overall: 36, Chris Smith vs. Washington & Lee, 1-9-59
ACC: 19, Jeff Allen at Boston College, 2-5-11
ACC Tournament: 11, Jamon Gordon vs. NC State, 3-10-07; Jeff Allen
vs. Miami, 3-12-10
NCAA Tournament: 19, Ken Talley vs. Toledo, 3-11-67
NIT: 18, Ace Custis vs. New Mexico St., 3-22-95

Season

Overall: 495, Chris Smith, 1959-60 (26 games)
ACC: 164, Jeff Allen, 2010-11
Highest Average: 20.4, Chris Smith, 1958-59 (21 games)

Career

Overall: 1,508, Chris Smith, 1957-61
Highest Average: 17.1, Chris Smith, 1957-61

ASSISTS

Game

Overall: 12, Dave Sensibaugh vs. Oregon, 12-19-75; Bimbo Coles vs.
Missouri, 12-16-87; Troy Manns vs. St. Bonaventure, 1-2-97
ACC: 9, Malcolm Delaney at Georgia Tech, 3-6-10; Malcolm Delaney vs.
Wake Forest, 1-15-11
ACC Tournament: 8, Malcolm Delaney vs. Miami, 3-12-0
NCAA Tournament: 8, Troy Manns vs. Kentucky, 3-16-96
NIT: 10, Malcolm Delaney vs. Baylor, 3-21-09

Season

Overall: 192, Dave Sensibaugh, 1975-76 (28 games)
ACC: 78, Malcolm Delaney, 2009-10
Highest Average (overall): 6.9, Dave Sensibaugh, 1975-76

Career

Overall: 547, Bimbo Coles, 1986-90
Highest Average: 4.8, Bimbo Coles, 1986-90

STEALS

Game

Overall: 8, Dell Curry vs. Louisville, 1-14-84; Rod Wheeler vs. VCU,
12-11-90; Jamon Gordon vs. William & Mary, 12-23-03
ACC: 6, Carlos Dixon vs. Wake Forest, 2-5-05; Jamon Gordon vs. NC
State, 2-18-06; Jamon Gordon vs. Maryland, 1-21-07; Jamon Gordon
vs. Virginia, 2-10-07; Jeff Allen at N.C. State, 2-5-08; Hank Thorns at
Maryland, 2-20-2008
ACC Tournament: 7, Jamon Gordon vs. Wake Forest, 3-9-07
NCAA Tournament: 7, Jamon Gordon vs. Illinois, 3-16-07

Season

Overall: 94, Jamon Gordon, 2006-07 (34 games)
ACC: 43, Jamon Gordon, 2005-06
ACC Tournament: 10, Jamon Gordon, 2007 (2 games)
Highest Average (overall): 2.8, Jamon Gordon, 2006-07 (34 games)

Career

Overall: 295, Dell Curry, 1982-86
Highest Average: 2.5, Jamon Gordon, 2003-07 (117 games)

BLOCKED SHOTS

Game

Overall: 9, Roy Brow vs. James Madison, 12-6-86 & Baptist College,
12-12-87
ACC: 6, Coleman Collins vs. Virginia, 2-10-07
ACC Tournament: 3, Coleman Collins vs. Virginia, 3-9-06

Season

Overall: 100, by Roy Brow, 1987-88 (28 games)
ACC: 20, Coleman Collins, 2006-07

Career

Overall: 251, Roy Brow, 1984-88
Highest Average: 2.4, Roy Brow, 1984-88

FOULS

Season

Committed: 121, Jeff Allen, 2009-10 (34 games)
Disqualifications: 9, shared by four players

Career

Committed: 460, Jeff Allen, 2007-11
Disqualifications: 27, Keith Colbert, 1982-86

TURNOVERS

Game

Overall: 11, Bimbo Coles vs. Creighton, 12-30-89
ACC: 7, Deron Washington vs. North Carolina, 12-19-04; Carlos Dixon
at Florida State, 1-8-05; Zabian Dowdell vs. Clemson, 3-4-07
ACC Tournament: 5, Zabian Dowdell vs. Georgia Tech, 3-11-05

Season

Overall: 113, Dell Curry, 1983-84 (35 games)
ACC: 56, Malcolm Delaney, 2009-10

Career

Overall: 388, Dell Curry, 1982-86

team records

career scoring leaders

POINTS

Game

Overall: 141, vs. Southern Mississippi, 2-6-88
 Home Court: 141, vs. Southern Mississippi, 2-6-88
 Opponent's Court: 108, vs. Guilford, 12-14-55
 Neutral Court: 115, vs. St. Bonaventure, 1-3-76 (Roanoke CC)
 First Half: 68, vs. South Carolina St., 12-18-82
 Second Half: 73, vs. Johns Hopkins, 11-30-81
 Overtime Period: 22, vs. Florida State, 1-12-81
 Losing Effort: 106, vs. Virginia, 1-25-89
 ACC: 102, vs. Georgia Tech, 2-13-11
 ACC Tournament: 76, vs. North Carolina, 3-13-09
 NCAA Tournament: 89, vs. Western Kentucky, 3-7-80
 NIT: 116, vs. Duquesne, 3-18-09
 Fewest Scored: 7, vs. Washington & Lee, 1-27-23
 Fewest Allowed: 2, vs. Virginia Christian, 2-9-17
 Most Allowed: 133, vs. Southern Mississippi, 2-6-88
 Both Teams: 274, vs. Southern Mississippi, 141-133, 2-6-88

Season

Overall: 2,646, 1987-88 team (29 games)
 ACC: 1,155, 2009-10
 Highest Average: 91.2, 1987-88
 100-Point Games: 7, 1975-76 team and 1987-88
 Consecutive 100-Point Games: 2, six times
 100-Point Games Allowed: 7, 1988-89

FIELD GOALS

Game

Made: 52, vs. VMI, 2-20-59
 Attempted: 111 (made 37), vs. VMI, 1-25-60
 Highest Percentage: .722, vs. Syracuse, 39 of 54, 1-28-76
 Highest Percentage for a Half: .821, vs. Syracuse, 23 of 28, 1-28-76
 Highest Percentage in an ACC game: .600, at Wake Forest, 27 of 45, 2-22-11
 Lowest Percentage: .224, vs. Alabama, 19 of 78, 1-4-61
 Lowest Percentage for a Half: .194, vs. Marquette, 7 of 36, 2-15-94
 3-PT Made: 16, vs. Marquette, 1-7-89
 3-PT Attempted: 36, vs. Marquette, 1-7-89
 Highest 3-PT Percentage (min. 10 attempts): .692, vs. Florida St., 9 of 13, 2-24-90

Season

Made: 1,058, 1983-84 (35 games)
 Attempted: 2,168, 1989-90 (31 games)
 Highest Percentage: .517, 1981-82, 1,030 of 1,993
 Lowest Percentage: .312, 1953-54, 575 of 1,845
 3-PT Made: 207, 2008-09
 3-PT Attempted: 615, 2008-09
 Highest 3-PT Percentage: .395, 1995-96, 155 of 392
 Lowest 3-PT Percentage: .300, 1991-92, 115 of 383

FREE THROWS

Game

Made: 52, vs. William & Mary, 2-16-57
 Attempted: 63, vs. William & Mary, 2-16-57
 Highest Percentage (min. 10 attempts): 1.000, vs. North Carolina, 17 of 17, 3-4-09; (min. 20 attempts): .957, vs. Dayton, 22 of 23, 12-17-76
 Lowest Percentage (min. 1 made): .125, vs. East Carolina, 1 of 8, 2-18-67

Season

Made: 614, 2009-10 (34 games)
 Attempted: 906 (made 535), 1953-54 (27 games)
 Highest Percentage: .750, 1980-81, 464 of 619
 Lowest Percentage: .572, 1948-49, 298 of 521

VIRGINIA TECH

	Year
141 vs. Southern Mississippi (141-133) (2OT).....	87-88
127 vs. William & Mary (127-92).....	72-73
122 vs. VMI (122-61).....	83-84
122 vs. South Carolina State (122-73).....	82-83
122 vs. Birmingham Southern (122-70).....	76-77
119 vs. Buffalo State (119-66).....	78-79
118 vs. VMI (118-60).....	58-59
117 vs. George Washington (117-89).....	72-73
116 vs. Johns Hopkins (116-64).....	81-82
116 vs. The Citadel (116-93).....	60-61
116 vs. Duquesne (116-108) (2OT).....	2008-09

OPPONENTS

	Year
133 vs. Southern Mississippi (141-133) (2OT).....	87-88
127 at Southern Mississippi (102-127).....	87-88
127 at West Virginia (72-127).....	64-65
125 at Furman (87-125).....	54-55
120 at Houston (79-120).....	67-68
117 at Florida State (97-117).....	88-89
114 at NC State (66-114).....	50-51
113 vs. Virginia (106-113).....	88-89
113 at Marshall (57-113).....	52-53
112 at Memphis (104-112).....	87-88
112 vs. Duke (79-112).....	65-66

REBOUNDS

Game

Overall: 83, vs. VMI, 2-19-61
 ACC: 52, vs. Maryland, 2-27-10
 ACC Tournament: 51, vs. Miami, 3-14-08
 NCAA Tournament: 55, vs. Indiana, 3-17-67
 NIT: 52, vs. Notre Dame, 3-25-73
 Fewest: 15, vs. Tulane, 3-8-84

Season

Overall: 1,461, 1959-60 (26 games)
 ACC: 620, 2007-08
 Highest Average: 57.4, 1958-59 (21 games)
 Lowest Average: 32.0, 1983-84 (35 games)
 Highest Margin: +13.9, 1958-59
 Lowest Margin: -6.0, 1992-93

ASSISTS

Game

Overall: 31, vs. South Carolina St., 12-18-82
 ACC: 23, vs. Wake Forest, 1-15-11
 ACC Tournament: 15, vs. Wake Forest, 3-9-07 & vs. North Carolina, 3-13-09
 NCAA Tournament: 16, vs. Kentucky, 3-16-96
 NIT: 23, vs. William & Mary, 3-17-83

Season

Overall: 561, 1982-83 (34 games)
 ACC: 199, 2006-07

STEALS

Game

Overall: 21, at Clemson, 2-8-06
 ACC: 21, at Clemson, 2-8-06
 ACC Tournament: 13 vs. Wake Forest, 3-9-07; vs. Miami, 3-12-10

Season

Overall: 327, 1983-84 team (35 games)
 ACC: 152, 2005-06

BLOCKED SHOTS

Game

Overall: 15, vs. Coastal Carolina, 12-4-93; vs. VMI, 12-9-09
 ACC: 12, vs. Duke, 2-17-05; at NC State, 2-10-10
 ACC Tournament: 5, vs. Virginia, 3-9-06; vs. Wake Forest, 3-9-07

Season

Overall: 168, 2007-08 team (35 games)
 ACC: 73, 2007-08

TURNOVERS

Game

Overall: 40, vs. Austin Peay, 12-7-74
 ACC: 24, at Georgia Tech, 1-19-08
 Fewest: 2, vs. Wake Forest, 3-9-07 (ACC Tournament)
 Fewest ACC: 5, vs. N.C. State, 1-31-07; vs. Georgia Tech, 2-18-12

Season

Overall: 547, 1978-79 (31 games)
 Fewest: 337, 2005-06 (30 games)
 Best Margin: +4.8, 1987-88 (29 games); 1989-90 (31 games)
 Worst Margin: -6.5, 2001-02 (27 games)

FOULS

Game

Overall: 39, vs. N.C. State, 12-12-70
 ACC: 34, at Duke, 1-30-05
 Disqualifications: 6, vs. NC State, 12-12-70 & Louisville, 2-10-86

Season

Overall: 724, 1982-83 team (34 games)
 ACC: 344, 2007-08
 Disqualifications: 34, 1987-88 team

MISCELLANEOUS RECORDS

Game

Largest Victory Margin: 81, vs. Washington & Lee, 105-24, 1-9-59
 Largest Margin of Defeat: 56, vs. Marshall, 113-57, 12-9-52
 Most Overtimes: 3, vs. West Virginia, 1-26-72; William & Mary, 1-21-81; and West Virginia, 2-2-83
 Most Double-Figure Scorers: 7, vs. Johns Hopkins, 11-30-81
 Most Double-Figure Rebounders: 4, vs. VMI, 3-2-62

largest margin of victory

VIRGINIA TECH	Year
81 vs. Washington & Lee (105-24)	58-59
65 vs. Mt. St. Mary's (99-34)	2010-11
62 vs. CCNY (113-51)	78-79
61 vs. VMI (122-61)	83-84
59 vs. Hampden-Sydney (67-8)	19-20
58 vs. VMI (118-60)	58-59
57 vs. Va. Christian (59-2)	16-17
56 vs. The Citadel (103-47)	55-56
56 vs. Roanoke (65-9)	10-11
56 vs. Davidson (68-12)	09-10

OPPONENTS	Year
56 at Marshall (57-113)	52-53
55 at West Virginia (72-127)	64-65
54 vs. Duke (53-107)	53-54
52 at Eastern Kentucky (43-95)	51-52
49 at West Virginia (52-101)	88-89
48 vs. Virginia (59-107)	54-55
48 at NC State (66-114)	50-51
46 at George Washington (59-105)	52-53
45 vs. N.C. State (51-96)	53-54
44 at George Washington (30-74)	39-40

MISCELLANEOUS RECORDS

Season

Most Wins: 25, 2009-10 (34 games); 1994-95 (35 games)
 Fewest Losses: 0, 1909-10 (11 games)
 Highest Won-Loss Percentage: 1.000, 1909-10, 11-0
 Most Losses: 24, 1953-54 (27 games)
 Fewest Wins: 1, 1933-34 (16 games)
 Lowest Won-Loss Percentage: .063, 1933-34, 1-15
 Most Consecutive Wins (single season): 12, 1917-18, 15-5
 Most Consecutive Wins (over two seasons): 19, 1909-11 and 1917-19
 Most Consecutive Losses: 18, 1954-55
 Most Consecutive Winning Seasons: 12, 1974-86
 Most Consecutive Losing Seasons: 18, 1923-41
 Most Consecutive Non-Losing Seasons: 16, 1970-86

team marks

Season	W- L	FG%	FT%	Reb.	Avg.	Pts.	Avg.
1956-57	14- 8	.397	.716	840	38.2	1548	70.4
1957-58	11- 8	.406	.692	860	45.3	1419	74.7
1958-59	16- 5	.433	.695	1205	*57.4	1758	83.7
1959-60	20- 6	.420	.734	*1460	56.2	2127	81.8
1960-61	15- 7	.438	.698	1229	55.9	1874	85.2
1961-62	19- 6	.451	.728	1256	50.2	2047	81.9
1962-63	12-12	.446	.699	1064	44.3	1758	73.3
1963-64	16- 7	.439	.718	1148	49.9	1813	78.8
1964-65	13-10	.447	.661	1186	51.6	1878	81.7
1965-66	19- 5	.468	.709	1171	48.8	2051	85.5
1966-67	20- 7	.465	.624	1316	48.7	2130	78.9
1967-68	14-11	.470	.694	1085	43.4	1954	78.2
1968-69	14-12	.436	.710	1213	46.7	1956	75.2
1969-70	10-12	.421	.710	1001	45.5	1600	72.7
1970-71	14-11	.448	.724	1273	50.9	2047	81.9
1971-72	16-10	.431	.677	1312	50.5	2004	77.1
1972-73	22- 5	.457	.681	1315	48.7	2309	85.5
1973-74	13-13	.411	.684	1142	43.9	1975	76.0
1974-75	16-10	.477	.732	1140	43.8	2090	80.4
1975-76	21- 7	.502	.698	1277	45.6	2441	87.2
1976-77	19-10	.474	.720	1206	41.6	2342	80.8
1977-78	19- 8	.479	.684	1115	41.3	2314	85.7
1978-79	22- 9	.511	.727	1152	37.2	2547	82.2
1979-80	21- 8	.497	.722	1018	35.1	2175	75.0
1980-81	15-13	.477	*.750	932	33.3	2034	72.6
1981-82	20-11	*.517	.698	1020	32.9	2437	78.6
1982-83	23-11	.503	.708	1130	33.2	2603	76.6
1983-84	22-13	.508	.682	1120	32.0	2594	74.1
1984-85	20- 9	.500	.683	1122	38.7	2346	80.9
1985-86	22- 9	.499	.731	1105	35.6	2440	78.7
1986-87	10-18	.435	.664	1073	38.3	2034	72.6
1987-88	19-10	.444	.686	1244	42.9	*2646	*91.2
1988-89	11-17	.424	.718	1190	42.5	2441	87.2
1989-90	13-18	.404	.643	1205	38.9	2384	76.9
1990-91	13-16	.419	.677	1074	37.0	2133	73.6
1991-92	10-18	.440	.650	986	35.2	1822	65.1
1992-93	10-18	.406	.688	969	34.6	1880	67.1
1993-94	18-10	.437	.685	1065	38.0	2028	72.4
1994-95	*25-10	.475	.693	1323	37.8	2640	75.4
1995-96	23- 6	.457	.698	1011	34.9	2036	70.2
1996-97	15-16	.436	.665	999	32.2	1934	62.4
1997-98	10-17	.370	.675	965	35.7	1787	66.2
1998-99	13-15	.428	.663	985	35.2	1829	65.3
1999-00	16-15	.437	.658	1082	34.9	1997	64.4
2000-01	8-19	.413	.654	935	34.6	1770	65.6
2001-02	10-18	.426	.685	1114	39.8	1943	69.4
2002-03	12-17	.424	.665	1066	36.8	2036	70.2
2003-04	15-14	.411	.599	1007	34.7	1931	66.6
2004-05	16-14	.427	.642	1012	33.7	2056	68.5
2005-06	14-16	.454	.645	950	31.7	2060	68.7
2006-07	22-12	.468	.660	1131	33.3	2430	71.5
2007-08	21-14	.439	.681	1305	37.3	2456	70.2
2008-09	19-15	.437	.724	1264	37.2	2470	72.6
2009-10	*25- 9	.427	.717	1278	37.6	2473	72.7
2010-11	22-12	.452	.710	1168	34.4	2390	70.3

*Tech record

year-by-year leaders

POINTS

Season	Name, Position	Pts.
1956-57	Abe Coates, C	354
1957-58	Bob Ayersman, F	393
1958-59	Bob Ayersman, F	556
1959-60	Chris Smith, C	577
1960-61	Chris Smith, C	438
1961-62	Bucky Keller, G	543
1962-63	Howard Pardue, F	446
1963-64	Howard Pardue, F	472
1964-65	John Wetzel, F	330
1965-66	John Wetzel, F	445
1966-67	Glen Combs, G	577
1967-68	Glen Combs, G	522
1968-69	Chris Ellis, G	514
1969-70	Loyd King, G	430
1970-71	Loyd King, G	532
1971-72	Allan Bristow, F	650
1972-73	Allan Bristow, C	644
1973-74	Craig Lieder, F	444
1974-75	Russell Davis, F	490
1975-76	Russell Davis, F	562
1976-77	Duke Thorpe, F	453
1977-78	Ron Bell, G	441
1978-79	Dale Solomon, C	534
1979-80	Dale Solomon, F	485
1980-81	Dale Solomon, C	589
1981-82	Dale Solomon, C	528
1982-83	Perry Young, F	548
1983-84	Dell Curry, G	674
1984-85	Perry Young, F	536
1985-86	Dell Curry, G	722
1986-87	Wally Lancaster, G	462
1987-88	Bimbo Coles, G	702
1988-89	Bimbo Coles, G	717
1989-90	Bimbo Coles, G	*785
1990-91	Antony Moses, G-F	465
1991-92	Thomas Elliott, F	337
1992-93	Thomas Elliott, F	321

1993-94	Jay Purcell, G	372
1994-95	Shawn Smith, F	560
1995-96	Ace Custis, F	390
1996-97	Ace Custis, F	456
1997-98	Rolan Roberts, F	366
1998-99	Eddie Lucas, G	418
1999-00	Dennis Mims, F	412
2000-01	Brian Chase, G	297
2001-02	Brian Chase, G	317
2002-03	Bryant Matthews, F	503
2003-04	Bryant Matthews, F	641
2004-05	Zabian Dowdell, G	431
2005-06	Zabian Dowdell, G	460
2006-07	Zabian Dowdell, G	592
2007-08	A.D. Vassallo, G	592
2008-09	A.D. Vassallo, G	648
2009-10	Malcolm Delaney, G	667
2010-11	Malcolm Delaney, G	637
2011-12	Erick Green, G	483

1973-74	Craig Lieder, F	17.8
1974-75	Russell Davis, F	18.8
1975-76	Russell Davis, F	20.1
1976-77	Duke Thorpe, F	15.6
1977-78	Ron Bell, G	16.3
1978-79	Dale Solomon, C	17.8
1979-80	Dale Solomon, F	16.7
1980-81	Dale Solomon, C	21.0
1981-82	Dale Solomon, C	18.2
1982-83	Perry Young, F	16.1
1983-84	Dell Curry, G	19.3
1984-85	Perry Young, F	18.5
1985-86	Dell Curry, G	24.1
1986-87	Wally Lancaster, G	17.1
1987-88	Bimbo Coles, G	24.2
1988-89	Bimbo Coles, G	*26.6
1989-90	Bimbo Coles, G	25.3
1990-91	Antony Moses, G-F	16.0
1991-92	Thomas Elliott, F	12.0
1992-93	Thomas Elliott, F	11.9
1993-94	Jay Purcell, G	13.3
1994-95	Shawn Smith, F	16.0
1995-96	Ace Custis, F	13.4
1996-97	Ace Custis, F	14.7
1997-98	Rolan Roberts, F	13.6
1998-99	Eddie Lucas, G	14.9
1999-00	Dennis Mims, F	14.2
2000-01	Brian Chase, G	12.9
2001-02	Carlos Dixon, G-F	12.2
2002-03	Bryant Matthews, F	17.3
2003-04	Bryant Matthews, F	22.1
2004-05	Zabian Dowdell, G	14.4
2005-06	Zabian Dowdell, G	15.3
2006-07	Zabian Dowdell, G	17.4
2007-08	A.D. Vassallo, G	16.9
2008-09	A.D. Vassallo, G	19.1
2009-10	Malcolm Delaney, G	20.2
2010-11	Malcolm Delaney, G	18.7
2011-12	Erick Green, G	15.6

SCORING AVERAGE

Season	Name, Position	Av.
1956-57	Abe Coates, C	16.1
1957-58	Bob Ayersman, F	20.7
1958-59	Bob Ayersman, F	26.5
1959-60	Chris Smith, C	22.2
1960-61	Chris Smith, C	19.9
1961-62	Bucky Keller, G	21.7
1962-63	Howard Pardue, F	18.6
1963-64	Howard Pardue, F	20.5
1964-65	John Wetzel, F	14.3
1965-66	John Wetzel, F	18.5
1966-67	Glen Combs, G	21.3
1967-68	Glen Combs, G	20.9
1968-69	Chris Ellis, G	19.7
1969-70	Loyd King, G	19.3
1970-71	Loyd King, G	21.3
1971-72	Allan Bristow, F	25.0
1972-73	Allan Bristow, C	23.9

records by class

	Freshman	Sophomore	Junior	Senior
<i>Points</i>	534 Dale Solomon, 1978-79	702 Bimbo Coles, 1987-88	717 Bimbo Coles, 1988-89	785 Bimbo Coles, 1989-90
<i>Scoring Average</i>	20.7 Bob Ayersman, 1957-58	26.5 Bob Ayersman, 1958-59	26.6 Bimbo Coles, 1988-89	25.3 Bimbo Coles, 1989-90
<i>FG Made</i>	205 Dale Solomon, 1978-79	293 Dell Curry, 1983-84	249 Bimbo Coles, 1988-89	305 Dell Curry, 1985-86
<i>FG Attempted</i>	417 Dell Curry, 1982-83	561 Dell Curry, 1983-84	561 Wally Lancaster, 1987-88	693 Bimbo Coles, 1989-90
<i>FG Percentage</i>	.570 Bobby Beecher, 1982-83	.564 Dale Solomon, 1979-80	.669 Duke Thorpe, 1975-76	.603 Duke Thorpe, 1976-77
<i>FT Made</i>	124 Dale Solomon, 1978-79	225 Malcolm Delaney, 2008-09	230 Malcolm Delaney, 2009-10	181 Malcolm Delaney, 2010-11
<i>FT Attempted</i>	163 Dale Solomon, 1978-79	297 Bill Matthews, 1953-54	273 Malcolm Delaney, 2009-10	219 Deron Washington, 2007-08
<i>FT Percentage</i>	.913 Bobby Beecher, 1982-83	.844 Paul Long, 1963-64	.852 Dale Solomon, 1980-81	.916 Phil Thieneman, 1976-77
<i>Rebounds</i>	255 Ace Custis, 1993-94	429 Chris Smith, 1958-59	495 Chris Smith, 1959-60	362 Chris Smith, 1960-61
<i>Rebound Average</i>	11.7 Chris Smith, 1957-58	20.4 Chris Smith, 1958-59	19.0 Chris Smith, 1959-60	16.5 Chris Smith, 1960-61
<i>Fouls</i>	110 Bobby Beecher, 1982-83	117 Bobby Beecher, 1983-84	121 Jeff Allen, 2009-10	117 Jeff Allen, 2010-11
<i>DQs</i>	5 by four players	9 Wayne Robinson, 1977-78	9 Charlie Lipscomb, 1970-71 Tic Price, 1977-78	9 Dan Wetzel, 1968-69
<i>Assists</i>	113 Hank Thorns, 2007-08	172 Bimbo Coles, 1987-88	147 Malcolm Delaney, 2009-10	192 Dave Sensibaugh, 1975-76
<i>Blocked Shots</i>	60 Rolan Roberts, 1997-98	58 Dennis Mims, 1999-00	86 Roy Brow, 1986-87	100 Roy Brow, 1987-88
<i>Steals</i>	69 Jeff Allen, 2007-08	89 Dell Curry, 1983-84	70 Zabian Dowdell, 2005-06	94 Jamon Gordon, 2006-07
<i>Games Played</i>	35 Malcolm Delaney, 2007-08 Hank Thorns, 2007-08	35 by three players	35 by seven players	35 Deron Washington, 2007-08
<i>Minutes Played</i>	1024 Dell Curry, 1982-83	1255 Malcolm Delaney, 2008-09	1297 Damon Watlington, 1994-95 Shawn Good, 1994-95	1300 Malcolm Delaney, 2010-11

YEAR-BY-YEAR LEADERS

FIELD GOALS MADE

Season	Name, Position	FGs
1956-57	Abe Coates, C	113
1957-58	Bob Ayersman, F	146
1958-59	Bob Ayersman, F	204
1959-60	Chris Smith, C	209
1960-61	Chris Smith, C	169
1961-62	Howard Pardue, F	220
1962-63	Howard Pardue, F	190
1963-64	Howard Pardue, F	195
1964-65	John Wetzel, F	135
1965-66	John Wetzel, F	161
1966-67	Glen Combs, G	240
1967-68	Glen Combs, G	221
1968-69	Chris Ellis, G	217
1969-70	Loyd King, G	170
1970-71	Loyd King, G	204
1971-72	Allan Bristow, F	246
1972-73	Allan Bristow, C	261
1973-74	Craig Lieder, F	168
1974-75	Russell Davis, F	189
1975-76	Russell Davis, F	209
1976-77	Duke Thorpe, F	178
1977-78	Ron Bell, G	178
1978-79	Dale Solomon, C	205
1979-80	Dale Solomon, F	194
1980-81	Dale Solomon, C	211
1981-82	Dale Solomon, C	215
1982-83	Perry Young, F	213
1983-84	Dell Curry, G	293
1984-85	Dell Curry, G	225
1985-86	Dell Curry, G	*305
1986-87	Wally Lancaster, G	166
1987-88	Bimbo Coles, G	241
1988-89	Bimbo Coles, G	249
1989-90	Bimbo Coles, G	280
1990-91	Antony Moses, G-F	179
1991-92	Thomas Elliott, F	124
1992-93	Thomas Elliott, F	112
1993-94	Ace Custis, F	127
1994-95	Ace Custis, F	215
1995-96	Ace Custis, F	155
1996-97	Ace Custis, F	163
1997-98	Rolan Roberts, F	143
1998-99	Rolan Roberts, F	151
1999-00	Dennis Mims, F	160
2000-01	Carlos Dixon, G	97
2001-02	Terry Taylor, C	110
2002-03	Bryant Matthews, F	178
2003-04	Bryant Matthews, F	219
2004-05	Zabian Dowdell, G	154
2005-06	Zabian Dowdell, G	164
2006-07	Zabian Dowdell, G	197
2007-08	A.D. Vassallo, G	206
2008-09	A.D. Vassallo, G	232
2009-10	Malcolm Delaney, G	187
2010-11	Malcolm Delaney, G	186
2011-12	Erick Green, G	170

FIELD GOAL PERCENTAGE

Season	Name, Position	FG%
1956-57	Larry Hemmings, F	.410
1957-58	Chris Smith, C	.515
1958-59	Chris Smith, C	.502
1959-60	Chris Smith, C	.487
1960-61	Chris Smith, C	.506
1961-62	Frank Alvis, G	.500
1962-63	Frank Alvis, G	.481
1963-64	John Wetzel, F	.481
1964-65	John Wetzel, F	.521
1965-66	Ted Ware, F	.522
1966-67	Ted Ware, C	.556
1967-68	Glen Combs, G	.501
1968-69	Dan Wetzel, C	.467
1969-70	Loyd King, G	.455
1970-71	Charlie Lipscomb, C	.490
1971-72	Randy Minix, G	.514
1972-73	Craig Lieder, F	.530
1973-74	Duke Thorpe, F	.543

1974-75	Duke Thorpe, F	.546
1975-76	Duke Thorpe, F	*.657
1976-77	Duke Thorpe, F	.603
1977-78	Tic Price, F	.529
1978-79	Dale Solomon, C	.566
1979-80	Dale Solomon, F	.564
1980-81	Dale Solomon, C	.549
1981-82	Dale Solomon, C	.592
1982-83	Bobby Beecher, C	.570
1983-84	Perry Young, F	.570
1984-85	Al Young, G	.538
1985-86	Dell Curry, G	.529
1986-87	Roy Brow, C	.515
1987-88	Greg Brink, F-C	.537
1988-89	Eric Sanders, C	.488
1989-90	David Herbster, C	.481
1990-91	Thomas Elliott, F	.505
1991-92	Erik Wilson, C	.474
1992-93	Shawn Smith, C	.486
1993-94	Ace Custis, F	.523
1994-95	Shawn Good, G	.537
1995-96	Ace Custis, F	.506
1996-97	Keefe Matthews, C	.468
1997-98	Rolan Roberts, F	.534
1998-99	Rolan Roberts, F	.472
1999-00	Dennis Mims, F	.526
2000-01	Mibindo Dongo, F	.556
2001-02	Terry Taylor, C	.534
2002-03	Terry Taylor, C	.529
2003-04	Bryant Matthews, F	.473
	Coleman Collins, F	.473
2004-05	Deron Washington, F	.476
2005-06	Coleman Collins, F/C	.511
2006-07	Deron Washington, F	.503
2007-08	A.D. Vassallo, G	.443
2008-09	Jeff Allen, F	.488
2009-10	Dorenzo Hudson, G	.437
2010-11	Jeff Allen, F	.501
2011-12	Erick Green, G	.438

FREE THROWS MADE

Season	Name, Position	FTs
1956-57	Abe Coates, C	128
1957-58	Bob Ayersman, F	101
1958-59	Bob Ayersman, F	148
1959-60	Chris Smith, C	159
1960-61	Bob Ayersman, F	105
1961-62	Bucky Keller, G	169
1962-63	Bryant Benfield, C	85
1963-64	Paul Long, G	87
1964-65	John Wetzel, F	64
1965-66	John Wetzel, F	123
1966-67	Glen Combs, G	96
1967-68	Wayne Mallard, G	90
1968-69	Dan Wetzel, C	82
1969-70	Loyd King, G	90
1970-71	Allan Bristow, F	140
1971-72	Allan Bristow, F	158
1972-73	Allan Bristow, C	122
1973-74	Craig Lieder, F	107
1974-75	Russell Davis, F	112
1975-76	Russell Davis, F	144
1976-77	Phil Thieneman, F	98
1977-78	Ron Bell, G	85
1978-79	Dale Solomon, C	124
1979-80	Wayne Robinson, C	114
1980-81	Dale Solomon, C	167
1981-82	Dale Solomon, C	98
1982-83	Perry Young, F	122
1983-84	Perry Young, F	162
1984-85	Perry Young, F	122
1985-86	Dell Curry, G	112
1986-87	Bimbo Coles, G	78
1987-88	Bimbo Coles, G	*200
1988-89	Bimbo Coles, G	157
1989-90	Bimbo Coles, G	158
1990-91	Rod Wheeler, G	109
1991-92	Thomas Elliott, F	60
1992-93	Thomas Elliott, F	86

1993-94	Shawn Smith, F	80
1994-95	Shawn Smith, F	137
1995-96	Shawn Smith, F	100
1996-97	Ace Custis, F	119
1997-98	Rolan Roberts, F	74
1998-99	Rolan Roberts, F	83
1999-00	Dennis Mims, F	92
2000-01	Bryant Matthews, F	64
2001-02	Terry Taylor, C	91
2002-03	Terry Taylor, C	110
2003-04	Bryant Matthews, F	172
2004-05	Coleman Collins, C	90
2005-06	Coleman Collins, F/C	92
2006-07	Zabian Dowdell, G	154
2007-08	Deron Washington, F	147
2008-09	Malcolm Delaney, G	225
2009-10	Malcolm Delaney, G	230
2010-11	Malcolm Delaney, G	181
2011-12	Erick Green, G	101

FREE THROW PERCENTAGE

Season	Name, Position	FT%
1956-57	Dave Kuhn, F	.790
1957-58	Earl Gilbert, G	.760
1958-59	Bob Ayersman, F	.755
1959-60	Lewis Mills, G	.784
1960-61	Lee Melear, G	.823
1961-62	Bucky Keller, G	.820
1962-63	Howard Pardue, F	.825
1963-64	Howard Pardue, F	.872
1964-65	Mickey McDade, G	.756
1965-66	John Wetzel, F	.866
1966-67	Glen Combs, G	.800
1967-68	Wayne Mallard, G	.818
1968-69	Chris Ellis, G	.816
1969-70	Tom Trice, F	.754
1970-71	Loyd King, G	.825
1971-72	Craig Lieder, F	.776
1972-73	Craig Lieder, F	.817
1973-74	Craig Lieder, F	.823
1974-75	Russell Davis, F	.836
1975-76	Russell Davis, F	.778
1976-77	Phil Thieneman, F	*.916
1977-78	Les Henson, F	.727
1978-79	Les Henson, F	.821
1979-80	Wayne Robinson, C	.781
1980-81	Dale Solomon, C	.852
1981-82	Jeff Schneider, G	.810
1982-83	Bobby Beecher, C	.913
1983-84	Bobby Beecher, F	.774
1984-85	Dell Curry, G	.758
1985-86	Bobby Beecher, F	.800
1986-87	Tim Anderson, F	.731
1987-88	Wally Lancaster, G	.742
1988-89	Wally Lancaster, G	.797
1989-90	Rod Wheeler, G	.779
1990-91	Rod Wheeler, G	.826
1991-92	Thomas Elliott, F	.723
1992-93	Jim Jackson, F	.782
1993-94	Jim Jackson, F	.802
1994-95	David Jackson, F	.798
1995-96	Damon Watlington, G	.815
1996-97	Troy Manns, G	.791
1997-98	Brendan Dunlop, G	.767
1998-99	Eddie Lucas, G	.855
1999-00	Brian Chase, G	.756
2000-01	Brian Chase, G	.810
2001-02	Brian Chase, G	.851
2002-03	Dimari Thompkins, F	.711
2003-04	Zabian Dowdell, G	.689
2004-05	Carlos Dixon, F	.772
2005-06	Zabian Dowdell, G	.696
2006-07	Zabian Dowdell, G	.806
2007-08	A.D. Vassallo, G	.760
2008-09	Malcolm Delaney, G	.869
2009-10	Malcolm Delaney, G	.842
2010-11	Malcolm Delaney, G	.850
2011-12	Erick Green, G	.826

YEAR-BY-YEAR LEADERS

REBOUNDS

Season	Name, Position	Rebs
1956-57	Abe Coates, C	314
1957-58	Chris Smith, C	222
1958-59	Chris Smith, C	429
1959-60	Chris Smith, C	*495
1960-61	Chris Smith, C	362
1961-62	Howard Pardue, F	265
1962-63	Howard Pardue, F	232
1963-64	Howard Pardue, F	204
1964-65	Bob King, C	190
1965-66	John Wetzel, F	212
1966-67	Ken Talley, C	301
1967-68	Ted Ware, C	230
1968-69	Dan Wetzel, C	224
1969-70	Charlie Lipscomb, C	229
1970-71	Allan Bristow, F	327
1971-72	Allan Bristow, F	348
1972-73	Allan Bristow, C	312
1973-74	Craig Lieder, F	202
1974-75	Kyle McKee, C	221
1975-76	Russell Davis, F	210
1976-77	Duke Thorpe, F	240
1977-78	Wayne Robinson, C	249
1978-79	Wayne Robinson, F	283
1979-80	Wayne Robinson, C	238
1980-81	Calvin Oldham, F	225
1981-82	Calvin Oldham, F	226
1982-83	Bobby Beecher, C	209
1983-84	Perry Young, F	234
1984-85	Perry Young, F	215
1985-86	Bobby Beecher, F	246
1986-87	Tim Anderson, F	249
1987-88	Greg Brink, F/C	212
1988-89	John Rivers, F	216
1989-90	John Rivers, F	216
1990-91	John Rivers, F	251
1991-92	John Rivers, F	220
1992-93	Thomas Elliott, F	186
1993-94	Ace Custis, F	255
1994-95	Ace Custis, F	369
1995-96	Ace Custis, F	275
1996-97	Ace Custis, F	278
1997-98	Rolan Roberts, F	172
1998-99	Rolan Roberts, F	164
1999-00	Dennis Mims, F	220
2000-01	Bryant Matthews, F	136
2001-02	Carlton Carter, F-C	229
2002-03	Bryant Matthews, F	206
2003-04	Bryant Matthews, F	259
2004-05	Coleman Collins, C	195
2005-06	Jamon Gordon, G	179
2006-07	Deron Washington, F	181
2007-08	Jeff Allen, F	251
2008-09	Jeff Allen, F	277
2009-10	Jeff Allen, F	253
2010-11	Jeff Allen, F	330
2011-12	Dorian Finney-Smith, F	232

REBOUND AVERAGE

Season	Name, Position	Avg.
1956-57	Abe Coates, C	14.3
1957-58	Chris Smith, C	11.7
1958-59	Chris Smith, C	*20.4
1959-60	Chris Smith, C	19.0
1960-61	Chris Smith, C	16.5
1961-62	Howard Pardue, F	10.6
1962-63	Howard Pardue, F	9.7
1963-64	Howard Pardue, F	8.9
1964-65	Bob King, C	8.6
1965-66	John Wetzel, F	8.8
1966-67	Ken Talley, C	11.1
1967-68	Ted Ware, C	9.2
1968-69	Dan Wetzel, C	8.6
1969-70	Charlie Lipscomb, C	10.4
1970-71	Allan Bristow, F	13.1
1971-72	Allan Bristow, F	13.4

1972-73	Allan Bristow, C	11.6
1973-74	Craig Lieder, F	8.1
1974-75	Kyle McKee, C	8.5
1975-76	Russell Davis, F	7.5
1976-77	Duke Thorpe, F	8.3
1977-78	Wayne Robinson, C	9.2
1978-79	Wayne Robinson, F	9.1
1979-80	Wayne Robinson, C	8.2
1980-81	Calvin Oldham, F	8.0
1981-82	Calvin Oldham, F	7.3
1982-83	Bobby Beecher, C	6.1
1983-84	Perry Young, F	6.7
1984-85	Perry Young, F	7.4
1985-86	Bobby Beecher, F	7.9
1986-87	Tim Anderson, F	8.9
1987-88	Greg Brink, F/C	7.3
1988-89	John Rivers, F	7.7
1989-90	John Rivers, F	7.0
1990-91	John Rivers, F	9.0
1991-92	John Rivers, F	8.1
1992-93	Thomas Elliott, F	6.9
1993-94	Ace Custis, F	9.1
1994-95	Ace Custis, F	10.5
1995-96	Ace Custis, F	9.5
1996-97	Ace Custis, F	9.0
1997-98	Rolan Roberts, F	6.4
1998-99	Rolan Roberts, F	5.9
1999-00	Dennis Mims, F	7.6
2000-01	Carlton Carter, C	6.2
2001-02	Carlton Carter, C	8.2
2002-03	Terry Taylor, C	7.3
2003-04	Bryant Matthews, F	8.9
2004-05	Coleman Collins, C	7.0
2005-06	Coleman Collins, F/C	6.8
2006-07	Deron Washington, F	5.3
2007-08	Jeff Allen, F	7.6
2008-09	Jeff Allen, F	8.4
2009-10	Jeff Allen, F	7.4
2010-11	Jeff Allen, F	9.7
2011-12	Dorian Finney-Smith, F	7.0

ASSISTS

Season	Name, Position	Asts.
1979-80	Dexter Reid, G	93
1980-81	Jeff Schneider, G	70
1981-82	Jeff Schneider, G	120
1982-83	Al Young, G	138
1983-84	Al Young, G	134
1984-85	Al Young, G	118
1985-86	Dell Curry, G	113
1986-87	Bimbo Coles, G	112
1987-88	Bimbo Coles, G	*172
1988-89	Bimbo Coles, G	141
1989-90	Bimbo Coles, G	122
1990-91	Rod Wheeler, G	91
1991-92	Jay Purcell, G	119
1992-93	Jay Purcell, G	101
1993-94	Jay Purcell, G	91
1994-95	Damon Watlington, G	108
	Shawn Good, G	108
1995-96	Shawn Smith, F	81
1996-97	Troy Manns, G	138
1997-98	Jenis Grindstaff, G	94
1998-99	Brendan Dunlop, G	111
1999-00	Brendan Dunlop, G	103
2000-01	Carlos Dixon, G	77
2001-02	Carlos Dixon, G	74
2002-03	Bryant Matthews, F	64
2003-04	Jamon Gordon, G	107
2004-05	Jamon Gordon, G	120
2005-06	Jamon Gordon, G	133
2006-07	Jamon Gordon, G	154
2007-08	Hank Thorns, G	113
2008-09	Malcolm Delaney, G	152
2009-10	Malcolm Delaney, G	147
2010-11	Malcolm Delaney, G	137
2011-12	Erick Green, G	86

STEALS

Season	Name, Position	Stls.
1979-80	Reggie Steppe, G	33
1980-81	Reggie Steppe, G	58
1981-82	Reggie Steppe, G	63
1982-83	Dell Curry, G	58
1983-84	Dell Curry, G	*89
1984-85	Al Young, G	71
1985-86	Dell Curry, G	79
1986-87	Tim Anderson, F	51
1987-88	Bimbo Coles, G	60
1988-89	Bimbo Coles, G	52
1989-90	Bimbo Coles, G	70
1990-91	Rod Wheeler, G	52
1991-92	Jay Purcell, G	43
1992-93	Jay Purcell, G	41
1993-94	Ace Custis, F	43
1994-95	Shawn Good, G	56
1995-96	Ace Custis, F	50
1996-97	Ace Custis, F	53
1997-98	Brendan Dunlop, G	40
1998-99	Brendan Dunlop, G	38
	Rolan Roberts, F	38
1999-00	Brendan Dunlop, G	43
2000-01	Carlos Dixon, G	47
2001-02	Carlos Dixon, G	38
2002-03	Bryant Matthews, F	48
2003-04	Bryant Matthews, F	72
2004-05	Jamon Gordon, G	67
2005-06	Zabian Dowdell, G	70
2006-07	Jamon Gordon, G	*94
2007-08	Jeff Allen, F	69
2008-09	Jeff Allen, F	61
2009-10	Jeff Allen, F	59
2010-11	Malcolm Delaney, G	56
	Erick Green, G	56
2011-12	Erick Green, G	41

BLOCKED SHOTS

Season	Name, Position	Blks.
1979-80	Wayne Robinson, C	42
1980-81	Calvin Oldham, C	19
1981-82	Dale Solomon, F	16
1982-83	Bobby Beecher, C	56
1983-84	Bobby Beecher, C	44
1984-85	Roy Brow, C	34
1985-86	Bobby Beecher, C	42
1986-87	Roy Brow, C	86
1987-88	Roy Brow, C	*100
1988-89	Eric Sanders, F	18
1989-90	John Rivers, F	25
1990-91	Jimmy Carruth, C	55
1991-92	Jimmy Carruth, C	42
1992-93	Jimmy Carruth, C	49
1993-94	Jimmy Carruth, C	68
1994-95	Shawn Smith, F	33
1995-96	Ace Custis, F	30
1996-97	Ace Custis, F	22
1997-98	Rolan Roberts, F	60
1998-99	Rolan Roberts, F	57
1999-00	Dennis Mims, F	58
2000-01	Carlton Carter, C	29
2001-02	Carlton Carter, C	45
2002-03	Bryant Matthews, F	34
2003-04	Bryant Matthews, F	24
2004-05	Jamon Gordon, G	31
2005-06	Coleman Collins, F/C	34
2006-07	Coleman Collins, F/C	35
2007-08	Cheick Diakite, C	41
	Jeff Allen, F	41
2008-09	Jeff Allen, F	42
2009-10	Jeff Allen, F	42
2010-11	Victor Davila, F	41
2011-12	Cadarian Raines, F	25

*Tech record

All players must meet NCAA minimums

tech's top ten

POINTS SCORED

Season

1	Bimbo Coles (1989-90)	785
2	Dell Curry (1985-86)	722
3	Bimbo Coles (1988-89)	717
4	Bimbo Coles (1987-88)	702
5	Wally Lancaster (1987-88)	679
6	Dell Curry (1983-84)	674
7	Malcolm Delaney (2009-10)	667
8	Allan Bristow (1971-72)	650
9	A.D. Vassallo (2008-09)	648
10	Allan Bristow (1972-73)	644

Career

1	Bimbo Coles (1986-90)	2484
2	Dell Curry (1982-86)	2389
3	Malcolm Delaney (2007-11)	2255
4	Dale Solomon (1978-82)	2136
5	Perry Young (1981-85)	1899
6	A.D. Vassallo (2005-09)	1822
7	Allan Bristow (1970-73)	1804
8	Zabian Dowdell (2003-07)	1785
9	Bob Ayersman (1957-61)	1782
10	Ace Custis (1993-97)	1706

SCORING AVERAGE

Season

1	Bimbo Coles (1988-89)	26.6
2	Bob Ayersman (1958-59)	26.5
3	Bimbo Coles (1989-90)	25.3
4	Allan Bristow (1971-72)	25.0
5	Bimbo Coles (1987-88)	24.2
6	Dell Curry (1985-86)	24.1
7	Allan Bristow (1972-73)	23.9
8	Wally Lancaster (1987-88)	23.4
9	Chris Smith (1959-60)	22.2
10	Bryant Matthews (2003-04)	22.1

Career

1	Allan Bristow (1970-73)	23.1
2	Bimbo Coles (1986-90)	21.6
3	Wally Lancaster (1986-89)	20.7
4	Bob Ayersman (1957-61)	20.5
5	Howard Pardue (1961-64)	20.0
6	Russell Davis (1974-76)	19.5
7	Dell Curry (1982-86)	18.9
8	Chris Smith (1957-61)	18.6
9	Dale Solomon (1978-82)	18.4
10	Bucky Keller (1959-62)	18.2

FIELD GOALS MADE

Season

1	Dell Curry (1985-86)	305
2	Dell Curry (1983-84)	293
3	Bimbo Coles (1989-90)	280
4	Allan Bristow (1972-73)	261
5	Bimbo Coles (1988-89)	249
6	Allan Bristow (1971-72)	246
7	Bimbo Coles (1987-88)	241
8	Glen Combs (1966-67)	240
9	Perry Young (1983-84)	239
10	Wally Lancaster (1987-88)	239

Career

1	Dell Curry (1982-86)	1021
2	Bimbo Coles (1986-90)	871
3	Dale Solomon (1978-82)	825
4	Perry Young (1981-85)	722
5	Allan Bristow (1970-73)	692
6	Bob Ayersman (1957-61)	660
7	Ace Custis (1993-97)	660
8	Bobby Beecher (1982-86)	640
9	A.D. Vassallo (2005-09)	639
10	Malcolm Delaney (2007-11)	635

FIELD GOAL PERCENTAGE

Season

1	Duke Thorpe (1975-76)	.657
2	Duke Thorpe (1976-77)	.603
3	Dale Solomon (1981-82)	.592
4	Bobby Beecher (1982-83)	.570
	Perry Young (1983-84)	.570
6	Al Young (1983-84)	.568
7	Dale Solomon (1978-79)	.566
8	Dale Solomon (1979-80)	.564
9	Ted Ware (1965-66)	.556
10	Dale Solomon (1981-82)	.549

Career

1	Duke Thorpe (1973-77)	.600
2	Dale Solomon (1978-82)	.567
3	Al Young (1981-85)	.548
4	Calvin Oldham (1980-82)	.532
5	Terry Taylor (2001-03)	.531
6	Russell Davis (1974-76)	.525
7	Ted Ware (1965-68)	.524
8	Wayne Robinson (1976-80)	.517
	Les Henson (1976-80)	.517
	Perry Young (1981-85)	.517

FREE THROWS MADE

Season

1	Malcolm Delaney (2009-10)	230
2	Malcolm Delaney (2008-09)	225
3	Bimbo Coles (1987-88)	200
4	Sumner Tilson (1950-51)	191
5	Malcolm Delaney (2010-11)	181
6	Bryant Matthews (2003-04)	172
7	Bucky Keller (1961-62)	169
8	Dale Solomon (1980-81)	167
9	Perry Young (1983-84)	162
10	Chris Smith (1959-60)	159

Career

1	Malcolm Delaney (2007-11)	721
2	Bimbo Coles (1986-90)	593
3	Dale Solomon (1978-82)	486
4	Bob Ayersman (1957-61)	462
5	Perry Young (1981-85)	455
6	Bill Matthews (1952-56)	440
7	Allan Bristow (1970-73)	420
8	Bryant Matthews (2000-04)	410
9	Chris Smith (1957-61)	398
10	Sumner Tilson (1948-51)	386

FREE THROW PERCENTAGE

Season (minimum 60 attempts)

1	Phil Thieneman (1976-77)	.916
2	Bobby Beecher (1982-83)	.913
3	Howard Pardue (1963-64)	.872
4	Malcolm Delaney (2008-09)	.869
5	Dorenzo Hudson (2011-12)	.868
6	John Wetzel (1965-66)	.866
7	Eddie Lucas (1998-99)	.855
8	Dale Solomon (1980-81)	.852
9	Dell Curry (1982-83)	.850
	Malcolm Delaney (2010-11)	.850

Career

1	Malcolm Delaney (2007-11)	.845
2	Phil Thieneman (1974-77)	.842
3	Howard Pardue (1961-64)	.827
4	Eddie Lucas (1997-99)	.817
5	Craig Lieder (1971-74)	.811
6	Bobby Beecher (1982-86)	.807
7	Russell Davis (1974-76)	.803
8	Brian Chase (2000-03)	.800
9	John Wetzel (1965-66)	.799
10	Loyd King (1968-71)	.794

REBOUNDS

Season

1	Chris Smith (1959-60)	495
2	Bill Matthews (1954-55)	470
3	Chris Smith (1958-59)	429
4	Bill Matthews (1955-56)	370
5	Ace Custis (1994-95)	369
6	Chris Smith (1960-61)	362
7	Allan Bristow (1971-72)	348
8	Jeff Allen (2010-11)	330
9	Bill Matthews (1953-54)	327
	Allan Bristow (1970-71)	327

Career

1	Chris Smith (1957-61)	1508
2	Bill Matthews (1952-56)	1379
3	Ace Custis (1993-97)	1177
4	Jeff Allen (2007-11)	1111
5	Allan Bristow (1970-73)	987
6	John Rivers (1988-92)	903
7	Dale Solomon (1978-82)	856
8	Wayne Robinson (1976-80)	852
9	Bobby Beecher (1982-86)	797
10	Perry Young (1981-85)	779

REBOUND AVERAGE

Season

1	Chris Smith (1958-59)	20.4
2	Chris Smith (1959-60)	19.0
3	Bill Matthews (1954-55)	18.8
4	Chris Smith (1960-61)	16.5
5	Bill Matthews (1955-56)	14.8
6	Abe Coates (1956-57)	14.3
7	Allan Bristow (1971-72)	13.4
8	Allan Bristow (1970-71)	13.1
9	Bill Matthews (1953-54)	12.1
10	Chris Smith (1957-58)	11.7

Career

1	Chris Smith (1957-61)	17.1
2	Bill Matthews (1952-56)	13.8
3	Allan Bristow (1970-73)	12.7
4	Howard Pardue (1961-64)	9.7
5	Ace Custis (1993-97)	9.5
6	Charlie Lipscomb (1969-72)	9.4
7	Barry Benfield (1961-64)	8.9
8	Bob Ayersman (1957-61)	8.5
9	Ted Ware (1965-68)	8.3
	Jeff Allen (2007-11)	8.3

ASSISTS

Season

1	Dave Sensibaugh (1975-76)	192
2	Bimbo Coles (1987-88)	172
3	Jamon Gordon (2006-07)	154
4	Malcolm Delaney (2008-09)	152
5	Malcolm Delaney (2009-10)	147
6	Bimbo Coles (1988-89)	141
7	Troy Manns (1996-97)	138
	Al Young (1982-83)	138
9	Malcolm Delaney (2010-11)	137
10	Al Young (1983-84)	134

Career

1	Bimbo Coles (1986-90)	547
2	Malcolm Delaney (2007-11)	543
3	Jamon Gordon (2003-07)	514
4	Al Young (1981-85)	468
5	Dell Curry (1982-86)	407
6	Zabian Dowdell (2003-07)	380
7	Jay Purcell (1990-94)	369
8	Brendan Dunlap (1996-00)	329
9	Shawn Good (1993-96)	316
10	Perry Young (1981-85)	311

TECH'S TOP TEN

STEALS

Season	Player	Steals
1	Jamon Gordon (2006-07)	94
2	Dell Curry (1983-84)	89
3	Dell Curry (1985-86)	79
4	Bryant Matthews (2003-04)	72
5	Al Young (1984-85)	71
	Zabian Dowdell (2006-07)	71
7	Bimbo Coles (1989-90)	70
	Zabian Dowdell (2005-06)	70
9	Dell Curry (1984-85)	69
	Jeff Allen (2007-08)	69

Career

1	Dell Curry (1982-86)	295
2	Jamon Gordon (2003-07)	290
3	Zabian Dowdell (2003-07)	241
4	Jeff Allen (2007-11)	233
5	Bimbo Coles (1986-90)	216
6	Al Young (1981-85)	201
7	Ace Custis (1994-97)	199
8	Reggie Steppe (1979-83)	197
9	Bryant Matthews (2000-04)	184
10	Carlos Dixon (2000-05)	183

BLOCKED SHOTS

Season	Player	Blocked Shots
1	Roy Brow (1987-88)	100
2	Roy Brow (1986-87)	86
3	Jimmy Carruth (1993-94)	68
4	Rolan Roberts (1997-98)	60
5	Rolan Roberts (1998-99)	57
6	Bobby Beecher (1982-83)	56
7	Rolan Roberts (1999-2000)	50
8	Jimmy Carruth (1992-93)	49
9	Bobby Beecher (1983-84)	44
	Wayne Robinson (1977-78)	44

Career

1	Roy Brow (1984-88)	251
2	Jimmy Carruth (1990-94)	194
3	Bobby Beecher (1982-86)	170
4	Rolan Roberts (1997-00)	167
5	Jeff Allen (2007-11)	150
6	Cheick Diakite (2005-09)	125
7	Wayne Robinson (1976-80)	119
8	Deron Washington (2004-08)	115
9	Les Henson (1976-80)	109
10	John Rivers (1988-92)	108

Note - Prior to 1977, assists, steals and blocked shots records are incomplete

TOP PERFORMANCES

TOP TEAM PERFORMANCES VS. VIRGINIA TECH

Most Points: 133, Southern Mississippi, 2-6-88
Most Points in a Half: 69, West Virginia, 2-20-65
Fewest Points in a Half: 4, Washington & Lee, 1-9-59
Field Goals Attempted: 115, Houston, 3-2-68
Field Goals Made: 53, Houston, 3-2-68; So. Mississippi, 1-16-88
Highest Percentage: .679, St. Bonaventure, 38 of 56, 1-8-77
Highest Percentage (Half): .857, William & Mary, 12 of 14, 2-8-82
Lowest Percentage: .170, Mt. St. Mary's, 9 of 53, 1-2-11
Lowest Percentage (Half): .059, Washington & Lee, 1 of 17, 1-9-59
3-PT Field Goals Attempted: 36, Wisconsin-Milwaukee, 12-8-01
3-PT Field Goals Made: 15, La Salle, 3-1-00; Campbell, 12-23-06
3-PT Percentage (min. 8 attempts): .875, Middle Tennessee St., 7 of 8, 11-21-87, (min. 10 attempts): .727, Liberty, 8 of 11, 2-24-92
Free Throws Attempted: 61, NC State, 12-12-70
Free Throws Made: 42, NC State, 12-12-70
Highest Percentage (min. 10 attempts): .960, St. Bonaventure, 24 of 25, 2-6-80
Lowest Percentage (min. 1 made): .111, James Madison, 1 of 9, 12-28-84
Rebounds: 79, Houston, 3-2-68
Assists: 39, Southern Mississippi, 1-16-88
Steals: 19, Tulane, 2-9-91
Blocked Shots: 15, Georgetown, 12-20-88, Florida State, 1-10-12
Turnovers: 37, Buffalo St., 11-25-78; VMI, 12-17-83
Fouls: 36, George Mason, 12-4-91

TOP INDIVIDUAL PERFORMANCES VS. VIRGINIA TECH

Points: 51, Elvin Hayes, Houston, 3-2-68
Field Goals Attempted: 41, Elvin Hayes, Houston, 3-2-68
Field Goals Made: 23, Elvin Hayes, Houston, 3-2-68
Field Goal Percentage (min. 10 attempts): .917, Chancellor Nichols, James Madison, 11 of 12, 11-28-90
3-PT Field Goals Attempted: 15, John White, Southern Mississippi, 2-6-88; Darius Rice, Miami, 1-10-01; Greivis Vasquez, Maryland, 2-27-10
3-PT Field Goals Made: 7, Darius Rice, Miami, 1-10-01
3-PT Percentage (min. 6 attempts): 1.000, Chris Rainey, Middle Tennessee St., 6 of 6, 11-21-87; Donnie Carr, La Salle, 3-1-00
Free Throws Attempted: 20 (made 15), Byron Irving, Missouri, 1-16-89
Free Throws Made: 17, Derrick Chevious, Missouri, 12-16-87
Free Throws Percentage (min. 10 attempts): 1.000, Jimmy Pitts, Georgia, 14 of 14, 1-29-64; Bernard Royster, Old Dominion, 14 of 14, 11-29-86; Gavin Grant, NC State, 11 of 11, 3-10-07 (ACC Tournament); Cameron Bennerman, NC State, 10 of 10, 2-18-06; Greivis Vasquez, Maryland, 2-27-10; Terrell Stoglin, Maryland, 10 of 10, 2-15-11
Rebounds: 31, Mack Isner, West Virginia, 2-14-52
Assists: 15, Steve Williams, Florida, 1-20-73
Steals: 9, Andre Turner, Memphis St., 2-27-86
Blocked Shots: 8, shared by four players
Turnovers: 13, Curt Reppart, VMI, 11-30-74

top scoring performances

VIRGINIA TECH

Pts.	Player	Where	When
52	Allan Bristow vs. G. Washington	Cassell Coliseum	2-21-73
51	Bimbo Coles vs. So. Miss (2OT)	Cassell Coliseum	2-6-88
47	Bob Ayersman vs. Richmond	War Memorial Hall	2-10-59
46	Bill Matthews vs. The Citadel	War Memorial Hall	2-23-56
43	Bimbo Coles vs. Virginia (OT)	Richmond Coliseum	1-25-89
42	Bimbo Coles vs. So. Miss	Cassell Coliseum	2-4-89
	Bimbo Coles vs. Rutgers	Honolulu, Hawaii	12-27-90
41	Chris Smith vs. VMI (OT)	Lexington, Va.	1-19-60
	Dell Curry vs. Cincinnati (2OT)	Riverfront Coliseum	1-18-86
	Dorenzo Hudson vs. Seton Hall (OT)	Cancun, Mexico	1-2-10
40	Dave Kuhn vs. Furman	Greenville, S.C.	12-15-56
	Loyd King vs. NC State (OT)	Raleigh, N.C.	12-12-70

OPPONENT

Pts.	Player	Where	When
51	Elvin Hayes, Houston	Houston, Texas	3-2-68
46	Aaron Jackson, Duquesne	Cassell Coliseum	3-18-09
	Darrell Floyd, Furman	Greenville, S.C.	12-10-55
44	George Bryant, East. Kentucky	Richmond, Ky.	1-20-71
	Joe Petcavich, Geo. Washington	War Memorial Hall	2-14-55
43	Darrell Floyd, Furman	Richmond, Va.	3-1-56
42	Derrick Chevious, Missouri	Columbia, Mo.	12-16-87
41	Will Robinson, West Va. (3OT)	Morgantown, W. Va.	1-26-72
	Aaron Stewart, Richmond (2OT)	Richmond, Va.	2-19-73
	John White, So. Miss. (2OT)	Cassell Coliseum	2-6-88
	Greivis Vasquez, Maryland (2OT)	Cassell Coliseum	2-27-10

series records

acc teams

Tech Record		First Met	Last Played	Tech at Home	
W	L			W	L
8	14	Boston College	1981	11-12	6 4
14	12	Clemson	1925	11-12	8 5
8	40	Duke	1911	11-12	5 10
19	27	Florida State	1968	11-12	12 8
13	4	Georgia Tech	1920	11-12	7 0
10	28	Maryland	1925	11-12	6 10
10	11	Miami	2000	11-12	5 4
13	62	North Carolina	1911	11-12	6 19
14	35	North Carolina State	1914	11-12	6 12
53	82	Virginia	1914	11-12	27 17
28	27	Wake Forest	1911	11-12	20 8

OTHERS MET SINCE 1950

Tech Record		First Met	Last Played	Tech at Home	
W	L			W	L
1	0	Akron	1975	75-76	1 0
5	9	Alabama	1928	89-90	3 2
4	2	American U.	1938	02-03	1 0
6	1	Appalachian State	1969	06-07	6 1
1	0	Arkansas-Little Rock	1978	77-78	1 0
1	1	Army	1969	76-77	1 0
2	5	Auburn	1920	99-00	2 0
1	0	Augusta State	1982	82-83	1 0
1	0	Austin Peay	1974	74-75	0 0
1	2	Baylor	1960	08-09	0 1
2	0	Bethune-Cookman	2004	10-11	2 0
2	0	Birmingham Southern	1975	76-77	2 0
1	2	Bowling Green	1967	05-06	1 1
0	2	BYU	1967	11-12	0 1
2	0	Brown	1977	09-10	2 0
1	0	Bucknell	1969	69-70	1 0
1	0	Buffalo State	1978	78-79	1 0
0	1	Butler	2007	07-08	0 0
0	1	California	1991	91-92	0 0
1	0	Cal. State - Northridge	2010	10-11	0 0
5	0	Campbell	1979	11-12	4 0
2	0	Canisius	1978	94-95	1 0
1	0	Centenary	1958	58-59	0 0
1	0	Chaminade	1985	85-86	0 0
5	1	Univ. of Charleston	1921	83-84	4 1
4	0	Charleston Southern	1976	09-10	3 0
18	12	Cincinnati	1979	90-91	10 3
17	2	The Citadel	1920	65-66	9 1
1	0	CCNY	1978	78-79	1 0
4	0	Coastal Carolina	1993	98-99	4 0
0	1	Colorado	1996	96-97	0 0
1	0	Columbia	2008	08-09	0 0
2	6	Connecticut	2000	09-10	2 3
2	0	Coppin State	1985	06-07	2 0
0	1	Creighton	1989	89-90	0 0
20	19	Davidson	1910	71-72	11 9
8	5	Dayton	1960	99-00	5 0
3	2	Delaware	1920	09-10	0 0
1	0	Delaware State	1994	94-95	1 0
1	1	DePaul	1975	75-76	1 0
8	5	Duquesne	1950	08-09	6 0
12	5	East Carolina	1962	03-04	11 0
14	3	East Tennessee State	1959	11-12	10 1
6	6	Eastern Kentucky	1950	74-75	5 0
1	0	Eastern Michigan	2011	11-12	1 0
1	0	Eastern Washington	2007	07-08	0 0
13	7	Elon	1914	08-09	12 5

Tech Record

W	L		First Met	Last Played	Tech at Home	
W	L		W	L		
3	0	Fairfield	1973	08-09	0	0
2	0	Fairleigh Dickinson	1975	76-77	2	0
5	4	Florida	1961	91-92	2	0
3	0	Florida Atlantic	1993	94-95	2	0
2	1	Florida International	1993	11-12	1	1
9	0	Fordham	1982	99-00	4	0
1	0	Fredonia State	1983	82-83	1	0
13	12	Furman	1925	64-65	7	4
1	0	Gardner-Webb	2008	08-09	1	0
1	1	George Mason	1991	91-92	1	0
5	8	Georgetown	1915	03-04	2	1
36	36	George Washington	1921	07-08	23	9
2	5	Georgia	1963	09-10	2	2
5	0	Georgia Southern	1971	96-97	5	0
4	1	Guilford	1913	55-56	3	0
0	1	Gonzaga	2007	07-08	0	0
21	10	Hampden-Sydney	1910	51-52	14	5
1	0	Hawaii-Hilo	1996	96-97	0	0
1	1	High Point	1952	00-01	1	0
1	0	Hofstra	2007	07-08	0	0
1	2	Houston	1968	73-74	0	0
1	0	Idaho State	1967	67-68	0	0
1	2	Illinois	1994	06-07	0	0
1	0	Illinois State	1999	99-00	0	0
1	2	Indiana	1967	79-80	0	0
0	1	Indiana State	1979	78-79	0	0
2	0	Iowa	2006	09-10	1	0
1	0	Iowa State	1984	84-85	0	0
4	1	Jacksonville	1976	86-87	1	0
10	4	James Madison	1978	05-06	6	1
3	0	Johns Hopkins	1980	81-82	2	0
0	2	Kansas State	2010	11-12	0	1
2	0	Kent State	1970	71-72	1	0
1	3	Kentucky	1924	95-96	0	0
5	5	La Salle	1996	99-00	3	1
1	1	Lenoir-Rhyne	1922	54-55	1	0
13	3	Liberty	1979	07-08	8	3
3	0	Longwood	2008	10-11	3	0
1	0	LSU	1963	63-64	1	0
0	1	Louisiana Tech	1958	58-59	0	0
2	0	Louisiana-Lafayette	1984	99-00	0	0
8	28	Louisville	1979	94-95	3	13
5	1	Loyola (Md.)	1949	04-05	5	0
1	0	Marietta	1976	76-77	1	0
4	5	Marquette	1976	94-95	1	3
9	10	Marshall	1922	06-07	5	4
1	0	Maryland-Baltimore Co.	2009	09-10	1	0
4	0	Maryland-Eastern Shore	1982	04-05	4	0
2	5	Massachusetts	1965	99-00	1	3
12	18	Memphis	1976	04-05	9	4
1	0	Mercer	1974	73-74	1	0
1	1	Miami (Ohio)	1979	85-86	0	0
1	4	Michigan	1974	02-03	0	0
0	1	Middle Tenn. St.	1987	87-88	0	0
0	1	Minnesota	2011	11-12	0	0
1	2	Mississippi	1979	07-08	0	1
7	2	Mississippi State	1959	10-11	4	0
0	2	Missouri	1987	88-89	0	1
1	0	Monmouth	2011	11-12	1	0
1	0	Montana	2006	06-07	0	0
1	0	Montana State	1994	94-95	0	0
1	0	Morehead State	1975	75-76	1	0
7	0	Morgan State	1985	07-08	7	0
5	0	Mount St. Mary's	2000	10-11	4	0
3	3	Navy	1914	08-09	1	0

SERIES RECORDS

Tech Record			First	Last	Tech at Home	
W	L		Met	Played	W	L
1	0	Nebraska	1994	94-95	0	0
2	0	New Hampshire	1977	03-04	2	0
2	0	New Mexico	1941	72-73	1	0
1	0	New Mexico State	1994	94-95	1	0
2	0	New Orleans	1979	79-80	1	0
1	1	New York University	1961	67-68	1	0
1	0	Norfolk State	2011	11-12	1	0
4	0	North Carolina A&T	1983	05-06	4	0
1	0	North Carolina Central	2010	09-10	1	0
5	0	UNC Asheville	1989	07-08	4	0
8	6	UNC Charlotte	1988	99-00	5	1
7	0	UNC Greensboro	1993	10-11	5	0
1	0	North Florida	2011	11-12	1	0
1	0	Northeastern	2001	01-02	1	0
3	0	Northern Illinois	1973	76-77	2	0
1	3	Notre Dame	1973	03-04	0	2
1	0	Ohio Northern	1977	77-78	1	0
4	2	Ohio State	1972	05-06	2	0
6	2	Ohio University	1967	79-80	4	0
1	0	Ohio Wesleyan	1977	77-78	1	0
0	1	Oklahoma	1982	82-83	0	0
1	2	Oklahoma City	1965	75-76	1	0
3	0	Oklahoma State	2010	11-12	0	0
14	8	Old Dominion	1972	07-08	8	2
1	3	Oral Roberts	1974	77-78	0	2
1	0	Oregon	1975	75-76	0	0
6	1	Penn State	1921	10-11	2	0
3	5	Pittsburgh	1964	03-04	2	1
5	4	Providence	1982	03-04	3	1
2	1	Purdue	1965	10-11	1	1
1	3	Quantico	1946	50-51	0	0
1	0	Quinnipiac	2010	09-10	1	0
5	1	Radford	1988	05-06	5	1
5	6	Rhode Island	1955	11-12	1	3
0	1	Rice	1962	62-63	0	0
69	39	Richmond	1915	08-09	37	11
1	0	Rider	1984	84-85	1	0
24	10	Roanoke College	1911	51-52	18	3
5	2	Rutgers	1954	03-04	2	0
11	5	St. Bonaventure†	1973	11-12	5	1
0	1	St. Francis (Pa.)	1950	50-51	0	0
7	6	St. John's	1914	08-09	3	2
3	2	St. Joseph's	1996	99-00	3	0
7	0	St. Louis	1978	81-82	3	0
2	0	Samford	1978	78-79	1	0
1	0	San Francisco	1989	89-90	0	0
1	0	San Francisco State	1987	86-87	1	0
2	4	Seton Hall	1955	09-10	0	1
2	2	Sewanee (U. of South)	1928	75-76	2	2
1	0	South Alabama	1984	83-84	0	0
13	18	South Carolina	1951	97-98	8	3
2	0	South Carolina State	1982	84-85	2	0
4	4	South Florida	1992	94-95	3	1
2	0	Southern California	1985	87-88	1	0
0	2	Southern Illinois	2006	06-07	0	0
13	17	Southern Mississippi	1983	94-95	8	5
1	0	Southwestern (Tx.)	1973	73-74	0	0
1	0	Spring Hill	1958	58-59	0	0
2	0	Stanford	1972	05-06	0	0
2	4	Syracuse	1975	11-12	1	0
1	0	Tampa	1970	70-71	0	0
1	10	Temple	1966	09-10	1	2
8	2	Tennessee	1911	94-95	7	1
1	2	Tennessee-Chattanooga	1923	04-05	1	0
1	0	Tennessee-Martin	1997	97-98	1	0
1	0	Tennessee State	1986	86-87	1	0
1	0	Tennessee Tech	1959	59-60	0	0
1	2	Texas A&M	1965	80-81	0	1

coaching records

(Listed in order of number of victories)

Name	Seasons	W	L	Pct.	Years
Charles Moir	11	213	119	.642	1976-87
Seth Greenberg	9	170	123	.580	2003-12
Chuck Noe	7	109	51	.681	1955-62
Howie Shannon	7	104	68	.605	1964-71
Bill Foster	6	101	78	.564	1991-97
Don DeVoe	5	88	45	.662	1971-76
G. F. (Red) Laird	8	77	120	.391	1947-55
W. L. (Monk) Younger	8	66	85	.437	1920-23; 32-37
Branch Bocock	5	57	13	.814	1909-11; 13-16
Frankie Allen	4	56	61	.479	1987-91
H.M. (Mac) McEver	7	49	71	.408	1937-44
Charles E. Bernier	3	47	13	.783	1917-20
Ricky Stokes	4	46	69	.400	1999-03
G. S. (Gummy) Proctor	4	38	38	.500	1931-32; 44-47
William B. Matthews	2	28	19	.596	1962-64
Bobby Hussey	2	23	32	.418	1997-99
H.P. Sanborn	1	17	2	.895	1916-17
M. Buford Blair	2	9	19	.321	1924-26
L.N. Keesling	1	6	3	.667	1911-12
H.B. Redd	1	6	8	.429	1926-27
Houston B. Hughes	1	5	9	.357	1912-13
C.D. Rhodes	1	5	10	.333	1930-31

Tech Record			First	Last	Tech at Home	
W	L		Met	Played	W	L
1	0	Texas-Arlington	1969	68-69	1	0
2	0	Texas Christian	1994	94-95	1	0
1	0	Texas Tech	1982	82-83	0	0
1	0	Texas Wesleyan	1977	76-77	1	0
5	4	Toledo	1960	02-03	3	0
3	0	Towson	1983	03-04	2	0
18	15	Tulane	1957	94-95	10	3
1	0	UAB	2008	07-08	1	0
0	1	UNLV	2010	10-11	0	0
1	0	Upsala	1978	77-78	1	0
1	0	USC Upstate	2010	10-11	1	0
5	2	Vanderbilt	1923	77-78	2	0
1	0	Vermont	1974	74-75	1	0
1	9	Villanova	1968	03-04	1	3
10	10	Virginia Commonwealth	1978	94-95	5	2
86	43	VMI	1909	09-10	51	10
1	1	Washington	1974	74-75	0	1
35	53	Washington & Lee	1909	58-59	20	18
0	1	Weber State	1973	73-74	0	0
1	0	West Florida	2006	06-07	1	0
29	46	West Virginia	1921	03-04	16	12
3	0	Western Carolina	1992	05-06	3	0
2	1	Western Kentucky	1980	85-86	1	0
0	5	Western Michigan	1976	06-07	0	2
1	1	Wichita State	1966	10-11	0	1
76	41	William & Mary	1917	05-06	46	11
1	0	Winthrop	1998	98-99	1	0
0	1	Wisconsin	2008	08-09	0	1
1	0	Wisconsin-Green Bay	1996	95-96	0	0
1	1	Wisconsin-Milwaukee	1977	01-02	1	0
1	1	Wofford	1988	02-03	1	1
2	0	Wright State	1995	95-96	0	0
4	9	Xavier	1993	08-09	3	3
0	1	Yale	1967	67-68	0	0

2012-13 opponents and possible opponents in **bold type**.
† - includes forfeit victory from 2002-03

coaches & captains

Year	Coach	Record	Captains	Year	Coach	Record	Captains
1908-09	R. M. Brown	4- 2	J. L. Hughes	1967-68	Howard P. Shannon	14- 11	Ted Ware
1909-10	Branch Bocock	11- 0	F.H. Legge	1968-69	Howard P. Shannon	14- 12	Stan Kerrick
1910-11	Branch Bocock	11- 1	W. R. Legge	1969-70	Howard P. Shannon	10- 12	Loyd King
1911-12	L. N. Keesling	6- 3	L. W. Reiss	1970-71	Howard P. Shannon	14- 11	Loyd King
1912-13	Houston B. Hughes	5- 9	Houston B. Hughes	1971-72	Don DeVoe	16- 10	Charlie Lipscomb and Randy Minix
1913-14	Branch Bocock	14- 5	M. C. Beckner	1972-73	Don DeVoe	22- 5	Allan Bristow
1914-15	Branch Bocock	9- 4	J. F. Powell	1973-74	Don DeVoe	13- 13	Craig Lieder
1915-16	Branch Bocock	12- 3	G. W. Cocke	1974-75	Don DeVoe	16- 10	(none)
1916-17	H. P. Sanborn	17- 2	C. L. Logan	1975-76	Don DeVoe	21- 7	D. Sensibaugh and Phil Thieneman
1917-18	Charles A. Bernier	15- 5	B. T. Cocke	1976-77	Charles Moir	19- 10	Duke Thorpe and Phil Thieneman
1918-19	Charles A. Bernier	18- 4	Bill Wharton	1977-78	Charles Moir	19- 8	Ron Bell and Sam Foggin
1919-20	Charles A. Bernier	14- 4	George F. Parrish	1978-79	Charles Moir	22- 9	Marshall Ashford and Tic Price
1920-21	W. L. (Monk) Younger	19- 5	P. C. Brooks	1979-80	Charles Moir	21- 8	Wayne Robinson, Chris Scott, Les Henson and John Hillenbrand
1921-22	W. L. (Monk) Younger	14- 6	C. D. Rhodes	1980-81	Charles Moir	15- 13	Dale Solomon
1922-23	W. L. (Monk) Younger	13- 6	C. D. Rhodes	1981-82	Charles Moir	20- 11	Dale Solomon
1923-24	B. C. Cabbage	5- 13	E. C. Carroll	1982-83	Charles Moir	23- 11	Reggie Steppe and Perry Young
1924-25	M. Buford Blair	6- 9	D. H. Rutherford	1983-84	Charles Moir	22- 13	John Dixon and Perry Young
1925-26	M. Buford Blair	3- 10	W. A. Payne	1984-85	Charles Moir	20- 9	Perry Young and Al Young
1926-27	H. B. Redd	6- 8	W. A. Payne	1985-86	Charles Moir	22- 9	Dell Curry, Bobby Beecher, Keith Colbert and Dave Burgess
1927-28	Bud Moore	5- 11	M. N. Pearman	1986-87	Charles Moir	10- 18	Phil Williams
1928-29	I. E. Randall	4- 13	Joseph M. Brown	1987-88	Frankie Allen	19- 10	Tim Anderson and Binbo Coles
1929-30	R. S. Warren	5- 14	John Ote Looney, Jr.	1988-89	Frankie Allen	11- 17	Wally Lancaster and Binbo Coles
1930-31	C. D. Rhodes	5- 10	C. B. Baker	1989-90	Frankie Allen	13- 18	Binbo Coles and Greg Brink
1931-32	Geo. S. Proctor	8- 9	H. J. Yaggi	1990-91	Frankie Allen	13- 16	Antony Moses and David Herbster
1932-33	W. L. (Monk) Younger	5- 10	E. J. Hall	1991-92	Bill Foster	10- 18	Erik Wilson and John Rivers
1933-34	W. L. (Monk) Younger	1- 15	Benny Palmer	1992-93	Bill Foster	10- 18	Thomas Elliott and Steve Hall
1934-35	W. L. (Monk) Younger	3- 16	D. T. Thomas	1993-94	Bill Foster	18- 10	Jay Purcell and Jimmy Carruth
1935-36	W. L. (Monk) Younger	5- 16	Joe Mottola	1994-95	Bill Foster	25- 10	Game captains
1936-37	W. L. (Monk) Younger	6- 11	Joe Mottola	1995-96	Bill Foster	23- 6	Game captains
1937-38	H. M. (Mac) McEver	6- 8	Charley Southern and Mel Henry	1996-97	Bill Foster	15- 16	Ace Custis
1938-39	H. M. (Mac) McEver	3- 14	S. C. Power	1997-98	Bobby Hussey	10- 17	Shawn Browne and Myron Guillory
1939-40	H. M. (Mac) McEver	4- 15	Keith S. Haff	1998-99	Bobby Hussey	13- 15	Game captains
1940-41	H. M. (Mac) McEver	8- 13	Keith S. Haff	1999-00	Ricky Stokes	16- 15	Game captains
1941-42	H. M. (Mac) McEver	10- 10	W. J. (Buddy) Henderson	2000-01	Ricky Stokes	8- 19	Carlton Carter and Brian Chase
1942-43	H. M. (Mac) McEver	7- 7	Julius Rubin and Guy Crawford	2001-02	Ricky Stokes	10- 18	Carlton Carter, Mibindo Dongo and Joe Hamilton
1943-44	H. M. (Mac) McEver	11- 4	Harry Bushkar	2002-03	Ricky Stokes	12- 17	Game Captains
1944-45	Geo. S. Proctor	6- 8	Harry Bushkar	2003-04	Seth Greenberg	15- 14	Bryant Matthews
1945-46	Geo. S. Proctor	11- 8	Harry Bushkar	2004-05	Seth Greenberg	16- 14	Carlos Dixon and Jamon Gordon
1946-47	Geo. S. Proctor	13- 13	Joe Ruddell	2005-06	Seth Greenberg	14- 16	Shawn Harris, Jamon Gordon and Zabian Dowdell
1947-48	G. F. (Red) Laird	14- 9	Crennie Reed	2006-07	Seth Greenberg	22- 12	Zabian Dowdell and Jamon Gordon
1948-49	G. F. (Red) Laird	10- 13	Bob Dickson	2007-08	Seth Greenberg	21- 14	Deron Washington and A.D. Vassallo
1949-50	G. F. (Red) Laird	16- 9	Ted Bacalis and Bob Trombold	2008-09	Seth Greenberg	19- 15	A.D. Vassallo and Malcolm Delaney
1950-51	G. F. (Red) Laird	19- 10	Sumner (Tex) Tilson, Dick Sayre and Gene Jones	2009-10	Seth Greenberg	25- 9	Malcolm Delaney and Lewis Witcher
1951-52	G. F. (Red) Laird	4- 16	(none)	2010-11	Seth Greenberg	22- 12	Malcolm Delaney and Terrell Bell
1952-53	G. F. (Red) Laird	4- 19	John W. Cantrell	2011-12	Seth Greenberg	16- 17	Erick Green and Dorenzo Hudson
1953-54	G. F. (Red) Laird	3- 24	William B. Matthews				
1954-55	G. F. (Red) Laird	7- 20	William B. Matthews				
1955-56	Charles W. (Chuck) Noe	14- 11	William B. Matthews				
1956-57	Charles W. (Chuck) Noe	14- 8	Clayton (Abe) Coates				
1957-58	Charles W. (Chuck) Noe	11- 8	L. Hemmings and D. Kuhn				
1958-59	Charles W. (Chuck) Noe	16- 5	Terry Penn				
1959-60	Charles W. (Chuck) Noe	20- 6	Lewis Mills				
1960-61	Charles W. (Chuck) Noe	15- 7	Chris Smith				
1961-62	Charles W. (Chuck) Noe	19- 6	Bucky Keller and J. Fleischman				
1962-63	William B. Matthews	12- 12	Lee Melear and Calvin Jones				
1963-64	William B. Matthews	16- 7	Frank Alvis and Howard Pardue				
1964-65	Howard P. Shannon	13- 10	Mickey McDade				
1965-66	Howard P. Shannon	19- 5	John Wetzel				
1966-67	Howard P. Shannon	20- 7	Ron Perry				

tech in postseason

The history books continue to be updated as Virginia Tech has made postseason basketball appearances in five of the last seven seasons.

A new chapter in Virginia Tech postseason history was written in 2007. The Hokies advanced to the NCAA Tournament for the first time since 1996. Tech defeated Illinois, 54-51, in the first round in Columbus, Ohio, before falling to Southern Illinois, 63-48, in the second round at Nationwide Arena.

The Hokies earned a berth into the tournament as an at-large selection following a season that saw the Hokies go 3-0 against teams ranked in the top five and reach the 20-win plateau.

This was the Hokies' grand return to the

NCAA Tournament following more than a decade's absence.

Guided by coach Bill Foster, Virginia Tech basketball hit the jackpot in 1995 and 1996 with a championship run in the National Invitation Tournament and an appearance in the NCAA Tournament.

The players and coaches of the 1994-95 team cemented their names in Hokie basketball lore in one of the most dramatic NITs of all time.

Tech won the title, defeating Marquette in overtime, 65-64, on two free throws by Shawn Smith with 0.7 seconds left. Smith calmly sank

game-by-game in postseason

1966 NIT

3/10/66 Temple New York, N.Y. 73-88

1967 NCAA

3/11/67 Toledo Lexington, Ky. 82-76
3/17/67 Indiana Evanston, Ill. 79-70
3/18/67 Dayton Evanston, Ill. (OT) 66-71

1973 NIT CHAMPIONS

3/18/73 New Mexico New York, N.Y. 65-63
3/22/73 Fairfield New York, N.Y. 77-76
3/24/73 Alabama New York, N.Y. 74-73
3/25/73 Notre Dame New York, N.Y. (OT) 92-91

1976 NCAA

3/13/76 Western Michigan South Bend, Ind. (OT) 67-77

1977 NIT

3/9/77 Georgetown Blacksburg, Va. 83-79
3/14/77 Alabama New York, N.Y. 72-79

1979 NCAA

3/9/79 Jacksonville Lawrence, Kan. 70-53
3/11/79 Indiana State Lawrence, Kan. 69-86

1980 NCAA

3/7/80 Western Kentucky Bowling Green, Ky. (OT) 89-85
3/9/80 Indiana Bowling Green, Ky. 59-68

1982 NIT

3/12/82 Fordham Blacksburg, Va. 69-58
3/15/82 Mississippi Oxford, Miss. 61-50
3/18/82 Georgia Athens, Ga. 73-90

1983 NIT

3/17/83 William & Mary Blacksburg, Va. 85-79
3/21/83 South Carolina Columbia, S.C. 68-75

1984 NIT

3/15/84 Georgia Tech Blacksburg, Va. 77-74
3/18/84 South Alabama Greensboro, N.C. 68-66
3/23/84 Tennessee Blacksburg, Va. 72-68
3/26/84 Michigan New York, N.Y. 75-78
3/28/84 Southwestern La. New York, N.Y. 71-70

1985 NCAA

3/14/85 Temple Hartford, Conn. 57-60

1986 NCAA

3/13/86 Villanova Baton Rouge, La. 62-71

1995 NIT CHAMPIONS

3/17/95 Clemson Blacksburg, Va. 62-54
3/20/95 Providence Providence, R.I. 91-78
3/22/95 New Mexico State Blacksburg, Va. 64-61
3/27/95 Canisius New York, N.Y. 71-59
3/29/95 Marquette New York, N.Y. (OT) 65-64

1996 NCAA

3/14/96 Wisconsin-Green Bay Dallas, Texas 61-48
3/16/96 Kentucky Dallas, Texas 60-84

2005 NIT

3/15/05 Temple Blacksburg, Va. 60-50
3/19/05 Memphis Memphis, Tenn. 62-83

2007 NCAA

3/16/07 Illinois Columbus, Ohio 54-52
3/18/07 Southern Illinois Columbus, Ohio 48-63

2008 NIT

3/19/08 Morgan State Blacksburg, Va. 94-62
3/24/08 UAB Blacksburg, Va. 75-49
3/26/08 Mississippi Blacksburg, Va. 72-81

2009 NIT

3/18/09 Duquesne Blacksburg, Va. (2OT) 116-108
3/21/09 Baylor Blacksburg, Va. 66-84

2010 NIT

3/17/10 Quinnipiac Blacksburg, Va. 81-61
3/22/10 Connecticut Blacksburg, Va. 65-63
3/24/10 Rhode Island Blacksburg, Va. 72-79

2011 NIT

3/16/11 Bethune-Cookman Blacksburg, Va. 79-54
3/20/11 Wichita State Blacksburg, Va. (OT) 76-79


Overall Record in Postseason: 30-18

NIT: 24-10 **NCAA:** 6-8 **Home:** 11-2



Shawn Smith calmly sank two free throws to tie and then win the NIT title game at Madison Square Garden in 1995.

The Hokies defeated Illinois, 54-52, in the first round of the 2007 NCAA West Regional in Columbus, Ohio.



the first free throw to tie it. After Marquette called a timeout, Smith made the second.

Fans at Madison Square Garden rushed on the court. Smith ran into the stands to give his father a bear hug. Blacksburg went wild as students and townspeople stormed the downtown area to hail their heroes.

Tech reached the championship game by defeating Clemson, 62-54; Providence, 91-78; New Mexico State, 64-61; and Canisius, 71-59. That Tech team finished with 25 victories, the most in school history.

The next season, Tech qualified for the NCAA Tournament. Drawing a disappointing ninth seed, Tech was placed in the same bracket with power-packed Kentucky.

The Hokies beat Wisconsin-Green Bay in the first round in Dallas, Texas, 61-48, as Shawn Good led the way with 25 points. The Hokies, however, lost in the second round to eventual national champion Kentucky, 84-60.

That Tech team finished with a 23-6 record, one of the best marks in school history.

In all, Tech has made 17 postseason appearances, compiling an overall record of 29-17.

Tech's NIT title in 1995 was the second for the Hokies. Tech also won the crown at Madison Square Garden in 1973 in strikingly similar fashion.

Tech guard Bobby Stevens hit a jumper at the buzzer in overtime to propel the Hokies to a 92-91 victory over the Fighting Irish of Notre Dame and the NIT title. The victory was a highlight of the championship series in which Tech won four games by a total of five points,

including a first-round victory over nationally ranked New Mexico, 65-63, on national television.

Tech's first postseason appearance came in 1966, when the Hokies lost to Temple, 88-73, in the NIT's opening round.

A year later, Tech made its first NCAA Tournament appearance, advancing to the finals of the Mideast Regional with wins against Toledo and Indiana. The Hokies fell just short of the Final Four when they dropped a heart-breaking 71-66 overtime decision to Dayton.

In the 1980 Mideast Regional, Tech made headlines with its amazing first-round comeback victory against homestanding Western Kentucky. The Hokies trailed, 48-30, at the half, but rallied to take an 89-85 overtime win. In the second round against Indiana and Isiah Thomas, Tech came close to an upset. The Hokies trailed by only three points with less than five minutes to go, but fell, 68-59.

The Hokies made it back to the NIT in 1982. Tech advanced to the quarterfinals with impressive wins against Fordham and Mississippi before finally losing to Georgia and high-flying All-American Dominique Wilkins.

In 1983, Tech opened NIT play at home against William & Mary, winning 85-79, then lost on the road at South Carolina, 75-68.

Tech also had the good fortune of opening the 1984 NIT at Cassell Coliseum against Georgia Tech. The Hokies prevailed, 77-74, behind 19-point performances from Dell Curry and Perry Young. A last-second tip-in by point guard Al Young sparked the Hokies to a 68-66

win against South Alabama in Greensboro, N.C. The Hokies then returned home where they rode a 27-point outing by Curry to a victory against Tennessee, 72-68.

In the semifinals at Madison Square Garden, it took a last-minute comeback by eventual champion Michigan to beat Tech, 78-75. The Hokies bounced back two days later to nail down third place with a 71-70 victory over Southwestern Louisiana.

In 1985, the Hokies took a 20-8 regular season record and a second-place Metro Conference finish into the NCAA Tournament. Tech bowed out in the first round, losing, 60-57, to Temple.

In 1986, the Hokies were eliminated in the first round of the Metro Tournament. Despite the defeat, they received a bid to the NCAA Tournament behind the strength of their 22-8 record. Tech was defeated in the first round by Villanova, 71-62.

The Hokies added to their total NIT wins in 2005, as Tech defeated Temple, 60-50, in Cassell Coliseum before falling, 83-62, at Memphis in the second round.

Two more NIT victories were added in 2008, as Tech advanced to the quarterfinals of the tournament. In 2009, the Hokies made another trip to the NIT, as they defeated Duquesne, 116-108, in a double-overtime thriller in Cassell Coliseum before falling to Baylor in the second round at home. Tech made it four years in a row to the NIT, as the Hokies were a top seed again in 2010 and 2011. The Hokies are 24-10 all-time in the NIT and 30-18 all-time in postseason play.

tech sports hall of fame

The Virginia Tech Sports Hall of Fame was organized in 1982 to honor persons who have made great contributions to athletics at the university. Since its inception, a total of 163 people have been enshrined, including 23 individuals who were chosen primarily for their contributions in basketball.



Smith

CHRIS SMITH

A brilliant basketball center from 1958 through 1961, Smith was one of the nation's leading rebounders three years in a row. He still holds all of Tech's major rebounding records and is regarded by many as the greatest basketball player in school history. Smith is a charter member who was inducted in 1982.

ALLAN BRISTOW

A scrappy forward who paced the Hokies to the National Invitation Tournament championship in 1973, Bristow scored in double figures during every game of his Tech career and still holds the Hokies' single-game scoring mark of 52 points. After 10 years as a player in the NBA, Bristow went into coaching, including a stint as the head coach of the NBA Charlotte Hornets. He retired as the general manager of the New Orleans Hornets. Bristow was inducted in 1984.

JOHN WETZEL

A swingman who was always at his best in the clutch, Wetzel led Tech to its first-ever national postseason tournament in 1966. He enjoyed a 10-year NBA playing career and was in the pro coaching ranks since 1979 until retiring this summer from the Sacramento Kings. Wetzel was inducted in 1985.

HARRY BUSHKAR

A fine scorer and playmaker, Bushkar capped his career by being named All-Southern Conference in 1945-46. He was tabbed Virginia's Player of the Year that season and made the SoCon All-Tournament Team. Bushkar was captain of the 1944, '45 and '46 Tech teams. He was inducted in 1986.

GEORGE PARRISH


One of Tech's first big-name stars, Parrish earned All-South honors in both basketball and football during



Bristow



Wetzel



Bushkar



Parrish



Pardue

a career that extended from 1916 to 1920. Parrish was regarded by many as the best center in southern basketball in 1919 when he scored 320 of the Hokies' 766 points. He was inducted in 1986.

HOWARD PARDUE

One of the greatest shooters in school history, Pardue played on Tech teams in the early 1960s. He finished with a career scoring average of 20 points and was named to the All-Southern Conference team three years in a row and twice was named to the Southern's all-tournament team. He was inducted in 1992.

BUCKY KELLER

A 6-3 swingman who led Tech to glory in the early 1960s, Keller finished his Tech career with an overall scoring average of 18.2 points per game. He averaged 15.0 ppg on a 1959-60 team that went 20-6, posted a 17.6 scoring mark in 1960-61 when the Hokies were 15-7, and averaged 21.7 ppg in 1961-62 when Tech finished 19-6. Keller died in 1977. He was inducted into the Hall of Fame in 1993.

BILL MATTHEWS

Matthews had a tremendous impact on Tech athletics in a 35-year career as a basketball player, a coach of three sports and an administrator. A bulky center, he ranks second only to Chris Smith in all-time rebounding for the Hokies. Matthews had a career average of 13.8 rebounds per game and in 1954-55 had a sensational seasonal average of 18.8. He was the Virginia Player of the Year in 1955-56. Matthews was inducted in 1993.

DALE SOLOMON

A dynamic center, Solomon burst on the Virginia Tech basketball scene in a big way during his

freshman year in 1978-79. He sparked Tech to its only Metro Conference Tournament championship and was named the tourney's MVP. He went on to become the first player to make All-Metro four years in a row. In 1990, he was chosen on the Metro's decade team of the 1980s. Solomon tallied a career total of 2,136 points and ranks fourth on the Hokies' all-time scoring list. He was inducted in 1994.

EARL (BUS) HALL

The Southern Conference's leading scorer in 1932, Hall was a unanimous choice for the all-conference team that year. Nicknamed "The Princeton Phantom," he was a complete player who excelled as a floor leader, dribbler and passer, as well as a scorer. Hall was inducted in 1992.

GLEN COMBS

Still rated one of the best long-range shooters in school history, Combs helped the 1967 Tech team to the finals of the NCAA Mideast Regional, where an overtime loss to Dayton cost the Hokies a spot in the Final Four. Combs, who averaged 17.9 points over his three varsity seasons at Tech, went on to enjoy a seven-year career in the ABA. He was inducted in 1987.

LEE MELEAR

Although he starred in both basketball and baseball, Melear may be best remembered for his 24-point performance against Kentucky in 1962 when the Hokies handed legendary coach Adolph Rupp the only season-opening home loss of his career at UK. Melear, who averaged in double-figure scoring all three of his varsity seasons, was inducted in 1989.

BOB AYERSMAN

A hot-shooting forward from 1957-61, Ayersman made the All-Southern Conference team two years in a row. He still ranks ninth in career scoring at Tech and his 26.5 scoring average in 1958-59 still stands as the second-best in school history. Ayersman was inducted in 1990.

LEWIS MILLS


A point guard deluxe, Mills was the captain of the Hokies in 1959-60 and helped that team post the school's first 20-win basketball season. He entered the coaching field after graduating from Tech and



Keller



Matthews



Solomon



Hall



Combs




Melear



Ayersman



Mills



Curry



King

served as the head basketball coach at the University of Richmond from 1963 until 1973. Mills, who also spent 12 years in athletic administration at VCU, was inducted in 1991.

DELL CURRY

This silky-smooth outside shooter scored a Tech record 1,021 field goals and tallied a total of 2,389 points. He ranks second on the Hokies' all-time scoring list behind Bimbo Coles and holds the school career record for steals with 295. Curry, who helped the Hokies to four postseason tournaments, posted 115 double-figure scoring games on the way to a career scoring average of 18.9. He was a first-round draft pick of the NBA's Utah Jazz in 1986 and is now retired from playing after a long and successful NBA career. He is currently an executive with the expansion Charlotte Bobcats of the NBA and was inducted into the Virginia State Sports Hall of Fame in 2004. Curry was inducted in 1996.

LOYD KING

A mixture of good ball-handling skills, leaping ability and a keen eye for long-range jumpers helped make King one of the best guards to play for the Hokies. He was the captain and leading scorer for Tech's cage teams in 1969-70 and 1970-71. He averaged 19.3 points per game as a junior and carried a 21.3-point scoring average as a senior. During his last two years, he reached double-figure scoring in 45 of 47 games, including the last 23 in a row. King

finished his Tech career with 1,248 points and a 17.1 scoring average. He went on to play in the American Basketball Association and French Professional League. King was inducted in 1998.

TED WARE

Ted Ware, whose rebounding and defense were vital ingredients for the Hokies during his three varsity seasons in the 1960s, had the distinction of playing an important role on Tech's first NIT team in 1966 and also on the Hokies' first NCAA Tournament squad in 1967. The 6-5 forward was Tech's second-leading scorer as a sophomore in 1965-66 with a 14.6 average. During the 1966-67 season, he shot 55.6 percent from the field, which was a school record at the time. As a senior in 1967-68, Ware posted a team-high 9.2 rebounding average. Ware's overall 52.4 field-goal percentage was a Tech career record at the time. In 1968, he was selected to the 10-man Academic All-America Basketball Team chosen by the nation's sports information directors. Ware was inducted in 1999.

BIMBO COLES

Vernell "Bimbo" Coles played a leading role at point guard for the 1988 U.S. Olympic team, which won a bronze medal in Seoul, South Korea. He capped his collegiate career as the leading scorer in both Virginia Tech and Metro Conference basketball history. Coles' jersey, No. 12, was officially retired just prior to his final home game against Memphis State on March 3, 1990. He was inducted in 2000.

WAYNE ROBINSON

Wayne Robinson was a central figure in Tech's early success in the Metro Conference. He was Tech's leading rebounder in each of his three years as a starter and is ranked fourth among Tech's career rebound leaders and is 10th in career scoring at Tech. Robinson was a first round selection of the Los Angeles Lakers in the 1980 NBA Draft and played for both the Lakers and the Detroit Pistons before playing seven seasons professionally in Europe. He was inducted in 2003.

CHARLES MOIR

Charlie Moir is the winningest coach in Virginia Tech basketball history. The native of Francisco, N.C., won 213 games in his 11-year tenure with the Hokies. His teams won 19 or more games in nine of his 11 seasons and during one stretch, he produced a school-record five consecutive 20-win seasons. Moir guided the

Hokies to eight postseason tournament appearances – four in the NCAA and four in the NIT – the most ever by any Tech men's coach. His 1978-79 team won the Metro Conference tournament in its first season of league play. Moir was inducted in 2006.

ACE CUSTIS

One of the most popular players in Virginia Tech history, Custis completed his Virginia Tech career with 1,706 points and 1,777 rebounds, joining Chris Smith as the only two Hokies to reach or surpass the 1,500 mark in both points and rebounds. In 1997, he became just the third player in school history to have his number retired. Custis has enjoyed a lengthy professional career in Japan since graduation. Custis was inducted in 2007.

CHUCK NOE

In his seven years at the helm of the Tech men's basketball program, Noe guided the Hokies to seven consecutive winning seasons, compiling 109 victories. In 1959-60, Tech posted the first 20-win season in school history with a 20-6 record that included a 12-1 mark in Southern Conference play. The Hokies won the league's regular season title that season and also laid claim to the state championship with a 7-0 mark against in-state competition. Noe was inducted in 2009.

DUKE THORPE

Duke Thorpe didn't waste any time in capturing the fancy of Virginia Tech basketball fans with his tough, relentless style of play for the Hokies. The 6-6 forward won a starting job midway through his freshman season and went on to help Tech earn postseason berths in both his junior and senior years. He led the team in scoring (15.6) and rebounding (8.3) as Tech advanced to the quarterfinal round of the NIT. Thorpe's career field-goal percentage of .600 still ranks as the top all-time shooting mark for a Tech player. He also holds the top two career single-season field goal percentage marks among Tech players and stands 10th overall in career rebounds with 756. He finished his career with 1,294 points. He was inducted in 2010.

PAUL DEAR, LEO BURKE, MEL HENRY

Although they were chosen for the Hall of Fame primarily for their excellence in other sports, they also made contributions in basketball.


**VIRGINIA SPORTS
HALL OF FAME**

**BASKETBALL HOKIES
IN THE VSHF**
Allan Bristow • Dell Curry • Bucky Keller • Charles Moir


OTHER HOKIES IN THE VSHF
Hunter Carpenter, Alfred Casey, Carrol Dale, Karl Esleeck, Frank Loria, Mac McEver, C.P. "Sally" Miles, Frank Moseley, Johnny Oates, Frank Peake, George Preas, George "Gummy" Proctor, Charlie "Rosie" Thomas, Charles "Dink" Vail, William "Monk" Younger



Ware



Coles



Robinson




Moir



Custis



Noe





Thorpe

the 1966-1967 hokies

ONE OF TECH'S ALL-TIME GREATEST TEAMS

"It was a wonderful year. All of the starters could get out and run the floor, and everyone complemented each other on the court. Some of the players were interchangeable, and we were a good overall athletic team."

— Former Virginia Tech and ABA standout, Glen Combs




A season of firsts. A record-setting year. A year to remember and to be talked about throughout Virginia Tech history. The 1966-67 basketball team featured a star-studded lineup that included two players who went on to professional careers and a third who was drafted into the ABA. The Hokies were virtually unstoppable, despite losing the leading scorer and rebounder from the year before.

After reaching the postseason in the 1965-66 season, fans thought the Hokies would be good, but not nearly as good as they turned out to be. Opening up the season against fourth-ranked Duke, Tech blew out its opponent on a neutral court in Charlotte, N.C. Hokie fans were so stirred up after knocking off the Blue Devils, a school-record 11,500 fans filed into Cassell Coliseum to watch Tech down Purdue the very next day. To this day, it is the largest watched home game in Virginia Tech history. At the time, it was also the largest crowd to ever see a game in the state of Virginia. The momentum carried them to seven more wins over the next nine games, before dropping a narrow loss to Clemson. After losing to the Tigers, the Hokies would win the next seven games heading down the stretch, thanks mainly to the sharp-shooting of Glen Combs, who averaged 21.3 points per game as a junior.

Tech averaged 78.8 points per contest during the memorable season. The potent offense contributed to its run in the NCAA Tournament, where they promptly knocked off Toledo in Memorial Coliseum in Lexington, Ky., after losing to the Rockets at the end of the regular season. The Hokies reached the Elite Eight before succumbing to Dayton in overtime.

Despite being on the verge of the Final Four and coming up just short, fans remember the team as a run and gun affair in the pre-shot clock era. They also remember players like Ron "Spider" Perry, Chris Ellis, Ted Ware and Ken Talley.


Although the squad has been apart for more than 40 years, they will always be etched in the history books as one of the best ever. There is simply no other way to describe the 1966-67 Virginia Tech men's basketball team.




bimbo coles

TECH ALL-TIME GREAT

After dazzling Virginia Tech fans for four years, guard Bimbo Coles became the second Tech men's basketball player to have his jersey retired when the University honored him in a ceremony prior to his last home game on March 3, 1990. Coles finished his collegiate career as the leading all-time scorer in school and Metro Conference history and also set an all-time scoring mark for Division I players in the state of Virginia. He scored a total of 2,484 points during his four seasons and became the first player in Metro Conference history to lead the league in scoring three consecutive years. Coles burst on the national scene when he made the United States Olympic team in 1988. He played a leading role at point guard for that team, which won the bronze medal in Seoul, South Korea. Coles was a second-round pick of the Sacramento Kings in the 1990 NBA draft. Coles played with a number of NBA teams. He rejoined the Miami Heat for the 2003-04 NBA season and retired the following offseason. Following his career, he was an assistant coach and advance scout with the 2006 NBA Champion Miami Heat.



Bimbo Coles was Virginia Tech's first Olympian.



Bimbo Coles is the Hokies' all-time leading scorer.




ace custis

TECH ALL-TIME GREAT




Ace Custis is interviewed following the Hokies' NIT Championship in 1995.



Ace Custis is 10th on Virginia Tech's all-time scoring list and is third in career rebounding for the Hokies.

Ace Custis, one of the most popular athletes in Virginia Tech history, became the third men's basketball player to have his jersey retired when his career ended in 1997. Custis became the third player in Tech basketball history to surpass the 1,000-mark in both points and rebounds. He finished with 1,706 points and 1,777 rebounds, joining Hall of Famers Chris Smith and Bill Matthews in that category. Custis made the all-conference team in two different leagues during his time at Tech. He was All-Metro Conference as a sophomore and was selected to the All-Atlantic 10 team his junior and senior seasons. During his senior year, he was a finalist for the Boost/Naismith Award which goes to the National Player of the Year. Custis has played on NBA Summer League teams in the past and played professionally in Japan. He was a 2007 inductee into the Virginia Tech Sports Hall of Fame.



dell curry

TECH ALL-TIME GREAT




Curry played in the NBA for 15 seasons and is the Hornets' all-time leading scorer.



Curry was a McDonald's All-American as a high school senior (shown here with coaching legend John Wooden).



Curry has always been one of the most popular Hokies for fans of all ages.



Dell Curry is second in career scoring at Virginia Tech and is the all-time steals leader for the Hokies.

All-America guard Dell Curry, who helped Virginia Tech to four postseason tournaments, became the first Hokie basketball player ever to have his jersey retired when the university honored him in a ceremony before his last home game on March 1, 1986. Curry was a three-time All-Metro Conference choice for the Hokies and was named the Metro's Player of the Year in 1986, after leading the league with a 24.1 scoring average. He finished his Tech career with 2,389 points, which was a school record at the time. Curry earned first-team All-America honors from *The Basketball News*, second-team recognition from the Associated Press and the Basketball Writers of America, and third-team honors from United Press International and the Helms Foundation. During the summers of 1984 and 1985, the 6-5 sharpshooter played on U.S. All-Star teams that competed abroad in Jones Cup play. Following his senior season, Curry was a first-round draft pick of the NBA's Utah Jazz. Curry retired from the NBA following the 2002-03 season, after a long career in which he was one of the top shooters in the league. Last year, he was featured in *USA Today* due to his involvement in numerous community and charity causes. He currently works for the NBA's Charlotte Bobcats.

allan bristow

TECH ALL-TIME GREAT

Allan Bristow, a scrappy forward who paced the Hokies to the National Invitation Tournament championship in 1973, became the fourth Virginia Tech basketball player to have his jersey retired. Bristow scored in double figures during every game of his Tech career and still holds the Hokies' single-game scoring mark of 52 points. He finished as Tech's all-time scoring leader in 1973 with 1,804 points and still stands seventh on the list. He holds Tech records for career scoring average, most points in a game, consecutive double-figure scoring games and most field goals in a game. After 10 years as a player in the NBA, Bristow went into coaching, including a stint as the head coach of the NBA's Charlotte Hornets. His jersey was retired on Oct. 17, 1998, at the Temple homecoming football game, commemorating the 25th anniversary of the 1973 NIT team. After returning to the Hornets' organization as the team's assistant general manager two seasons ago, Bristow was promoted to general manager, before retiring in September 2005.



Bristow and John Shumate of Notre Dame battle for a loose ball in the 1973 NIT Championship game in Madison Square Garden.



Allan Bristow was introduced as the general manager of the New Orleans Hornets during the summer of 2004.



Bristow admires the locker room tribute to his Tech playing career in the Bill Foster Basketball Suite.



Bristow waves to Hokie fans during a parade through downtown Blacksburg.

don devoe

TECH ALL-TIME COACHING GREAT

To many Hokie fans, it will remain the most important event in Virginia Tech basketball history. In 1973, the Hokies shocked the basketball world by defeating New Mexico, Fairfield, Alabama and Notre Dame to win the NIT. The win over the Irish in the finals was capped by a buzzer-beating jumper by Bobby Stevens to win the game in overtime, 92-91.

The coach of the Hokies was Don DeVoe, in just his second season in Blacksburg. DeVoe took a group of experienced players in his first season, built upon that foundation by teaching strong fundamentals and put the Hokies on the basketball map.

"I was fortunate at the age of 29 to be named the head coach at Virginia Tech," DeVoe said. "I was lucky to inherit five outstanding seniors. I give credit to those five seniors in being able to grasp what we were teaching and believing in what we were teaching. That first team laid the foundation for what we were to accomplish in the future."

DeVoe was fortunate to work with an outstanding staff, including future head coaches Sonny Smith (VCU, Auburn) and Jim Hallihan (East Tennessee State). A graduate assistant on those teams was Kevin O'Connor, currently the senior vice president of basketball operations of the NBA's Utah Jazz and father of former Tech women's assistant basketball coach and player, Katie O'Connor. That group was able to recruit an outstanding group of players that brought a lot of excitement to Blacksburg.

"My first staff, Sonny Smith and Jim Hallihan, were great at finding the type of kids we wanted in our program. They helped us establish the success that we had and we were fortunate to have them here," DeVoe said.

DeVoe coached the Hokies for five seasons, compiling an 88-45 overall record. He is the fifth-winningest coach in Tech history and is remembered for being the coach that started the Hokies on the most prolonged and successful streak in the school's basketball history.

"When we left, we were able to leave behind an outstanding group of players and I know that Charlie Moir took those outstanding players and was able to continue the success at Virginia Tech."


DeVoe retired following the 2003-04 season as the head coach at Navy.



The Hokies were 52-6 under Don DeVoe in Cassell Coliseum.



Don DeVoe and the Hokies celebrate the 1973 NIT Championship in New York City's Madison Square Garden.



Don DeVoe coached Hokie great Allan Bristow at Virginia Tech.

"It was really exciting to see what was happening at Virginia Tech. It was exciting to see the people in the state get excited about Virginia Tech basketball and football. We enjoyed tremendous support from the students and the community. The NIT season, just about every game was a full house. It was an exciting time in Virginia Tech athletics."

— Don DeVoe

charles moir

TECH ALL-TIME COACHING GREAT

Perhaps no era in Virginia Tech basketball was more successful and more exciting than the 11 years that Charlie Moir led the Hokies. An assistant coach under Bill Matthews and Howie Shannon in the 1960s, Moir is Tech's all-time winningest coach. His teams won big games against the best teams in the country. Cassell Coliseum was a feared place to play and Tech was one of the top teams in the nation.

In honor of his many contributions to Virginia Tech, Moir was inducted into the Virginia Tech Sports Hall of Fame in 2006. Moir became the 20th basketball inductee into the elite group.

During Moir's time in Blacksburg, Tech won more than 64 percent of its games. Moir never had a losing record and failed to win at least 20 games just three times, and two of those three seasons saw Tech win 19 games. The Hokies made seven postseason appearances, including four of the school's seven NCAA Tournament trips. The Hokies also won the 1979 Metro Conference Tournament under Moir.

Great players dotted the rosters during Moir's term. The top four scorers in school history all played for Moir. Bimbo Coles, the only Olympian in Tech history was recruited by Moir, who coached the highest-scoring teams in Virginia Tech history.

"The seats go way up there, and it feels like the fans are so close to the court. I know other coaches hate to play there. It felt like a great place, with tremendous fan support, and most nights it was rocking."

Tech's biggest wins in Cassell Coliseum came under Moir. On Monday, Jan. 10, 1983, Moir and the Hokies spoiled the day for Memphis State, as the Hokies knocked off the No. 1-ranked Tigers, 69-56, in a sold-out Cassell Coliseum. MSU had, earlier in the day, ascended to the top spot in the

national polls. Tech had other memorable wins under Moir, including a 76-72 victory over second-ranked and unbeaten Memphis State in 1986.

The names that played for Moir are among the best-ever for Tech. Bimbo Coles, Dell Curry, Dale Solomon, Al Young, Perry Young, Bobby Beecher and 2003 Virginia Tech Hall of Fame inductee Wayne Robinson were all vital parts of the great teams under Charlie Moir.



Moir won almost 85 percent of his games in Cassell Coliseum.

"We had good success recruiting players including Dell Curry and Bimbo Coles, who went on to successful careers in the NBA. Joining the Metro Conference, which had some ranked teams, helped with the recruiting."

— Charles Moir



Prior to returning as head coach of the Hokies, Moir was an assistant to Howard Shannon at Virginia Tech.



Moir receives a bowling pin and a cake from son, Page, upon his 300th career coaching victory.

bill foster

TECH ALL-TIME COACHING GREAT



Bill Foster remains a fan favorite of the Hokies.

Bill Foster came to Blacksburg as a proven, successful basketball coach. Everywhere he had coached — Miami, Clemson and UNC Charlotte — Foster had won. But perhaps more importantly, Foster had won with grace and integrity. During his time in Blacksburg, he proved that class shines through.

Foster enjoyed many successes and milestones during his time at Virginia Tech. On Dec. 31, 1995, in New Orleans, the Hokies defeated Wright State to give Foster his 500th coaching victory. During that season, Tech climbed to eighth in the polls and lost in the second round of the NCAA Tournament to eventual champion Kentucky. Tech finished the season ranked 22nd nationally.

The previous season had seen perhaps Foster's greatest accomplishment at Tech, as he led the Hokies to the 1995 NIT Championship. Tech defeated Clemson, Providence, New Mexico State, Canisius and Marquette to capture the school's second NIT title. During his six seasons at Virginia Tech, Foster amassed a 101-78 record with the Hokies and stands as the fourth-winningest coach in school history.

"The people here were special to work with, including Coach Beamer and President (Paul) Torgersen. The improvement we had over four or five years was amazing to see. The NIT was a great experience, as well as getting an NCAA bid the next year," Foster said.



"I was very fortunate that I had a lot of guys who weren't highly recruited but became overachievers. A lot of those guys weren't interested in individual statistics but the team stats. I just had a special group of overachievers."

— Bill Foster

< Foster and his wife, Linda, arrive on the court to a thunderous ovation for his final home game.

THE BILL FOSTER BASKETBALL SUITE



In addition to their space in the Hahn Hurst Basketball Practice Center, on game days Virginia Tech players have the use of one of the best game-day locker room facilities in the country — The Bill Foster Basketball Suite — donated by Pat and Sandy Cupp of Blacksburg, Va., in honor of Virginia Tech coaching great Bill Foster. It includes a spacious locker room, private restroom and showers, a players' lounge, a meeting area and a foyer honoring former Hokie greats throughout the years. The suite opens into the arena and continues as the game-day home to the Hokies. During the fall of 2005, the suite was completely renovated. The renovation included plasma screen televisions in the players' lounge and locker room, a surround-sound stereo, new lockers, a computer station, hardwood flooring in the entrance and the lounge, a scouting and film editing station, murals and HokieStone throughout the complex.

The basketball locker room and lounge in Cassell Coliseum is named in honor of Bill Foster.

all-conference honors

ALL-AMERICANS

1962 Howard Pardue.....HM
Bucky KellerHM

1986 Dell Curry..... 1st team

1990 Bimbo Coles.....HM

2004 Bryant Matthews.....HM

2007 Zabian Dowdell.....HM

2010 Malcolm Delaney.....HM

2011 Malcolm Delaney.....HM

ACADEMIC ALL-AMERICANS

1968 Ted Ware..... 1st team

SOUTHERN CONFERENCE HONORS

COACH OF THE YEAR

1956 – Chuck Noe
1962 – Chuck Noe

ALL-SOUTHERN CONFERENCE FIRST TEAM

1956 – Bill Matthews
1959 – Bob Ayersman
1959 – Chris Smith
1960 – Bob Ayersman
1960 – Chris Smith
1961 – Chris Smith
1962 – Bucky Keller
1962 – Howard Pardue
1963 – Howard Pardue
1964 – Howard Pardue
1965 – Mickey McDade

ALL-SOUTHERN CONFERENCE SECOND TEAM

1951 – Tex Tilson
1958 – Bob Ayersman
1960 – Lewis Mills
1961 – Bucky Keller
1963 – Lee Melear
1964 – Paul Long
1965 – John Wetzell

SOUTHERN CONFERENCE ALL-TOURNAMENT FIRST TEAM

1927 – Paul Dear
1933 – Earl Hall
1944 – Danny Frederick
1946 – Harry Bushkar
1960 – Lewis Mills

1960 – Chris Smith
1962 – Bucky Keller
1962 – Howard Pardue
1963 – Howard Pardue

SOUTHERN CONFERENCE ALL-TOURNAMENT SECOND TEAM

1959 – Chris Smith
1960 – Bucky Keller
1961 – Chris Smith
1963 – Frank Alvis
1965 – Ron Perry

METRO CONFERENCE HONORS

METRO CONFERENCE PLAYER OF THE YEAR

1986 – Dell Curry
1988 – Bimbo Coles (co)

METRO CONFERENCE TOURNAMENT MVP

1979 – Dale Solomon

METRO CONFERENCE FRESHMAN OF THE YEAR

1979 – Dale Solomon
1983 – Bobby Beecher

FIRST TEAM ALL-METRO CONFERENCE

1979 – Dale Solomon
1980 – Dale Solomon
1981 – Dale Solomon
1982 – Dale Solomon
1984 – Dell Curry
1985 – Dell Curry
1985 – Perry Young
1986 – Dell Curry
1988 – Bimbo Coles
1989 – Bimbo Coles
1990 – Bimbo Coles

METRO CONFERENCE COACH OF THE YEAR

1988 – Frankie Allen

ATLANTIC 10 CONFERENCE HONORS

FIRST TEAM

ALL-ATLANTIC 10 CONFERENCE

1996 – Ace Custis
1997 – Ace Custis

BIG EAST CONFERENCE HONORS

FIRST TEAM ALL-BIG EAST

2004 - Bryant Matthews

BIG EAST CONFERENCE SCHOLAR-ATHLETE

2003 – Carlton Carter

ATLANTIC COAST CONFERENCE HONORS

FIRST TEAM ALL-ACC

2011 - Malcolm Delaney
2010 - Malcolm Delaney*
2007 - Zabian Dowdell

SECOND TEAM ALL-ACC

2012 - *Erick Green*
2011 - Jeff Allen
2008 - A.D. Vassallo

THIRD TEAM ALL-ACC

2010 - Dorenzo Hudson
2009 - Malcolm Delaney
2009 - A.D. Vassallo
2007 – Jamon Gordon

HONORABLE MENTION ALL-ACC

2008 - Deron Washington
2006 – Zabian Dowdell
2006 – Coleman Collins

ACC ALL-FRESHMAN TEAM

2012 - Dorian Finney-Smith
2008 – Jeff Allen
2005 – Deron Washington

HONORABLE MENTION ACC ALL-FRESHMAN

2006 – A.D. Vassallo

ACC DEFENSIVE PLAYER OF THE YEAR

2007 - Jamon Gordon

ACC ALL-DEFENSIVE TEAM

2008 – Deron Washington
2007 – Zabian Dowdell
2007 – Jamon Gordon
2006 – Zabian Dowdell
2006 – Jamon Gordon
2005 – Jamon Gordon

HONORABLE MENTION ACC ALL-DEFENSIVE TEAM

2008 – Jeff Allen

ACC COACH OF THE YEAR


2005 – Seth Greenberg
2008 – Seth Greenberg

* - unanimous selection

hokies in the nba & aba



Now retired, Allan Bristow was named general manager of the New Orleans Hornets in 2004 (left), 31 years after being drafted by the Philadelphia 76ers.



Deron Washington was a second round selection of the Detroit Pistons in the 2008 NBA draft.



Dell Curry played 16 years in the NBA.

hokies drafted by the pros

Year	Name	Round	Team	Pick
1961	Chris Smith	2nd	Syracuse	5th in 2nd
1962	Bucky Keller	6th	Los Angeles	8th in 6th
1966	John Wetzel	8th	Los Angeles	7th in 8th
1967	Ron Perry	12th	Minnesota (ABA)	
1968	Glen Combs	5th	San Diego	1st in 5th
		8th	Dallas (ABA)	
1969	Chris Ellis	5th	Chicago	5th in 5th
		6th	Kentucky (ABA)	
1971	Loyd King	15th	Milwaukee	8th in 15th
		7th	Memphis (ABA)	
1973	Allan Bristow	2nd	Philadelphia	3rd in 2nd (19th)
		1st	Virginia (ABA)	
1976	Larry Cooke	3rd	Atlanta	12th in 3rd
1976	Russell Davis	6th	Detroit	4th in 6th
1977	Ernest Wansley	6th	Washington	17th in 6th
1978	Ron Bell	6th	Cleveland	13th in 6th
1979	Marshall Ashford	5th	Washington	20th in 5th
1980	Wayne Robinson	2nd	Los Angeles	8th in 2nd
1980	Les Henson	7th	Boston	last player in 7th
1982	Dale Solomon	3rd	Philadelphia	22nd in 3rd
1982	Jeff Schneider	5th	Houston	15th in 5th
1985	Perry Young	3rd	Portland	14th in 3rd
1985	Al Young	7th	San Antonio	13th in 7th
1986	Dell Curry	1st	Utah	15th in 1st
1986	Keith Colbert	3rd	Philadelphia	9th in 3rd
1986	Bobby Beecher	4th	Sacramento	21st in 4th
1990	Bimbo Coles	2nd	Sacramento	40th overall
1999	Eddie Lucas	2nd	Utah	58th overall
2008	Deron Washington	2nd	Detroit	59th overall

year-by-year results

1908-09

(4-2)

hW 33-26 Emory & Henry
 aW 36-10 Bluefield YMCA
 hW 63-6 Rand. Macon Acad.
 aW 22-10 Staunton M.A.
 aL 12-28 W & L
 aL 9-15 VMI
 175-95

1909-10

(11-0)

hW 68-12 Davidson
 hW 47-12 Emory & Henry
 hW 26-21 Emory & Henry
 hW 60-19 Rand. Macon Acad.
 aW 60-16 Hampden-Sydney
 aW 45-26 Lynchburg YMCA
 aW 27-15 Staunton M.A.
 aW 31-18 W & L
 aW 37-14 VMI
 hW 42-29 W & L
 hW 70-15 Hampden-Sydney
 513-197

1910-11

(11-1)

hW 87-4 Rand. Macon Acad.
 hW 43-22 Emory & Henry
 hW 27-11 Emory & Henry
 hW 65-9 Roanoke College
 hW 58-20 Tennessee
 aW 62-8 Roanoke College
 aW 29-26 Lynchburg YMCA
 aW 53-8 Hampden-Sydney
 aL 26-35 Lynchburg YMCA
 aW 27-20 W & L
 aW 35-18 VMI
 hW 42-28 W & L
 554-209

1911-12

(6-3)

hW 27-12 Emory & Henry
 aW 53-14 Beaver H.S.
 hW 94-33 Roanoke H.S.
 hW 45-15 Wake Forest
 nL 18-42 W & L
 hW 37-28 UNC
 hL 32-37 Trinity (Duke)
 aW 21-19 Wake Forest
 hL 22-23 Lynchburg YMCA
 349-223

1912-13

(5-9)

aW 22-19 Beaver H.S.
 aL 15-54 W & L
 aL 16-33 VMI
 hW 36-23 Emory & Henry
 hW 46-18 Roanoke College
 hL 15-31 W & L
 hW 36-16 Rand. Macon Acad.
 hW 48-12 Beaver H.S.
 aL 15-44 Guilford
 aL 9-29 UNC
 aL 16-23 Trinity (Duke)
 aL 24-34 Durham YMCA
 aL 12-21 Wake Forest



The 1908-09 team, the first Tech squad.

nL 16-39 Wake Forest
 326-416

1913-14

(14-5)

aW 28-14 Beaver H.S.
 hL 30-41 Roanoke College
 hW 37-20 Maryville
 aL 15-51 Navy
 aW 16-15 St. John's College
 aW 26-17 Mt. St. Joseph
 aL 28-54 Catholic U.
 aW 46-16 Episcopal H.S.
 aL 17-46 W & L
 hW 16-15 Guilford
 hW 32-11 Guilford
 hW 36-20 Elon
 hW 48-25 Emory & Henry
 hW 41-9 Rand. Macon Acad.
 hW 21-19 W & L
 hW 58-14 King College
 hW 29-24 Wake Forest
 nW 27-16 VMI
 aL 15-26 Roanoke College
 566-453

1914-15

(9-4)

hW 39-14 St. Albans
 aL 21-25 Georgetown
 aW 40-20 Richmond
 aW 31-19 NC State
 aL 28-29 Rich. Howitzers
 hW 52-5 Daleville College
 hW 43-11 Emory & Henry
 hW 29-19 Trinity (Duke)
 hL 16-17 Elon
 hW 32-19 NC State
 nW 22-21 VMI
 hW 48-16 Rand. Macon Acad.
 aL 21-39 Virginia
 422-254

1915-16

(12-3)

hW 65-18 Daleville College

hW 27-24 Cardinal A.C.
 hW 27-10 Tusculum
 aW 53-13 Beaver H.S.
 hW 62-16 Church Hill A.C.
 hW 30-14 Elon
 hW 35-13 Elon
 nW 44-27 UNC
 aL 14-30 Virginia
 aW 30-27 Georgetown
 aL 28-31 Gallaudet
 hW 23-14 W. Va. Western
 hW 30-28 Wake Forest
 hW 29-16 NC State
 hL 19-25 VMI
 516-306

1916-17

(17-2)

hW 53-9 Daleville College
 hW 38-11 Hampden-Sydney
 hW 39-10 William & Mary
 aW 29-14 Hampden-Sydney
 aW 37-16 Lynchburg YMCA
 hW 49-18 Rand. Macon Acad.
 hW 54-8 Church Hill A.C.
 hW 41-12 Emory & Henry
 hW 59-2 Va. Christian
 hW 32-13 W.Va. Wesleyan
 aW 27-18 NC State
 aL 23-31 UNC
 aW 22-20 Elon
 aL 24-26 Wake Forest
 aW 53-28 Roanoke YMCA
 hW 44-17 Tennessee
 hW 31-12 Wake Forest
 hW 30-22 UNC
 aW 37-22 VMI
 722-309

1917-18

(15-5)

hW 70-18 Daleville College
 hW 53-9 Bridgewater
 hL 19-23 Hampden-Sydney
 hL 20-49 Davidson
 aL 29-36 Hampden-Sydney
 aL 15-35 Lynchburg YMCA

hW 45-42 Emory & Henry
 hL 13-14 Elon
 hW 30-13 Elon
 hW 60-13 Eastern College
 hW 40-23 Lynchburg A.C.
 aW 23-22 Lynchburg A.C.
 aW 34-29 Roanoke College
 aW 29-10 W & L
 aW 31-26 VMI
 hW 46-16 Wake Forest
 hW 34-15 Tennessee
 hW 61-13 Va. Christian
 hW 26-23 Roanoke College
 hW 29-22 VMI
 707-451

1918-19

(18-4)

hW 48-20 Roanoke YMCA
 hW 57-11 Bridgewater
 hW 40-16 Hampden-Sydney
 hW 22-18 Roanoke College
 hW 55-16 Daleville College
 hW 71-16 Tusculum
 aW 43-29 Lynchburg A.C.
 nL 19-31 VMI
 hW 46-16 Elon
 hW 38-15 Elon
 nW 37-15 W & L
 aW 18-16 Catholic U.
 aL 22-31 Georgetown
 aL 24-28 Gallaudet
 hW 20-17 Davidson
 hW 31-18 Wake Forest
 hL 13-14 Wake Forest
 hW 28-22 UNC
 nW 32-14 UNC
 hW 37-20 VMI
 nW 35-23 W & L
 nW 30-24 VMI
 766-450

1919-20

(14-4)

hW 59-29 Daleville College
 aW 58-23 Roanoke YMCA

hW 67-8 Hampden-Sydney
 aL 25-31 VMI
 hW 26-18 Auburn
 hW 35-19 Tusculum
 hW 40-9 Tusculum
 hW 59-11 Bridgewater
 hL 19-34 West Va. Wesleyan
 hW 23-14 VMI
 aW 37-18 Lynchburg A.C.
 aW 31-26 Catholic U.
 aW 34-17 Johns Hopkins
 aL 21-26 Delaware
 aW 52-37 Church Hill A.C.
 nW 42-17 NC State
 nW 27-15 W & L
 nL 26-28 VMI
 681-380

**1920-21
 (19-5)**

hW 64-10 Daleville College
 hW 25-22 Roanoke College
 hW 51-5 Lynchburg College
 aW 33-22 Roanoke YMCA
 hW 35-7 Hampden-Sydney
 hW 34-14 Roanoke College
 hW 35-10 The Citadel
 nW 25-9 W & L
 aL 21-45 VMI
 aL 26-32 Lynchburg Elks
 hW 37-10 Emory & Henry
 aW 31-12 Church Hill A.C.
 aW 31-25 Coll. Stars B'mre.
 aW 37-24 West Virginia
 aW 29-23 Penn State
 aL 0-2 Delaware (forf.)
 aW 26-20 George Washington
 hW 31-15 Georgia Tech
 hW 21-18 Trinity (Duke)
 hW 29-19 Wake Forest
 nW 23-19 Washington & Lee
 nW 43-12 NC State
 hL 11-26 VMI
 nL 25-27 VMI
 723-428

**1921-22
 (14-6)**

hW 27-11 Marshall
 hW 32-25 Lynchburg College
 hW 33-13 Western Md.
 aL 20-30 VMI
 hW 37-10 Roanoke Elks
 hW 40-14 Milligan College
 hW 26-19 Tennessee
 aW 29-17 Lynchburg Elks
 aL 12-24 Richmond Takola
 aW 29-28 Catholic U.
 aL 33-35 George Washington
 aL 14-62 Navy
 hW 34-20 Morris-Harvey
 nL 32-38 W & L
 nW 26-25 VMI
 hW 32-20 NC State
 hW 48-21 Lenoir Rhyne
 hW 38-16 Roanoke College
 nL 22-26 Virginia
 hW 27-19 VMI
 591-473

**1922-23
 (13-6)**

hL 20-28 Washington College
 aW 27-18 King College
 hW 35-20 Elon
 hW 28-9 Hampden-Sydney
 aW 22-19 VMI
 hW 41-11 Concord St. T.
 aL 7-31 W & L
 hW 36-12 King College
 hW 34-27 Roanoke College

hW 26-25 West Va. Wesleyan
 hW 23-19 Carson Newman
 nW 42-16 VMI
 hL 33-34 Trinity (Duke)
 hL 28-29 W & L
 hW 38-16 Western Md.
 hL 20-21 VMI
 nW 22-18 Virginia
 nW 20 26-23 Vanderbilt
 nL 20 23-38 Chattanooga
 531-414

**1923-24
 (5-13)**

aL 14-41 Lynchburg College
 hL 17-21 Morris-Harvey
 aL 11-22 VMI
 hL 10-37 Wake Forest
 hL 25-33 Elon
 nL 21-33 W & L
 nL 16-32 Virginia
 hL 15-37 Carson Newman
 hW 30-29 William & Mary
 nL 15-20 VMI
 hW 24-12 King College
 aL 17-29 Washington & Lee
 aW 26-22 Transylvania
 aL 14-36 Kentucky
 aL 37-47 Centre College
 aL 14-29 Marshall
 aW 34-20 Morris-Harvey
 hW 34-20 Roanoke College
 374-521

**1924-25
 (6-9)**

hW 39-21 Concord St. T.
 hL 32-47 Wake Forest
 aL 29-30 VMI
 hW 33-28 King College
 aL 18-26 W & L
 hW 48-21 Morris-Harvey
 aL 32-43 Virginia
 hL 32-37 Carson Newman
 hW 27-18 VMI
 hW 42-19 Elon
 hL 20-27 W & L
 hL 29-40 Davidson
 aL 32-48 Furman
 aW 27-13 Clemson
 nL 13-42 UNC
 453-460

**1925-26
 (3-10)**

hL 14-16 Concord St. T.
 hL 17-19 Maryland
 hL 19-23 Roanoke College
 aL 30-43 W & L
 hL 19-34 Virginia
 hW 20-18 VMI
 aL 23-24 Lynchburg College
 aW 25-24 Richmond
 aL 24-42 Catholic U.
 aL 14-30 Maryland
 hW 41-20 W & L
 hL 20-27 Carson Newman
 aL 19-26 VMI
 285-346

**1926-27
 (6-8)**

hW 33-29 King College
 hW 40-22 Roanoke College
 hW 26-24 Elon
 aL 25-34 Virginia
 aL 30-34 Roanoke College
 aW 33-30 VMI
 aL 32-36 UNC
 aL 18-31 Duke

aL 24-29 NC State
 hW 39-15 Lynchburg College
 hL 23-39 W & L
 hW 26-20 VMI
 aL 40-46 W & L
 hL 14-27 Virginia
 403-416

**1927-28
 (5-11)**

hW 30-10 King College
 hL 20-29 Maryland
 hW 30-29 Lynchburg College
 aL 24-35 W & L
 hW 39-26 Alabama
 aL 26-35 Virginia
 hL 11-29 VMI
 nL 24-47 West Virginia
 hL 31-34 Duke
 hL 12-38 Virginia
 nW 36-17 W & L
 hW 37-14 Sewanee
 aL 22-35 VMI
 aL 26-36 Richmond
 aL 10-30 Maryland
 aL 33-57 Georgetown
 411-501

**1928-29
 (4-13)**

hL 29-36 Elon
 aL 19-42 VMI
 hW 26-25 Virginia
 aL 25-44 W & L
 aL 27-33 UNC
 aL 27-44 Duke
 aL 13-28 Davidson
 hW 39-29 Maryland
 aL 25-34 Virginia
 hW 33-23 VMI
 nL 27-49 West Virginia
 hL 19-41 Davidson
 hL 17-45 W & L
 hL 25-26 Hampden-Sydney
 hW 22-19 Carson Newman
 hL 32-35 Marshall
 hL 17-36 W & L
 422-589

**1929-30
 (5-14)**

aL 17-30 Roanoke College
 hW 43-19 Roanoke College
 hL 17-31 NC State
 hW 35-29 Emory & Henry
 aL 21-28 Virginia
 aL 27-44 Maryland
 hW 34-31 Virginia
 hL 30-31 Elon
 hW 39-35 VMI
 hL 21-30 UNC
 hL 23-27 Sewanee
 hL 20-38 Davidson
 hW 44-32 William & Mary
 hL 23-34 Maryland
 aL 21-43 VMI
 hL 20-35 W & L
 aL 23-41 UNC
 aL 18-41 NC State
 aL 20-35 W & L
 496-634

**1930-31
 (5-10)**

hW 28-21 Virginia
 aL 18-22 NC State
 aL 17-39 Wake Forest
 aW 31-28 UNC
 aL 20-22 Davidson
 hW 28-27 VMI

aW 39-21 Lynchburg College
 aL 25-35 Virginia
 aL 16-33 Maryland
 hL 24-30 UNC
 aL 30-31 VMI
 hW 38-35 Emory & Henry
 aL 24-37 W & L
 hL 27-34 Sewanee
 hL 17-37 W & L
 382-452

**1931-32
 (8-9)**

hW 27-26 Wake Forest
 aL 26-38 UNC
 aL 17-33 NC State
 hW 37-20 Roanoke College
 aL 18-28 W & L
 hL 24-35 Virginia
 aL 22-26 Virginia
 aL 16-51 Maryland
 hL 21-30 Maryville
 hL 18-22 NC State
 hL 20-31 UNC
 aW 25-18 VMI
 hW 35-18 Catholic U.
 hW 22-16 W & L
 aW 30-25 Roanoke College
 hW 25-17 Marshall
 hW 23-18 VMI
 406-452

**1932-33
 (5-10)**

hL 20-40 Maryland
 hW 34-31 W & L
 aL 26-58 UNC
 aL 18-46 NC State
 aW 38-34 VMI
 aL 21-37 Maryland
 nL 30-36 Virginia
 hL 25-45 NC State
 hW 27-22 Davidson
 hL 25-31 Duke
 aL 32-40 Emory & Henry
 hL 40-43 George Washington
 aW 37-35 W & L
 hW 27-15 VMI
 nL 25-32 UNC
 425-545

**1933-34
 (1-15)**

hL 14-31 UNC
 hL 24-29 Maryland
 aL 25-37 Catholic U.
 aL 19-40 George Washington
 aL 32-34 Maryland
 aL 21-42 UNC
 aL 30-45 NC State
 hL 14-34 Richmond
 hL 28-32 Davidson
 hW 22-19 VMI
 hL 15-45 Duke
 aL 31-47 W & L
 hL 30-48 W & L
 hL 30-46 NC State
 aL 26-43 VMI
 hL 20-27 Emory & Henry
 381-599

**1934-35
 (3-16)**

hL 25-42 Kroger Bl. Dev.
 hL 9-29 UNC
 hW 29-17 Roanoke College
 hL 17-37 Richmond
 aL 19-49 W & L
 hL 24-29 Virginia
 aL 17-29 NC State

YEAR-BY-YEAR RESULTS

aL	25-32	Duke
aL	13-29	UNC
aL	25-40	VMI
hW	30-24	William & Mary
hL	19-27	Duke
hL	22-29	W & L
hL	21-40	NC State
aL	20-40	Richmond
aL	26-42	William & Mary
aL	31-54	Virginia
aL	24-26	Roanoke College
hW	25-24	VMI
	421-639	

1935-36 (5-16)

hW	42-16	Roanoke YMCA
hL	13-27	Natl. Bus. College
hL	21-40	UNC
hL	28-36	William & Mary
hW	31-26	VMI
aL	23-24	Roanoke College
aL	18-50	W & L
aL	26-34	UNC
aL	28-44	NC State
aL	20-40	Duke
hL	44-46	NC State
hL	32-46	Clemson
hL	22-42	W & L
aW	26-15	Hampden-Sydney
aL	36-42	William & Mary
aL	26-30	Virginia
hW	35-30	Davidson
hW	27-23	Hampden-Sydney
hL	30-39	Roanoke College
aL	33-44	Natl. Bus. College
aL	36-38	VMI
	597-732	

1936-37 (6-11)

hW	36-29	William & Mary
hL	26-38	UNC
aW	28-27	Rand. Macon Acad.
aW	38-30	William & Mary
aL	22-32	Richmond
aL	30-52	W & L
aL	25-55	Catholic U.
aL	17-45	Navy
aL	22-30	VMI
hL	24-36	NC State
hL	24-38	W & L
nW	29-28	Virginia
aL	29-38	NC State
aL	25-41	UNC
nL	22-40	Virginia
hW	32-37	Richmond
hW	32-31	VMI
	461-617	

1937-38 (6-8)

hW	29-25	William & Mary
hL	32-38	UNC
hW	22-19	Richmond
aW	41-31	William & Mary
aL	22-25	Richmond
aL	34-52	W & L
aL	23-29	American U.
aL	35-42	Maryland
hW	38-43	Virginia
hW	28-35	VMI
hW	35-32	Virginia
hL	24-32	W & L
hW	52-45	Rand. Macon Acad.
aL	23-29	VMI
	438-467	

1938-39 (3-14)

hL	33-46	William & Mary
hW	32-31	Richmond
aL	35-46	Duke
aW	36-35	UNC
aL	29-66	W & L
aL	36-54	VMI
aL	16-45	Virginia
hL	31-47	Marshall
aL	26-44	Richmond
aL	30-57	William & Mary
hL	30-43	VMI
nL	40-55	Davidson
aL	35-52	NC State
hW	35-33	Rand. Macon Acad.
hL	25-39	Virginia
hL	26-31	Hampden-Sydney
hL	51-65	W & L
	546-789	

1939-40 (4-15)

nW	31-24	House of David
nL	25-46	UNC
hL	25-34	W & L
hW	33-18	Hampden-Sydney
aL	41-49	Maryland
aL	30-74	George Washington
hW	51-43	Natl. Bus. College
aL	22-42	W & L
hL	25-34	Virginia
hL	28-45	Marshall
aL	39-41	Richmond
aL	33-38	William & Mary
hL	28-35	Catawba
hL	32-41	Richmond
hW	40-32	VMI
nL	33-39	Natl. Bus. College
hL	29-49	William & Mary
aL	35-50	VMI
aL	27-42	Virginia
	607-776	

1940-41 (8-13)

aW	42-41	Langley Fld.
nL	38-39	Naval Trng. Sta.
aL	39-41	Apprentice School
hW	67-38	Naval Trng. Sta.

hL	51-54	William & Mary
nL	29-41	W & L
nL	35-49	Virginia
aL	30-37	W & L
aL	35-60	UNC
nW	57-41	Davidson
hW	54-35	NC State
hW	58-45	U. New Mexico
aL	35-36	Richmond
aL	50-52	William & Mary
aL	52-60	VMI
hL	31-33	VMI
hL	39-40	Virginia
hW	37-31	Richmond
aW	42-33	American U.
aW	48-39	Maryland
nL	37-54	George Washington
	906-899	

1941-42 (10-10)

aW	63-53	Emory & Henry
hW	50-38	Emory & Henry
aL	41-52	Naval Trng. Sta.
aW	59-44	Langley Field
aW	41-36	Apprentice School
nL	27-29	W & L
hL	29-34	William & Mary
hL	33-35	W & L
nW	42-25	Virginia
hW	55-27	Hampden-Sydney
nW	49-35	Citadel
aW	45-39	William & Mary
aL	39-44	Richmond
hW	28-26	VMI
hL	33-34	Richmond
aL	42-43	VMI
hL	36-58	Virginia
hW	57-42	Furman
aL	50-67	Duke
aL	43-54	NC State
	862-815	

1942-43 (7-7)

aW	39-38	Emory & Henry
hW	51-33	Emory & Henry
hW	49-34	William & Mary
aL	33-43	VMI
hL	35-38	UNC
hL	37-50	Bolling Field

aL	40-43	NC State
aL	70-78	Duke
aW	44-40	NC Pre-Flight
hW	42-37	W & L
nW	62-46	Virginia
hL	38-42	VMI
aL	25-55	William & Mary
aW	47-38	W & L
	612-615	

1943-44 (11-4)

aW	42-36	Emory & Henry
nL	55-63	Virginia
aL	29-60	NC Pre-Flight
aL	29-42	UNC
aW	31-26	Woodrow Wilson
aW	46-20	VMI
hW	46-24	Blackstone A.A.
hW	53-30	Woodrow Wilson
hW	39-17	VMI
hW	46-22	William & Mary
hW	44-24	Emory & Henry
aW	43-40	Apprentice School
aW	58-29	William & Mary
nW	38-34	Davidson
nL	24-39	UNC
	623-506	

1944-45 (6-8)

hW	57-34	Bridgewater
hL	34-39	Emory & Henry
hW	47-41	Concord State
hL	30-55	UNC
hL	34-44	Virginia
aL	28-60	UNC
hW	42-23	VMI
aL	40-55	Hampden-Sydney
aL	30-41	William & Mary
aL	27-37	Emory & Henry
hW	41-35	Hampden-Sydney
nL	41-48	Milligan
hW	57-55	Milligan
aW	57-34	VMI
	565-601	

1945-46 (11-8)

hW	60-19	Lynchburg College
hL	40-48	UNC
hL	52-62	Old Dominion
aL	29-57	Virginia
hW	58-28	VMI
aW	43-26	Woodrow Wilson
aW	40-33	Richmond
hW	48-24	VMI
hW	31-25	Richmond
aL	27-40	McGuire Gen.
hW	69-31	Roanoke College
aL	46-64	Old Dominion
aL	42-63	UNC
hW	51-45	William & Mary
hW	69-23	W & L
hL	48-57	George Washington
aW	59-45	Roanoke College
nW 2	39-33	George Washington
nL 2	38-44	Duke
	889-767	

1946-47 (13-13)

aW	52-41	Bristol YMCA
aL	53-42	Catholic U.
aL	45-48	American
aW	55-39	Quantico
hW	42-35	House of David



War Memorial Gymnasium was home to Tech basketball for many years.

hW 67-25 Lynchburg College
hW 46-41 Roanoke College
hW 51-22 Emory & Henry
aW 53-52 VMI
hL 49-57 Maryland
hL 46-53 W & L
aW 51-40 Roanoke College
hL 52-58 Virginia
hW 60-50 Hampden-Sydney
aL 45-59 Richmond
aL 41-50 William & Mary
aL 40-52 Duke
aL 51-57 UNC
aL 60-75 Hanes Hosierey
hW 54-40 Richmond
hW 56-52 William & Mary
hW 47-41 VMI
aL 42-55 Maryland
aL 49-66 George Washington
aL 57-71 Hampden-Sydney
aL 54-74 W & L
1318-1285

**1947-48
(14-9)**

nW 1 58-46 Old Dominion
aL 51-66 Georgetown
aL 53-57 Quantico
aW 48-42 Bristol YMCA
hL 31-39 UNC
hW 59-41 William & Mary
aW 54-49 Virginia
hW 44-43 Roanoke College
aL 45-52 Duke
aL 36-68 UNC
hL 58-60 George Washington
hW 71-49 Hampden-Sydney
aW 50-39 VMI
aW 51-46 Richmond
aL 42-46 William & Mary
aL 35-42 Roanoke College
hW 75-49 W & L
hW 55-48 Richmond
hW 57-43 Virginia
aW 57-55 Hampden-Sydney
aW 55-47 W & L
hW 59-51 VMI
nL 2 40-61 UNC
1184-1139

**1948-49
(10-13)**

aL 44-55 Roanoke Rebels
aL 49-65 Quantico
aL 37-54 George Washington
aL 51-60 Maryland
aL 48-56 Roanoke Rebels
hL 48-56 UNC
hW 56-46 Duke
hW 54-52 William & Mary
aL 58-66 W & L
aL 52-65 Duke
aL 59-78 UNC
hL 48-51 Richmond
hW 52-50 Virginia
aW 48-38 Roanoke College
aL 47-62 William & Mary
aW 52-47 Richmond
hW 66-53 VMI
aW 66-64 Virginia
hW 68-54 W & L
hW 64-55 Roanoke College
aL 58-64 Hampden-Sydney
aW 59-48 VMI
hL 66-68 Hampden-Sydney
1205-1307

**1949-50
(16-9)**

aW 70-57 Kane's Rebels
aL 58-72 Loyola College



Harry Bushkar was the Virginia Player of the Year in 1946.

aL 52-84 St. John's
aL 53-73 Long Island U.
hW 63-57 Maryland
hW 62-48 UNC
nL 27 56-60 Davidson
hW 78-48 Roanoke College
hW 71-59 George Washington
aW 58-39 Roanoke College
aW 64-50 Virginia
aL 69-73 W & L
aW 73-41 VMI
aL 53-66 UNC
aL 56-81 NC State
hW 61-51 Richmond
hW 75-53 Hampden-Sydney
hW 80-71 W & L
aW 74-39 Richmond
aL 50-64 William & Mary
hW 78-64 Virginia
hW 60-47 William & Mary
hW 78-58 VMI
aW 84-83 Hampden-Sydney
nL 10 42-67 NC State
1618-1505

**1950-51
(19-10)**

aW 83-63 Kane's Rebels
nL 11 50-57 Eastern Kentucky
hW 79-53 Little Creek Navy
hW 89-64 Norfolk Navy
aL 49-63 Duquesne
aL 65-73 St. Francis
aL 67-78 West Virginia
aW 71-61 Roanoke College
aW 79-74 Fort Meyer
aL 64-67 Quantico
aW 91-75 Hampden-Sydney
aW 60-59 Virginia
hW 94-81 Roanoke College
nW 1 68-64 South Carolina
aW 66-57 Maryland
aW 86-71 George Washington
hW 58-57 W & L
aL 66-114 NC State
aL 58-61 W & L
hW 79-72 West Virginia
aL 67-73 William & Mary
aW 86-76 Richmond
hW 85-60 VMI
hW 93-62 Virginia
hW 83-61 Richmond
hW 94-83 Hampden-Sydney
hW 82-77 William & Mary
aL 76-79 VMI
nL 2 61-64 Duke
2249-1995

**1951-52
(4-16)**

aL 43-95 Eastern Kentucky
aL 53-78 West Virginia
aL 64-78 Roanoke Rebels
aL 74-77 Roanoke College
aL 71-76 W & L
hL 74-88 George Washington
aL 70-84 Hampden-Sydney
aL 58-67 Davidson
aL 60-71 South Carolina
hW 90-62 Virginia
aL 70-83 Richmond
aL 79-85 William & Mary
hW 60-54 Richmond
nW 12 87-85 W & L
aW 73-54 VMI
hL 82-99 West Virginia
hL 76-86 William & Mary
aL 59-74 Virginia
hL 53-56 VMI
hL 82-83 Hampden-Sydney
1378-1535

**1952-53
(4-19)**

aL 75-84 High Point
aL 61-73 Elon
aL 57-113 Marshall
aL 42-83 Eastern Kentucky
nL 12 66-69 South Carolina
hL 55-92 West Virginia
aL 46-65 Maryland
aL 59-105 George Washington
hW 85-68 W & L
aL 95-108 Virginia
aL 62-86 West Virginia
aL 74-91 William & Mary
aL 54-86 Richmond
aL 74-76 W & L
hL 56-70 Maryland
hL 72-75 Furman
hW 83-67 VMI
hL 71-77 Richmond
hL 65-81 George Washington
hL 85-87 Virginia
aL 64-90 VMI
hW 75-74 William & Mary
hW 71-62 Davidson
1547-1883



Chuck Noe coached the Hokies for seven seasons starting in 1955.

**1953-54
(3-24)**

aL 55-82 Wake Forest
aW 68-61 Davidson
aL 75-103 Furman
aL 55-93 George Washington
aL 52-60 Maryland
nL 4 54-63 Richmond
nL 4 81-97 Virginia
aL 62-91 NC State
aL 45-82 Duke
hL 40-73 George Washington
hL 73-95 Virginia
hL 69-87 Davidson
aL 75-99 Richmond
aL 66-82 William & Mary
aL 68-111 West Virginia
hL 41-54 Maryland
hL 52-66 William & Mary
hW 65-62 W & L
aL 78-82 VMI
nL12 53-107 Duke
hL 61-83 Richmond
nL 51-96 NC State
nL13 67-101 West Virginia
aL 69-78 Virginia
hW 85-70 Citadel
aL 62-72 W & L
hL 63-64 VMI
1685-2214

**1954-55
(7-20)**

aL 71-78 Elon College
aW 91-69 Citadel
aW 98-87 Col. Charleston
aW 71-70 Davidson
aL 68-76 Lenoir-Rhyne
nW 4 88-77 Rutgers
nL 4 57-84 Richmond
nL 4 67-82 William & Mary
aL 82-98 West Virginia
aL 61-63 Richmond
aL 63-88 W & L
hL 68-70 Davidson
hL 69-75 William & Mary
aL 60-95 George Washington
hL 61-64 West Virginia
aL 87-125 Furman
aL 73-90 South Carolina
hL 58-60 Furman
hL 65-70 Richmond
aL 73-105 William & Mary
hL 67-82 W & L
hL 57-82 George Washington
aL 74-76 VMI
hL 59-107 Virginia
hW 88-53 Citadel
hW 78-70 VMI
aW 78-72 Virginia
1932-2168

**1955-56
(14-11)**

hW 105-53 Guilford
aL 68-85 Furman
aW 97-64 Citadel
aL 76-78 Davidson
aW 108-75 Guilford
nL 4 60-64 Seton Hall
nL 4 85-103 Virginia
nW 4 80-59 Rhode Island
aL 66-71 Virginia
hW 89-73 Davidson
hW 63-61 George Washington
aL 57-66 William & Mary
aW 60-49 W & L
aL 70-92 George Washington
hL 60-66 Richmond

YEAR-BY-YEAR RESULTS

hW 76-64 Virginia
 aW 64-56 VMI
 aL 62-84 West Virginia
 hW 68-64 W & L
 hW 73-71 Furman
 aW 73-71 Richmond
 hL 74-79 William & Mary
 hW 103-47 Citadel
 hW 95-56 VMI
 nL 4 70-84 Furman
 1906-1729

1956-57 (14-8)

hW 79-71 Richmond
 aL 88-91 Furman
 aW 72-68 Citadel (OT)
 nL 21 55-56 Kentucky
 nL 21 47-62 Alabama
 hL 81-85 Furman
 hW 83-72 Citadel
 aL 70-72 William & Mary
 aW 49-47 Richmond

hW 86-60 Davidson
 nL 13 54-59 West Virginia
 hW 70-56 Virginia
 aW 83-67 George Washington
 hW 66-56 W & L
 hW 94-83 William & Mary
 aW 54-46 W & L
 hW 80-42 VMI
 hW 82-63 George Washington
 aW 82-70 VMI
 aL 55-71 Davidson
 nW 4 64-56 William & Mary
 nL 4 54-68 W & L
 1548-1421

1957-58 (11-8)

hL 62-72 Richmond
 aL 54-55 Citadel (OT)
 aL 58-65 Tulane
 aW 70-59 Georgia Tech
 aL 73-74 Richmond
 aL 66-80 Virginia

aW 86-63 VMI
 hW 96-60 W & L
 aW 87-75 William & Mary
 aW 64-51 Davidson
 hW 102-76 Furman
 hL 54-70 George Washington
 aW 78-64 W & L
 hW 90-58 Davidson
 hW 75-44 Citadel
 aL 72-76 George Washington
 hW 72-68 William & Mary
 hW 99-82 VMI
 nL 4 61-79 William & Mary
 1419-1271

1958-59 (16-5)

hW 85-73 Virginia
 aL 70-78 Marshall
 aW 95-80 Furman
 nW 16 93-52 Spring Hill
 nW 16 67-64 Centenary
 nL 16 66-71 La. Tech (OT)
 aW 69-60 Richmond
 hW 86-81 George Washington
 hW 105-24 W & L
 nW 6 93-80 Marshall
 hW 91-70 Davidson
 aL 58-59 William & Mary
 aL 78-81 VMI
 hW 74-68 William & Mary
 hW 76-69 Citadel
 aW 94-63 Davidson
 hW 104-66 Richmond
 aW 91-84 George Washington
 aW 78-51 W & L
 hW 118-60 VMI
 nL 4 67-85 George Washington
 1758-1419

1959-60 (20-6)

hW 75-62 George Washington
 aW 80-72 Virginia
 nL 15 80-85 Marshall
 nW 15 78-74 Tennessee Tech
 aW 74-56 E. Tennessee St.
 aL 57-62 Tulane
 nW 21 82-61 Mississippi State
 aW 73-65 Richmond
 nW 6 79-72 Marshall
 hW 96-51 Davidson
 aW 92-91 William & Mary (OT)
 aW 95-93 VMI (OT)
 aW 89-78 Navy
 hW 107-77 Furman
 aL 59-77 Dayton
 aL 46-48 Toledo (OT)
 aL 90-105 George Washington
 aW 84-75 Davidson
 hW 82-66 William & Mary
 aW 86-74 Citadel
 hW 85-53 Richmond
 hW 100-71 VMI
 aW 100-87 Furman
 aW 78-58 Richmond
 nW 4 88-52 George Washington
 nL 4 72-82 West Virginia
 2127-1817

1960-61 (15-7)

hW 76-54 Richmond
 hW 105-59 Davidson
 nL 14 73-76 Auburn
 nL 14 81-54 Baylor
 nW 19 106-75 South Carolina
 aW 73-63 Citadel

aL 56-74 Alabama
 hW 77-72 Furman
 hW 78-63 VMI
 aL 60-74 William & Mary
 aL 72-83 West Virginia
 aL 84-100 Wake Forest
 hW 116-93 Citadel
 aL 79-81 Richmond
 aW 86-85 VMI
 aW 99-77 George Washington
 hW 85-67 William & Mary
 aW 79-72 Davidson
 hW 105-70 Virginia
 hW 98-92 George Washington
 aW 103-81 Furman
 nL 4 83-84 George Washington
 1874-1649

1961-62 (19-6)


aL 74-80 George Washington
 aL 70-73 NYU
 nW 14 70-65 Alabama
 nL 14 63-77 Auburn
 nW 22 79-78 Vanderbilt
 nW 22 78-69 Florida
 hW 91-67 Alabama
 aW 97-75 VMI
 aL 81-85 West Virginia
 aW 63-49 William & Mary
 hW 67-54 Richmond
 aW 92-59 Virginia
 hW 83-73 Tennessee
 aL 83-89 Furman
 hW 85-82 West Virginia
 hW 111-86 East Carolina
 hW 74-72 Furman
 hW 87-81 Wake Forest
 hW 104-65 William & Mary
 hW 85-71 VMI
 aW 76-69 Richmond
 hW 91-75 George Washington
 nW 4 101-83 Citadel
 nW 4 70-66 VMI
 nL 4 72-88 West Virginia
 2047-1831

1962-63 (12-12)

aW 80-77 Kentucky
 hW 76-88 Richmond
 hW 77-71 William & Mary (OT)
 hW 82-65 Mississippi State
 aL 72-80 Vanderbilt (OT)
 nL 22 72-73 Georgia Tech (OT)
 nL 22 67-69 Rice
 hW 71-63 Virginia
 hW 74-70 VMI
 aL 63-78 William & Mary
 aL 63-76 Wake Forest
 hL 61-66 Furman
 aL 83-86 West Virginia
 aW 75-73 Virginia
 hW 79-75 George Washington
 aW 77-66 VMI
 hL 76-79 West Virginia
 aW 90-72 Richmond
 hL 61-64 Wake Forest
 aL 73-82 George Washington
 aL 64-70 Furman
 hW 81-73 East Carolina
 nW 4 74-72 William & Mary
 nL 4 67-75 Davidson
 1758-1743

1963-64 (16-7)

hW 77-53 Richmond
 aW 93-77 Mississippi State
 hW 81-75 Georgia
 hW 72-64 LSU



Chris Smith, who was a great rebounder from 1958-61, is a charter member of the Virginia Tech Sports Hall of Fame.



Charlie Lipscomb led the Hokies in field goal percentage in the 1970-71 season.

hL	60-81	Tennessee
hW	83-76	George Washington
hW	62-60	Virginia
aL	89-96	George Washington
hW	75-65	Furman
hW	77-72	Wake Forest
aW	73-66	William & Mary
aW	90-88	UNC (2OT)
hW	72-68	East Carolina
aW	78-62	Virginia
aL	87-96	Georgia
hL	73-81	West Virginia
aW	103-85	Richmond
hW	90-86	William & Mary (OT)
aL	82-85	Wake Forest
hW	79-54	Navy
aW	78-75	Furman
aL	77-79	West Virginia
nL 4	62-64	George Washington
	1813-1708	

**1964-65
(13-10)**

nL 42	63-98	Duke
nL 42	69-74	Pittsburgh
nL 42	84-99	Duquesne
hW	69-64	Vanderbilt
aL	74-75	Wake Forest
hL	53-72	Alabama
hW	104-75	Mississippi State
hL	90-94	Citadel (OT)
hW	73-56	Virginia
hL	85-86	Wake Forest
aW	89-75	William & Mary
hW	68-58	Richmond

hW	89-63	East Carolina
hW	104-81	Furman
hW	82-74	West Virginia
aW	94-74	Richmond
aW	102-82	Furman
hW	92-74	George Washington
aL	83-84	George Washington
hW	76-57	William & Mary
aL	72-127	West Virginia
nW 18	103-63	Richmond
nL18	59-70	William & Mary
	1878-1775	

**1965-66
(19-5)**

nL17	79-112	Duke
aW	94-88	Purdue (OT)
hW	79-59	Mississippi State
hW	95-63	William & Mary
hW	91-88	Massachusetts
hW	72-62	Clemson
nW 25	101-74	Texas A&M
nW 25	91-90	Wichita
nL 25	90-99	Oklahoma City
aW	76-69	William & Mary
hW	88-73	Richmond
hW	100-74	Pittsburgh
aW	82-75	George Washington
hW	83-64	East Carolina
aW	90-87	Clemson
hW	91-77	Toledo
aL	81-82	Richmond
aL	65-79	Virginia
hW	110-85	Wake Forest
aW	81-75	UNC

aW	67-61	Citadel
hW	82-61	George Washington
aW	90-83	Wake Forest
nL 24	73-88	Temple
	2051-1896	

**1966-67
(20-7)**

nW 18	85-71	Duke
hW	79-63	Purdue
aL	75-78	Wake Forest (OT)
hW	99-77	Eastern Kentucky
hW	76-61	Richmond
nW 22	67-65	Penn State
nL 22	73-92	Florida
aW	96-69	William & Mary
hW	82-70	Wake Forest
nW 18	74-68	Davidson
hW	91-62	East Carolina
hL	68-70	Clemson
aW	77-60	Pittsburgh
hW	100-65	Loyola (Md.)
hW	84-79	William & Mary (OT)
hW	78-70	George Washington
aW	89-71	Richmond
hW	87-47	Ohio University
aW	78-66	George Washington
aL	33-43	East Carolina
hW	87-80	Richmond
aL	78-110	UNC
hW	76-60	Virginia
aL	71-90	Toledo
nW 23	82-76	Toledo
nW 23	79-70	Indiana
nL 23	66-71	Dayton (OT)
	2130-1904	

**1967-68
(14-11)**

nL 22	66-74	Duke
aL	76-89	UNC
aL	70-92	Alabama
hW	71-67	Wake Forest
nL 26	77-90	Yale
hW	75-59	NYU
nW 25	103-76	Idaho State
nL 25	64-97	Brigham Young
nL 25	61-76	Auburn
aW	74-65	Ohio U.
aW	84-82	Virginia
hW	90-70	William & Mary
aW	80-71	Richmond
hW	92-54	Loyola
aL	61-78	Villanova
aW	101-78	Clemson
hW	84-74	Eastern Kentucky
aL	76-81	Davidson
hW	76-65	Toledo
hL	70-80	UNC
hW	91-71	Richmond
aW	78-72	William & Mary (OT)
hW	77-71	Bowling Green
aL	79-120	Houston
aL	78-88	Tulane
	1954-1940	

**1968-69
(14-12)**

nL 17	76-87	Duke
nL 28	70-81	West Virginia
hW	77-74	Florida State
nW 19	83-72	William & Mary
nW 19	85-74	Virginia
nW 47	79-58	Delaware
nL 47	63-66	Baylor
aW	88-87	East Carolina (OT)
aW	75-60	William & Mary
hW	77-67	Richmond
aL	77-99	UNC
hW	77-46	William & Mary
hL	57-70	Villanova

hW	84-74	Appalachian State
aL	65-73	Eastern Kentucky
hW	86-75	Clemson
aL	76-105	Toledo
aL	77-83	Bowling Green
hW	67-54	UT Arlington
aL	71-79	Wake Forest
hW	68-64	Virginia
aL	77-78	Richmond
aL	71-79	Davidson
hW	79-76	Tulane
aL	77-82	West Virginia
hW	74-68	Houston
	1956-1930	

**1969-70
(10-12)**

nL 17	63-66	Duke (2OT)
hW	76-65	William & Mary
hL	63-78	NC State
nL 29	79-84	William & Mary
nL 22	45-48	Florida
nL 22	55-57	Army
hW	69-59	Richmond
hW	57-53	Bucknell
aL	71-81	Virginia
aW	92-72	William & Mary
aW	66-59	Richmond
hW	91-74	Eastern Kentucky
aL	79-87	Clemson
aL	54-86	South Carolina
aL	73-83	Florida State
nW 28	76-75	West Virginia
hL	66-73	Davidson (OT)
hW	102-69	Loyola (Baltimore)
hW	94-78	Wake Forest
hL	79-83	Appalachian State
aL	70-98	UNC
hW	80-78	West Virginia
	1680-1678	

**1970-71
(14-11)**

nW 29	88-78	William & Mary
nL 29	59-68	Virginia
hW	89-66	Appalachian State
aL	87-94	NC State (OT)
aL	75-104	Duke
hL	76-78	South Carolina
nL 30	74-83	E. Tennessee St.
nW 30	77-57	Richmond
aL	81-92	Wake Forest
hW	93-74	Virginia
hW	87-77	George Washington
aL	73-74	Richmond (2OT)
aL	79-86	Eastern Kentucky
hW	76-66	Clemson
hW	89-58	Richmond
aW	74-62	William & Mary
hW	91-63	William & Mary
aW	102-85	Tulane
aW	82-75	Tampa
nL 28	82-93	West Virginia
aL	53-56	Clemson
hW	86-80	Ohio University
hW	73-52	Kent State
hW	106-85	Georgia Southern
aL	95-104	West Virginia
	2047-1910	

**1971-72
(16-10)**

hW	83-58	Richmond
aL	60-93	UNC
hW	92-80	Appalachian State
aL	76-77	South Carolina
nW 1	82-54	Richmond
nL 1	56-57	VMI
nW 18	77-73	Rutgers
aL	73-83	Davidson
nL	73-83	Duke

YEAR-BY-YEAR RESULTS

aW 67-66 American
 nL 30 62-66 Texas A&M (OT)
 hW 70-60 Wake Forest
 hW 81-79 Georgia Southern
 aL 79-88 Ohio U.
 aL 73-85 Clemson
 aW 105-101 West Virginia (3OT)
 hW 87-65 William & Mary
 hW 48-44 Clemson
 aW 82-65 Richmond
 aL 85-107 Virginia
 aW 90-69 William & Mary
 hW 76-55 Tulane
 hW 72-70 Loyola (Md.)
 aW 70-63 Kent State
 hL 82-83 West Virginia
 hW 103-75 Eastern Kentucky
 2004-1899

1972-73 (22-5)

hW 99-58 Appalachian State
 nL 82-96 UNC
 aW 98-77 William & Mary
 hW 78-67 E. Tennessee St.
 aW 67-62 Ohio State
 hW 71-61 Richmond
 aW 3 81-80 Old Dominion
 nW 3 77-71 Stanford
 aW 96-93 St. Bonaventure
 hW 81-68 South Carolina
 hW 100-90 Ga. Southern
 aL 75-92 Florida
 hW 127-92 William & Mary
 hW 91-82 Florida State
 aW 71-67 Wake Forest
 aL 72-81 Eastern Kentucky
 hW 102-89 Northern Illinois
 aW 86-88 West Virginia
 aL 93-94 Richmond (2OT)
 hW 117-89 George Washington
 aL 74-89 Toledo
 hW 87-83 Virginia
 hW 76-53 West Virginia
 nW 24 65-63 New Mexico
 nW 24 77-76 Fairfield
 nW 24 74-73 Alabama
 nW 24 92-91 Notre Dame (OT)
 2309-2195

1973-74 (13-13)

hW 62-51 VMI
 aL 74-76 Auburn
 aL 64-75 Alabama
 hW 68-67 Ohio State
 nL 18 78-83 UNC
 hW 85-74 Florida
 nL25 66-85 Houston
 nL25 74-79 Weber State
 nW25 102-66 Southwestern
 hW 92-65 Eastern Kentucky
 hW 77-75 St. Bonaventure
 aL 80-85 Florida State
 hW 82-80 West Virginia
 hL 68-70 Oral Roberts
 hW 72-68 Richmond
 aW 75-74 Northern Illinois
 hW 80-61 William & Mary
 hL 58-64 Wake Forest
 hW 80-69 Toledo
 aW 72-54 William & Mary
 aL 86-90 Richmond
 aL 83-94 West Virginia
 aL 71-82 South Carolina
 hW 75-65 Mercer
 aL 70-84 Virginia
 aL 81-88 George Washington (2OT)
 2064-2005

1974-75 (16-10)


aW 96-64 VMI
 aW 86-85 Florida
 aL 72-75 Vanderbilt
 nW 32 73-66 Austin Peay
 hW 83-82 Auburn
 aW 72-71 Ohio State
 aL 63-84 Michigan
 nW 33 88-77 Washington
 hL 73-77 Alabama
 hW 107-87 Vermont
 aL 69-88 St. Bonaventure
 hL 77-81 South Carolina
 hW 74-73 Virginia
 aW 87-86 West Virginia (OT)
 hW 60-48 Fairleigh Dickinson
 aW 83-69 Richmond
 aL 69-76 William & Mary
 aL 72-90 Wake Forest
 aW 90-81 Eastern Kentucky
 hW 87-74 DePaul
 hW 106-79 Richmond
 hW 101-75 William & Mary
 hL 75-87 UNC
 aL 81-85 Oklahoma City
 aL 68-93 Oral Roberts
 hW 78-68 West Virginia
 2090-2021

1975-76 (21-7)

hW 94-67 Sewanee
 hW 89-44 Akron
 aL 75-88 UNC
 hW 90-60 Florida
 hW 112-71 Morehead State
 nW 34 87-60 Oregon
 aL 74-101 Indiana
 hW 99-85 Vanderbilt
 nW 1 115-74 St. Bonaventure
 hW 112-67 Birmingham So.
 aW 72-71 Memphis State
 hW 114-80 West Virginia
 nW 4 91-69 Virginia
 hW 86-58 Jacksonville
 nL 17 72-79 Duke
 hW 108-82 Marshall
 aW 81-78 West Virginia
 hW 105-79 William & Mary
 hW 87-66 Oklahoma City
 hW 86-66 Ohio University
 hW 80-73 George Washington
 aW 50-48 William & Mary
 aL 61-68 Marquette
 aL 65-73 DePaul
 hW 102-95 Wake Forest
 aL 75-79 Virginia (2OT)
 aW 92-81 Syracuse
 nL 23 67-77 Western Mich. (OT)
 2441-2039

1976-77 (19-10)

hW 92-62 Marietta
 hW 98-70 Charleston Baptist
 aL 73-74 West Virginia
 hW 84-77 Ohio State
 nL 1 77-81 UNC
 aW 76-75 Dayton
 nL 35 78-108 Alabama
 hW 92-55 Northern Illinois
 nW 4 59-58 Richmond
 nW 4 65-60 Virginia
 hW 96-71 Texas Wesleyan
 aL 82-94 St. Bonaventure
 nL 36 50-55 Virginia



Duke Thorpe led the Hokies in scoring and rebounding in the 1976-77 season.

aW 74-68 Jacksonville
 hL 70-77 Oral Roberts
 hW 88-56 Fairleigh Dickinson
 aW 84-81 Marshall
 hW 99-79 Wis.-Milwaukee
 hL 78-86 West Virginia
 aW 75-73 George Washington (OT)
 hW 70-69 Memphis State
 hW 89-74 Army
 hW 122-70 Birmingham So.
 aL 77-83 Ohio U.
 aW 98-97 Wake Forest (OT)
 nW 1 71-62 Virginia
 hL 70-75 Marquette
 hW 24 83-79 Georgetown
 nL 24 72-79 Alabama
 2342-2146

1977-78 (19-8)

hW 104-73 Ohio Northern
 hW 111-71 Ohio Wesleyan
 nW 4 86-76 Richmond
 aW 84-75 Penn State
 hW 88-66 New Hampshire
 aW 76-75 Vanderbilt
 hW 95-52 Brown
 hW 81-79 George Washington
 nL 1 79-86 Duke
 hW 94-89 St. Bonaventure
 hW 99-88 West Virginia
 hW 85-70 Canisius
 nL 1 62-66 Virginia
 aW 70-68 Oral Roberts
 aW 100-80 Samford

hW 77-69 Upsala
 aL 70-71 South Carolina
 hW 87-71 Syracuse
 hW 109-75 Ark.-Little Rock
 nL 18 68-83 NC State
 nL 18 88-101 UNC
 nW 4 71-63 VCU
 nL 4 68-76 Virginia
 hW 105-83 Ohio University
 hL 74-88 Wake Forest
 aL 88-89 West Virginia
 hW 95-77 East Carolina
 2314-2060

1978-79 (22-9)

hW 119-66 Buffalo St.
 hW 101-68 Samford
 nW 1 79-66 VMI
 hW 84-59 William & Mary
 aW 91-88 Old Dominion
 nW 1 90-71 St. Louis
 nW 1 81-69 Delaware
 hW 77-60 James Madison
 aW 62-60 New Orleans
 hL 68-72 Cincinnati
 aL 76-95 St. Bonaventure
 aL 82-83 West Virginia
 hW 83-68 Penn State
 nL 4 78-93 Virginia
 hW 100-80 Richmond
 aL 72-82 Louisville
 hW 113-51 CCNY
 nL 18 88-97 NC State
 nL 18 80-92 UNC (OT)

hW 91-85 Old Dominion
 nL 1 72-78 Virginia
 aW 55-49 William & Mary
 hW 104-84 Ga. Southern
 aW 76-75 Cincinnati
 hW 73-61 West Virginia
 aW 93-91 Richmond
 nW 37 80-74 Cincinnati
 nW 37 72-68 Louisville
 nW 37 68-60 Florida State
 nW 23 70-53 Jacksonville
 nL 23 69-86 Indiana State
 2547-2284

**1979-80
 (21-8)**

hW 87-62 Campbell
 hW 101-88 Liberty Baptist
 hW 82-72 E. Tennessee St.
 nW 1 93-84 Miami (Ohio)
 nW 1 67-62 Georgia Tech
 nW 21 71-58 Tulane
 nL 21 66-70 Mississippi
 aW 66-61 St. Louis
 hL 69-70 Memphis St. (OT)
 hW 73-71 West Virginia (OT)
 hW 89-61 New Orleans
 nL 4 58-65 Virginia
 aW 61-59 Cincinnati
 aW 79-77 Florida State
 hW 97-57 Cincinnati
 aW 78-62 Ohio University
 aW 68-64 West Virginia
 nW 1 69-68 Tulane
 hW 82-70 St. Bonaventure
 aW 88-81 George Washington
 hL 54-56 Louisville (OT)
 hW 66-40 James Madison
 aL 63-65 Memphis State (OT)
 hL 72-77 Louisville
 hW 78-76 Florida State
 hW 99-73 St. Louis
 nL 38 51-65 Cincinnati
 aW 23 89-85 W. Kentucky (OT)
 nL 23 59-68 Indiana
 2175-1967

**1980-81
 (15-13)**

hW 85-57 Johns Hopkins
 hW 81-78 Richmond
 aL 61-68 Mississippi St.

aW 72-68 E. Tennessee St.
 nW 28 70-64 West Virginia
 hW 72-70 Pittsburgh
 hL 52-55 Texas A&M
 aL 51-57 VCU
 nW 4 83-79 Richmond
 nL 1 51-64 Virginia
 hL 43-51 William & Mary
 hW 80-70 Florida State (OT)
 aL 77-82 Cincinnati
 aL 46-48 William & Mary (3OT)
 aL 60-70 Memphis State
 aW 75-69 St. Louis
 hW 91-67 Liberty Baptist
 aL 70-92 Louisville
 hW 92-67 George Washington
 hL 66-71 Louisville
 hW 84-69 St. Louis
 aL 76-80 Florida State
 aL 74-76 Tulane
 hW 71-70 Memphis State
 hW 96-75 Tulane
 hW 115-92 Cincinnati
 nW 38 72-66 Memphis State
 aL 68-81 Louisville
 2034-1956

**1981-82
 (20-11)**

hW 116-64 Johns Hopkins
 aW 93-72 George Washington
 hW 76-60 William & Mary
 aW 70-68 Richmond
 hW 100-72 Old Dominion
 hW 94-79 East Tennessee St.
 hW 75-53 Mississippi St.
 nW 22 75-70 Boston College
 aW 102-83 Jacksonville
 nL 1 67-75 West Virginia
 hW 75-74 Louisville (OT)
 hW 65-64 Tulane
 hL 65-69 Florida State
 hL 73-78 Memphis State
 aW 78-76 Louisville
 aW 83-75 St. Louis
 aL 78-83 Memphis State
 hW 76-64 Cincinnati
 hW 101-76 VMI
 nL 1 66-80 Virginia
 aL 51-66 William & Mary
 aL 51-52 Marquette
 aL 81-87 Cincinnati
 hW 112-76 St. Louis

aW 77-76 Florida State
 aL 58-63 Tulane
 nW37 106-92 Cincinnati
 aL 70-71 Memphis State
 hW 69-58 Fordham
 aW 61-59 Mississippi
 aL 73-90 Georgia
 2437-2225

**1982-83
 (23-11)**

hW 85-60 Augusta
 hW 105-50 Univ. of Charleston
 hW 88-62 Md. Eastern Shore
 aW 71-53 Liberty Baptist
 hW 86-66 Richmond
 hW 122-73 South Carolina St.
 hW 92-56 Appalachian St.
 nL 39 86-88 Oklahoma (OT)
 nW 39 53-49 Texas Tech
 nW 39 70-57 Providence
 hW 84-72 East Carolina
 hW 79-45 Fredonia State
 hW 74-69 Southern Miss.
 hW 69-56 Memphis State
 hW 70-69 Florida State
 nL 4 64-74 Virginia
 aL 45-64 Tulane
 aW 77-64 Southern Miss.
 hW 72-68 Marquette
 aL 64-73 Memphis State
 aL 86-90 West Virginia (3OT)
 aL 62-65 Western Kentucky
 hW 88-76 No. Carolina A&T
 hW 84-81 Cincinnati
 aL 73-76 Old Dominion
 aL 78-82 Florida State
 aW 72-54 VMI
 hW 62-59 Tulane
 hL 64-73 Louisville
 aW 73-72 Cincinnati
 nW 40 79-68 Southern Miss.
 nL 40 73-79 Tulane
 hW 85-79 William & Mary
 aL 68-75 South Carolina
 2603-2297

**1983-84
 (22-13)**

hW 99-71 Md. Eastern Shore
 hW 93-53 Towson State
 nL 17 80-88 Wake Forest (OT)
 nW 17 89-65 NC State
 hW 77-60 George Washington
 aL 79-83 Louisville (OT)
 aW 56-52 Tulane
 hW 89-55 Southern Miss.
 hW 69-51 Cincinnati
 aL 62-63 Memphis State
 hL 61-63 Tulane
 aW 65-56 Southern Miss.
 hW 76-74 Louisville
 nW 4 56-54 Virginia
 aL 67-69 South Carolina
 hL 67-68 West Virginia
 hW 89-69 Memphis State
 aL 57-58 Florida State
 aL 53-55 Richmond
 hL 79-93 Florida State
 nW 37 49-47 Tulane
 nW 37 69-61 Louisville
 aL 65-78 Memphis State
 hW 77-74 Georgia Tech
 nW 17 68-66 South Alabama
 hW 72-68 Tennessee
 nL 24 75-78 Michigan
 nW 24 71-70 SW Louisiana
 2594-2292

**1984-85
 (20-9)**


hW 102-76 Old Dominion
 hW 98-87 Univ. of Charleston
 hW 91-46 Md. Eastern Shore
 hW 108-65 South Carolina St.
 nW 41 80-53 Iowa State
 aL 41 75-86 Tennessee
 hW 107-74 Rider
 aW 65-63 West Virginia
 nW 4 47-37 James Madison
 aL 65-69 VCU
 nL 9 59-67 Virginia
 hW 92-67 No. Carolina A&T
 hW 109-68 South Carolina
 hW 85-71 Florida State
 aW 72-68 Southern Miss.
 aW 66-58 Tulane (OT)
 hL 79-89 Memphis State
 aW 81-61 Louisville
 aL 82-91 Memphis State
 hW 96-80 Southern Miss.
 hW 82-69 Cincinnati
 hL 65-70 Louisville
 hW 66-65 Tulane
 hW 98-66 Morgan State
 aW 87-75 Florida State
 aW 78-67 South Carolina
 aL 61-70 Cincinnati
 nL 38 93-97 Florida State
 nL 23 57-60 Temple
 2346-2015

**1985-86
 (22-9)**

nL 43 66-67 Michigan
 nW 43 70-66 Chaminate
 aW 90-81 Southern California
 aW 90-76 Old Dominion
 hW 72-45 Coppin State
 hW 78-52 VCU
 nW 1 84-66 Virginia
 aW 59-57 VCU
 hW 76-69 West Virginia
 nL 44 82-83 Miami Univ. (OT)
 nW 44 95-67 American
 hW 74-65 James Madison
 hW 85-71 Western Kentucky
 hW 88-72 Southern Miss.
 aW 71-69 South Carolina
 aW 73-65 James Madison
 aL 104-107 Cincinnati (2OT)
 hW 79-75 No. Carolina A&T
 hW 86-73 Florida State
 aL 61-83 Memphis State
 hW 71-67 Richmond
 hW 76-72 Memphis State
 aL 68-103 Louisville
 hL 83-93 Louisville
 hW 92-78 South Carolina
 aW 88-73 VMI
 aL 66-69 Southern Miss.
 aW 92-84 Florida State
 hW 83-71 Cincinnati
 nL 38 76-77 Florida State
 nL 23 62-71 Villanova
 2440-2267

**1986-87
 (10-18)**

aL 66-86 Old Dominion
 hL 67-70 James Madison
 aL 48-65 West Virginia
 hW 67-65 Tennessee State
 nL 22 60-82 Florida
 aF 79-77 Jacksonville
 nF 1 76-68 Wake Forest
 nW 4 79-69 Richmond (OT)
 nL 4 70-84 James Madison



Hokie guard Al Young and future Virginia Tech head coach Ricky Stokes.

YEAR-BY-YEAR RESULTS

hW 98-61 San Francisco St.
hW 99-68 VMI
hW 61-57 South Carolina
aL 72-78 Cincinnati
aL 62-77 Richmond
hW 85-72 Southern Miss.
aL 62-84 Louisville
aL 66-83 Memphis State
hL 65-70 VCU
hW 90-60 East Tennessee St.
hW 82-79 Florida State (OT)
hL 71-90 Louisville
hW 79-73 Cincinnati
nL 4 73-91 Virginia
aW 71-69 South Carolina
aL 77-89 Southern Miss.
aL 78-107 Florida State
hL 65-74 Memphis State
nL 38 66-83 Southern Miss.
2034-2131

1987-88 (19-10)

aL 45 85-88 Middle Tenn. St.
hW 101-73 Southern California
aW 85-73 E. Tennessee St.
aW 91-74 James Madison
nW 29 87-82 Georgetown
hW 110-65 Baptist College
aL 96-105 Missouri
hW 92-79 West Virginia
hW 97-71 Old Dominion
aL 77-80 South Carolina
hW 82-80 Memphis St. (OT)
hW 90-74 Marshall
aW 102-97 Cincinnati
aL 102-127 Southern Miss.
aL 84-97 VCU
hW 81-60 UNC Charlotte
hW 70-56 Radford
nW 1 66-64 Virginia
hW 88-87 Florida State
aL 99-107 Louisville
hW 141-133 So. Miss. (2OT)
hW 79-62 South Carolina
hW 115-111 Cincinnati
hW 87-74 Richmond
aW 93-75 Marquette
hL 82-87 Louisville
aL 79-92 Florida State
aL 104-112 Memphis State
nL 37 81-92 South Carolina
2646-2478

1988-89 (11-17)

hW 101-65 Wofford
hW 96-75 William & Mary
hW 103-84 James Madison
aL 76-79 Alabama
aW 105-92 Old Dominion
aL 52-101 West Virginia
aL 57-87 Georgetown
nW 4 79-68 Richmond
aW 97-91 VCU
aL 104-108 Marshall
hL 90-93 Marquette
hL 73-82 Louisville
aL 83-91 Memphis State
hL 99-104 Missouri
nW 1 90-83 VMI (OT)
aL 78-91 Southern Miss.
nL 4 106-113 Virginia (OT)
hL 97-100 Florida State
aL 95-108 Louisville
hW 107-92 Southern Miss.
aW 84-76 UNC Charlotte


aL 70-81 South Carolina
hL 79-90 Cincinnati
hW 82-79 East Tennessee St.
aL 84-98 Cincinnati
hL 79-86 South Carolina
aL 97-117 Florida State
hW 78-73 Memphis State
2441-2507

1989-90 (13-18)

hL 73-77 Marshall
hW 83-62 UNC Asheville
hW 76-75 Alabama
aL 88-102 James Madison
aW 76-53 William & Mary
hW 75-68 West Virginia (OT)
aL 64-97 Georgetown
nL 39 89-100 Rutgers
nW 39 78-77 San Francisco
nL 39 84-89 Creighton
aL 77-97 Memphis State
hW 71-68 VCU (OT)
aL 85-87 Southern Miss.
aW 72-68 Tulane
hW 74-61 Liberty
hW 91-83 Old Dominion
hL 59-62 Cincinnati
nL 1 59-77 Virginia
hL 63-67 Florida State
aL 80-89 Maryland
aL 69-96 Louisville
hL 76-93 Southern Miss.
hW 95-77 Tulane
aL 82-86 Richmond (OT)
hL 78-97 Louisville
aL 80-94 Cincinnati
aL 80-93 South Carolina
aW 84-74 Florida State
hW 69-64 South Carolina
hW 87-74 Memphis State
nL 46 67-81 Southern Miss.
2384-2488

1990-91 (13-16)

hW 79-77 VMI
hW 91-89 James Madison
hW 66-64 William & Mary
aL 76-84 Old Dominion
aW 77-75 VCU (OT)
aL 70-88 George Washington
nW 4 82-79 Richmond
nL 4 58-73 James Madison
aW 92-89 Marshall
hW 81-66 Memphis State
hL 77-83
hL 99-101 Southern Miss. (OT)
aL 67-83 South Carolina
aL 61-77 Cincinnati
nL 4 61-86 Virginia
hL 60-71 Florida State
aW 86-79 Louisville
aL 68-94 West Virginia
hL 56-61 Richmond
aL 79-91 Southern Miss.
aL 66-99 Tulane
hW 72-56 Louisville
hW 85-81 Cincinnati (OT)
hL 67-82 Maryland
aL 79-91 Florida State
hW 50-41 South Carolina
aW 82-79 Memphis State
nW 1 75-69 Cincinnati
nL 1 71-91 Florida State
2133-2299



Wally Lancaster made 106 three-point field goals in the 1987-88 season.

1991-92 (10-18)

aL 51-84 Richmond
nL 4 59-68 California
hW 76-64 George Mason
aL 60-66 William & Mary
hW 73-71 George Washington (OT)
hW 93-64 Liberty
hL 65-66 West Virginia
nW 48 79-57 Florida
nL 48 51-63 Michigan
hW 78-62 Old Dominion
aL 53-62 UNC Charlotte
hW 73-72 VCU (OT)
aL 60-80 Tulane
aL 60-72 Southern Miss.
hW 57-44 East Carolina
hL 68-78 Louisville
aL 52-64 South Florida
nL 1 57-61 Virginia (OT)
aL 53-54 George Mason
hL 60-73 Southern Miss.
hW 89-73 Tulane
aL 60-63 VCU
hL 62-75 South Florida
aW 73-70 Liberty
hW 73-65 UNC Charlotte
aL 76-78 East Carolina (OT)
aL 59-79 Louisville
nL 38 52-70 UNC Charlotte
1822-1898

1992-93 (10-18)

hW 55-47 Western Carolina
nL 1 62-78 North Carolina
hW 91-71 UNC Asheville
hW 87-76 Morgan State
hW 76-67 East Carolina (OT)
aL 82-84 Southern Miss. (2OT)
aL 72-84 Tulane
hL 56-65 UNC Charlotte
hW 74-62 South Florida
hW 80-55 Florida Atlantic
aL 61-71 Old Dominion
hL 65-71 Liberty
hL 65-76 Louisville
nW 4 59-53 Virginia
hW 70-66 William & Mary
hL 59-72 Tulane
hL 54-73 VCU
hL 44-57 Fla. International
hW 75-44 VMI
aL 50-77 South Florida
aL 49-66 East Carolina
aL 69-86 VCU
aL 70-74 West Virginia
hL 79-83 Southern Miss.
aL 61-82 Louisville
nL 49 80-89 UNC Charlotte
nW 38 64-55 Tulane
nL 38 71-85 VCU
1880-1969

1993-94

(18-10)

nW 50	63-58	West Virginia
hW	88-54	Coastal Carolina
hW	82-59	VMI
hW	86-59	UNC Greensboro
aL	52-85	Xavier
aW	80-61	East Tennessee St.
aW	115-87	Florida Atlantic
aW	87-65	Fla. International
hW	86-63	Tennessee
hW	68-58	Tulane
aW	69-65	Texas Christian
aL	76-95	Louisville
hW	81-65	Liberty
hW	67-55	South Florida
aW	95-79	William & Mary
hL	63-74	Louisville
hL	74-83	Southern Miss
aL	61-69	Tulane
aL	55-59	Southern Miss.
aL	75-81	VCU
hL	48-55	Marquette
hW	75-59	VCU
aW	65-40	South Florida
hW	63-55	UNC Charlotte
nL 1	61-70	Virginia
aW	61-57	UNC Charlotte
nW 46	65-64	VCU
nL 46	67-76	Louisville
	2028-1850	

1994-95

(25-10)

nW 51	69-62	Montana State
nW 51	87-81	Nebraska
nL 51	75-85	Illinois
hW	77-53	William & Mary
hW	82-55	Xavier
hW	110-75	VMI
hW	98-84	Texas Christian
aW	83-73	West Virginia
hW	86-64	East Tennessee St.
aW	73-64	Tennessee
hW	68-53	Delaware St.
aL	72-78	Tulane
aW	87-72	Southern Miss
hL	61-62	Louisville
hW	78-69	VCU
aW	57-54	Marquette
nL 17	76-87	North Carolina
aL	74-78	Louisville
aW	101-70	Liberty
hW	76-61	Southern Miss
hW	79-35	Florida Atlantic
aW	77-74	Wright St.
aL	66-68	South Florida
aL	60-71	UNC Charlotte
hW	70-66	Tulane (OT)
aL	57-62	VCU
hW	74-64	South Florida
nL 4	62-63	Virginia
hW	86-72	UNC Charlotte
nL 38	66-82	Southern Miss
hW	62-54	Clemson
aW	91-78	Providence
hW	64-61	New Mexico St.
nW 24	71-59	Canisius
nW 24	65-64	Marquette (OT)
	2640-2353	

1995-96

(23-6; 13-3 A-10)

hW	93-49	Coastal Carolina
aW	71-66	William & Mary
hW	99-67	VMI
nL 52	72-85	Georgia
hW	68-62	West Virginia
nW 1	72-64	Virginia
nW 53	62-46	Wright St.
nW 54	76-60	UNC Charlotte

aW	88-69	Duquesne
nW 55	71-55	La Salle
nW 1	79-71	George Washington
hW	63-62	Dayton
aW	65-58	St. Bonaventure
aL	47-64	George Washington
hW	81-57	Fordham
hW	85-76	St. Joseph's
hW	74-48	UNC Greensboro
aW	72-66	Rhode Island (OT)
hW	69-63	Duquesne
aW	78-73	Xavier
hW	56-53	Liberty
hL	58-74	Massachusetts
aW	61-56	La Salle
aL	41-57	Temple
hW	70-61	Xavier
aW	73-54	Dayton
nL 56	71-77	Rhode Island
nW 23	61-48	Wisconsin-Green Bay
nL 23	60-84	Kentucky
	2036-1825	

1996-97

(15-16; 7-9 A-10)

aW 57	101-73	Hawaii-Hilo
nL 57	56-63	Colorado
nL 57	68-92	Illinois
hW	83-41	East Tennessee St.
hW	63-45	Coastal Carolina
hW	66-50	UNC Greensboro
hL	57-60	Georgia
aL	65-76	West Virginia
hW	92-80	St. Bonaventure
aL	67-102	Xavier
aL	63-76	Duquesne
hW	71-46	William & Mary
aW	63-47	Massachusetts
hW	76-41	Georgia Southern
hL	52-73	Rhode Island
hW	57-46	La Salle
aW	59-47	Liberty
aL	50-68	St. Joseph's
aL	44-61	Wake Forest
hW	59-52	Dayton
hW	45-43	George Washington
aW	50-32	Fordham
aL	56-59	La Salle
aL	54-59	Dayton
hL	41-45	Temple
aL	52-69	George Washington
hW	76-62	Duquesne
nL 4	57-58	Virginia
hL	72-81	Xavier
nW 56	56-53	Fordham
nL 56	63-67	Rhode Island
	1934-1867	

1997-98

(10-17; 5-11 A-10)

hW	71-55	Tennessee-Martin
aW	66-64	William & Mary
hW	80-47	Liberty
nL 18	73-74	South Carolina
nL 18	57-78	North Carolina
hW	79-72	Radford
hW	79-50	East Tennessee St.
hL	52-55	West Virginia
hL	65-73	VMI
aL	65-72	Duquesne
hW	72-61	St. Joseph's
nL 1	55-69	Virginia
aL	60-85	Dayton
aL	66-77	Xavier
aL	66-73	Rhode Island
hL	59-68	Massachusetts
hL	68-72	La Salle
aL	61-75	George Washington
hW	89-70	Fordham
aL	53-60	Temple
aW	69-68	St. Bonaventure (OT)

hL	63-74	Xavier
hW	54-53	Dayton
aL	64-74	La Salle
hL	50-64	George Washington
hW	93-79	Duquesne
nL 56	58-64	Massachusetts
	1787-1826	

1998-99

(13-15; 7-9 A-10)

hW	59-50	William & Mary
hL	48-57	East Tennessee St.
aW	85-51	Liberty
hW	83-76	UNC Asheville (OT)
aL	57-62	UNC Charlotte
hL	47-52	Wake Forest
aL	68-69	West Virginia
hW	85-65	Coastal Carolina
hW	62-55	Winthrop
aL	40-55	Massachusetts
hL	67-80	Xavier
aL	66-78	St. Joseph's
aL	67-75	La Salle
hL	50-54	St. Bonaventure
aW	73-64	Dayton (OT)
aL	69-93	Xavier
nL 4	55-64	Virginia
hW	87-69	La Salle
aW	59-58	Duquesne
hW	77-75	George Washington
hL	67-76	Rhode Island
aW	79-75	Fordham (OT)
hL	48-78	Temple
hW	58-55	Dayton
aL	67-77	George Washington
hW	81-60	Duquesne
nW 56	74-63	Fordham
nL 56	51-64	Temple
	1829-1850	

1999-2000


(16-15; 8-8 in A-10)

aW	59-57	William & Mary
aW	83-61	UNC Asheville
aL	53-68	East Tennessee St.
hW	60-52	UNC Charlotte
aW	65-46	VMI
hL	60-62	Radford
hL	61-62	Liberty
nW 51	79-71	Illinois State
nL 51	63-73	Auburn
nW 51	59-56	Louisiana-Lafayette
hL	58-61	West Virginia
aL	67-86	Xavier
aL	50-62	Dayton
hW	80-59	Duquesne
hW	82-72	George Washington
hW	82-61	Fordham
aL	46-66	Temple
nL 4	66-71	Virginia (OT)
hL	41-49	Massachusetts
hW	68-62	St. Joseph's
aL	64-71	La Salle
hW	78-67	Old Dominion (OT)
aL	54-61	St. Bonaventure
aW	65-61	Rhode Island
aL	68-71	George Washington
hW	73-65	Xavier
aL	50-70	Duquesne
hW	96-86	La Salle (OT)
hW	64-52	Dayton
nW 56	51-48	Fordham
nL 56	52-71	Temple
	1997-1980	

2000-01

(8-19; 2-14 BIG EAST)

hW	92-68	VMI
hL	46-48	William & Mary
hL	48-64	Virginia



Shawn Good led the Hokies to the 1995 NIT championship.

YEAR-BY-YEAR RESULTS

hL 56-61 Liberty
 nW 58 65-61 Fairfield
 aL 68-88 Syracuse
 hW 66-53 Elon
 hW 81-75 East Tenn. State (OT)
 aW 59-56 Mount St. Mary's
 aL 70-84 Chattanooga
 hW 84-75 High Point (2OT)
 aL 64-89 St. John's
 hL 83-85 Villanova (OT)
 hW 85-74 Miami
 aL 68-96 Georgetown
 aL 74-86 Villanova
 hL 60-75 Providence
 hW 65-59 St. John's
 aL 61-83 Boston College
 aL 72-85 Connecticut
 aL 61-86 Miami
 hL 59-83 Boston College
 hL 69-72 West Virginia
 hL 46-61 Connecticut
 aL 56-96 Providence
 hL 61-85 Notre Dame
 aL 51-70 Pittsburgh
 1770-2018

2001-02 (10-18; 4-12 BIG EAST)

hW 82-59 Mt. St. Mary's
 hW 86-63 Rhode Island
 aL 46-55 Old Dominion
 hW 90-62 East Carolina
 hW 79-56 Northeastern
 aL 61-69 Virginia
 hW 74-73 VMI
 nL 38 63-66 Murray State
 nL 38 78-80 Wis.-Milwaukee (OT)
 hL 51-55 Western Michigan
 hW 63-56 Radford
 aL 49-78 Florida State
 hL 74-86 Connecticut
 hL 72-80 Seton Hall
 aL 60-95 Connecticut
 hL 68-77 Miami

hL 75-77 Villanova
 aL 68-77 Boston College
 aL 69-81 Syracuse
 aL 77-84 Villanova
 hL 63-72 St. John's
 hW 76-73 Boston College
 aL 69-77 Providence
 aW 78-63 West Virginia
 aL 63-73 St. John's
 hW 69-64 Providence
 hW 63-49 Rutgers
 aL 77-83 Miami
 1943-1983

2002-03 (12-17; 4-12 BIG EAST)

nF 59 78-91 St. Bonaventure†
 nW 59 65-53 Michigan
 nW 59 58-45 Toledo
 hW 69-61 American
 hL 77-79 Wofford
 hW 71-66 VMI
 aL 52-60 William & Mary
 aL 60-76 East Carolina
 hW 71-64 Morgan State
 aL 54-75 Western Michigan
 hW 76-52 Towson
 hL 69-76 Florida State
 aL 81-92 Villanova (OT)
 aL 65-83 Connecticut
 hW 92-79 Providence
 hW 73-55 Virginia
 hL 59-62 St. John's
 hL 71-95 Boston College
 aL 58-89 Providence
 hW 95-74 Connecticut
 aW 71-54 St. John's
 aL 65-85 Miami
 hL 73-85 Georgetown
 aL 69-87 Boston College
 aL 76-98 Notre Dame
 hL 62-75 Pittsburgh
 hW 88-63 Villanova
 hL 71-79 Miami
 aL 67-71 West Virginia
 2036-2124

† Forfeited game to Virginia Tech due to use of an ineligible player.

2003-04 (15-14; 7-9 BIG EAST)

hW 79-49 New Hampshire
 hW 61-59 Western Carolina
 aL 65-80 Virginia
 hW 76-66 Morgan State
 hL 92-94 Old Dominion (OT)
 nL 60 57-62 Ohio State
 hW 80-56 VMI
 hW 73-60 Radford
 aW 74-67 Towson
 hW 80-54 William & Mary
 nL 61 67-74 East Carolina
 aL 59-78 Pittsburgh
 aW 69-67 West Virginia
 hL 59-65 Miami
 hL 63-74 Notre Dame
 aL 76-83 Seton Hall
 hL 60-96 Connecticut
 aL 64-76 Syracuse
 hW 69-57 Providence
 hW 80-65 Georgetown
 aL 52-85 Rutgers
 aL 68-80 Villanova
 hW 54-53 St. John's
 aL 48-56 Boston College
 hW 53-49 West Virginia
 hW 71-70 Rutgers
 aW 60-55 Georgetown

nW 62 61-58 Rutgers
 nL 62 61-74 Pittsburgh
 1931-1962

2004-05 (16-14; 8-8 ACC)

hW 81-58 Loyola
 hW 102-50 Md. Eastern Shore
 aW 80-63 William & Mary
 hW 63-59 UT-Chattanooga
 aL 68-72 VMI
 aL 65-75 St. John's
 hW 77-53 James Madison
 hL 51-85 North Carolina
 hL 68-74 Western Michigan
 hW 67-54 Morgan State
 nL 53 65-71 Mississippi State
 aL 70-77 Florida State
 hW 69-58 Bethune-Cookman
 hW 59-57 Clemson
 hW 72-71 NC State
 aW 70-69 Georgia Tech
 hW 79-73 Virginia
 aL 65-100 Duke
 aW 73-63 Miami
 hL 63-83 Wake Forest
 aL 71-86 Maryland
 aL 60-65 Virginia
 hW 67-65 Duke
 hW 71-58 Miami
 aL 54-74 NC State
 aL 64-66 Clemson
 hW 86-76 Maryland
 nL 63 54-73 Georgia Tech
 hW 60-50 Temple
 aL 62-83 Memphis
 2056-2061

2005-06 (14-16; 4-12 ACC)

hW 80-50 Radford
 hL 71-72 Bowling Green
 hW 54-40 Western Carolina
 hW 74-52 Mt. St. Mary's
 hW 71-54 Marshall
 hW 77-49 Morgan State
 aL 56-69 Ohio State
 aL 75-77 Duke
 hW 94-66 North Carolina A&T
 hW 73-64 St. John's
 nW 64 59-52 Stanford
 hW 74-64 William & Mary
 aL 55-58 Old Dominion
 aW 77-58 James Madison
 aL 68-74 Florida State
 hL 61-64 North Carolina
 hL 49-54 Virginia
 aL 72-81 Maryland
 hL 67-80 Duke
 aW 76-70 Wake Forest
 hW 63-62 Georgia Tech
 hL 73-74 Boston College
 aW 75-74 Clemson (OT)
 aL 77-81 Virginia (OT)
 hL 64-70 NC State
 aL 59-70 Miami
 hW 72-61 Florida State
 hL 81-86 Clemson
 aL 57-59 Boston College
 nL 17 56-60 Virginia
 2060-1955

2006-07 (22-12; 10-6 ACC)

hW 94-43 Coppin State
 hW 95-47 West Florida
 nL 65 68-71 Western Michigan

nW 65 77-56 Montana
 nL 65 64-69 Southern Illinois
 hW 69-65 Iowa
 nL 66 62-63 George Washington
 hW 72-55 Old Dominion
 hW 69-37 Appalachian State
 hW 63-60 Wake Forest
 nW 67 80-61 Seton Hall
 hW 94-70 Campbell
 aL 58-59 Marshall
 hW 65-53 Richmond
 aW 69-67 Duke (OT)
 nW 68 74-51 UNC Greensboro
 hW 94-88 North Carolina
 aL 73-82 Florida State
 hW 67-64 Maryland (OT)
 aW 92-85 Miami
 aW 73-65 Georgia Tech
 hL 59-70 NC State
 aL 59-80 Boston College
 hW 84-57 Virginia
 aW 81-80 North Carolina (OT)
 aL 56-81 NC State
 hW 79-62 Boston College
 hW 73-57 Miami
 aL 56-69 Virginia
 hL 74-75 Clemson
 nW 69 71-52 Wake Forest
 nL 69 64-72 NC State
 nW 70 54-52 Illinois
 nL 70 63-48 Southern Illinois
 2428-2181

2007-08 (21-14; 9-7 ACC)

hW 69-64 Elon
 nW 71 69-52 Eastern Washington
 nL 71 78-84 Butler (OT)
 nL 71 64-82 Gonzaga
 aL 61-66 Penn State
 hW 65-51 UNC Asheville
 hW 67-39 UNC Greensboro
 hW 68-36 George Washington
 aL 69-72 Old Dominion
 hW 58-46 Liberty
 aL 75-77 Wake Forest
 nW 72 84-59 Hofstra
 nW 72 54-48 St. John's
 aL 49-52 Richmond
 hW 79-49 Charleston Southern
 hW 67-66 Maryland
 aW 70-69 Virginia (OT)
 aL 70-81 Georgia Tech
 hL 64-81 Duke
 aW 81-73 Boston College (OT)
 hW 89-80 Florida State
 hW 72-65 Virginia (OT)
 aL 63-73 NC State
 hL 71-74 Miami
 aL 53-92 North Carolina
 aW 69-65 Maryland
 hW 92-84 Georgia Tech
 hW 67-48 Boston College
 hW 80-58 Wake Forest
 aL 69-70 Clemson
 nW 73 63-49 Miami
 nL 73 66-68 North Carolina
 hW 74 94-62 Morgan State
 hW 74 75-49 UAB
 hL 74 72-81 Mississippi
 2456-2265

2008-09 (19-15; 7-9 ACC)

hW 65-62 Gardner-Webb
 hW 62-57 Mt. St. Mary's
 nW 75 74-57 Fairfield
 nL 75 62-63 Xavier (OT)



Brian Chase



Malcolm Delaney is third in career scoring at Virginia Tech.

nL 75	73-77	Seton Hall
hW	76-67	Elon
hL	72-74	Wisconsin
nW 66	79-70	Navy
aL	66-67	Georgia
hW	79-57	Longwood
nW72	64-52	Columbia
aW 72	81-67	St. John's
aW	75-66	Charleston Southern
aL	44-69	Duke
hW	78-75	Virginia
hW	62-48	Richmond
hW	79-71	Boston College
aW	78-71	Wake Forest
aW	88-83	Miami (OT)
hL	82-86	Clemson
aL	66-67	Boston College
hW	91-87	NC State (OT)
hW	76-71	Georgia Tech
aL	73-83	Maryland
aL	61-75	Virginia
hL	65-67	Florida State
aW	80-77	Clemson
hL	65-72	Duke
hL	78-86	North Carolina
aL	53-63	Florida State
nW 76	65-47	Miami
nL 76	76-79	North Carolina
hW 74	116-108	Duquesne (2OT)
hL 74	66-84	Baylor
	2470-2405	

**2009-10
(25-9; 10-6 ACC)**

hW	69-55	Brown
hW	59-46	UNC Greensboro
aW	71-60	Campbell
nL 77	50-61	Temple
nW 77	74-66	Delaware (OT)

aW	70-64	Iowa
hW	74-62	Georgia
hW	98-73	VMI
aW	66-64	Penn State
hW	73-50	Charleston Southern
hW	71-34	UMBC
hW	85-50	Longwood
nW 78	103-94	Seton Hall (2OT)
aL	64-78	North Carolina
hW	81-66	Miami
aL	58-63	Florida State
hW	72-30	NC Central
hW	63-62	Boston College
aW	76-71	Virginia (OT)
aL	75-82	Miami
hW	74-70	North Carolina
hW	70-59	Clemson
aW	72-52	NC State
hW	61-55	Virginia
hW	87-83	Wake Forest
aL	55-67	Duke
aL	60-80	Boston College
hL	100-104	Maryland (2OT)
hW	71-59	NC State
aW	88-82	Georgia Tech
nL 68	65-70	Miami
hW 74	81-61	Quinnipiac
hW 74	65-63	Connecticut
hL 74	72-79	Rhode Island
	2473-2215	

**2010-11
(22-12; 9-7 ACC)**

hW	70-60	Campbell
aL	57-73	Kansas State
aW	92-70	UNCG
nW 77	72-56	Cal. State Northridge
nW 77	56-51	Oklahoma State
nL 77	59-71	UNLV

neutral sites

1. Roanoke, Va.
2. Raleigh, N.C.
3. Lynchburg, Va.
4. Richmond, Va.
5. Staunton, Va.
6. Bluefield, Va.
7. Columbia, S.C.
8. Winston-Salem, N.C.
9. Norfolk, Va.
10. Durham, N.C.
11. Bristol, Va.
12. Wytheville, Va.
13. Fayetteville, N.C.
14. Birmingham, Ala.
15. Watauga Tourney, Johnson City, Tenn.
16. Gulf South Classic, Shreveport, La.
17. Greensboro, N.C.
18. Charlotte, N.C.
19. Big Five (Salem, Va.)
20. Southern Conference Tournament
21. Sugar Bowl
22. Gator Bowl
23. NCAA
24. NIT (Madison Square Garden)
25. All-College Tourney
26. Charlottesville, Va.
27. Statesville, N.C.
28. Charleston, W. Va.
29. Hampton, Va.
30. Fort Myer, Va.
31. Old Dominion Classic
32. Vanderbilt Tourney
33. Michigan Tourney
34. Indiana Tourney
35. Dayton Tourney
36. Hampton, Va.
37. Memphis, Tenn. (Metro)
38. Louisville, Ky.
39. Rainbow Classic (Hawaii)
40. Cincinnati (Metro)
41. Volunteer Classic
42. Steel Bowl (Pittsburgh, Pa.)
43. Hawaiian Airlines Classic
44. Miller Classic (Tampa, Fla.)
45. Big Apple NIT
46. Biloxi, Miss. (Metro)
47. Greenville, N.C.
48. Red Lobster Tournament (Orlando, Fla.)
49. Davidson, N.C.
50. USAir Arena (Landover, Md.)
51. San Juan, Puerto Rico
52. Jeep Eagle Classic (Atlanta, Ga.)
53. New Orleans, La.
54. Worcester, Mass.
55. Radford, Va.
56. Philadelphia, Pa.
57. Big Island Invitational (Hilo, Hawaii)
58. Carrier Classic (Syracuse, N.Y.)
59. Paradise Jam (St. Thomas, V.I.)
60. Nationwide Arena (Columbus, Ohio)
61. Constant Center (Norfolk, Va.)
62. Madison Square Garden
63. MCI Center (Washington, D.C.)
64. Las Vegas, Nev.
65. Old Spice Classic, Orlando, Fla.
66. BB&T Classic, Washington, D.C.
67. Aeropostale Classic, New York, N.Y.
68. Greensboro Coliseum
69. ACC Tournament, Tampa, Fla.
70. NCAA Tournament, Columbus, Ohio
71. Great Alaska Shootout, Anchorage, Ak.
72. Holiday Festival, New York, N.Y.
73. ACC Tournament, Charlotte, N.C.
74. NIT, Blacksburg, Va.
75. Puerto Rico Tip-Off, San Juan, P.R.
76. ACC Tournament, Atlanta, Ga.
77. 76 Classic, Anaheim, Calif.
78. Battle at Atlantis, Nassau, Bahamas
79. Rochester, N.Y.
80. NIT Season Tip-Off, Madison Square Garden
81. ACC Tournament, Philips Arena (Atlanta, Ga.)


hL	55-58	Purdue (OT)
hL	54-57	Virginia
hW	79-69	Penn State
nW 78	88-57	Mississippi State
nW 79	76-68	St. Bonaventure
hW	64-53	USC Upstate
hW	99-34	Mount St. Maty's
hW	71-59	Florida State
aL	61-64	North Carolina
hW	94-65	Wake Forest
aW	74-57	Maryland
hW	70-52	Longwood
aL	57-72	Georgia Tech
hW	72-68	Miami
aW	77-69	NC State
aL	56-58	Boston College
hW	102-77	Georgia Tech
hW	91-83	Maryland
aL	54-61	Virginia
aW	76-62	Wake Forest
hW	64-60	Duke
hL	61-76	Boston College
aL	60-69	Clemson
nW 68	59-43	Georgia Tech
nW 68	52-51	Florida State
nL 68	63-77	Duke
hW 74	79-54	Bethune-Cookman
hL 74	76-79	Wichita State
	2390-2133	

**2011-12
(16-17; 4-12 ACC)**

hW	64-53	ETSU
hW	91-46	Monmouth

hW	78-63	FIU
nL80	58-69	Syracuse
nW80	59-57	Oklahoma State
hW	73-64	St. Bonaventure
aL	56-58	Minnesota
hL	61-69	Kansas State
aW	78-67	Rhode Island
hW	73-60	Norfolk State
hW	85-60	Campbell
hW	84-55	North Florida
hW	71-50	Eastern Michigan
aW	67-61	Oklahoma State
aL	55-58	Wake Forest
hL	59-63	Florida State
aL	59-61	Boston College
hL	68-82	North Carolina
aW	47-45	Virginia
hL	68-70	BYU
aL	69-73	Maryland
hL	60-75	Duke
hW	67-65	Clemson
aL	49-65	Miami
hW	66-65	Boston College
aL	47-48	Florida State
hW	74-73	Georgia Tech (OT)
hL	59-61	Virginia
aL	65-70	Duke (OT)
aL	56-58	Clemson
hL	58-70	NC State
nW81	68-63	Clemson
nL81	56-60	Duke
	2147-2057	

W H O K I E S



WORK HARD.

PLAY HARD.

STUDENT SERVICES



HAVE FUN.

academic support

STUDENT-ATHLETE ACADEMIC SUPPORT SERVICES

Student-Athlete Academic Support Services (SAASS) is committed to providing a comprehensive academic and personal development program with counseling and advising for student-athletes. The office provides the tools needed for success in the classroom consistent with university and NCAA policies.

Student-athletes have access to the department's spacious facilities, located in the West Side of Lane Stadium. Opened during the 2006-07 academic year, the SAASS suite, located in the Quillen Family Academic Center, features 18 private tutor rooms, a state-of-the-art classroom, a 36-station computer lab with printer access, a conference room, three quiet areas for reading and studying and a reference library. The office is available between classes, after practice and in the evenings. Hours of operation are flexible and may be tailored to maximize the student-athlete's limited time. The collection of SAASS programs housed in Lane Stadium guarantees that all student-athletes achieve success during their time at Virginia Tech.

ACADEMIC SERVICES ATHLETIC TRANSITIONS

Freshman student-athletes – An optional course designed to ease the transition from high school to college.

ORIENTATION

Freshman and transfer student-athletes – SAASS schedules team and individual sessions to acclimate new students to Virginia Tech.

TUTORING

All student-athletes – Individual and group tutoring appointments are available on-site.

ACADEMIC PROGRESS

Freshman and transfer student-athletes – Professors send academic progress reports to his/her athletic advisors twice a semester.

SAASS COMPUTER LAB

All student-athletes – The lab features computer and printer access conveniently located in Lane Stadium.

ACADEMIC RECOGNITION

Qualified student-athletes – SAASS recognizes each student-athlete with a GPA of 3.0 and above at the end of each semester on the Athletic Director's Honor Roll.

STUDY HALL

Freshman student-athletes and upperclassmen with a GPA below the team requirement – Study Hall is mandatory for all freshmen, transfers and currently enrolled students with an overall GPA below 2.30.

ADVISING/COUNSELING

All student-athletes – SAASS works closely with each student's academic advisor within the college of their major.

ACADEMIC AND ATHLETIC ELIGIBILITY

All student-athletes – The department monitors each student-athlete's academic record to ensure that they are making progress toward their degree.

Jermaine Holmes

DIRECTOR OF STUDENT-ATHLETE ACADEMIC SUPPORT SERVICES

Responsibilities: As director, Holmes provides leadership for SAASS and, along with his staff, oversees the development and execution of programs aimed to help Hokie student-athletes balance their academic and athletic demands and achieve success in both areas.


Joined VT Staff: January 2009; fourth year.

Education: B.S. Virginia Tech, 1996 (business); M.S. Virginia Tech, 1998 (resource management).

Of Note: A former Hokie himself, Holmes was a member of the Tech football squad from 1991-1996.

Before Virginia Tech: Holmes served as director of student life at Virginia Tech before taking an athletic academic counselor position at Cal State Fullerton. He then returned to Tech in 2009 after serving as assistant director of Student-Athlete Support Services at The Ohio State University. He started with the Buckeyes in 2004 as an athletic academic counselor and was promoted to assistant director of a support unit that served nearly 1,000 student-athletes. Holmes managed that department's day-to-day activities, office operations, facilities and staff, in addition to overseeing the academic support programs for all student-athletes and serving as the academic counselor for Ohio State's football and track programs.

Family: Holmes and his wife LaTanya reside in Blacksburg with their son Aiden and daughter Ava.



saass staff



Sarah Armstrong
Associate Director



Cory Byrd
Assistant Director



Katie Cross
Associate Director



Mike Swanhart
Assistant Director



Greg Beatty
Assistant Director (football)



Beth Noteware
Learning Specialist



Antone Belt
Assistant Director



Terrie Repass
Administrative Assistant

For more information, visit the website: saass.vt.edu

Justin King, Intern

At Virginia Tech, student-athletes don't just play sports. With help from the Athletics Office of Student Life, Hokie student-athletes work outside the athletic venue to develop into responsible adults who are assets to their communities.

Led by the Virginia Tech Student-Athlete Advisory Committee, Hokie student-athletes volunteered countless hours in the local community last year. In addition, over 400 Virginia Tech student-athletes earned a 3.00 grade-point average during one or both semesters, while achieving great success within athletics as well.

Inspired by the NCAA Student-Athlete Affairs commitment areas, the Athletics Office of Student Life creates programs designed to enhance student-athletes in five areas: athletic excellence, academic excellence, personal and leadership development, and community outreach and career development. The program has been previously honored for its commitment to serving the good of the student-athletes by the Division I-A Athletic Director's Association as a program of excellence.

STUDENT-ATHLETE ADVISORY COMMITTEE

The Student-Athlete Advisory Committee (SAAC) is a committee made up of student-athletes assembled to provide insight on the student-athlete experience. It also offers input on the rules, regulations and policies that affect student-athletes' lives on NCAA member institution campuses. Two members of each sports team serve on SAAC each academic year.

PERSONAL DEVELOPMENT

The Office of Student Life aims to help student-athletes lead balanced lifestyles, encouraging emotional well-being, personal growth and decision-making skills. Each team is required to attend two personal development programs during the year to educate student-athletes.

CAREER DEVELOPMENT

Virginia Tech student-athletes go through their collegiate athletic experiences with the understanding that they will need to secure a job upon graduation. The Office of Student Life works to enhance student-athlete career development by collaborating with the Virginia Tech Career Services Office. Student-athletes also receive assistance in learning about majors and minors, preparing for career fairs, and obtaining postgraduate scholarships and internships.

ACADEMIC EXCELLENCE

The Office of Student Life is also responsible for nominating student-athletes for academic honors and awards. Athletes are nominated for on-campus, Atlantic Coast Conference and

national awards. Student-athletes with a 3.0 GPA are rewarded and honored on the Athletic Director's Honor Roll. In 2011-12, 401 student-athletes were named to this prestigious list, 39 more than the 362 who were honored during 2010-11.

COMMUNITY OUTREACH

Virginia Tech student-athletes are now involved more than ever in the local community. In conjunction with the mission of the Office of Student Life and the *Ut Prosim* motto, student-athletes are encouraged to volunteer throughout their college experience. Each team partners with a local community organization and volunteers time at community-wide events. Along with large volunteer efforts, student-athletes engage in community support with visits to local hospitals and elementary and middle schools. Community organizations can also request Tech student-athletes to attend local outreach events. Involvement in this program helps maintain and improve the positive relationship between student-athletes and the surrounding community.

During the 2011-12 season, the Virginia Tech men's basketball team was once again involved in a number of community-based projects. On Nov. 2, 2011 Erick Green, Cadarian Raines, Jarell Eddie, and Tyrone Garland participated in the annual Hokie Night event at Gilbert Linkous Elementary. Hokie Night brings Virginia Tech student-athletes and elementary school students and their families together in a fun and festive environment. Student-athletes signed autographs and took pictures with the children.

On Mar. 3, 2012 Joey Racer and Will Johnston took part in the Margaret Wise Brown Saturday Morning Story Hour at Hollins University. They read books by Margaret Wise Brown to children in the Hollins University Library along with other student-athletes from Hollins University. This program was part of the Annual Margaret Wise Brown Festival.



Reyna Gilbert-Lowry

ASSISTANT ATHLETICS DIRECTOR FOR STUDENT LIFE

Responsibilities: As assistant athletics director for student life, Gilbert-Lowry develops programs geared to enhance student-athletes' personal development, career awareness and community service endeavors. This includes coordinating each team's philanthropic projects, working with the Student-Athlete Advisory Committee and nominating student-athletes for academic awards. She also helps plan the annual Athletics Director Honors Breakfast and the All Sports Banquet.

Joined VT Staff: 2008; fifth year.

Prior to Virginia Tech: Before joining the Hokies, Gilbert-Lowry served as the compliance coordinator and CHAMPS/Life Skills coordinator at Nova Southeastern University in Ft. Lauderdale, Fla. In 2005, she was also the coordinator of athletic academic services. Prior to NSU, Gilbert-Lowry served as an academic advisor at the University of Central Florida.

Education: Northern Illinois University, 2001 (psychology), where she lettered four years on the women's gymnastics team and was named MVP her senior year; Ball State University, 2004, earning a master's in sport and exercise psychology, and a minor in counseling.

Personal: A native of Orlando, Fla., Gilbert-Lowry currently lives in Christiansburg with her husband Spencer and their infant daughter, Brooklyn.

student life staff



Danny White
Director of Student-Athlete Affairs



Becca Heterick Scott
Assistant Director, Career Services/Career Coordinator for Student Athletes

hokiesports.com/studentlife

athletic performance

HELPING STUDENT-ATHLETES GET BIGGER, FASTER, STRONGER

Having a top-flight strength and conditioning program is one of the most important aspects of a successful college basketball program. Long before players ever step on a court in competition, the truly successful ones have dedicated themselves to the long hours of preparation it takes to be the best. The Virginia Tech strength and conditioning program is perfectly suited to develop successful student-athletes. And with the increased space in the Hahn Hurst Basketball Practice Center, this has proven even more so for the Hokies in the past two years.

Under the direction of assistant athletics director for athletic performance Mike Gentry and director of strength and conditioning for basketball programs David Jackson, the Virginia Tech strength and conditioning program is among the best in the nation, helping to make the men's basketball program one of the best as well.

One of the main support centers of Tech men's basketball is the strength and conditioning program. The results of hard work by the staff and the student-athletes have paid huge dividends as the Hokies have continually shown improvement in all aspects of college basketball.

The men's basketball team trains in the 4,000-square foot strength and conditioning center in the Hahn Hurst Basketball Practice Center. This dedicated weight room facility features free-weight equipment, a full line of Hammer Strength equipment, and four platforms. With this facility, Hokie basketball players do not need to split time between different weight rooms; everything needed to build a winner is under one roof.

Tech also has the use of a 10-by-40-yard sand pit located outdoors and adjacent to the weight room in the Merryman Center. This pit is used

for resistive running drills to improve speed. The Hokies also have the practice fields for use in running drills.

Each player has personal goals, which he works to achieve. There are two strength awards for the team — the personal record breaker and the elite award. In order to receive the personal record breaker award, the individual has to break all of his personal records. For the elite award, the player has to average a seven on a scale of 10 on all the exercises.

The Elite Level of Performance was created to push the athletes to higher levels. This level is a predetermined performance test which measures achievement for the individual's position. It comprises four tests in strength (bench press, squat, push jerk and power clean) and five tests in performance (vertical jump, 40-yard time, 10-yard time, sit-reach test and 20-yard shuttle).

Dr. Mike Gentry

ASSOCIATE ATHLETICS DIRECTOR FOR ATHLETIC PERFORMANCE

Responsibilities: As associate athletics director for athletic performance, Gentry's duties include overseeing the strength and conditioning training of athletes in all 21 varsity sports at Virginia Tech, and he is directly involved in training the football team. Gentry also supervises the sports nutrition and sport psychology programs.

Joined VT Staff: 1987; 26th season.

Record at Virginia Tech: Gentry was inducted into the USA Strength and Conditioning Coaches Hall of Fame in 2010. He was named the second-annual Samson Strength & Conditioning Coach of the Year in the March 2005 issue of American Football Monthly.

In May 2003, Gentry was honored by the Collegiate Strength and Conditioning Coaches when he was named a Master Strength and Conditioning Coach. Gentry is currently one of only 36 coaches in the country to have received the CSCC's highest award. In 1995 and 1996, Gentry was recognized by the National Strength and Conditioning Association as a finalist for the National Strength and Conditioning Professional of the Year.

Prior to Virginia Tech: Gentry worked as an assistant strength coach at UNC and as the head strength and conditioning coach at East Carolina University prior to coming to Virginia Tech in February 1987.

Education: Western Carolina, 1979 (physical education); UNC Chapel Hill, 1981 (master's degree); Virginia Tech, 1999 (doctorate; curriculum and instruction with emphasis in motor behavior).

Family: Gentry has a son, Roy Christopher (Bo), 22, a member of the Hokie football team from 2008-2011. Gentry is married to the former Wendy Ann Williams.



sport psychology

Virginia Tech offers another important service to all of its student-athletes – sport psychology. Dr. Gary Bennett coordinates the sport psychology department, which offers psychological and performance enhancement services for student-athletes. Bennett works to serve the needs of Tech student-athletes. He is also affiliated with the Cook Counseling Center on campus.

The sport psychology department offers an injury group to afford injured athletes the opportunity to meet with a sport psychologist and other injured athletes and talk about the recovery process. On average, Bennett conducts over 50 individual sessions per week and meets weekly with teams as the need arises.

The response to the sport psychology program has been positive. The student-athletes are very receptive to the services offered by the doctors. The sport psychology office reaches out to student-athletes who may not have considered going to the counseling service that is offered to all students at Virginia Tech.

Dr. Gary Bennett

SPORT PSYCHOLOGIST



Responsibilities: Bennett meets with student-athletes on an individual basis for personal counseling and to discuss the mental aspects of the game. He also works on team building, communication and performance enhancement. Bennett has taught and supervised pre-doctoral level interns.

Joined VT Athletics Staff: 2000 (full time since 2007); 13th year.

Record at Virginia Tech: Bennett began working at Virginia Tech in 1995 at the Cook Counseling Center. Now, as the sport psychologist, he also serves on the committees for nutrition, performance and substance abuse; and the planning committee for the “Summit for Student-Athlete Success” events. He also works with various teams in the area of performance enhancement.

Education: Centre (Ky.) College, 1981, B.A. English, where he played baseball; University of Kentucky, 1988, master’s in rehabilitation counseling; UK, 1995, Ph.D. in counseling psychology.

Of Note: Bennett is licensed as a clinical psychologist and has additional training in sport psychology. He is certified as a sport psychology consultant by the Association of Applied Sport Psychology and is a member of Division 47 (exercise and sport psychology) of the American Psychology Association.

Personal: Bennett lives in Blacksburg and enjoys playing golf and basketball, as well as hiking and skiing, in his spare time.

sports nutrition

Eating healthy and choosing nutritious diets are important aspects of a Virginia Tech student-athlete’s life, and that’s why the athletics department implemented the sports nutrition program in July of 2002. Jennie Schafer is the department’s director of sports nutrition.

The sports nutrition program offers a wide variety of services that aim to enhance the performance of each student-athlete. Services include individual assessments, team talks, body composition analysis using the Bod Pod, grocery store tours, supplement management and education, disordered eating counseling, travel meal arrangements, and football training table menu planning and management. Schafer works closely with coaches, team physicians, athletic trainers, strength coaches and the sport psychologist to address any performance concerns. She directs the nutrition and performance committee that meets monthly to discuss student-athletes of concern.

The sports nutrition staff manages two facilities, the Nutrition Oasis and Fueling Station, that provide athletes fuel in between workouts, classes and meals. Each facility has chocolate milk, lactose-free recovery beverages, Gatorade, fresh fruit, bagels, and nuts along with nutrition handouts and bulletin boards. Gatorade bars and multivitamins are also available in the sports nutrition office.

Jennie Schafer, RD

SPORTS NUTRITIONIST



Responsibilities: Schafer is responsible for all nutrition and performance related concerns for varsity student-athletes including individual counseling, team talks, body composition analysis using the Bod Pod, recovery nutrition plans, grocery store tours, training table menu planning, travel meal arrangements, managing the Nutrition Oasis and Fueling Station, and supplement education.

Joined VT Staff: 2011; 2nd year.

At Virginia Tech: Schafer worked as the sports nutrition graduate assistant under former director Amy Freel, before being hired as director. Directs the nutrition and performance committee.

Education: Roanoke College, 2005 (B.A., in sociology) while competing in basketball for four years; Virginia Tech, 2009 (B.S., in human nutrition, foods and exercise: dietetics option); Virginia Tech, 2010 (dietetic internship); Virginia Tech, 2012 (master of arts in education).

Of Note: Schafer is in her second year as director. She is a member of the Collegiate and Professional Sports Dietitians Association (CPSDA).

Family: A native of Centreville, Va., Schafer currently lives in Christiansburg.

PROVIDING EXPERIENCED, PROFESSIONAL CARE

The Sports Medicine Department at Virginia Tech is constantly evolving to incorporate new ideas utilizing state-of-the-art resources for the betterment of all Hokie student-athletes. Under the leadership of Associate Athletics Director for Sports Medicine Mike Goforth, the department is constantly improving and developing new strategies to provide the most current and comprehensive care.

Their team of certified athletic trainers, orthopaedic surgeons, Board Certified primary care physicians, chiropractors, physical therapists, sport psychologists, nutritionists, massage therapists and orthotists are available on site to manage the health care needs of Tech athletes. The staff continually looks for ways to enhance the services provided for their athletes as evidenced by its participation in local and national projects pertaining to related topics such as concussion management, prevention of antibiotic resistant types of staph infection (MRSA), high ankle sprains and collegiate health care management strategies. Research is considered instrumental to the sports medicine department. The department has participated in several projects with the engineering department and school of education, respectively.

Tech is entering its ninth full year in the 4,300-square-foot Eddie Ferrell Memorial Training Room, which consolidated the training rooms that existed in the Merryman Center and Cassell Coliseum. The facility gives the training staff a centralized area to care for the needs of all Virginia Tech student-athletes. There is top-of-the-line equipment and a unique style of architecture, developed by Glenn Reynolds, AIA and Larry Perry as the consulting engineer. In 2010, Reynolds again helped Tech spearhead another 3,000-square-foot expansion of the

training room that will be completed by 2013.

The Ferrell Training Room nearly doubled the size of the former Merryman Center facility. Tech now has more than 10,000 square feet dedicated to sports medicine, placing it in the top five percent nationally. The \$10 million Merryman Center includes 2,400 square feet of medical space and a physician's suite. The suite is equipped with a new state-of-the-art X-ray system, a fluoroscopy unit and a minor procedure room. The training room also has offices for the staff, dozens of training tables, two cold tubs, whirlpools, an underwater treadmill, a Biodex System 3 and various other pieces of rehabilitation equipment and treatment modalities.

In addition, a training room has been constructed in Rector Field House to serve the football team when it practices indoors, and the Gordon Family Mobile Sports Medicine Unit is a portable training room that can be transported to various venues.

Athletes have many options to help prevent or protect them from injuries. The sports medicine staff takes great pride in treating athletes year-round. Special attention is paid to offseason activity. The staff will analyze past injury data from each participant and construct a preventative program that is followed over a nine-week period between the end of the season and the beginning of spring practice. This same procedure is followed during the summer.

A vital part of student-athlete medical services is access to the LewisGale Hospital at Montgomery's SWVA Center for Orthopaedics

and various specialty services offered through HCA Southwest Virginia and its affiliated hospitals.

"We are privileged to have access to the finest physicians and services that HCA has at its disposal," Goforth said. "It is comforting knowing that our local hospital has the best care available in this region of the country for our student-athletes."

If physical therapy is needed, student-athletes can be seen in the Ferrell Training Room by physical therapists Chris Rogers and Erin Gibson, both of whom play a large role in the overall program developed to return an injured athlete to 100 percent. Team chiropractor, Dr. Greg Tilley, provides Tech athletes with specialized treatment for spine-related conditions and plays a huge role in performance enhancement through various chiropractic techniques.

"As certified athletic trainers, for us to have the resources of folks like Erin Gibson, Chris Rogers, Greg Tilley and Gary Bennett is a tremendous asset," Goforth said. "The knowledge and skills that they bring is invaluable."

Team orthopaedic surgeons Dr. Marc Siegel and Dr. James Farmer bring a wealth of experience and skill to assist when athletes need orthopaedic consultation for certain types of sports-related injuries. Both surgeons bring a unique skill set and have an excellent bedside manner that ensures that athletes and parents alike are comfortable and confident whenever surgery may be indicated.

Over the past 13 years, Tech has developed the reputation for producing top-level certified athletic trainers. Graduates are now employed in positions across the country at various levels of the profession. This year, the staff will consist of three graduate assistant athletic trainers: Jon Clark Teglas, Brian Baldwin and Brett Buckner.



Dr. Greg Beato
Team Physician



Mike Goforth

ASSOCIATE ATHLETICS DIRECTOR FOR SPORTS MEDICINE

Responsibilities: As associate athletics director for sports medicine, Goforth oversees healthcare needs of all student-athletes and organizes all trainers and doctors while supervising all other services Tech offers.

Joined VT Staff: 1998; 14th year.

Prior to Virginia Tech: Goforth came to Tech from the Hamilton Medical Center/Bradley Wellness Center in Dalton, Ga., where he was the director of wellness and sports medicine. He has an extensive background in sports medicine, working at East Tennessee State University, William Fleming High School, Tusculum College, Greene County Sports Medicine/Industrial Cooperative and Pioneer Sports Medicine/Physical Therapy Clinic. He also has numerous opportunities to consult on program development throughout the country.

Education: East Tennessee State University, 1991, physical education; Virginia Tech, 1995, master's in sport management.

Family: Goforth and his wife, Tracy, a teacher at Blacksburg Middle School, have two sons – Ethan, 15, and Luke, 11.

a success story

In recent years, Virginia Tech's athletic programs have grown immensely and are on an escalating path to success. For the ever-growing legion of Tech fans, the most exciting part is that the future looks even brighter.

On July 1, 2004, Virginia Tech officially became a member of the prestigious Atlantic Coast Conference – a move that has already helped the Hokie athletics program grow even stronger. Tech competes at the Division I level of the NCAA, and with a total of 21 varsity sports, 11 for men and 10 for women, Virginia Tech provides generous opportunities for athletes (and fans) to get in the Hokie huddle. Prior to joining the ACC, Virginia Tech was a charter member of the BIG EAST Football Conference starting in 1991, and a member of the BIG EAST in all other sports except wrestling from 2001 to 2004.

Tech's nationally known football program has had unprecedented success for nearly two decades, recently participating in its 18th-straight bowl game. In 2010, the Hokies won 10 games for the seventh-consecutive season. The Tech football team captured the ACC Championship in back-to-back seasons in 2007 and 2008 after taking the title in 2004, its inaugural season in the league. The Hokies added another league title in 2010. The Hokies also won BIG EAST Championships in 1995, 1996 and 1999, and played for the National Championship in the 2000 Nokia Sugar Bowl.

The Hokie baseball program broke out a record season in 2010, earning national top-25 rankings for the first time since 1992 and posting seven wins over top-10 teams. The Hokies' season ended with a loss to South Carolina in the NCAA Regional at Columbia, S.C. Subsequently, a school-record seven Hokies were chosen in the 2010 Major League Baseball First-Year Player Draft.

During the 2010-2011 season, the men's basketball team advanced to the NIT for the fourth-straight year, after a huge victory over No. 1 Duke at Cassell Coliseum. Led by AP All-American Malcolm Delaney, the Hokies finished with a 22-12 record. The women's basketball team has advanced to the postseason 12 times in the past 17 years.

In 2005, Spyridon Jullien won NCAA titles in the indoor weight throw and the outdoor hammer throw, bringing the school its first-ever NCAA championships in any sport. A year later as a senior, Jullien won both titles again, and during the 2009 outdoor season Tech's Marcel Lomnický won the national title in the hammer. The women's track and field team won back-to-back titles in both the 2007 and 2008 Indoor and Outdoor

ACC Championships. In 2010, hurdler Queen Harrison, who participated in the 2008 Olympic Games, captured the NCAA Indoor Championship in the 60-meter hurdles. A large contingent of Hokies from the men's and women's track & field teams participated in the NCAA Outdoor Championships. Harrison made NCAA history when she won both the 100- and 400-meter hurdle events, marking the first time a woman has swept both hurdles events in the same NCAA national meet. Tech's women's and men's squads finished fifth and 10th, respectively, in the team standings.

In 2010-11, the track team continued their success, as Alexander Ziegler and Dorotea Habazin won the men's and women's hammer throw in the outdoor championship. In all, the women's team finished in fifth place, highest ever for a Hokie track team and a total of 12 athletes between the two programs earned first and second team All-America honors in the outdoor season after Tech gained four All-Americans in the indoor championship. In the 2011-12 season, Ziegler repeated his national title from the year before and the Hokies' men's team finished fifth nationally, their highest-ever finish.



Scott Vincent and the Hokies advanced to the 2012 NCAA Division I Men's Golf Championship at the famed Riviera Country Club in Los Angeles, where the team finished 24th overall.




In 2010, Queen Harrison made NCAA history when she won both the 100- and 400-meter hurdle events, marking the first time a woman has swept both hurdles events in the same NCAA national meet.

The men's soccer program advanced to the NCAA College Cup for the first time in history in 2007, while the women's soccer program earned its first Sweet 16 appearance in 2009, and collected its third-consecutive NCAA Tournament bid in 2010. The Virginia Tech volleyball team earned its first-ever NCAA Tournament bid in 2010.

In 2001, the Hokie golf team won a nation's best six tournaments, including the BIG EAST Golf Championship, and went on to record an eighth-place finish at the 2001 NCAA Golf Championship. In 2007, the Hokies tied for the ACC tournament title and last spring, the Hokies advanced to the NCAA Division I Men's Golf Championship at the Riviera Country Club in Los Angeles, where they finished 24th overall. In 2007, the women's softball team advanced to the NCAA Tournament for the third straight year and made its first appearance at the Women's College World Series. Led by National Player of the Year, Angela Tincher, Tech posted back-to-back ACC Tournament titles.

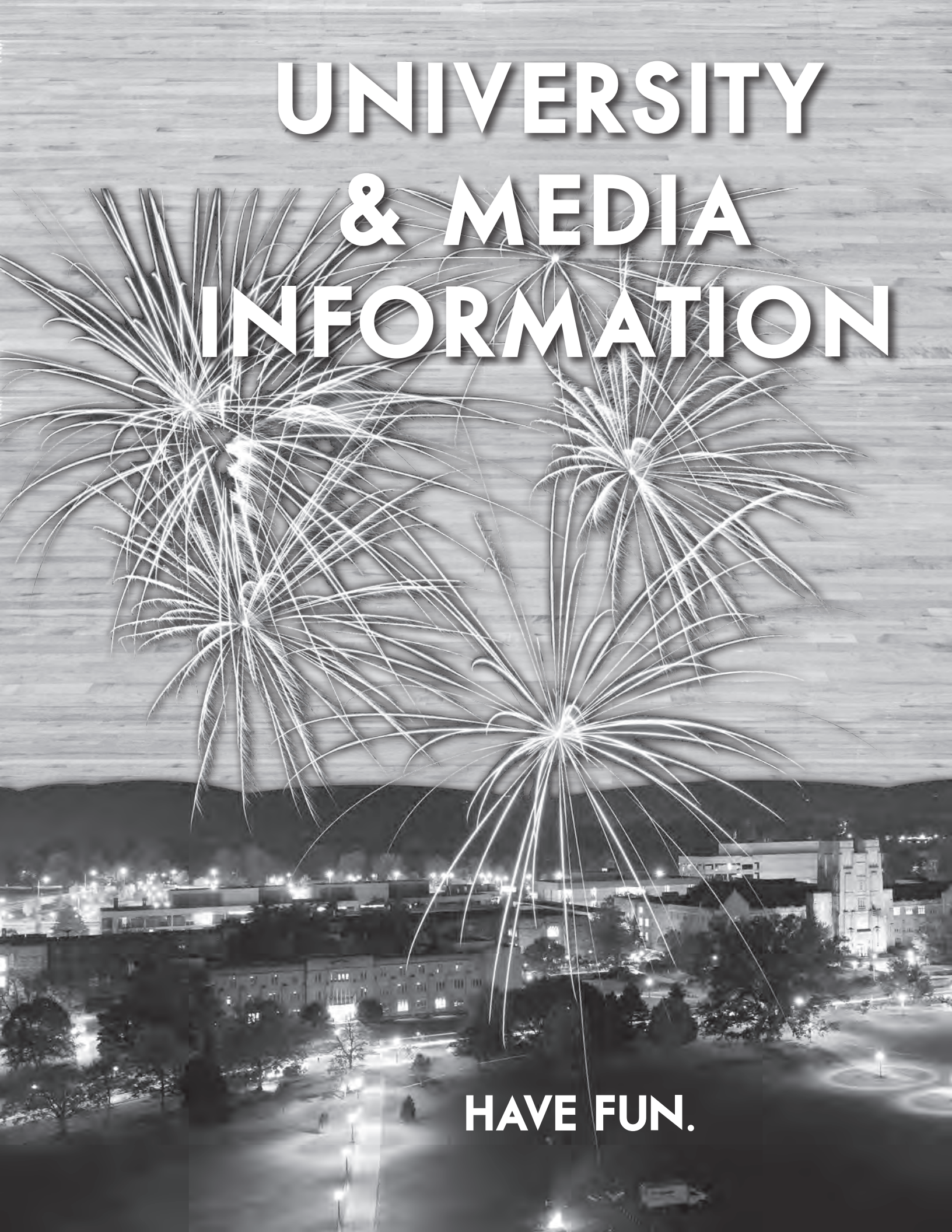
Many individuals have also participated in NCAA postseason competition in recent years, including Hokies from wrestling, tennis, swimming, golf, cross country and track & field. The men's and women's swimming and diving programs sent a combined seven athletes to the NCAA Championships in 2009-2010, coming home with two individual All-Americans and an Honorable Mention All-America Relay Team in the 800 freestyle. The wrestling team finished the 2011-12 season ranked 11th nationally, while the men's tennis team made its sixth straight appearance in NCAA postseason competition.

HOKIES



WORK HARD.

PLAY HARD.



UNIVERSITY & MEDIA INFORMATION

HAVE FUN.

Dedicated to its motto, *Ut Prosim* (That I May Serve), Virginia Tech takes a hands-on, engaging approach to education, preparing scholars to be leaders in their fields and communities. As the commonwealth's most comprehensive university and its leading research institution, Virginia Tech offers 215 undergraduate and graduate degree programs to more than 30,000 students and manages a research portfolio of \$450 million. The university fulfills its land-grant mission of transforming knowledge to practice through technological leadership and by fueling economic growth and job creation locally, regionally, and across Virginia.

LEARNING

Virginia Tech's challenging academic standards attract high-achieving students. More degree programs are available through the university's eight colleges (Agriculture and Life Sciences, Architecture and Urban Studies, Engineering, Liberal Arts and Human Sciences, Natural Resources and Environment, Pamplin College of Business, Science, and Virginia-Maryland Regional College of Veterinary Medicine) and Graduate School than at any other university in the commonwealth. Some 93 percent of all departments offer e-learning courses.

DISCOVERY

The university's groundbreaking research transforms lives and communities. Virginia Tech ranks in the top 50 research universities in the United States, and with more than 100 research centers and seven university-wide research institutes, the university also consistently ranks among the top institutions in industry-supported research. Tech's nationally and internationally recognized faculty and motivated students are involved in more than 3,500 research projects in fields ranging from biotechnology to materials, from the environment and energy to food and human health, and from transportation to computing information.

ENGAGEMENT

As part of Virginia Tech's outreach mission and in adherence to its motto, the university serves and engages the citizens of the commonwealth, the nation, and the world. The university is involved in a multitude of economic and community development projects, many of which focus on education and the dissemination of knowledge to the global society in which we live.


Professionals, organizations, and communities tap Virginia Tech's vast resources, expertise, and research results through hundreds of continuing and professional

education programs and five campus centers located throughout the commonwealth. The institution has a long history of providing innovative distance-learning techniques to meet the various needs of working adults and other nontraditional students.

The Inn at Virginia Tech and Skelton Conference Center on campus and The Hotel Roanoke & Conference Center in Roanoke, both owned by Virginia Tech, support the university's outreach mission by working with faculty to plan and host conferences and continuing education and professional programs.

Virginia Tech manages more than \$92 million in funded economic development projects in 44 countries and encourages faculty members to develop global course content and study-abroad opportunities for students. In 2011-12, more than 2,230 students from more than 100 foreign countries studied at Tech, while more than 1,200 Virginia Tech students studied abroad.

Virginia Cooperative Extension, operated jointly by Virginia Tech and Virginia State University, has been helping people improve their economic, cultural, and social well-being for nearly a century. With 106 city/county offices, tens of thousands of volunteers, and programs across the state, Extension reaches and teaches millions of Virginians annually.



Burruss Hall



AT A GLANCE

- Located in Blacksburg, Virginia
- Comprised of nine colleges and the Graduate School
- Approximately 65 bachelor's degree programs
- Approximately 150 master's and doctoral degree programs
- Total enrollment on and off campus is about 31,000
- Main campus includes more than 125 buildings, 2,600 acres and an airport
- Ranks 47th in university research expenditures in the United States
- Adjacent Corporate Research Center
- The Virginia Tech Carilion School of Medicine and Research Institute opened in fall 2010.
- The Virginia Tech Research Center – Arlington opened in 2011

interesting facts & figures

- The university's annual budget for 2012-13 is more than \$1.2 billion.
 - Virginia Tech has approximately 225,000 living alumni from every state and more than 100 countries.
 - All campus facilities, including residence halls, have high-speed connections to voice, data and video communications.
 - Virginia Tech's fully computerized library contains more than 2.3 million volumes, an array of specialized collections and numerous electronic databases.
 - Virginia Tech is one of three public universities in the country that offers the combined advantages of a military-style leadership development program – here it is through the Virginia Tech Corps of Cadets – and a traditional academic and social life.
 - The Princeton Review ranked Virginia Tech in the top 50 nationally among public universities in its "Best Value Colleges" for 2011.
 - U.S. News & World Report ranked the College of Engineering's undergraduate program 15th in the nation and its graduate program 24th.
- A Wall Street Journal survey of 479 employers in 2010 ranked Virginia Tech 13th in the nation for preparing graduates to succeed on the job.
 - DesignIntelligence ranked Virginia Tech's undergraduate architecture program third in the nation for 2012.
 - Dining Services was ranked second in the nation for Best Campus Food in 2011 by the Princeton Review and No. 3 in the nation in 2010 by the Parents and Colleges publication.
 - The university's Department of Forest Resources and Environmental Conservation was ranked second in North America in recent study conducted by Auburn University.
 - Virginia Tech, with an average starting salary of \$51,600 for graduates, ranked fifth in the nation in that metric among NCAA Football Bowl Subdivision (FBS) schools, behind Stanford, Duke, Georgia Tech and Notre Dame, according to the website Payscale.com.



charles steger

UNIVERSITY PRESIDENT

Now in his thirteenth year as President of Virginia Tech, Dr. Charles Steger is pursuing the course he laid out to establish Virginia Tech among the nation's premier research institutions. Steger has provided visionary leadership in the creation and implementation of a bold vision and strategic plan, with a demand for quality across all aspects of the academic enterprise. Among the highlights of his presidency to date are the university's adoption of the Principles of Community (2005) and the Virginia Tech Climate Action Commitment (2009). In the minds of many, Steger will best be remembered for making the impossible a reality. He will be forever credited with negotiating Virginia Tech's entrance into the Atlantic Coast Conference in 2004 – a 50-year dream-come-true for Hokie fans. He is currently the Chairman of the Bowl Championship Series (BCS) Presidential Oversight Committee.

One of the most exciting new initiatives to become reality was the completion of the new 144,000-square-foot Virginia Tech Research Center-Arlington (VTRC-A) in 2011 to enhance the university's presence in the National Capital Region and ability to compete for major research grants and contracts.

In addition, the Virginia Tech Carilion Research Institute is fully operational in a new 152,000-square-foot building in Roanoke. VTCRI is now the hub for the world-wide interactive functional brain imaging network.

Another initiative on the horizon is the new Center for the Arts that will open in the fall of 2013. This 130,000-square-foot facility will feature a 1,300-seat performance hall, visual art galleries, and innovative creative technology lab spaces. At the intersection of North Main Street and Alumni Mall, its location symbolizes the university's commitment to the arts and its importance to the university and the broader community.

Since Steger became president, the university has added over 2.4 million square feet of space, mostly in new construction. This surpasses all

growth that occurred over the entire period between 1872 and 1960.

During his tenure, the university's annual research expenditures have increased more than 300 percent, now topping \$450 million. According to the National Science Foundation (NSF), Virginia Tech is the only Virginia university to rank in the top 50 out of 679 universities in the nation in sponsored research.

A hallmark of Steger's administration is his commitment to the students. With his leadership, the university has reaffirmed its core mission of undergraduate education. The university is dedicated to fostering a research-intensive environment that offers students an opportunity to learn the scientific process while enhancing their critical-thinking skills. Recognizing that graduates will be entering a global economy, Virginia Tech initiated a comprehensive International Strategic Plan and has doubled the number of students participating in international education opportunities.

In 2010, Steger was selected as a recipient of the Michael P. Malone International Leadership Award, sponsored by the Association of Public and Land-grant Universities. During his presidency, five international centers have been established around the globe, and another is being developed in India. While dean of CAUS, Steger was the driving force behind the establishment of Virginia Tech's Center for European Studies and Architecture in Switzerland, which has hosted hundreds of study abroad students from departments across the university.

In 2011, the university successfully completed an aggressive fundraising campaign to "invent the future," surpassing the \$1 billion goal by more than \$100 million. These funds provide the university with a margin of excellence for its academic agenda. Private support from Virginia Tech's alumni and friends continues to play an essential role in this university community.

Steger received his Bachelor of Architecture



degree, Master of Architecture degree, and Ph.D. in Environmental Science and Engineering from Virginia Tech. His passion for teaching led him to leave a career in the private sector as a professional architect and planner to return to Virginia Tech to teach in the College of Architecture and Urban Studies (CAUS). When he became Dean in 1981 at the age of 33, he was the youngest architecture dean in the nation. After 12 years in that role, he was appointed Vice President for Development and University Relations (1993-2000) before being named President in 2000.

Steger is a Fellow in the American Institute of Architects (AIA) and holds the William C. Noland Award and the Distinguished Achievement Award from the Virginia Society AIA. The New Century Technology Council awarded him its 2004 Compass Award for visionary thinking and leadership in the field of information technology.

Credited with calm leadership during a very difficult period, President Steger led the university through an extended recovery period in the aftermath of the April 2007 tragedy.

In 2009, President Steger received the Chief Executive Leadership Award from the Council for the Advancement and Support of Education (CASE) District III for outstanding leadership and service in support of education.

principles of community

Virginia Tech is a public land-grant university, committed to teaching and learning, research and outreach to the commonwealth of Virginia, the nation and the world community. Learning from the experiences that shape Virginia Tech as an institution, we acknowledge those aspects of our legacy that reflected bias and exclusion.

Therefore, we adopt and practice the following principles as fundamental to our on-going efforts to increase access and inclusion and to create a community that nurtures learning and growth for all of its members:

We affirm the inherent dignity and value of every person and strive to maintain a climate for work and learning based on mutual respect and understanding.

We affirm the right of each person to express thoughts and opinions freely. We encourage open expression within a climate of civility, sensitivity and mutual respect.

We affirm the value of human diversity because it enriches our lives and the university. We acknowledge and respect our differences while affirming our common humanity.

We reject all forms of prejudice and discrimination, including those based on age, color, disability, gender, national origin, political affiliation, race, religion, sexual orientation and veteran status. We take individual and collective responsibility for helping to eliminate bias and discrimination and for increasing our own understanding of these issues through education, training and interaction with others.

We pledge our collective commitment to these principles in the spirit of the Virginia Tech motto of *Ut Prosim* (That I May Serve).

jim weaver

DIRECTOR OF ATHLETICS



James C. Weaver, whose innovative ideas and work as a reformer have made him one of college athletics' most popular administrators, is the director of athletics at Virginia Tech.

Weaver, 67, was appointed on Sept. 24, 1997, and has been a tireless leader on behalf of Tech athletics. His efforts were recognized in 2009 when he accepted the prestigious John L. Toner Award, which is presented annually by the National Football Foundation & College Hall of Fame. The award is given to a director of athletics who has demonstrated superior administrative abilities and shown outstanding dedication to college athletics, particularly college football.

In his 15 years on the job at Tech, Weaver has taken steps to place increased emphasis on projects benefiting student-athletes. Under his leadership, the athletics department entered into a comprehensive agreement with NIKE beginning in 2007-08 that provides uniforms, clothing and equipment for all Virginia Tech varsity teams over an eight-year period. He created a comprehensive awards program for letterwinners and has initiated and funded an annual awards banquet. The Monogram Club was revitalized in 1998 and provides several benefits to former Hokie athletes, trainers and managers.

A top personal priority for Weaver is the continuing improvement of Tech's facilities. Progress is evident in a number of new facilities now in use or currently under construction.

A new football locker room and lounge has been constructed adjacent to Jamerson Athletic Center. The three-story building was completed in 2010 and features a spacious locker room for players and coaches, as well as a lounge on the second floor and a wrestling facility on the third floor. The vacated space in Jamerson has been renovated to provide expanded weight training, sports medicine and locker room facilities for Olympic sport teams.

Plans for a new indoor football practice facility have been approved. This project calls for a regulation-sized AstroTurf surface in a field house conveniently located near the outdoor football practice field. This will allow the indoor track to stay up year-round in Rector Field House.

The remodeling of Lane Stadium's west side was completed in time for Tech's 2006 home opener. It involved the construction of additional new luxury suites, a new President's area, four private club seating areas, a ticket office, athletic fund offices, a memorabilia area and a new student academic services area.

Tech's basketball staffs and teams moved into their new practice facility in 2009. The \$20 million building boasts two practice gyms, a 3,000 square-foot basketball weight room, coaches' offices, film rooms and locker rooms.

Weaver presided over Tech's move into the Atlantic Coast Conference in 2004-05, when Virginia Tech and Miami were officially introduced as the 10th and 11th members of the ACC, effective July 1, 2004.

Weaver renegotiated Tech's multimedia rights contract with IMG College, creating an agreement which went into effect in 2008-09 and extends for 10 years to provide enhanced revenue for the athletics department. In the Fall of 2000, Weaver arranged a joint venture with IMG to commit \$2 million to purchase new scoreboards, upgrade sound systems, install an L.E.D. video display screen at Lane Stadium (which was enlarged for the 2005 season) and place two wall-mount L.E.D. video screens in Cassell Coliseum.

Weaver came to Tech from Western Michigan University where he was director of athletics from January 1996 until he came to Blacksburg. Prior to that, he was AD for three and a half years at UNLV, where he reconstructed a troubled athletic department.

Weaver says that various schools' interest in him as a reformer through the years can be traced to Penn State.

It was with the Nittany Lions' football team that Weaver first made a name for himself in athletics. He was a center and linebacker on Penn State teams coached by the legendary Rip Engle and Joe Paterno. A native of Harrisburg, Pa., Weaver was recruited to Penn State by Engle.

Weaver graduated from Penn State in 1967 with a bachelor's in psychology and rehabilitation education. He received a master's in college counselor education, also from Penn State, in 1968.

Weaver started a coaching career as an

assistant at Penn State for six seasons. During that time, the Lions played in five bowl games – the Cotton, Gator, Sugar and Orange (twice).


He later was the offensive coordinator at Iowa State and head coach for one season at Villanova in 1974. He also spent five years as an assistant professor at Clarion State and three years as director of franchise sales at Athletic Attic.

Prior to landing the athletic director's job at UNLV, Weaver spent nine years at the University of Florida. He was a strong force at Florida in the field of compliance and concluded his time there as associate athletics director.

Weaver drew rave reviews at UNLV for his fund-raising expertise. He generated nearly \$15 million in his time there and built a new athletic complex.

While at Western Michigan, Weaver announced creation of a \$7 million football center, stabilized fluctuating revenues and installed a CHAMPS Life Skills program.

Weaver and his wife Traci have four sons – Josh, Paul, Cole and Craig.



Weaver poses with his wife Traci and four sons – (l-r) Paul, Josh, Craig and Cole – after being presented the Toner Award in 2009.

athletics administration

MANAGEMENT STAFF



Sharon McCloskey
Senior Associate A.D./Senior
Woman Administrator



Tim East
Associate A.D. for
External Affairs



Tom Gabbard
Associate A.D. for
Internal Affairs



Chris Helms
Associate A.D. for
Olympic Sports



Jon Jaudon
Associate A.D. for Administration



John Ballein
Associate A.D. for
Football Operations



Mike Gentry
Associate A.D. for
Athletic Performance



Mike Goforth
Associate A.D. for
Sports Medicine



Tim Parker
Associate A.D. for Compliance



Lisa Rudd
Associate A.D. for Financial Affairs



Reyna Gilbert-Lowry
Assistant A.D. for
Student Life



Jermaine Holmes
Director of Student-Athlete
Academic Support Services



Pam Linkous
Director of Human Resources
and NCAA Initiatives



Lu Merritt
Director of Development for
Intercollegiate Athletics



Dave Smith
Assistant A.D. for Athletics
Communications



Sandy Smith
Assistant A.D. for Ticketing Services



Cara Walters
Game Operations Manager



Jeremy Wells
Assistant A.D. for Marketing &
Promotions



Russ Whitenack
Director of the Monogram Club

department directory

VIRGINIA TECH ATHLETICS

- Jamerson Athletics Center
- Cassell Coliseum
- Merryman Center
- West Side Lane Stadium
- Hahn Hurst Basketball Practice Center
- Blacksburg, VA 24061
- All phone numbers are area code 540

ADMINISTRATION

Jim Weaver	Director of Athletics	231-3977
Sharon McCloskey	Senior Associate Director of Athletics/Senior Woman Administrator	231-8137
Tim East	Associate Director of Athletics for External Affairs	231-6600
Tom Gabbard	Associate Director of Athletics for Internal Affairs	231-1828
Chris Helms	Associate Director of Athletics for Olympic Sports	231-3869
Jon Jaudon	Associate Director of Athletics for Administration	231-1830
John Ballein	Associate Athletics Director for Football Operations	231-9988
Tim Parker	Associate Director of Athletics for Compliance	231-2937
Mike Gentry	Associate Director of Athletics for Athletic Performance	231-2984
Reyna Gilbert-Lowry	Assistant Director of Athletics for Student Life	231-3956
Mike Goforth	Associate Director of Athletics for Sports Medicine	231-7742
Lisa Rudd	Associate Director of Athletics for Financial Affairs	231-6553
Dave Smith	Assistant Athletics Director for Communications	231-9965
Sandy Smith	Assistant Athletics Director for Ticketing Services	231-6731
Jeremy Wells	Assistant Athletics Director for Marketing & Promotions	231-2515
Pam Linkous	Director of Human Resources and NCAA Initiatives	231-3142

ADMINISTRATIVE SUPPORT

Maryanne Baffi	Administrative Assistant (Baseball, Softball, Wrestling)	231-3671
Jean Ann Bailey	Administrative Assistant, Marketing and Promotions	231-2371
Vickie Graham	Receptionist	231-9984
Lisa Maddox	Administrative Assistant, Olympic Sports	231-9415
Penny Martin	Administrative Assistant to SWA and External Affairs	231-8137
Theresa Repass	Sports Medicine Clerk	
Alison Whittaker	Administrative Assistant, Olympic Sports	231-5037
Vacant	Administrative Assistant, Olympic Sports	231-6351
Carmela Smith	Administrative Assistant to the Athletics Director	231-3977
Shelby Smith	Internal Affairs, Golf	231-6265
Sandy Weber	Office Manager, Sports Medicine/Athletic Performance	231-7741
Joyce Wynn	Administrative Assistant, Administration	231-5497

ATHLETIC FUND 231-6618

Lu Merritt	Director of Development for Intercollegiate Athletics	
John Moody	Senior Assistant to the Director of Development, Intercollegiate Athletics	
Diana Adkins	Alumni Program Coordinator	231-8481
Brandy Barrow	Fiscal Technician	231-0484
Terry Bolt	Director of Development for Special Gifts and the Athletic Annual Fund	
Jane Broadwater	Executive Secretary	
Scott Davis	Associate Director of Development	231-1936
David Everett	Director of Major Gifts for Intercollegiate Athletics	
Sharon Linkous	Accountant	231-5851
Dana Partin	Fiscal Assistant	231-5013
Brian Thornburg	Associate Director of Development	

ATHLETIC PERFORMANCE

Mike Gentry	Associate Director of Athletics for Athletic Performance	231-2984
Gary Bennett, Ph.D.	Sport Psychologist	231-2556
Megan Evans	Strength & Conditioning Coordinator for Olympic Sports	231-7386
Ryan Shuman	Strength & Conditioning Coordinator for Olympic Sports	231-1407
Jennie Schafer	Director of Sports Nutrition	231-9910
Jarrett Ferguson	Director of Strength & Conditioning for Football	231-8207
David Jackson	Director of Strength & Conditioning for Basketball Programs	231-7857
Terry Mitchell	Director of Strength & Conditioning for Olympic Sports	231-7386
Keith Short	Strength & Conditioning Coordinator for Football	231-8207
Brandon Dillard	Coordinator for Basketball Programs	

DEPARTMENT DIRECTORY

ATHLETICS COMMUNICATIONS.....231-6726

Dave Smith.....Assistant Athletics Director for Communications

Anne Panella.....Publications Director231-7684

Bill Dyer.....Associate Director231-8852

April Goode.....Associate Director.....231-8823

Bryan "BJ" Johnston.....Associate Director231-3387

Dave Knachel.....Photography Coordinator.....231-1838

Marc Mullen.....Assistant Director, Inside Hokie Sports231-1894

Rachel Perreault.....Assistant Director.....231-2228

Jimmy Robertson.....Editor, Inside Hokie Sports.....231-4134

Damian Salas.....Director, Internet Services/Webmaster231-8816

Mary Francis Czarsty...Graphic Designer/Web Designer.....231-6756

Stacey Wells.....Graphic Designer/Web Designer.....231-6329

Donna Smith.....Administrative Assistant.....231-6726

BASEBALL.....231-3671

Pete Hughes.....Head Coach

Mike Kunigonis.....Assistant Coach231-3098

Pat Mason.....Associate Head Coach.....231-9976

BASKETBALL (MEN'S)231-6725

James Johnson.....Head Coach

Kurt Kanaskie.....Assistant Coach

Mark Byington.....Assistant Coach

Ramon Williams.....Assistant Coach

Andrew Moore.....Director of Men's Basketball Operations231-4412

Winston Curry.....Video Coordinator231-9978

Sharon Spradlin.....Administrative Assistant.....231-6725

BASKETBALL (WOMEN'S)231-4998

Dennis Wolff.....Head Coach

Chantelle Anderson.....Assistant Coach

Billi Godsey.....Assistant Coach

Tom Joyce.....Assistant Coach

Bill Old.....Dir. of Women's Basketball Operations231-7629

Dianne Santolla.....Administrative Assistant.....231-4998

BUSINESS OFFICE

Lisa Rudd.....Associate A.D., Financial Affairs231-6553

Michelle Collins.....Business Manager.....231-6590

Gary Steck.....Assistant Business Manager.....231-2196

Jeannie Lafon.....Financial Services Specialist.....231-9200

Darla Chudzik.....Administrative Services Manager231-7116

Stuart Cochran.....Travel Coordinator.....231-6351

CENTERPLATE CONCESSIONS

Doug Dodson.....231-3279

COMPLIANCE

Tim Parker.....Associate A.D. for Compliance231-2937

Vacant.....Assistant A.D. for Compliance231-2696

Heather LaFon.....Director of Compliance.....231-0644

Vickie Sarfo-Kantanka.....Assistant Director, Compliance.....231-8645

Bridget Brugger-McSorley...Assistant Director, Compliance.....231-4776

EQUIPMENT.....231-9967

Lester Karlin.....Director of Equipment Services

Eric Cross.....Assistant Equipment Manager.....231-6203

Shawn Fizer.....Assistant Equipment Manager.....231-4696

Reuben Moguel.....Assistant Equipment Manager.....231-0995

FACILITIES, GAME OPERATIONS AND GROUNDS

Eric Bremner.....Landscape/Horticulture Manager231-2840

Jerry Cheynet.....Game Operations Coordinator231-6067

Greig Denny.....Director, Burrows-Burleson Tennis Center/
Field House.....231-5908

Jessica Hartman.....Assistant Manager, Burrows-Burleson
Tennis Center.....231-5908

Tyler Brewer.....Fields Coordinator (Baseball).....231-6067

Andy McReynolds.....Fields Coordinator231-6067

Buford Meredith.....Grounds Coordinator231-6067

Pete Pool.....Facilities Coordinator (Stadium).....231-6067

Emerson Pulliam.....Fields Coordinator231-6067

Kent Sheets.....Facilities Manager231-2199

FACILITIES, GAME OPERATIONS AND GROUNDS (continued)

James Torgersen.....Facilities Manager231-7584

Ronnie Turpin.....Maintenance Supervisor231-6067

Casey Underwood.....Director of Outside Facilities.....231-6067

Don Vaughn.....Game Operations Assistant.....231-8284

Cara Walters.....Game Operations Manager.....231-9963

FOOTBALL

Frank Beamer.....Head Coach.....231-4132

Coaching Staff.....231-6368

Shane Beamer, Cornell Brown, Bud Foster, Torrian Gray, Curt Newsome,
Mike O'Cain, Kevin Sherman, Bryan Stinespring, Charley Wiles

Billy Hite.....Assistant to Head Coach/Senior Advisor

Jim Cavanaugh.....Director of Recruiting and High School Relations

John Ballein.....Associate A.D. for Football Operations.....231-9988

Bruce Barnes.....Deputy Director of Football Operations.....231-9991

Diana Clark.....Executive Secretary to Head Coach231-4132

Lisa Marie.....Administrative Assistant.....231-6368

Kristie Verniel.....Administrative Assistant.....231-9991

GOLF (MEN'S)

Jay Hardwick.....Head Coach.....231-6435

Brian Sharp.....Associate Head Coach.....231-6435

HOUSEKEEPING

Connie Amos.....Cassell/Jamerson/Merryman.....231-2199

Kelly Cahill.....Stadium231-6067

Kathy Carter.....Cassell/Jamerson/Merryman.....231-2199

Tree Dove.....Supervisor (Cassell/Jamerson/Merryman)..231-2199

Sandra Duncan.....Stadium231-6067

Paul Farrier.....Cassell/Jamerson/Merryman.....231-6067

Chester Handy.....Cassell/Jamerson/Merryman.....231-2199

Clara Kinzie.....Stadium231-6067

Eddie Mataj.....Stadium231-6067

Delores Rose.....Cassell/Jamerson/Merryman.....231-2199

Pandora Ross.....Cassell/Jamerson/Merryman.....231-2199

Susan Slade.....Cassell/Jamerson/Merryman.....231-2199

INFORMATION SYSTEMS

Tommy Regan.....Director of Information Systems231-7539

Chris Mayer.....Computer Technician231-9361

IMG COLLEGE961-7604

Steve Barry.....General Manager

Jeff Schumate.....Associate General Manager

Jon Zeitz.....Senior Account Executive

Kyle Winchester.....Account Executive

Ashleigh Waddle.....Marketing Assistant

Bill Roth.....Director of Broadcast Operations

Andrew Allegretta.....Assistant Director of Broadcasting

Mike Burnop.....Broadcast Commentator/
New River Office Supply.....552-6611

LACROSSE (WOMEN'S)

Megan Burkner.....Head Coach.....231-8285

Lindsay Lewis.....Assistant Coach231-9454

Sarah Jonson.....Assistant Coach231-2776

MARKETING & PROMOTIONS

Jeremy Wells.....Assistant A.D. for Marketing & Promotions...231-2515

Jimmy Skiles.....Director of Marketing & Promotions.....231-3236

Grant Duncan.....Assistant Director.....231-2038

Anna Grandle.....Assistant.....231-8783

MONOGRAM CLUB

Russ Whitenack.....Director.....231-9156

SOCCER (MEN'S)231-7143

Mike Brizendine.....Head Coach

Patrick McSorley.....Assistant Coach

Jeff Kinney.....Assistant Coach

SOCCER (WOMEN'S)

Chugger Adair.....Head Coach.....231-6660

Erin Lycan.....Assistant Coach231-6859

Andrew Kopp.....Assistant Coach231-6660



SOFTBALL

Scot Thomas..... Head Coach.....231-2720
 Al Brauns Associate Head Coach.....231-1804
 Barbara Sherwood..... Assistant Coach231-3063

SPIRIT (CHEER, DANCE, HOKIEBIRD MASCOT)

Rickey Hill..... Spirit Coach.....231-5744
 Grant Duncan HokieBird Information231-2038

SPORTS MEDICINE/ATHLETIC TRAINING.....231-7741

Mike Goforth..... Associate A.D. for Sports Medicine.....231-7742
 Katie Baer Athletic Trainer231-2711
 Sean Collins..... Athletic Trainer231-6410
 Keith Doolan Athletic Trainer231-2187
 Dave Dietter Athletic Trainer231-7269
 Jimmy Lawrence..... Athletic Trainer231-5690
 Amy Kunogonis Athletic Trainer231-9691
 Freddy Purnell Athletic Trainer231-2284
 Greg Beato, D.O..... Physician231-5983
 Gunnar Brolinson, D.O..... Physician231-5983
 Mark Rogers, D.O., M.A..... Physician231-4000
 Greg Tilley, D.C. Chiropractor951-1183

STUDENT SERVICES

Reyna Gilbert-Lowry Assistant A.D. for Student Life.....231-3956
 Danny White Director of Student-Athlete Affairs231-1252

STUDENT-ATHLETE ACADEMIC SUPPORT SERVICES

Jermaine Holmes Director of Student Athlete
 Academic Support Services.....231-6165
 Katie Ammons Cross..... Associate Director231-2245
 Sarah Armstrong Associate Director231-9094
 Greg Beatty Assistant Director231-1415
 Mike Swanhart Assistant Director231-0481
 Antone Belt Assistant Director231-2243
 Cory Byrd..... Assistant Director231-1931
 Terrie Repass..... Administrative Assistant231-6165
 Beth Noteware Learning Specialist231-0476
 Emily Clinkhammer Learning Specialist.....231-1934
 Vacant..... Academic/Tutor Coordinator231-9986
 Justin King Intern

SWIMMING & DIVING (MEN'S & WOMEN'S)

Ned Skinner..... Director of Men's and Women's Swimming
 and Diving Program.....231-5086
 Ron Piemonte..... Head Men's and Women's Diving Coach.....231-3301

Sarah Stockwell..... Assistant Coach231-4768
 Reed Robelot..... Assistant Coach
 Aaron Bell..... Assistant Coach

TENNIS (MEN'S)

Jim Thompson..... Head Coach.....231-4589
 Stephen Huss..... Assistant Coach231-4845

TENNIS (WOMEN'S)

Terry Ann Zawacki-Woods.... Head Coach.....231-9971
 Fred Gomez..... Assistant Coach231-6504

TICKET OFFICE.....231-6731

Sandy Smith Assistant A.D. for Ticketing Services
 Stephen Medley Associate Ticket Manager
 Nancy Rodriguez..... Assistant Ticket Manager
 Corey Pelot Assistant Ticket Manager
 Darik Anderson..... Assistant Ticket Manager
 Monna Booth..... Ticket Office Assistant
 Bev Thomas Ticket Office Assistant

TRACK & FIELD AND CROSS COUNTRY (MEN'S & WOMEN'S)

Dave Cianelli Director of Track & Field
 and Cross Country231-3094
 Greg Jack..... Associate Head Coach,
 Men's Track & Field231-2154
 Charles Foster Assistant Coach, Track & Field231-9977
 Ben Thomas..... Cross Country and Distance Coach.....231-9978
 Stacey Vidt Technical Director231-6929

VIDEOGRAPHY

Kevin Hicks Director of Broadcasting
 and Visual Media.....231-9804
 Tom Booth Director of Video.....231-9990
 Jed Castro Producer.....231-9990
 Brian Walls Producer.....231-9990
 Megan Caligiuri Graphic Artist231-9990
 Scotty Fitch..... Web Content Editor231-9990

VOLLEYBALL (WOMEN'S)

Chris Riley Head Coach.....231-9972
 Shelbylynn McBride Assistant Coach231-1927
 Jen Malcom Assistant Coach

WRESTLING

Kevin Dresser..... Head Coach.....231-1135
 Tony Robie..... Associate Head Coach.....231-3185
 David Hoffman..... Assistant Head Coach.....231-1119

athletics communications



Dave Smith



Bill Dyer
Men's Basketball
Primary Contact



Rachel Perreault
Men's Basketball
Assistant Contact

Bill Dyer is in his 13th season as the media relations contact for the Virginia Tech men's basketball program. With more than 25 years experience in the athletics communications field, Dyer is in his sixth year as associate director in the office. He is a 1984 graduate of James Madison University and has made stops at Florida, Villanova, Syracuse and Appalachian State before arriving in Blacksburg.

Rachel Perreault begins her first year as an Assistant Director in the office and is the secondary contact with the men's basketball program. Perreault, a 2009 graduate of the University of Massachusetts, was the staff assistant in the office last year after serving as an intern for two years.

Dave Smith, in his 37th year at Virginia Tech, heads up the office as the assistant A.D. for athletics communications. Dyer, April Goode and Bryan Johnston serve as Associate Directors of Athletics Communications. Jimmy Robertson is the editor of *Inside Hokie Sports*. Perreault and Marc Mullen are Assistant Directors and Josh Mitchell and Kelly Shuman serve as interns in Athletics Communications.

Anne Panella directs the publications unit, while Dave Knachel is the photography coordinator. Mary Frances Czarsty and Stacey Wells serve as graphic/web designers. Damian Salas oversees the official website, hokiesports.com. Donna Smith serves as the administrative assistant and first contact person for the office.



Bryan Johnston



April Goode



Jimmy Robertson



Marc Mullen



Anne Panella



Dave Knachel



Damian Salas



Mary Frances Czarsty



Stacey Wells



Donna Smith

communications staff directory

**460 Jamerson Athletic Center (0502)
Blacksburg, VA 24061**
Office Phone: (540) 231-6726
Office Fax: (540) 231-6984
Dyer at Home: (540) 552-8461
Dyer Cell: (540) 998-5906

Name	Title	Office Phone	E-mail
Dave Smith	Assistant A.D. for Athletics Communications	(540) 231-6726	vtSid@vt.edu
Bill Dyer	Associate Director, Athletics Communications	(540) 231-8852	wdyer@vt.edu
April Goode	Associate Director, Athletics Communications	(540) 231-8823	aprgoo@vt.edu
Bryan Johnston	Associate Director, Athletics Communications	(540) 231-3387	blj@vt.edu
Marc Mullen	Assistant Director, Athletics Communications	(540) 231-1894	marcm@vt.edu
Rachel Perreault	Assistant Director, Athletics Communications	(540) 231-2228	rachelp5@vt.edu
Jimmy Robertson	Editor, <i>Inside Hokie Sports</i>	(540) 231-4134	jrob@vt.edu
Donna Smith	Secretary for Athletics Communications	(540) 231-6726	sidsec@vt.edu
Kelly Shuman	Intern	(540) 231-1494	kellys3@vt.edu
Josh Mitchell	Intern	(540) 231-6892	jjmitch@vt.edu

hokiesports.com

The following offices are located in 404 Cassell Coliseum:

Anne Panella	Publications Director	(540) 231-7684	apanella@vt.edu
Dave Knachel	Photography Coordinator and Designer	(540) 231-1838	dknachel@vt.edu
Damian Salas	Director and Webmaster, hokiesports.com	(540) 231-8816	dsalas@vt.edu
Mary Frances Czarsty	Graphic/Web Designer	(540) 231-6756	mfczars@vt.edu
Stacey Wells	Graphic/Web Designer	(540) 231-6329	swells86@vt.edu

media information

PRESS SERVICES

The Virginia Tech Athletics Communications Office will be available throughout the 2012-13 basketball season to accommodate any media requests. Following are some guidelines that will make it easier for media members to cover the Virginia Tech men's basketball team. Any additional questions should be directed to Bill Dyer, athletics communications director for men's basketball or Rachel Perreault, assistant director of athletics communications.

PRESS CREDENTIALS

Once again this season, Virginia Tech will use an on-line credentialing system. Email Bill Dyer at wdyer@vt.edu for instructions.

Requests for press credentials are screened with care to ensure a working press row. Traditional print, television and radio (media agency) regularly assigned to cover Virginia Tech and the visiting school, as well as national news-gathering agencies, will receive first priority. Any abuse of a working credential will result in the media agency losing credential privileges.

Priorities

1. Originating radio and television personnel involved in a live television or radio broadcast of a Virginia Tech intercollegiate athletic competition.
2. Daily newspapers, wire services, and regional and national publications that regularly and substantially report on Virginia Tech intercollegiate athletics.
3. Non-originating radio and television personnel producing reports on a Virginia Tech intercollegiate athletic competition. Only local radio stations with a full-time sports director conducting a regular and substantial sports show reporting on Virginia Tech intercollegiate athletics receive consideration for credentials.
4. Officially recognized Virginia Tech student publications and daily student electronic media outlets that regularly and substantially report on Virginia Tech intercollegiate athletics.
5. Requests submitted by the opposing team's Sports Information Director.
6. Official websites of Atlantic Coast Conference schools, non-conference opponents, and the Atlantic Coast Conference office.
7. Non-daily newspapers or publications that regularly and substantially report on Virginia Tech intercollegiate athletics.
8. NBA scouts.
9. Online entities that meet the requirements set out in guideline 7, below.

Guidelines

1. Season media credentials are issued to those organizations that report on Virginia Tech intercollegiate athletics on a regular and substantial basis, as outlined above.
2. With the exception of Hokie beat reporters reporting on the team on a daily basis and producing daily reports, all passes are approved and issued on a game-by-game basis.
3. All passes and credentials are non-transferable without prior approval from the Virginia Tech Athletic Communication Office. Passes used by any member of a credentialed outlet without specific editorial assignment or by non-working members of the organization are subject to revocation upon University request.
4. Due to limited space and to ensure compliance with NCAA guidelines, credentials for "free-lance" writers or photographers will not be considered without a specific assignment received in writing by the assigning organization.
5. Virginia Tech and the NCAA prohibit the issuance of credentials to representatives of an organization that regularly publishes gambling information, such as "tout sheets" or "tip sheets." Virginia Tech will not issue credentials to organizations whose primary function is to deliver news related to the recruitment of student-athletes, unless owned and operated under a national, parent company.
6. No credentials will be issued to individuals under the age of 18. Admission to media facilities are for working media only.
7. Credentials may be issued: a) to online entities that are affiliated with a national media organization; or, b) to online entities that host a website that regularly and substantially reports on Virginia Tech intercollegiate athletics, and employs for that Virginia Tech-dedicated website at least two full-time, salaried employees who write a substantial majority of all material posted on the site. Neither independent bloggers, nor fan sites where anyone can submit articles for publication, will be credentialed. Online entities must register at least 20,000 legitimate unique users per month in each of the past 12 months, and must have been in existence for a minimum of three years, to be given consideration.
An online entity that meets the requirements of either 7.a) or 7.b) and which sponsors message boards (free or pay) or chat rooms may be credentialed only if the entity enforces its policies regarding abusive, discriminatory and inflammatory material.

8. University personnel may deny or revoke credentials without notice and an individual shall surrender his/her credential upon request for: noncompliance with the priorities or guidelines set out in this policy; noncompliance with health, safety, or security directives issued regarding University athletic events; violations of University, Department of Intercollegiate Athletics, NCAA, or ACC policies; and for conduct for which there are reasonable grounds to believe violate state or federal law, or constitute a breach of professional ethics, including inappropriate dress and/or intoxication. Any organization that wishes to contest a denial or revocation shall: a) request the Athletics Communications Office provide a written rationale for the denial or revocation; b) submit a written response to that rationale to the Associate Athletic Director for External Affairs. After reviewing the response, the Associate Athletic Director for External Affairs, in consultation with appropriate University officials, shall issue a decision to uphold or reverse the denial or revocation. The Associate Athletic Director's decision shall be final.
9. The Virginia Tech Athletics Communications Office reserves the right to change this policy at any time.

PHOTO CREDENTIALS

The NCAA has established a control policy to keep the court free from congestion. Only photographers on assignment and members of the television media are given photo credentials. Free-lance or amateur photographers will not be issued credentials. Accredited photographers may work along the playing floor at both ends behind the restriction line established by the NCAA. Permission to install strobe lighting must be made, in writing, to Bill Dyer, athletics communications director for men's basketball, at least 10 days in advance of the game. Photographers should follow the same credentialing system as listed above.

MEDIA WILL CALL

In most cases, credentials will be mailed. Credentials may be picked up the day before a game from secretary Donna Smith in the Athletics Communications Office. Credentials not mailed or picked up will be held at the Will Call Window located at the front entrance to Cassell Coliseum.

PARKING

Media parking is extremely limited. Parking is available in the lot across from Cassell Coliseum. The entrance to this lot is on Spring Road. Requests for parking credentials should be made using the on-line credentialing system.

MEDIA INFORMATION

AT THE GAME

Cassell Coliseum is the site of Hokie home basketball games. There is no smoking permitted in Cassell Coliseum. The working press area is located courtside on the main floor. Both radio groups will be seated on press row. Virginia Tech grants broadcast rights to the official radio outlet of the visiting team on a reciprocal basis. Student radio stations wishing to broadcast games from Cassell Coliseum must make arrangements through Bill Dyer at least 10 days in advance. Seating is not guaranteed for student stations, due to space limitations.

GAME SERVICES

The Virginia Tech Athletics Communications Office will be at your service throughout the game. All media will be provided game programs, rosters, press guides and other pertinent information. Statistics will be available at halftime and at the conclusion of the game. Information provided includes play-by-play and individual and team statistics in standard NCAA box score format and a shot chart. A pregame meal is served, starting approximately one and one-half hours before tip-off in the Bowman Room, and refreshments are available throughout the game. Members of the media work in a modern press room, located on the second floor of Cassell Coliseum, down the hall and to the left from the court entrance. This press room houses both the working press area and the post-game interview room. Only credentialed members of the media will be allowed in this work room. There are phone lines available on a first-come, first-served basis. There is also complimentary wireless ethernet available in the press room and on press row. Please contact a member of the athletics communications staff for log-on information.

POSTGAME INTERVIEWS

The Virginia Tech locker room is closed to the media. In accordance with ACC by-laws, requested players will be made available to the media following a 10-minute cooling off period in the player lounge, inside the Bill Foster Basketball Suite. Coach James Johnson and the visiting coach will hold postgame press conferences in the interview room. The visiting coach will go first, followed by coach Johnson after his post-game radio interview. Media access to visiting players will be determined by the visiting media relations contact.

INTERVIEW POLICY

Virginia Tech's coaches and players will be available throughout the season for interviews by members of the news media. It is important, however, that all requests for player interviews be made through the Athletics Communications Office at (540) 231-8852. Please allow at least 24 hours notice for a request. Media members wishing to get video footage of practice should contact the Athletics Communications Office at



least 24 hours prior the practice to be attended. Practices will be open to the media at the discretion of the men's basketball staff. Not all players are available on any given day. As in years past, freshman members of the Virginia Tech basketball team will not be available to the media until post-game interviews of the first game of the regular season.

Mid-week interviews will take place one day per week. That day, which will change from week-to-week, will be announced on Sunday. All interviews will take place in the multi-purpose room on the second floor of the practice facility or in the media room of Cassell Coliseum, depending upon the basketball practice schedule for that given day. Please contact the Athletics Communications Office for more details.

When demand occurs during the season, there will be teleconferences with Coach Johnson and selected players.

CONTACTING COACH JOHNSON

The only way to reach Coach James Johnson, other than on the ACC conference call, is by contacting Bill Dyer at (540) 231-8852 or wdyer@vt.edu.

TECH ATHLETICS WEB SITE

Notes, releases, statistics and other pertinent information are available on Tech's official Web site, hokiesports.com. The Web site will also have live stats during each home game. There is a media section of hokiesports.com with photographs, logos, StatCrew rosters and other pertinent information available to working members of the media. Contact Bill Dyer for more information and log-in information.

MEDIA INFORMATION AND GAME NOTES

In addition to being available on-line at hokiesports.com, media information and game notes are available by e-mail, as soon as they are updated. Media members wishing to be placed on this list should e-mail Bill Dyer, at wdyer@vt.edu, and ask to be placed on the list.

THEACC.COM

The Atlantic Coast Conference official athletics web site can be accessed by visiting www.TheACC.com. Basketball information is updated daily with new material including standings, statistics, game previews, notes and other information. Links to each ACC school athletic department home page are also located on this site. TheACC.com is also the site for the instant replay of the league's head basketball coaches' teleconference every Monday afternoon during the season.

ACC TELECONFERENCES

The 12 ACC head basketball coaches will be featured on nine Monday teleconferences during the 2012-13 season. The season's first teleconference will take place on Monday, January 7, 2013, and continue through Monday, March 11. Each coach will have 10 minutes to make an opening statement and answer questions. There will be an instant replay of each teleconference on the Conference's internet site TheACC.com each Monday afternoon.

teleconference

SCHEDULE

Jeff Bzdelik, Wake Forest	10:30
James Johnson, Virginia Tech	10:40
Tony Bennett, Virginia	10:50
Mark Gottfried, NC State	11:00
Roy Williams, North Carolina	11:10
Jim Larranaga, Miami	11:20
Mark Turgeon, Maryland	11:30
Brian Gregory, Georgia Tech	11:40
Leonard Hamilton, Florida State	11:50
Mike Krzyzewski, Duke	12:00
Brad Brownell, Clemson	12:10
Steve Donahue, Boston College	12:20

Members of the media may call the Athletics Communications Office for the phone number.

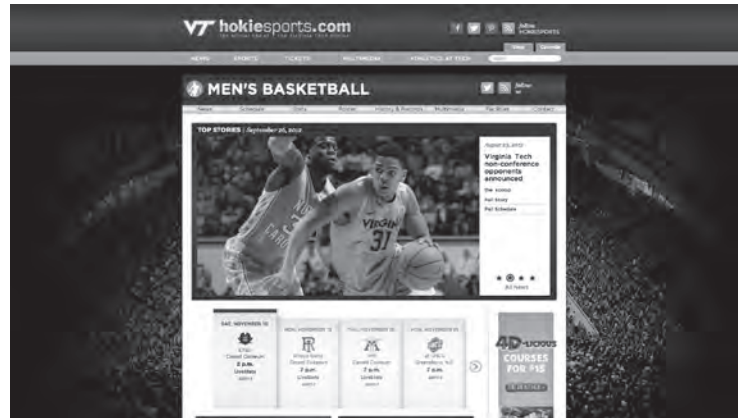
keeping up

WITH THE HOKIES

VISIT

hokiesports.com

Virginia Tech's **OFFICIAL WEBSITE** is your one-stop source for information about all 21 Hokie varsity sports



SUBSCRIBE AT **hokiesports.com**



A **FREE, WEEKLY ONLINE PUBLICATION** featuring quick updates about athletics at Virginia Tech



A **MONTHLY MAGAZINE** for continuing coverage of the Hokies' 21 varsity sports

HOKIES ALL-ACCESS

Hokies **ALL-ACCESS** provides streaming audio & video of Virginia Tech Athletics events, interviews and press conferences.

Link at hokiesports.com



Connect with Hokie fans and Virginia Tech Athletics via **FACEBOOK, PINTEREST** and **TWITTER**

<http://facebook.com/hokiesports>
<http://pinterest.com/hokiesports/>
<https://twitter.com/hokiesports>
https://twitter.com/VT_MBBall

network affiliates

IMG

Abingdon	WFHG-FM	92.7 FM
Blacksburg	WBRW-FM	105.3 FM
Blackstone	WBBC-FM	93.5 FM
Bluefield, WV	WKOY-FM	100.9 FM
Bluefield, WV	WKEZ-AM	1240 AM
Bristol	WFHG-AM	980 AM
Charlottesville	WKAV-AM	1400 AM
Clifton Forge	WJVR-FM	101.9 FM
Clincho	WDIC-AM	1430 AM
Clintwood	WDIC-FM	92.1 FM
Danville/Chatham/Gretna	WMNA-FM	106.3 FM
Galax	WWWJ-AM	1360 AM
Gate City	WGAT-AM	1050 AM
Harrisonburg	WSIG-FM	96.9 FM
Jacksonville, NC	WAVQ-AM	1400 AM
Lebanon	WLRV-AM	1380 AM
Luray	WMXH-FM	105.7 FM
Lynchburg	WLNI-FM	105.9 FM
Marion	WOLD-FM	102.5 FM
Martinsville	WMVA-AM	1450 AM
Morningside, MD	WHFS-AM	1580 AM
New Bern, NC	WWNB-AM	1490 AM
New Bern, NC	WWNB-FM	103.9 FM
Norfolk	WNIS-AM	790 AM
Onley	WESR-AM	1330 AM
Onley	WESR-FM	103.3 FM
Richmond	WRNL-AM	910 AM
Richmond	WRVA-AM	*1140 AM
Roanoke	WSNV-FM	93.5 FM
Staunton	WTON-AM	1240 AM
Tazewell	WKQY-FM	100.1 FM
Warsaw	WNNT-FM	107.5 FM
Warsaw	WNNT-AM	690 AM
Washington, DC	WJFK-FM	106.7 FM
White Stone	WIGO-FM	104.9 FM
Winchester	WINC-AM	1400 AM
Wytheville	WXBX-FM	95.3 FM

* - station will carry night games only.

ON THE AIR, ON-LINE, OR ON-THE-GO, HOW TO FOLLOW THE HOKIES.

On your radio, Tech basketball affiliates:
<http://www.hokiesports.com/radio/stations.html>

On your phone, Hokies Mobile Application:
<http://www.hokiesports.com/wireless/>

On your computer, Hokies All-Access:
<http://www.hokiesports.com/allaccess/>

SiriusXM Radio: ACC Basketball radio broadcasts can be heard on SiriusXM Satellite Radio.



“From the blue waters of the Chesapeake Bay to the hills of Tennessee, the Virginia Tech Hokies are on the air!”



Bill Roth and Mike Burnop

That familiar refrain — delivered by Bill Roth, the Voice of Virginia Tech basketball — opens every Tech sports broadcast and reflects the network’s goal of reaching Hokie fans across the region. So, whether they’re sailing off Virginia’s eastern shore, hiking in the Blue Ridge Mountains, or sitting in their homes anywhere in the commonwealth, Tech fans know they’re always within range of a Virginia Tech IMG Sports Network radio station.

Again during the 2012-2013 season, the Tech network includes an impressive list of both AM and FM radio stations that blanket the region, giving Tech basketball tremendous exposure throughout Virginia and surrounding states. Many of the mid-Atlantic region’s most popular and powerful radio stations carry Tech basketball broadcasts, including 106.7-The Fan, WJFK-FM in Washington, D.C., Newsradio 790 WNIS in Norfolk, WRNL and WRVA in Richmond, and powerful WSNV-FM in Roanoke. They join more than thirty other strong affiliates that blast Tech basketball broadcasts to fans throughout the region both day and night.

In addition, Tech basketball broadcasts can be heard on SiriusXM Satellite Radio, on-line through the Hokies’ All-Access package, and on smart phones through the Hokies’ Mobile Application.

In addition to game broadcasts, Virginia Tech IMG Sports Network also produces Tech Talk LIVE!, a weekly radio talk show which airs on stations throughout the region, featuring Roth and Tech coach James Johnson every Monday night from 7-8 p.m. Tech Talk LIVE! originates from Bull & Bones Brewhaus and Grill In Blacksburg. Fans are welcome to attend in person every Monday night.

The network’s weekly television magazine show, Virginia Tech Sports Today, airs every Sunday on a number of TV stations and cable networks throughout Virginia and the southeastern United States. The show includes weekly highlights and previews, focusing on Tech basketball.

Roth — who has been named Virginia’s Sportscaster of the Year by the National Sportscasters and Sportswriters Association nine times — is in his 25th season as the Voice of Virginia Tech’s football and basketball teams. A native of Pittsburgh, Pa., Roth graduated from Syracuse University in 1987, earning a degree in broadcast journalism and winning the Bob Costas Scholarship as an undergrad. Roth, who was inducted into Virginia Tech’s Monogram Club in 2000 and the Richmond Hokie Club Hall of Fame in 2008, is on

the Board of Directors of the Montgomery County United Way, serves as an advisor for the Sigma Chi Fraternity on Tech’s campus, and is a frequent public speaker at Hokie Club and various philanthropic events around the commonwealth.

Virginia Tech Hall of Famer Mike Burnop is in his 17th season as the analyst on Tech men’s basketball broadcasts. Following each game, Mike also handles player interviews from inside Tech’s locker room. The colorful Burnop owns and operates New River Office Supply stores throughout the region. Burnop, a native of Salem, Va., has served as the analyst on the Tech football network for the past 30 seasons. He was a starting tight end for the Hokies in the early 1970s and was inducted into Virginia Tech’s Hall of Fame in 2000. Mike is active with Special Olympics Virginia and the Blacksburg Rotary Club. He is a popular speaker at events throughout Virginia.

Together, Roth and Burnop comprise one of college athletics’ longest-running broadcasting teams, having described the action of Tech games dating back to the 1988 season.

Adam Witten is in his seventh year as scoreboard host for Tech men’s basketball broadcasts. Witten’s responsibilities include anchoring the pre-game, halftime and post-game shows during Tech radio broadcasts. Additionally, he has filled in to bring fans the play-by-play of Tech basketball broadcasts. A native of Sarasota, Fla., Witten graduated magna cum laude from Appalachian State University in Boone, N.C., in 2004 with a degree in electronic media/broadcasting.

Andrew Allegretta is in his second season as the assistant director of broadcasting for the Virginia Tech IMG Sports Network. He serves as the play-by-play broadcaster for Virginia Tech’s women’s basketball and baseball teams and anchors the coverage of Tech Olympic sports broadcasts on the Hokies’ various digital platforms. Allegretta came to Virginia Tech from Charleston Southern University where he served as the radio play-by-play voice for Buccaneers football and men’s basketball. A native of Yarmouth, Maine, Allegretta graduated from Syracuse University with a degree in broadcast journalism.



Witten



Allegretta

an acc tradition



Virginia Tech Director of Athletics Jim Weaver and ACC Commissioner John Swofford on the day Virginia Tech's membership in the ACC became official.



Consistency. It is the mark of true excellence in any endeavor.

However, in today's intercollegiate athletics, competition has become so balanced and so competitive that it is virtually impossible to maintain a high level of consistency.

Yet the Atlantic Coast Conference has defied the odds. Now in its 60th year of competition, the ACC has long enjoyed the reputation as one of the strongest and most competitive intercollegiate conferences in the nation. And that is not mere conjecture, the numbers support it.

Since the league's inception in 1953, ACC schools have captured 127 national championships, including 67 in women's competition and 60 in men's. In addition, NCAA individual titles have gone to ACC student-athletes 145 times in men's competition and 104 times in women's action.

If success is best measured in terms of wins and losses, then the ACC is unrivaled in NCAA annals. With Duke's victory over Butler in the 2010 NCAA title game, ACC teams have won five of the last 12 NCAA National Championships and 12 overall, including eight over the last 22 years.

No conference has compiled a better NCAA Tournament record than the ACC. Since the inaugural tournament in 1939, league teams have posted an NCAA Tournament-best mark of 364-188 for a sterling .659 winning percentage against the nation's toughest competition.

The ACC and the Big 12 are the only two conferences to have each of its teams make at least one NCAA Tournament appearance over the past six years.

Since 1985, the ACC has produced 24 Final Four teams, an average of almost one per year and six more than any other conference. The ACC has had at least one team in the Final Four in 19 of the last 24 years.

Since the NCAA Tournament was expanded to 64 teams in 1985, ACC teams have compiled a 257-131 (.662) NCAA record, including 71 Sweet

16 appearances and 24 Final Four berths - all NCAA Tournament bests. Since 1985, 72 of the 142 ACC teams receiving NCAA berths have won at least two NCAA Tournament games.

North Carolina's Tar Heels lead all ACC schools with five NCAA basketball championships to their credit. Duke is next with four national titles, followed by NC State with two and Maryland one. The Tar Heels claimed NCAA titles in 1957, 1982, 1993, 2005 and 2009, while the Blue Devils won their fourth title in 2010, following earlier championships in 2001, 1992 and 1991. The Wolfpack walked away with the coveted crown in 1974 and 1983 while the Terps claimed the 2002 national title.

The ACC has 10 or more NCAA Tournament wins 13 times overall, and the league has not posted a losing record in NCAA Tournament play since 1987. The conference's 25-year non-losing streak in NCAA Tournament play is tops among all conferences.

Since 1981, the ACC has produced 39 consensus All-Americans - 15 more than any other conference and has accounted for 24 percent of the nation's consensus All-Americans (39-of-165).

Seven of the last 16 and nine of the last 20 consensus National Players of the Year have been from the ACC. Since 1975, the ACC has had 16 consensus National Players of the Year - 12 more than any other conference. In addition, nine of the ACC's 16 National Players of the Year were unanimous selections.

A year ago the ACC had 61 players on NBA rosters. In addition, over the past seven years 62 ACC players have made their NBA debuts, including an all-time high 15 in 2006.

In this past June's 2012 NBA draft, the ACC had eight players selected overall, including six in the first round. The ACC has had five-or-more first round selections in five of the past six years and has had at least one first-round pick in 24 consecutive NBA drafts. Since 1986, the ACC has had 103 first round selections - 15 more than any other conference.

With three teams - North Carolina (4), Duke (8), Florida State (10) - listed in the final Associated Press ranking, the ACC extended its streak to 52 consecutive seasons with at least one team ranked in the top 10 of the final AP Poll.

THE CHAMPIONSHIPS

The conference conducts championship competition in 25 sports - 12 for men and 13 for women.

The first ACC championship was held in swimming on February 25, 1954. The conference did not conduct championships in cross country, wrestling or tennis during the first year.

The 12 sports for men include football, cross country, soccer, basketball, swimming, indoor and outdoor track, wrestling, baseball, tennis, golf and lacrosse. Fencing, which was started in 1971, was discontinued in 1981.

Championships for women are currently conducted in cross country, volleyball, field hockey, soccer, basketball, swimming, indoor and outdoor track, tennis, golf, lacrosse, softball and rowing.

YEAR IN REVIEW

ACC schools captured four national team titles during the 2011-12 academic year - Maryland claimed the national title in women's field hockey, Boston College in men's ice hockey, North Carolina in men's soccer and Virginia in women's rowing.

The ACC was one of only three conferences to place two of its teams in the final Top 10 rankings of the 2011-12 Learfield Director's Cup Standings - Florida State (5th), North Carolina (8th), Virginia (15th) and Duke (16th). This past year also marked the 11th consecutive year that the ACC has placed four or more teams in the Top 30.

A total of 126 ACC teams placed in NCAA postseason competition in 2011-12. League teams compiled a 116-73-5 (.611) mark against opponents in NCAA championship competition.

ATLANTIC COAST CONFERENCE DIRECTORY

ACC

Mailing: P.O. Drawer ACC,
Greensboro, NC 27417-6724
Shipping: 4512 Weybridge Lane,
Greensboro, NC 27407

Administrative Phone:

(336) 854-8787

Fax: (336) 316-6097

Media Relations - Video Phone:

(336) 851-6062

Fax: (336) 854-8797

BOSTON COLLEGE

Athletics Director: Gene DeFilippo
Men's Basketball Coach: Steve Donahue
Primary Men's Basketball Contact: Dick Kelley
Office Phone: (617) 552-3004
E-mail Address: kelleyri@bc.edu
SID Fax: (617) 552-4903
Athletics Web Site: bceagles.com

CLEMSON

Athletics Director: Dr. Terry Don Phillips
Men's Basketball Coach: Brad Brownell
Primary Men's Basketball Contact: Philip Sikes
Office Phone: (864) 656-1985
E-mail Address: philips@clemson.edu
SID Fax: (864) 656-0299
Athletics Web Site: www.clemsontigers.com

DUKE

Athletics Director: Kevin White
Men's Basketball Coach: Mike Krzyzewski
Primary Men's Basketball Contact: Matt Plizga
Office Phone: (919) 684-2633
Home Phone: (919) 450-0887
E-mail Address: plizga@duaa.duke.edu
SID Fax: (919) 684-2489
Athletics Web Site: www.GoDuke.com

FLORIDA STATE

Athletics Director: Randy Spetman
Men's Basketball Coach: Leonard Hamilton
Primary Men's Basketball Contact: Chuck Walsh
Office Phone: (850) 644-1077
Home Phone: (850) 385-8466
E-mail Address: cwalsh@mailier.fsu.edu
SID Fax: (850) 644-3820
Athletics Web Site: www.seminoles.com

GEORGIA TECH

Athletics Director: Dan Radakovich
Men's Basketball Coach: Brian Gregory
Primary Men's Basketball Contact: Mike Stamus
Office Phone: (404) 894-5445
Home Phone: (770) 951-1939
E-mail Address: mstamus@at.gtaa.gatech.edu
SID Fax: (404) 894-1248
Athletics Web Site: www.ramblinwreck.com

MARYLAND

Athletics Director: Kevin Anderson
Men's Basketball Coach: Mark Turgeon
Primary Men's Basketball Contact: Zach Bolno
Office Phone: (301) 314-1482
Cell Phone: (571) 220-4163
E-mail Address: ddull@umd.edu
SID Fax: (301) 314-9094
Athletics Web Site: www.umterps.com

MIAMI

Athletics Director: Kirby Hocutt
Men's Basketball Coach: Jim Larranaga
Primary Men's Basketball Contact:
Amy Woodruff
Office Phone: (305) 284-3241
Cell Phone: (813) 410-1194
E-mail Address: a.woodruff@miami.edu
SID Fax: (305) 284-2807
Athletics Web Site: www.hurricanesports.com

NORTH CAROLINA

Athletics Director: Dick Baddour
Men's Basketball Coach: Roy Williams
Primary Men's Basketball Contact: Steve
Kirschner
Office Phone: (919) 962-7258
Cell Phone: (919) 475-2695
E-mail Address: skirschner@unca.unc.edu
SID Fax: (919) 843-2309
Athletics Web Site: www.GoHeels.com

N.C. STATE

Athletics Director: Deborah A. Yow
Men's Basketball Coach: Mark Gottfried
Primary Men's Basketball Contact:
Dwayne Harrison
Office Phone: (919) 515-1182
Cell Phone: (919) 812-5753
E-mail Address: dbharris@ncsu.edu
SID Fax: (919) 515-2898
Athletics Web Site: www.gopack.com

VIRGINIA

Athletics Director: Craig Littlepage
Men's Basketball Coach: Tony Bennett
Primary Men's Basketball Contact: TBA
Office Phone: (434) 982-5500
Home Phone: TBA
E-mail Address: TBA
AMRD Fax: (434) 982-5525
Athletics Web Site: www.virginiasports.com

VIRGINIA TECH

Athletics Director: Jim Weaver
Men's Basketball Coach: James Johnson
Primary Men's Basketball Contact: Bill Dyer
Office Phone: (540) 231-8852
Home Phone: (540) 552-8461
E-mail Address: wdyer@vt.edu
SID Fax: (540) 231-6984
Athletics Web Site: www.hokiesports.com

WAKE FOREST

Athletics Director: Ron Wellman
Men's Basketball Coach: Jeff Bzdelik
Primary Men's Basketball Contact:
Scott Wortman
Office Phone: (336) 758-5640
E-mail Address: wortmasm@wfu.edu
SID Fax: (336) 758-5140
Athletics Web Site: www.WakeForestSports.com

acc staff

Commissioner..... John D. Swofford
Executive Assistant to the Commissioner Cecelia DiAmico

Senior Associate Commissioners

Jeff Elliott - Finance & Administration
Nora Lynn Finch - Women's Basketball Operations & SWA
Karl Hicks - Men's Basketball Operations
Michael Kelly - Communications & Football Operations
Brad Hostetter - Compliance & Governance
Amy Yakola - Public Relations & Marketing

Associate Commissioners

Mike Finn - Football Communications
Brian A. Morrison - Men's Basketball Communications
Kris W. Pierce - Championships

Assistant Commissioner

W. Scott McBurney - Advanced Media

Men's Basketball Officials, Coordinator John Clougherty
Football Officials, Coordinator Doug Rhoads
Women's Basketball Officials, Coordinator Charlene Curtis
Director of Business Operations Lynne Herndon
Director of Information Technology Christina L. Tracey
Director, Men's Basketball Operations Mary Beth Koettters

Director of Student-Athlete Programs & Compliance..... Shamaree Brown
Director, Women's Basketball Operations..... Brad Hecker
Director, Championships Lee Butler
Director, Football and Multimedia Operations..... Ben Tario
Director, Football Operations & Event Management Allison Doughty
Associate Director, Advanced Media Steve "Slim" Vollinger
Associate Director, Communications Steve Phillips
Associate Director, Communications Amy Ufnowski
Assistant Director, Championships Donald Moore
Assistant Director, Public Relations & Marketing Charlotte Zoller
Assistant Director, Women's Basketball Georgia Davis
Assistant Director, Communications George Lane
Website Coordinator Heather C. Hirschman
Consultant: Men's Basketball Operations Kathy Hunt

Administrative Assistants

Susan Anthony - Administration/Business
Jennie Barrett - Championships
Tracey Haith - Student-Athlete Welfare/Compliance & Governance
Eden Cassidy - Men's Basketball/Operations
Emily Watkins - Office Coordinator/Desktop Publishing

Interns


Marra Hvozdovic - Championships
Lindsay Humbert - Website
Marianne Schroer - Public Relations & Marketing



opponent information

OPPONENT	HEAD COACH	WEB SITE	SID CONTACT	PHONE
Appalachian State Mountaineers	Jason Capel	goasu.com	Mike Flynn	(828) 262-2845
Boston College Eagles	Steve Donohue	bceagles.com	Dick Kelley	(617) 552-3039
Bradley Braves	Geno Ford	bradleybraves.com	Bobby Parker	(309) 677-2624
BYU Cougars	Dave Rose	byucougars.com	Kyle Clifton	(801) 422-4909
Clemson Tigers	Brad Brownell	clemsonigers.com	Philip Sikes	(864) 656-1985
Colorado State Rams	Larry Eustachy	csurams.com	Danny Mattie	(970) 491-5050
Duke Blue Devils	Mike Krzyzewski	goduke.com	Matt Plizga	(919) 668-1712
East Tennessee State Buccaneers	Murry Bartow	etsubucs.com	Michael White	(423) 439-4220
Florida State Seminoles	Leonard Hamilton	seminoles.com	Chuck Walsh	(850) 644-1077
Georgia Southern Eagles	Charlton Young	georgiasoutherneagles.com	A.J. Henderson	(912) 478-5071
Georgia Tech Yellow Jackets	Brian Gregory	ramblinwreck.com	Mike Stamus	(404) 218-9723
Iowa Hawkeyes	Fran McCaffery	hawkeyesports.com	Matt Weitzel	(319) 335-9411
Maryland Terrapins	Mark Turgeon	umterps.com	Zach Bolno	(301) 314-1482
Miami Hurricanes	Jim Larranaga	hurricanesports.com	Amy Woodruff	(305) 284-3236
Mississippi Valley State Delta Devils	Chico Potts	mvsusports.com	Kenneth Mister	(662) 254-3011
North Carolina Tar Heels	Roy Williams	goheels.com	Steve Kirschner	(919) 962-7258
UNCG Spartans	Wes Miller	uncgspartans.com	Matt McColleston	(336) 334-5615
NC State Wolfpack	Mark Gottfried	gopack.com	Dwayne Harrison	(919) 515-8953
Oklahoma State Cowboys	Travis Ford	okstate.com	Mike Noteware	(405) 744-7756
Portland Pilots	Eric Reveno	portlandpilots.com	Jason Brough	(503) 943-8439
Rhode Island Rams	Dan Hurley	gorhody.com	Mike Laprey	(401) 874-2401
Virginia Cavaliers	Tony Bennett	virginiasports.com	TBA	(434) 982-5500
VMI Keydets	Duggar Baucom	vmikeydets.com	Wade Branner	(540) 464-7515
Wake Forest Demon Deacons	Jeff Bdzelik	wakeforestsports.com	Scott Wortman	(336) 758-5640
West Virginia Mountaineers	Bob Huggins	wvusports.com	Bryan Messerly	(304) 293-2821

GAME ON, WORLD.



THE REVOLUTIONARY
NIKE HYPERDUNK+



NIKEBASKETBALL.COM



WORK HARD.
PLAY HARD.
HAVE FUN.



WORK HARD.
PLAY HARD.
HAVE FUN.

2012-13 SCHEDULE

Date	Opponent	Time	TV
Nov. 10 Sat.	EAST TENNESSEE STATE	2 p.m.	ESPN3
12 Mon.	RHODE ISLAND	7 p.m.	ESPN3
15 Thur.	VMI	7 p.m.	ESPN3
19 Mon.	at UNC Greensboro (Greensboro Coliseum)	7 p.m.	ESPN3
23 Fri.	APPALACHIAN STATE	2 p.m.	ESPN3
ACC/Big Ten Challenge			
27 Tue.	IOWA	7:15 p.m.	ESPNU
Dec. 1 Sat.	OKLAHOMA STATE	2 p.m.	ESPN3
8 Sat.	at West Virginia	4 p.m.	ESPN2
Continental Tire Las Vegas Classic (Blacksburg, Va.)			
10 Mon.	MISSISSIPPI VALLEY STATE	7 p.m.	ESPN3
15 Sat.	GEORGIA SOUTHERN	2 p.m.	ESPN3
Continental Tire Las Vegas Classic (Las Vegas, Nev.)			
22 Sat.	Bradley	8 p.m.	
23 Sun.	Champ./Consolation	9 / 11:30 p.m.	CBS SN
29 Sat.	BYU (Salt Lake City, Utah)	2 p.m.	ESPNU
Jan. 5 Sat.	at Maryland*	12 p.m.	ACCN/ESPN3
9 Wed.	BOSTON COLLEGE*	7 p.m.	RSN/ESPN3
12 Sat.	at Georgia Tech*	2:30 p.m.	ACCN/ESPN3
19 Sat.	WAKE FOREST*	2 p.m.	ACCN/ESPN3

Date	Opponent	Time	TV
Jan. 24 Thu.	VIRGINIA*	8 p.m.	ACCN/ESPN3
27 Sun.	at Clemson*	1 p.m.	ACCN/ESPN3
30 Wed.	MIAMI*	9 p.m.	RSN/ESPN3
Feb. 2 Sat.	at North Carolina*	12 p.m.	ACCN/Watch ESPN
7 Thu.	MARYLAND*	9 p.m.	ACCN/ESPN3
9 Sat.	GEORGIA TECH*	1 p.m.	RSN/ESPN3
12 Tue.	at Virginia*	7 p.m.	ESPNU/Watch ESPN
16 Sat.	at NC State*	2 p.m.	ESPN/ESPN2/Watch ESPN
21 Thu.	DUKE*	9 p.m.	ESPN/ESPN2/Watch ESPN
24 Sun.	FLORIDA STATE*	6 p.m.	ESPNU/Watch ESPN
27 Wed.	at Miami*	7 p.m.	RSN/ESPN3
Mar. 2 Sat.	CLEMSON*	8 p.m.	RSN/ESPN3
5 Tue.	at Duke*	7 p.m.	ESPNU/Watch ESPN
10 Sun.	at Wake Forest*	2 p.m.	ACCN/ESPN3
14-17 Thu.-Sun.	ACC Tournament Greensboro, N.C.		ACCN/ESPN/ESPN2

* Indicates ACC game

TV - check local listings

Note - CBS SN is the CBS Sports Network

To purchase tickets visit hokietickets.com or call (540-231-6731) or 1-800-VA-TECH4

Home games (in **BOLD CAPS**) are held in Cassell Coliseum.

All times are EST and are subject to change.