

VIRGINIA TECH
2004-2005 SEASON

HEAD COACH
SETH GREENBERG



SOPHOMORE CLASS

CARLOS DIXON



FRESHMAN CLASS

A MESSAGE FROM HEAD COACH SETH GREENBERG

It is an exciting time to be a Hokie! With our entrance into the Atlantic Coast Conference, Virginia Tech has truly come home, where it deserves to be, in the ACC.

It is also an exciting time for Virginia Tech basketball. The 2004-05 schedule brings the greatest challenge in school history; competing in the ACC. The Atlantic Coast Conference is THE BEST BASKETBALL CONFERENCE IN THE NATION, PERIOD. And we intend not just to play, but to compete and win. Our motto for the season is: ACC ACcept the challenge, ACcept the opportunity.

This season, Virginia Tech will have the toughest and most attractive home schedule in school history. With games against Duke, Virginia, Maryland, Wake Forest and our first-ever ACC game, against North Carolina on Dec. 19th. There is a pretty good chance that the Hokies will entertain the top-ranked team in the country several times during the season.

We finished our run in the Big East Conference on a very positive note. advancing to the quarterfinals of the Big East Tournament after winning our last five home games to complete a winning season. To compete in the ACC will take a lot more from our players, our coaches, our fans and our entire program.

The 2003-04 season saw Virginia Tech fans return to Cassell Coliseum in droves. As a school, we ranked sixth nationally in increased attendance. With this season's schedule, we can surpass that stat. Sellouts will rule!

The most satisfying aspect of my first season at Virginia Tech was the support and enthusiasm demonstrated by the students, fans and Commonwealth. Virginia Tech basketball once again became a major event on our campus and Cassell Coliseum was THE place to be in Blacksburg.

With the challenges that playing in the ACC present, we need even more support. We need a packed Cassell Coliseum every night. We need to make Cassell Coliseum the most feared arena in the ACC and, therefore, the nation. We need your support.

I can't wait to get started and I know you can't wait, either. Our success is your success. Our program and I thank you, and invite you to be a part of this growth.



Seth Greenberg





VIRGINIA TECH BASKETBALL

CONTENTS

Basketball Staff

Assistant Coaches.....	24-26
Head Coach Seth Greenberg	18-21
Support Staff	27-28

General Information

Administration.....	158-160
Athletic Facilities	147-151
Athletic Fund.....	170-171
Athletic Performance	161-163
Atlantic Coast Conference	51-58
Blacksburg, Va.	175-176
Cassell Coliseum	142-143
Hokiesports.com	10
Hokiesports the newspaper	171
Home Court Excitement	144-145
Media Information.....	4-10
Monogram Club	173
Sports Medicine	168-169
Student-Athlete Academic Support Services.....	164-165
Student Life	166-167
This Is Virginia Tech	154-157
Virginia Tech Campus Map	152
Virginia Tech/ISP Sports Network	172
What Is a Hokie?	157

Looking Back To 2003-2004

Box Scores	65-74
Results.....	63
Season in Review	60-62
Statistics	64

Numbers, Records and History

All-Time Greats	115-122
Coaching Records	130
For the Record	106
Hokies in the NBA	126-128
Individual Records	94-96
96 Cage Seasons	129
Postseason Play	110-111
Series Records	107-108
Team Records	97-98
Tech Sports Hall of Fame.....	112-113
Top 10	104-105
Where Are They Now?.....	123-125
Year-by-Year Leaders	100-103
Year-by-Year Records	130-140

Previewing the 2004-2005 Season

A Talk With Seth Greenberg	22-23
Hokie Profiles	30-49
Message from Seth Greenberg	Inside Front Cover
Opponent Information	76-86
Outlook	12-16
Rosters	50
Schedule	Outside Back Cover
Travel Plans.....	91
TV/Photo Roster.....	16
Year-by-Year vs. 2004-2005 Opponents.....	88-90



CREDITS:

Editor – Bill Dyer, Assistant Sports Information Director; Contributing Editor/Photo Coordinator: Anne Panella.

Design – Host Communications, Lexington, Ky. Project Manager: Dan Peters; Project Designer: Kim Troxall.

Contributors – Torye Hurst, Larry Hincker, Jimmy Robertson, Ben Horton, Kevin Fischer and Brent C. Hager.

The following individuals provided assistance in the “Where Are They Now” section: Lu Merritt, Jimmy Lawrence, Jimmy Robertson, Russ Whitenack, Brandi Bonkowski, Ty Patton and Matt Schabert. Special thanks to all former Hokie players, especially Page Moir and Myron Guillory, along with former coaches Don DeVoe, Charles Moir and Bill Foster.

Covers – Cover photographs were contributed by David Knachel of the Virginia Tech Sports Information Office.

Photography – Many photos inside the media guide were contributed by Woody Veasey of Christiansburg, Va., and Knachel. George Patch, Wayne Scarberry, Mark Nystrom, Jim Bridgeman, Bill Setliff, Ruth Babylon, Tom Maguire, AP Wirephoto, Megan Armbruster, photographers of The Roanoke Times and University Relations Visual Communications also contributed to the media guide. Photos of professional players were provided by NBA Photos, the New Jersey Nets, the New Orleans Hornets, the Miami Heat, Hefelfinger Studio Photography, Rocky Widner/NBAE/Getty Images and Steve Lipofsky/www.Basketballphoto.com. Slamball photos of Jim and David Jackson were provided by SpikeTV/Robert Beck.



QUICK FACTS



Ticket sales for Virginia Tech men's basketball have hit all-time highs.

VIRGINIA TECH AT A GLANCE

Location	Blacksburg, Va. 24061-0502
Basketball Address.....	274 Jamerson Athletic Center
Enrollment	28,000
Nickname.....	Hokies
Colors	Chicago maroon & burnt orange
Conference.....	Atlantic Coast Conference
Arena (Capacity)	Cassell Coliseum (10,052)
Tech's All-Time Record	1127-943
President	Dr. Charles Steger
Director of Athletics	Jim Weaver
Head Coach	Seth Greenberg (Fairleigh Dickinson, 1978)
VT Record/Years.....	15-14 (1 year)
Overall Record/Years	228-184 (14 years)
Associate Head Coach	Brad Greenberg (American, 1977)
Assistant Coaches	Ryan Odom (Hampden-Sydney, 1996) Stacey Palmore (Livingstone, 1993)
Dir. of Men's Basketball Operations	Rick Hall
Video Coordinator	Ryan Dowley
Basketball Trainer.....	Keith Doolan
Basketball Secretary	Sharon Spradlin
2003-04 Record.....	15-14
Conference Record/Finish	7-9 (8th in BIG EAST)
Starters Returning/Lost	4/1
Letterwinners Returning/Lost	7/4
Newcomers	4
Sports Information Director	Dave Smith
Assistant SID/Basketball Contact	Bill Dyer
SID Secretary	Donna Smith

DIRECTORY

Athletic Department.....	(540) 231-6796
Men's Basketball Office.....	(540) 231-6725
Sports Information Office	(540) 231-6726
Sports Information Fax.....	(540) 231-6984
Dyer's Office Phone	(540) 231-8852
Dyer's Home Phone	(540) 552-8462
Dyer's E-mail Address	wdyer@vt.edu
Web site	www.hokiesports.com



MEMORIAL INTERVENTION





MEDIA INFORMATION

Press Services

The Virginia Tech Sports Information Office will be available throughout the 2004-05 basketball season to accommodate any media requests. Following are some guidelines that will make it easier for media members to cover the Virginia Tech men's basketball team. Any additional questions should be directed to Bill Dyer, assistant sports information director.

Press Credentials

Requests for press credentials are screened with care to ensure a working press row. Traditional print, television and radio (media agency) regularly assigned to cover Virginia Tech and the visiting school will receive first priority, as well as national news-gathering agencies. Credentials for on-line Internet sites will be granted to Virginia Tech operated Web sites, the visiting team's official Web site and the Atlantic Coast Conference's official Web site.

Requests should be made in writing on company letterhead at least 10 days prior to the game to guarantee consideration. Requests should be directed to Bill Dyer, assistant SID.

All other qualifying credential requests, and requests made the week of the game will be filled on a space-available basis.

Any abuse of a working credential will result in the media agency losing credential privileges.



Additional Accreditation Guidelines

- Only full-time, salaried employees intending to provide actual game coverage may receive a credential.
- A requesting media agency must represent a collective, organizational editorial voice, not simply the offerings of a single individual.
- Membership in a writers' association does not automatically qualify an agency for credentials.
- A media agency may assign one of its credentials to its on-line entity.

- An on-line entity, not associated with a traditional media agency, may qualify for one credential, subject to the following conditions:

An on-line entity may receive a credential only if its own full-time staff writes a majority percentage of that site's own material.

On-line entities that focus primarily on Virginia Tech athletics and also sponsor message boards or chat rooms may receive credentials provided they adhere to a policy that requires that a posted message or opinion is identified with the





actual name and city of the individual.

Any on-line service that is recognized as an outlet intended primarily for the purpose of delivering news related to the recruitment of student-athletes will not qualify for credentials.

On-line entities will not receive photography credentials.

On-line entities (other than those identified above) registering 20,000 legitimate unique users per month in each of the past 12 months will be given first consideration.

"Real-time" transmission of digital images, audio and data, including live game play-by-play and statistics, of any home game is the exclusive property of Virginia Tech and/or its rights holder(s). "Real-time" is defined as "live continual coverage or description of an event."

Photo Credentials

The NCAA has established a control policy to keep the court free from congestion. Only photographers on assignment and members of the television media are given photo credentials. Freelance or amateur photographers will not be issued credentials. Accredited photographers may work along the playing floor at both ends behind the restriction line established by the NCAA. Permission to install strobe lighting must be made, in writing, to Bill Dyer, Assistant SID, at least 10 days in advance of the game.



Media Will Call

In most cases, credentials will be mailed. Credentials may be picked up the day before a game from secretary Donna Smith in the Sports Information Office. Credentials not mailed or picked up will be held at the Will Call Window located at the front entrance to Cassell Coliseum.

Parking

Media parking is available in the lot across from Cassell Coliseum. The entrance to this lot is on Spring Road. Requests for parking credentials should be submitted to Bill Dyer.

At the Game

Cassell Coliseum is the site of Hokie home basketball games. There is no smoking permitted in Cassell Coliseum. The working press area is located courtside on the main floor. Both radio groups will be seated on press row. Virginia Tech grants broadcast rights to the official radio outlet of the visiting team on a reciprocal basis.

Game Services

The Tech Sports Information Office will be at your service throughout the game. All media will be provided game programs, rosters, press guides and other pertinent information. Computer generated statistics will be available at halftime and at the conclusion of the game. Information provided includes: play-by-play and individual and team statistics in standard NCAA box score format and a shot chart. A pregame meal is served, starting approximately one and one-half hours before tip-off in Room 309B and refreshments are available throughout the game. Members of the media work in a modern press room, which is located on the third floor of the Coliseum in Room 309B. There are four phone lines available on a first-come, first-served basis.

Postgame Interviews

The Virginia Tech locker room is closed to the media. In accordance with ACC by-laws, the players will be made available to the media following a 10-minute cooling off period in the player lounge, inside the Bill Foster Basketball Suite. Coach Seth Greenberg and the visiting coach will hold postgame press conferences in the interview room (Room 309 on the third floor of Cassell Coliseum). The visiting coach will go first, followed by Coach Greenberg after his post-game radio interview. Media access to visiting players will be determined by the visiting SID.



Interview Policy

Virginia Tech's coaches and players will be available throughout the season for interviews by members of the news media. It is important, however, that all requests for interviews be made through the Sports Information Office at (540) 231-6726. Please allow at least 24 hours notice for a request. Media members wishing to attend practice should contact the Sports Information Office the day before the practice to be attended. This season, Virginia Tech practices are closed following the first 15 minutes.

Calling Coach Greenberg

The best way to reach Coach Seth Greenberg, other than on the ACC conference call, is by calling the Men's Basketball Office at (540) 231-6725. Coach Greenberg's secretary is Sharon Spradlin.

The ACC on the Web

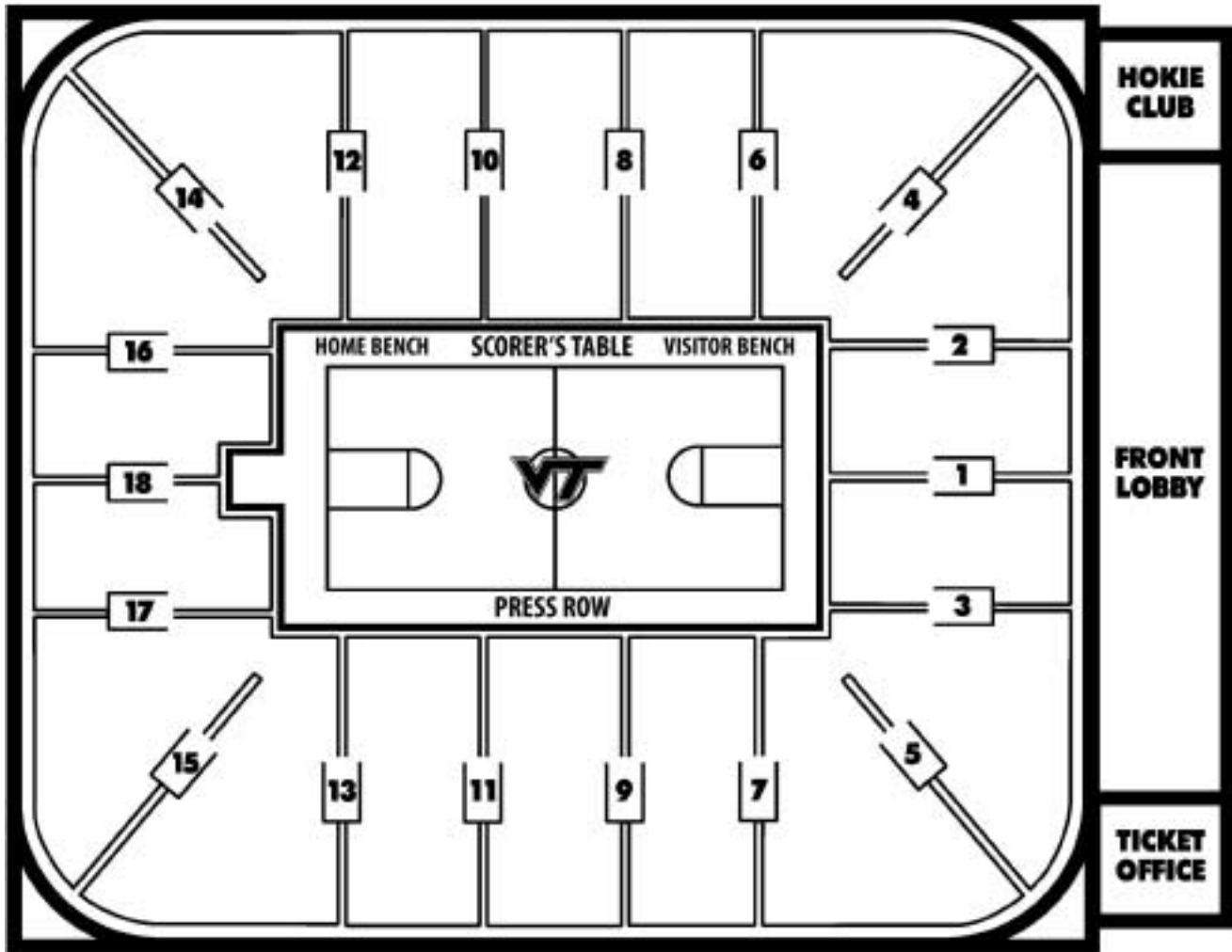
The ACC site on the Internet is available at theacc.collegesports.com. The site contains current information on all facets of the Atlantic Coast Conference. Please contact Brian Morrison in the ACC media relations department for more information.

Tech Web Site

Notes, releases, statistics in .pdf form and other pertinent information are available on Tech's official Web site, hokiesports.com. The Web site will also have live stats during each home game.



CASSELL COLISEUM DIAGRAM



SPORTS INFORMATION DIRECTORY

Virginia Tech Sports Information
460 Jamerson Athletic Center
Blacksburg, VA 24061

Office Phone: (540) 231-6726
Office Fax: (540) 231-6984
Dyer at Home: (540) 552-8461

Web Site: www.hokiesports.com



Dave Smith
*Sports Information
Director*



Anne Panella
Associate SID



Bill Dyer
*Assistant SID
(Men's Basketball)*



David Knachel
Assistant SID



Torye Hurst
Assistant SID



Bryan Johnston
Assistant SID



Donna Smith
Secretary



MEDIA OUTLETS

WIRE SERVICE	CONTACTS	PHONE	FAX	INTERNET SITE
The Associated Press	Hank Kurz, Jr.	804-643-6646	804-643-6223	www.ap.org
NEWSPAPERS	CONTACTS	PHONE	FAX	INTERNET SITE
Hokiesports the newspaper	Jimmy Robertson	540-231-4134	540-231-6984	www.hokiesports.com/newspaper
Bluefield Daily Telegraph	Bob Redd	304-327-2811	304-327-6179	www.bdtonline.com
Bristol Herald Courier	Michael White, Bucky Dent	276-669-2181	276-669-3696	www.tricities.com
Charlottesville Daily Progress	Jerry Ratcliffe	434-978-7246	434-975-7104	www.dailyprogress.com
Collegiate Times	Sports Editor	540-231-9865	540-231-5057	www.collegiatetimes.com
Danville Register & Bee	John Coscia	434-793-2311	434-797-2299	www.registerbee.com
Fredericksburg Free Lance Star	Steve DeShazo, Jim McConnell	540-373-5000	540-373-8450	www.freelancestar.com
Harrisonburg News-Record	Chris Simmons	540-574-6200	540-433-9112	www.dnronline.com
Hopewell News	Hank Bilyeau	804-458-8511	804-458-7556	www.hopewellnews.com
Kingsport Times News	Pat Kenney, John Moorehouse	423-246-8121	423-392-1385	www.timesnews.net
Lynchburg News Advance	Nate Crossman	434-385-5554	434-385-5538	www.newsadvance.com
Martinsville Bulletin	John Krueger	276-638-8801	276-638-4153	www.martinsvillebulletin.com
Newport News Daily Press	Norm Wood, David Teel	757-247-4637	757-247-9420	www.dailypress.com
News-Messenger	David Grimes	540-382-6171	540-382-3009	www.mainstreetnewspapers.com
Norfolk Virginian Pilot	Kyle Tucker, Tom Robinson	757-446-2000	757-533-9004	www.pilotonline.com
Petersburg Progress-Index	John Medeiros	804-732-3456	804-861-9452	www.progress-index.com
Potomac News	Dave Fawcett	703-878-8000	703-878-3993	www.potomacnews.com
Pulaski Southwest Times	Dave Bissett	540-980-5220	540-980-3618	www.southwesttimes.com
Richmond Times Dispatch	Jack Berninger, Mike Harris, John Markon	804-649-6445	804-775-8085	www.timesdispatch.com
Roanoke Times	Michael Stowe, Mark Berman	540-981-3221	540-981-3392	www.roanoketimes.com
South Boston News & Record	Tucker McLaughlin	434-572-2928	434-572-2920	www.thenewsrecord.com
Staunton Daily News Leader	Hubert Grimm	540-885-7281	540-885-1904	www.newsleader.com
Washington Post	George Solomon	202-334-7350	202-334-7685	www.washingtonpost.com
Washington Times	Matt Rennie, Ken Denlinger	202-636-3253	202-529-7869	www.washingtontimes.com
Waynesboro News Virginian	Jim Sacco	540-989-8213	540-942-4542	www.newsvirginian.com
Winchester Star	Ben Brooks	540-667-3200	540-667-0012	www.winchesterstar.com
LOCAL RADIO	CONTACTS	PHONE	FAX	INTERNET SITE
ISP SPORTS	Bill Roth, Mike Burnop	540-961-7604	540-961-7606	www.ispsports.com
WBRW-Radio	Rick Watson	540-633-5330	540-633-2998	
Virginia News Network	Gary Hess	804-474-0155	804-474-0167	www.virginianewsnetwork.com
WUVT-Radio	Sports	540-231-9881		
WKEX	Drake Anderson	540-951-9751	540-961-2021	thesportsaddictnetwork.com
LOCAL TV	CONTACTS	PHONE	FAX	INTERNET SITE
WDBJ-TV (Roanoke, Va.)	Mike Stevens	540-985-3623	540-343-7269	www.wdbj7.com
WSLS-TV (Roanoke, Va.)	Justin Ditmore	540-981-9126	540-343-2059	www.wsls.com
WSET-TV (Lynchburg, Va.)	Dennis Carter	434-528-1315	434-847-8800	www.wset.com
WCYB-TV (Bristol, Va.)	Paul Johnson	276-645-1555	276-645-1554	www.wcyb.com
WTVR-TV (Richmond, Va.)	Lane Casadonte	804-254-3645	804-254-3697	www.wtvr.com
WAVY-TV (Portsmouth, Va.)	Bruce Radar	757-393-1010	757-397-8279	www.wavy.com
WTKR-TV (Norfolk, Va.)	Ted Alexander	757-446-1000	757-446-1376	www.wtkr.com
WVEC-TV (Norfolk, Va.)	Scott Cash	757-625-1313	757-628-5855	www.wvec.com
WVIR-TV (Charlottesville, Va.)	Steve Trout	434-977-7082	434-220-2905	www.nbc29.com
WWBT-TV (Richmond, Va.)	Ben Hamlin	804-233-5461	804-230-2789	www.nbc12.com
WRIC-TV (Richmond, Va.)	Kevin Brandmeyer	804-330-8888	804-330-8883	www.wric.com
WVVA-TV (Bluefield, W.Va.)	Greg Carter	304-325-5487	304-327-5586	www.wvva.com



CONNECTING WITH THE HOKIES



Virginia Tech has witnessed unprecedented increases in media exposure over the past several years and with the move to the Atlantic Coast Conference this season, that exposure will surely increase exponentially.

Hokie fans throughout the state, region, nation and world can find instant information on Virginia Tech athletics with the click of a mouse, the flick of a TV remote, the switching of a radio dial or the browsing of a newspaper. Media in all forms cover the Hokies home and away, and the demand for Tech basketball information grows every year.

The Virginia Tech/ISP Sports Network provides fans with game action over the airwaves and the Internet. *Hokiesports.com*, the athletic department's official Web site, displays live in-game statistics and features from the award-winning staff of *Hokiesports the newspaper*. As a member of the Atlantic Coast Conference, the Hokies are a part of a comprehensive television package, and the number of newspapers covering the Hokies has increased over the years.

The media that regularly covers the Atlantic Coast Conference is perhaps the largest and most

dedicated to the sport in the world. Virginia Tech, with its geographical ties to the major markets of the ACC, will see a profound increase in media opportunities for the men's basketball program. The Hokies also will be a part of the best-known and beloved post-season event in the

country, the ACC Tournament.

With the added enthusiasm of the entrance into the ACC, these media opportunities are sure to increase. That, added to the well-known fervor of Hokie fans around the world, leads to exciting times in the near future for Tech basketball.





TECH ON TELEVISION

Ask anyone associated with college basketball and they will tell you that the biggest change in the sport in recent years is the explosion of coverage of the game on television. And no place is that explosion better seen than at Virginia Tech.

The Hokies have gone from occasional to frequent television appearances in just a few years. When the Hokies joined the BIG EAST Conference for the 2000-01 season, Tech witnessed a jump in television exposure, both in games televised and the coverage of local, regional and national outlets. With this season's move to the Atlantic Coast Conference, the Hokies will see that exposure almost double in just one season.

Last season, the Hokies made 13 television appearances, including both games in the BIG EAST Tournament. This season, Tech is scheduled to make a minimum of 18 television appearances, the most in school history. Tech will have all but two of its ACC games televised this season.

Tech is fortunate to have all the variables for great television exposure: a loyal fan base that is interested in all Virginia Tech athletics, a cadre of local, state and regional media that follows the team, and an outstanding television package as a member of the Atlantic Coast Conference.



TV GAMES

ESPN2

Feb. 17 vs. Duke

Fox Sports Net

Dec. 19 vs. North Carolina

Jan. 30 at Duke

Comcast Sports Net

Dec. 2 vs. Chattanooga

Dec. 4 at VMI

Dec. 11 vs. James Madison

Dec. 30 vs. Mississippi State

Raycom/Jefferson Pilot

Jan. 15 vs. Clemson

Jan. 22 at Georgia Tech

Jan. 27 vs. Virginia

Feb. 5 vs. Wake Forest

Feb. 12 at Virginia

Feb. 26 at North Carolina State

March 5 vs. Maryland

Regional Sports Networks

Jan. 19 vs. North Carolina State

Feb. 8 at Maryland

March 1 at Clemson

The 2005 ACC Tournament will be televised by ESPN and Raycom/Jefferson Pilot.



VIRGINIA TECH ON THE WEB



Peg Morse
Director of
Internet Services

Damian Salas
Webmaster

Hotline radio show, and postgame interviews in the live streaming format for the 2004 season. This past season fans could also watch home baseball games on hokietv.com. Online, fans could listen to the live radio broadcast of all Olympic sports.

hokietickets.com contains links and updates about tickets for Hokie athletics events. The site provides the user with information about season and individual game tickets. Tech fans can now visit this site and have instant access to tickets-online, a ticket renewal system.

The popular hokiespages.com provides the user with great wallpapers to add to their computers, extra photo scrapbooks, weekly polls, on-line greeting cards and many new features that change every day.

The in-house site was first launched on Nov. 29, 1999, and has provided Hokie fans around the world various news releases, images, movies and in-depth stories. The site also provides links to live broadcasts of men's and women's basketball, as well as football, and occasionally broadcasts Olympic sports special events as well. Since August 2003, hokiesports.com has averaged more than 152,000 unique visitors per month.

The Web site is managed by Peg Morse, director of Internet services, and designed by Damian Salas, webmaster. Student interns and workers assist with the Web site development and video production.

Morse has served the athletics department since 1985 in the area of promotions and marketing until her present position was created in 1999. Salas created the first in-house Web site and maintained it from 1995 to 1998, and became a full-time athletic staff member in January 2000.

Regardless of where they are, Virginia Tech sports fans have the luxury of getting up-to-date information on their favorite Tech sports or athletes on a daily basis. Hokiesports.com is every Tech fan's source for fast, accurate and official coverage of all Hokie sports teams and events.

Hokiesports.com is the lead site of five official Virginia Tech Athletics sites. The other four sites are: hokietv.com, hokietickets.com, hokiespages.com and hokieshop.com. There is also a direct link to the popular on-line version of *hokiesports the newspaper*.

Through the efforts of the sports information department, pregame releases, game stories and individual features — as well as up-to-date statistics and results for all 21 athletic teams — are posted to hokiesports.com, providing the fastest, most complete source for Hokie news on the Web.

Other offerings include individual home pages for each of Virginia Tech's sports. Breaking news

and archived releases about all Tech teams can be found, along with media guides containing player and coaching staff profiles, schedules, records, historical information and other pertinent facts for every sport.


Also, accessible on every sport's home page are the rosters, with links to player bios, schedules and results, as well as conference standings.

The "Coaches Notebook" is updated as the season progresses by the coaches themselves as they choose.

With fast "live stats," fans can view home football, men's and women's basketball, baseball, softball, men's and women's tennis, volleyball and wrestling stats as they happen via the Web.

hokietv.com provides streaming video clips that are exclusive to the site. Coach and player interviews and video coverage of events that are one-of-a-kind are available to site users. hokietv.com will broadcast the weekly Hokie

HOKIESPORTS.COM



WOODS-COUNTRY



SEASON OUTLOOK

The 2004-05 basketball season brings an increased sense of excitement to Cassell Coliseum. Yes, the Hokies are coming off a winning season and the program is on a definite resurgence, but there is much more. Once a far-off dream to students, fans and athletes, Tech has "come home" to the Atlantic Coast Conference.

The challenges of playing men's basketball in the ACC are great, but the rewards are greater. The air of excitement that is palpable on the Virginia Tech campus and throughout the Commonwealth is tinged with the knowledge that Tech is now competing in the best basketball league in the country. And while the Hokies made many advances last season in its final go-round in the BIG EAST, that provides little comfort for the coming season.

"The ACC is obviously a huge boost to us," head coach Seth Greenberg said. "The ACC fits Virginia Tech. There is a new respect for Virginia Tech. The ACC gets you into the door with people because kids in this region want to play in the ACC. The ACC is also a calling card to recruit nationally."

Greenberg enters his second season in Blacksburg with a young, but exciting team. A team that is strong and deep on the perimeter, but possibly a little thin up front. It will take hard work for this team to be successful, but after last season, the Hokies now have tangible proof of what hard work can do.

"We're going to be so thin up front, we're going to have to be more wide open," Greenberg said. "If I feel we have the depth, we're going to extend the defense. We have to create a more up-tempo game in order to take the big people out of the game. The best way to do that is make people go up and down.

"Our style of play will be a much more attacking style on both ends," Greenberg continued. "As great as the BIG EAST is, they let you run your offense; in the ACC they try and take you out of your offense. So you have to have more guys to make plays."

Virginia Tech was the surprise of the BIG EAST last season. Despite injuries and an extremely young team, Tech finished eighth in the league and finished the season with a winning record. To say that was not expected would be an understatement.

Gone from last year's team is first team all-conference and BIG EAST leading scorer Bryant Matthews, who averaged 22.1 points per game as a senior. Perhaps no player in college basketball improved more and typified his team and pro-



Carlos Dixon returns to the Tech lineup this season after redshirting last year.

gram better last season than Matthews. If it could be accomplished by hard work, then Matthews accomplished it. But most importantly, Matthews instilled that same work ethic into his teammates and the improvement was noticeable game to game.

This year's team will once again be young, but with four starters returning and senior Carlos Dixon back from a redshirt season, the Hokies will have a good deal of experience, not to mention the school's best-ever recruiting class. Following a spring and summer of work in the

weight room and on the court, Virginia Tech is ready to face the challenge in front of them.

The return of Dixon is a needed boost to the Hokies. A proven scorer, Dixon is the lone senior on the team. He missed the entire 2003-04 season following surgery on a fractured left foot. He will supply a needed (three-point) shot in the arm to this team. Dixon has started 65 of the 75 games he has played at Virginia Tech.

"Carlos has got an NBA body," Greenberg said. "He's used the year off to really develop his body. He can shoot the ball. He needs to use his



size and quickness to get into the lane and get his shots. He's another guy who is going to be asked to rebound the basketball.

"He's got a great instinct. He's active and quick. He has to understand that he has got to be the hardest worker and the best teammate. He's got to be a winning player."

Dixon has spent the year wisely. He has added weight and worked hard on his shot selection. Although not able to play, he continued his role as a team leader last season and, most importantly, earned his degree in May.

Dixon will anchor a perimeter that will be the team's strength in its initial campaign in the ACC. Dixon joins returning starters Zabian

Dowdell, Jamon Gordon and Markus Sailes on the perimeter. Three of this year's signees, Marquie Cooke, Deron Washington and Wynton Witherspoon, also figure to see action on the perimeter this season, as does junior Shawn Harris. Finding playing time for this talented group will be a challenge for the coaching staff. Expect to see any four of this group on the floor at the same time this season.

All three returners in the backcourt averaged at least 32 minutes per game last season, and by season's end had developed into one of the best young backcourts in the league. Dowdell was the starting point guard last season, but also will see time at the two spot as a sophomore. He stepped


right into the role and gave Tech something it never had in its previous three seasons in the BIG EAST: a true point. He is one of the team's top outside shooters and is a perfect fit for the team's reliance on versatile players.

"Zabian Dowdell is a guy who we empowered last year and gave him freedom and he embraced it," Greenberg said. "He is deceptively quick and he is tricky with the ball. He can play one or two guard, because he is one of our best perimeter shooters. He's got excellent range and has also developed that ability to get to the rim."

Gordon may wind up being the heart and soul of this team. There is no tougher competitor than Gordon. He has tremendous court sense and an



Jamon Gordon led the Big East Conference in steals last season as a freshman.



Zabian Dowdell can play either of the guard spots for the Hokies.



Coleman Collins should gain the starting nod in the post for Virginia Tech this season.

ability to be in the middle of the action. A knee injury last season kept him out of the first half of conference play, but when he returned, he was one of the best freshman guards in the country and led the BIG EAST in steals as a freshman, averaging 2.1 steals per game in league play.

"Jamon Gordon is probably the most competitive and the strongest of the sophomores," Greenberg said. "He's worked very, very hard this summer and has gotten bigger and stronger and even tougher. He has the ability to get in the lane and make plays and has great anticipation. He is

fearless and refuses to back down to anyone."

To say that Sailes was the biggest surprise on the team last season would not do justice to the job he did. Entering the season, Sailes was tabbed to back up Dowdell at the point. With the injuries that afflicted the team, Sailes was put into duty as the number-three guard. All he did last season was become a defensive stopper and one of the top players in the league handling the ball.

Simply put, Sailes didn't make many mistakes. After playing more than eight times as many minutes as a sophomore than his freshman season, Sailes enters his junior season as a solid, everyday performer for the Hokies. A foot injury at the end of the season has kept him out of spring drills, but not the weight room. Sailes has used this off-court time to his advantage, to get stronger.

"The thing I most respect about Markus is that he played to his strengths," Greenberg said. "He did what we needed him to do. He took care of the basketball and defended and you could see his growth as the season went along. I was probably as proud of him as any player we had."

Cooke comes to Virginia Tech with the best high school credentials since Dell Curry. Considered by many the best player in the Commonwealth of Virginia last season, Cooke brings a toughness and competitiveness to the team that is a perfect fit for the Hokies. He is the type of player that Greenberg is looking to populate his roster and that Tech probably doesn't sign if not a member of the ACC. Expect him to step in and start from day one.

"Marque Cooke is obviously the most mature of the freshman group," Greenberg said. "He's physically strong. He's got a toughness about him, a maturity about him. He has the ability to get into the lane. He's an attacking-type player and a good on-ball defender."

Washington is as physically gifted an athlete to ever play at Tech. Tall, long and lean, he possesses the natural ability to grow into a dominant wing player for Tech. The son of 15-year NFL veteran Lionel Washington, Washington also has the physical toughness. After suffering a shoulder injury last season, he would sometimes pop the shoulder back in and keep playing.

"Deron Washington is a freakish athlete," Greenberg said. "He's explosive and hard-playing. He's thin but strong. He comes from great genes, as his dad played for 15 years in the NFL. He is as hard a working and hard a playing individual as I saw last year. He doesn't take a play off and he's relentless going to the glass. He runs extremely hard."



Witherspoon is a long, tall player with good court sense and a knack for the ball. He is a shooter with range and has solid athletic ability. Witherspoon fits well into the philosophy of the program and should, along with his freshman classmates, see immediate action for the Hokies.

"Wynton Witherspoon is a multi-dimensional player who can play any perimeter position, and that's the way we play. We play with three guards, so that's important," Greenberg said. "He has the ability to shoot the ball and shoot the ball with range. He's very long; much longer than he is tall. He has deceptive quickness and an unbelievable feel for the game for such a young player. He really loves the game."

Harris is a Seth Greenberg type of player. A strong, tough player, he shows no fear on the court and has a knack for making plays. The junior missed the first part of last season with a foot injury, but made some big shots during the year and gives the staff another versatile player on the wing. Harris will draw tough defensive assignments and could be played in any number of situations. His big body and maturity will help him this season.

"Shawn Harris is a guy who doesn't really have a position, so we are going to move him around," Greenberg said. "He has a toughness, he's physical and he's a winning player. Our style of play this year will be kind of non-positional and that will help Shawn. You will see him guard players much bigger than him this year. He's a guy who loves the game and is very competitive. He has maturity and leadership skills."

A pair of walk-ons, junior Bob Ritchie and sophomore Marcus Travis, will provide depth for Tech on the perimeter. Ritchie became a well-liked and respected player last season for his work during practice and his unselfishness. Greenberg knows the importance of walk-ons in the program and Ritchie was a valuable player last season during game preparations. Travis joined the team over the summer and brings another big, physical perimeter player to help in practice and games.

In the frontcourt, the Hokies are, to say the least, thin. With junior Allen Calloway and sophomore Coleman Collins as the only returning scholarship post players, the Hokies must turn to a more pressure dominated, full-court philosophy to maximize the limited depth in the front court.

Collins had an interesting first year for the Hokies. Although he was only 17 years old, Collins became the starting post player for Tech during conference play. He played well in the exhibition season, but suffered a foot injury and

missed most of the non-conference slate. When he returned, he faced the likes of Emeka Okafor, Ryan Gomes and the rest of the BIG EAST post players. Through it all, Collins continued to improve and grow.

"Coleman Collins improved in front of your eyes," Greenberg said. "He's extremely skilled and is a very good athlete. He's got to work on a go-to move and not settling, but we have a lot of expectations for him. He's got to rebound the ball. He can do a lot of different things for the team. To say his best basketball is in front of him is an understatement."

Though he has plenty of work to do, Collins has a tremendous future at Tech. An outstanding student, Collins has potential and is working hard to realize that potential.

Although not a big body, Calloway uses his outstanding athleticism to its fullest advantage. Another of the players who fans could see everyday growth in last season, Calloway became comfortable in his role and really blossomed during the second half of the season. Calloway will be called upon to rebound more this season, but still supply defense and shot-blocking for the Hokies.

"Allen Calloway has probably taken more advantage of his situation than anyone," Greenberg said. "You could see his growth as the season went along and that carried over into the spring. He's done a great job this spring and summer in lifting and getting stronger. He's worked on his game. The light bulb has gone on and he's excited about it. He's a guy who has bought in to the work ethic. Allen Calloway is trying to seize his potential. He's going to have to rebound the ball."

The frontcourt got a needed boost during the summer with the signing of Robert Krabbendam. A 6-11 international player, Krabbendam has the ability to step right in and play immediately.

"He is a legitimate 6-11 1/2 with terrific skills and a feel for the game," Greenberg said. "He has put on 11 pounds in three weeks. He is extremely skilled, very competitive and an outstanding passer."

The third returner up front is sophomore walk-on Chris Tucker. The local player saw limited action as a freshman, but has worked hard in the weight room during the off-season and could provide some much needed help up front. He will have the opportunity to earn increased playing time this season.

The non-conference schedule is highlighted by the Hokies playing preseason top five Mississippi State in the Sugar Bowl Basketball Classic in New Orleans, but the rest of the non-league games also



Allen Calloway looks to continue his constantly improving play again this season.



Chris Tucker should be a valuable frontcourt reserve for the Hokies this year.



Markus Sailes is the only returning player to have started every game last season.



Shawn Harris provides an athletic punch off the bench for the Hokies.

have some kick to it. Western Michigan visits Cassell Coliseum coming off a 26-win season and NCAA appearance and Chattanooga won 19 games a year ago. Tech also has trips to state foes William & Mary and VMI and former BIG EAST opponent St. John's on the season's slate.

"Having a chance to play in the Sugar Bowl, against a team that a lot of people pick to be in the Final Four, is going to be a tremendous challenge for our team," Greenberg said.

The Hokies first go at the ACC is, well, exciting. Tech will play its first-ever ACC game at home against North Carolina on Dec. 19. Add in

home games against Clemson, NC State, Virginia, Wake Forest, Duke, Miami and Maryland and a case can be made for the toughest and most anticipated home schedule ever.

"We have a great home schedule in the ACC," Greenberg said. "Our non-conference games have some teams that played well last season and have a rich tradition. Western Michigan made the NCAA Tournament, Chattanooga won 19 games. These teams have had recent success and expect to win."

Though it would be tough to peg this team right now, fans should expect to see a more wide-

open, exciting brand of basketball. The Hokies should be very proactive and force opponents to make plays. Tough, in-your-face basketball will be the norm in Cassell Coliseum this season. If fans are looking for a team with an identity, they will find it here. Tech's vocabulary will be ripe with terms like hard work, mental toughness and competitive. This should be fun.

"Having team chemistry is going to be imperative to our success," Greenberg concluded. "We have to get guys to let things happen. Make things happen on defense and let things happen on offense. That will be very important to us."

MEET THE COACHES





HEAD COACH SETH GREENBERG

After a first season that saw him guide Virginia Tech to new heights in its quest to re-establish its place among collegiate basketball's elite, Seth Greenberg is in his second season as the head coach of the Hokies.

A new era in Virginia Tech men's basketball began on April 3, 2003, as the Hokies introduced Greenberg as their 27th head coach. A proven program builder, an admired and innovative tactician and an experienced recruiter, Greenberg guides a Tech program that made tremendous strides in his first season and looks to improve even more this year, in the Atlantic Coast Conference.

"I believe we have found someone who has extensive head basketball coaching experience and beneficial recruiting ties throughout the Eastern Seaboard," Virginia Tech Director of Athletics Jim Weaver said at the time of Greenberg's hiring.

Optimism was high as Greenberg began his tenure at Tech, but his first season in Blacksburg turned out, possibly, better than anyone could have hoped for. The Hokies played well throughout the season, despite being limited by injuries. And, most importantly, the team improved con-



sistently throughout the year.

The aggressive, up-tempo style that Greenberg installed in his first season with the Hokies has seen immediate dividends and has brought a renewed sense of excitement to Cassell Coliseum, as well as to the "Hokie Nation." The Hokies led

the BIG EAST Conference in steals, turnover margin and assist/turnover ratio in 2003-04.

When the team needed to step up, it did. The Hokies finished the 2003-04 season strong with a 15-14 overall record and a best ever 7-9 BIG EAST mark. The Hokies entered the BIG EAST Tournament as the eighth seed and defeated Rutgers, 61-58, in the first round before falling in the quarterfinals to nationally ranked Pittsburgh. Tech finished the regular season winning its last three games and last five home games. Picked to finish last in the league in the coaches' preseason poll, the Hokies finished the regular season in eighth place.

A proven recruiter, Greenberg has captured the excitement of the pending ACC move and signed perhaps Tech's best recruiting class. With the loss of only one starter, the future looks bright for the Hokies.

Perhaps the biggest influences seen in the program have been the work ethic and attention to detail that Greenberg and his staff have instilled. And when speaking of hard work, the principle begins at the top, with Greenberg himself. Long hours of watching film, instructing players and





program development, along with tireless work in promoting the program and university and being involved in the community have made Greenberg a popular face on the Blacksburg campus and in the "Hokie Nation."

Greenberg came to Virginia Tech from the University of South Florida, where he served as head coach for seven seasons. At USF, Greenberg had a record of 108-100. Prior to USF, Greenberg was the head coach at Long Beach State University, where his overall record was 105-70. In his 14 years as a head coach, Greenberg has an overall record of 228-184. An important side note is that, following his initial seasons at LBSU and USF, Greenberg compiled a 194-134 record at the two schools.

During his time at Long Beach and USF, Greenberg's teams posted impressive records against major conference opponents. Included during his Long Beach State tenure were wins

"I thought Seth Greenberg did a remarkable job in leading Virginia Tech to a winning record last season, in arguably the toughest conference in the country. His team was not offensively gifted, but his adjustments and strategies gave his team a chance to be competitive against a slew of NCAA Tournament teams. After watching his team on tape, I got a chance to see Virginia Tech in the Big East Tournament, and no team played harder or showed more grit. Seth Greenberg is a really good coach, and I really believe that he has Tech on the winning track."


— Jay Bilas, ESPN college basketball analyst

over four nationally ranked teams, including a 64-49 victory against then-No. 1 Kansas at Allen Fieldhouse in 1992-93. At South Florida, his teams were 2-0 against Ohio State, had two wins over Texas and won at Pittsburgh during the Panthers' run to the Sweet 16 in the 2001-02 season. The Bulls defeated eventual Final Four team Wis-

consin in the 1999-2000 season.

At South Florida, Greenberg led the Bulls to two National Invitation Tournament appearances and victories in Conference USA play against nationally ranked opponents.

During his years in collegiate coaching, Greenberg has helped develop many outstanding players.



Head coach Seth Greenberg with his wife, Karen, and their three daughters (l-r) Paige, Jacqueline and Ella.




From his time at Long Beach State, former 49er Lucious Harris is the Big West Conference's all-time leading scorer. And in just his first season at Virginia Tech, Bryant Matthews led the Big East Conference in scoring and was second in assists, behind teammate Jamon Gordon.

While at South Florida, Greenberg recruited and coached Conference USA's all-time leading scorer Altron Jackson and number-four scorer B.B. Waldron. Waldron is second in career rebounds in C-USA and the pair is one-two in field goals made in the league. Also, Reggie Kohn is C-USA's all-time leader in assists and former Bull Cedric Smith and Waldron are first and second in league history in steals.

A 1978 graduate of Fairleigh Dickinson, Greenberg was a four-year letterwinner under head coach Al Lobalbo. His father, the late Ralph Greenberg, played at Long Island University under coaching legend Clair Bee, one of college basketball's all-time winningest coaches.

Greenberg began his coaching career as an assistant at Columbia in 1978. He moved to Pittsburgh two years later where he made two trips to the NCAA Tournament in three years with the Panthers. He then spent the 1983-84 season at Virginia, helping the Cavs reach the Final Four before moving on to Miami as an as-



Seth Greenberg has developed many NBA players including (l-r) James Cotton, Lucious Harris and Bryon Russell.



tant under future Virginia Tech head coach Bill Foster. There, he helped revive a program that had been dormant for a number of years.

Greenberg first went to Long Beach as associate head coach under Joe Harrington and, three years later, replaced Harrington when he accepted the head coaching position at Colorado. In his six seasons at LBSU, Greenberg led the 49ers to two NCAA Tournament appearances and one NIT appearance. He led LBSU to two Big West Conference championships and one Big West regular season title. While at LBSU, the 49ers defeated four nationally ranked teams. Greenberg also tutored two current NBA players — Bryon Russell (Utah) and Lucious Harris (New Jersey) — and former NBA player Juaquin Hawkins. The hope is that former Hokie Bryant Matthews will join that list of NBA players this season.

This past summer, Greenberg received a lofty honor when he was inducted into the Five Star Basketball Camp's Hall of Fame. The honor, shared by some of the greatest coaches like Rick

“The number one ingredient Seth has is enthusiasm. His game preparation is excellent. The thing I like most about the team is they always play hard no matter what the score is. They dive for loose balls when they've been down by 15 with under a minute left and that shows me something. Coach Greenberg has a lot of passion for the game and that is important.”

— **Glen Combs, former Virginia Tech and ABA standout**

Pitino and Hubie Brown, was bestowed for the many years that Greenberg has been a part of the nation's top summer basketball camp, as an instructor and guest speaker.

Known as one of the more insightful and knowledgeable coaches in the college game, Greenberg served as an analyst for College Sports Television's coverage of the NCAA Tournament last season and is often a guest on national, regional and local sports talk shows, including ESPN Radio and the Jim Rome Show.

Greenberg and his wife, Karen, are the parents of three daughters, Paige (16), Ella (13) and Jacqueline (9). The Greenbergs are active in a number of organizations and causes, including the Boys and Girls Club. This May, The Greenbergs, along with Roanoke College coach and former Hokie Page Moir and his wife and VMI coach Bart Bellairs and his wife will initiate “An Evening at Center Court,” a fund-raising dinner at the Hotel Roanoke for benefit the American Cancer Society's Coaches vs. Cancer campaign.

THE SETH GREENBERG FILE

Coaching Experience

Head Coach, Virginia Tech, 2003-present
15-14 record (.517)
Head Coach, University of South Florida, 1996-2003
108-100 record (.519)
Head Coach, Long Beach State University, 1990-96
105-70 record (.600)
Associate Head Coach, Long Beach State University, 1987-90
Assistant Coach, University of Miami, 1985-87
Assistant Coach, University of Virginia, 1983-84
Assistant Coach, University of Pittsburgh, 1980-83
Assistant Coach, Columbia University, 1978-80

Postseason Appearances

NIT – 1992, 2000, 2002 (Head Coach) 1988, 1990 (Assistant Coach)
NCAA Tournament – 1993, 1995 (Head Coach) 1981, 1982,
1984 Final Four (Assistant Coach)

Personal

Born April 18, 1956, Plainview, N.Y.
High School John F. Kennedy '74
College Fairleigh Dickinson University '78
Family Wife Karen
Daughters Paige (16), Ella (13) and Jacqueline (9)

Year-by-Year Coaching Records

Year	School	Record	Accomplishments
2003-04	Virginia Tech	15-14	11-4 at home, most BIG EAST victories
2002-03	South Florida	15-14	13-2 home record
2001-02	South Florida	19-13	NIT; most wins since '91-92, 3rd-most in USF history
2000-01	South Florida	18-13	defeated No. 25 Texas
1999-00	South Florida	17-14	NIT; C-USA Co-Champs National Division
1998-99	South Florida	14-14	win at Texas; first ever win at Marquette
1997-98	South Florida	17-13	defeated No. 23 FSU
1996-97	South Florida	8-19	Top 25 recruiting class
1995-96	Long Beach	17-11	Big West Champs
1994-95	Long Beach	20-10	NCAA Tournament; Big West Tournament Champs
1993-94	Long Beach	17-10	Big West Runner-up
1992-93	Long Beach	22-10	NCAA Tournament; Big West Tourn. Champs; Two NBA picks
1991-92	Long Beach	18-12	NIT
1990-91	Long Beach	11-17	Top 20 recruiting class
14 seasons		228-184	5 postseason berths

Education

B.A., Broadcast Journalism,
Fairleigh Dickinson University, 1978



A TALK WITH SETH GREENBERG

How pleased were you with your first season at Virginia Tech?

"I was really proud of our basketball players. I think they allowed themselves to buy into the commitment and the work ethic that we expected of them. I think as the season went along, the veterans understood where I was coming from, learning to compete each and every play. I feel that we made progress. We are far from a finished product. We are just scratching the surface of where we need to be, if we are going to be successful long-term."

How has Tech's entrance into the ACC been received in basketball circles?

"The entrance into the ACC, this year, everybody feels is probably both a blessing and a curse. This might be one of the best years in the history of the ACC, in terms of the quality of competi-

tion and play and the experience. But they also know the history of the ACC. People feel that we are where we belong. The BIG EAST was a great conference, but it really wasn't a great fit for Virginia Tech. People in this area, this geographic footprint, couldn't relate to the BIG EAST as a whole. We really don't have a lot in common with the Providences, the Seton Halls. But now, we have a great deal in common with our fellow members."

What have been some of the keys to your early successes in recruiting at Virginia Tech?

"The ACC has been a huge boost to our recruiting, especially here in this geographic region. The ACC is a calling card. Kids want to play in this conference, be part of this conference. The opportunity to play is very important. The exposure and the commitment the university has made to the program in terms of

upgrading our facilities and things of that nature are very important."

How has Virginia Tech basketball advanced toward the way you eventually want this program to be?

"We are a long way from where I want us to be. I don't want people to have an unrealistic expectation of where we are and where we are going due to us having a winning season last year. We are in our infancy. We have 11 players on scholarship. We haven't gotten into the style of play that I would like us to play. We have some talented, young, athletic players and that's good. We just need more of them and get them to mature."

What are some of the challenges for you to coach in your third major conference in three years?

"It's 36 scouting reports of different oppo-





nents, excluding the non-conference games. The biggest thing in changing leagues is you need to get a feel for how the other coach coaches, what are his points of emphasis. We always ask our players, 'Who are they? How do they work? What is their style?' You have to decide, when you establish a game plan, what you want to give and what you want to take away. The more you are familiar with an opponent, the more you will have a better feel for what they are going to do."

What changes should fans expect to see from last year to this season?

"Hopefully, we will play a little bit faster and be a little bit more assertive on the defensive end. We did lead the league in steals last year, but we're going to miss Bryant Matthews. I think we will have greater depth and overall, better athleticism. Last year's freshmen, who are now sophomores, will have a better understanding and more maturity, but we're still going to be a very young basketball team.


"I'd like for us to get up and down the court a little bit more and extend our defense more. I'd like to play at a faster tempo at both ends of the court."

What have you learned about the university since you have been here that you may not have known coming in?

"I had an idea, but really didn't understand the tremendous amount of pride that the Virginia Tech family has in their university. The people in this community really made our staff and our family feel really welcome and they embraced us. This is a great university and Hokies have a great pride in what that represents. It's important for me to communicate to our players that it's very special to be part of this university."

How important is Virginia Tech's past in building for the future?

"We have a history and we need to have a link to our history. A link to the Dell Curry's, the Bimbo Coles, the Allan Bristows. We have a rich tradition and at one time, had one of the nation's elite programs. We need to reach back into that to let people know that it's been done here and it can be done again. We want to make those people a part of our program and bring them back and allow our players to rub shoulders with them and



develop a relationship with the people that made this program great."

What do you expect from Cassell Coliseum crowds this season?

"Cassell is such a tremendous asset to our program. It's a great home venue; it's a great home environment. Our students are so passionate

about what we are doing in the ACC; it takes it to another level. I expect to have an exciting atmosphere, an electric-like atmosphere, the type of atmosphere that is indicative of what ACC basketball is all about. When you think about ACC basketball, you think about the best environments in college basketball. Great arenas, great fans, educated fans, but passionate fans. And absolutely crazed student sections."



BRAD GREENBERG

Brad Greenberg begins his second season at Virginia Tech and his first as Associate Head Men's Basketball Coach. He was the first assistant hired when his brother, Seth, was named head coach and was promoted to Associate Head Coach in September 2004.

At Virginia Tech, Greenberg serves as the top assistant in the program. His duties are varied and wide-ranging. He oversees scheduling, scouting and game preparation and also assists in recruiting with a focus on international prospects. Greenberg works closely with his brother in conducting practices and on-court coaching duties.

"Brad is a tremendous asset to our program," Seth Greenberg said. "His depth of knowledge and experience help us in so many ways. His preparation and organizational skills are a great value to our team."

Greenberg came to Tech with 25 years of successful NBA and NCAA coaching, management and media experience. Greenberg served the previous two seasons as director of basketball operations at the University of South Florida. He was general manager and vice president of basketball operations for the Philadelphia 76ers from 1996-97. While with the Sixers, Greenberg drafted Allen Iverson, the 2001 NBA MVP.

Greenberg spent eight seasons with the Portland Trail Blazers. From 1989-92, he served as the Blazers' director of player personnel and from 1992-95 was the team's vice president of player personnel. During those years Greenberg helped acquire or recruit for the Trail Blazers Buck Williams, Rod Strickland, Danny Ainge, and recent Basketball Hall of Fame inductee Drazen Petrovic (the premier European player of his time). While in Portland he helped build

THE BRAD GREENBERG FILE

Full name	Brad Greenberg
Date of birth	Feb. 24, 1954
Hometown	Manhattan, N.Y.
High School	John F. Kennedy, '72
College	American University, '77
Children	Cory (18), Ali (13)



Experience

American University (Washington, D.C.) — Assistant Coach (1977-78)
 St. Joseph's University (Philadelphia, Pa.) — Assistant Coach (1978-84)
 Los Angeles Clippers (Los Angeles, Calif.) — Assistant Coach (1984-86)
 New York Knicks (New York, N.Y.) — Assistant Coach (1986-87)
 Portland Trail Blazers (Portland, Ore.) — Scout (1987-89), Director of Player Personnel (1989-92), Vice President, Player Personnel (1992-95)
 Philadelphia 76ers (Philadelphia, Pa.) — General Manager, Vice President Basketball Operations (1996-97)
 University of South Florida (Tampa, Fla.) — Director of Basketball Operations (2001-03)
 Virginia Tech (Blacksburg, Va.) — Assistant Coach (2003-04), Associate Head Coach (2004-present)

three teams that played in the Western Conference Finals and two teams that competed in the NBA Finals. He also helped draft three college players who have gone on to earn the NBA Sixth Man of the Year awards (Cliff Robinson, drafted No. 36 in the 1989 draft, received the award in 1993; Anthony Mason, drafted No. 53 in 1988, received the award in 1995; and Aaron McKie, drafted No. 17 in 1994, received the award in 2001).

Before his time in Portland, Greenberg was an assistant coach with the New York Knicks during the 1986-87 season and the Los Angeles Clippers from 1984-86. During those seasons he helped

coach two of the NBA's all-time greatest players, Patrick Ewing and Bill Walton.

He also has served as a player personnel consultant with the Denver Nuggets, Washington Bullets and Orlando Magic, along with assisting the NBA Scouting Service — The Court Report, and the J & J World and European Basketball Registers.

He got his start in coaching at his alma mater, American University. From 1978-84, he was an assistant coach at St. Joseph's University in Philadelphia, also serving as the Hawks' recruiting coordinator. While at St. Joe's, the Hawks made two NCAA and three NIT appearances. In the 1980-81 season, St. Joe's made the NCAA Elite Eight. Greenberg is a 1977 graduate of American with a bachelor of arts in interdisciplinary studies in athletics, the media and society. He was a three-year letterwinner for the Eagles and was the team captain as a junior and senior after playing his freshman year at Washington State University.

Off the court, Greenberg authored "The Assistant Coach — A Courtside Pocket Reference for Practice Development." He has served on a number of committees and associations, including the WNBA Rules and Competition Committee and the University of South Florida Academic Task Force. Also at South Florida, he was a presidential appointee on USF's Committee on Black Affairs.

Greenberg also worked as a television analyst for local and regional broadcasts of USF basketball on Fox SportsNet and ESPN Regional Television, along with serving for three seasons as the television analyst for the Northeast Conference on Madison Square Garden Network. For the past three seasons he was a contributing writer for NBA.com, serving as one of the Web site's player personnel and draft experts.



Coach Brad Greenberg with his daughter Ali, and son Cory.



RYAN ODOM

THE RYAN ODOM FILE

Ryan Odom is in his second season as an assistant coach at Virginia Tech.

In his time in Blacksburg, Odom has quickly established himself as one of the top young recruiters in the nation. The 2003-04 Hokie recruiting class is generally considered perhaps of the best in school history.

In his first season with the Hokies, Tech posted a winning record and finished eighth in the BIG EAST Conference.

Odom came to Blacksburg from American University, where he served three seasons as an assistant under Jeff Jones. At American, Odom was responsible for the coordination of AU's recruiting efforts, as well as assisting with the on-court development of the program's student-athletes.

Before American, Odom spent one season as an assistant coach at UNC Asheville for head coach Eddie Biedenbach. Prior to that, he served two seasons as an assistant coach at Furman under Larry Davis and one season under Seth Greenberg at South Florida as an administrative assistant.

Odom is a 1996 graduate of Hampden-Sydney with a degree in economics. The Tigers' starting point guard for four seasons, and team captain as a senior, Odom helped lead HSC to an 80-30 overall record during his career and twice led teams to the NCAA Division III tournament. He finished his career as Hampden-Sydney's leading three-point shooter and was fourth in assists.

He and his wife, Lucia, have one son, Connor. Odom is the son of Dave Odom, the head coach at South Carolina.

"Ryan Odom has a tremendous basketball pedigree," Greenberg said. "He has lived the game and business since childhood. He is an excellent teacher and communicator and has a network of contacts, both nationally and internationally, second to none."

Full name	Robert Ryan Odom
Date of birth	July 11, 1974
Hometown	Durham, N.C.
High School	R.J. Reynolds '92
College	Hampden-Sydney '96
Wife	Lucia
Children	Connor (3)



Experience

- University of South Florida (Tampa, Fla.) — Administrative Assistant (1996-97)
- Furman University (Greenville, S.C.) — Assistant Coach (1997-99)
- University of North Carolina-Asheville (Asheville, N.C.) — Assistant Coach (1999-2000)
- American University (Washington, D.C.) — Assistant Coach (2000-03)
- Virginia Tech (Blacksburg, Va.) — Assistant Coach (2003-present)



Assistant coach Ryan Odom with son Connor and wife Lucia.



STACEY PALMORE

Stacey Palmore begins his first season as an assistant coach at Virginia Tech after spending the 2003-04 season as an assistant at the College of Charleston. At Virginia Tech, Palmore is responsible for off-campus recruiting, as well as game preparations and student-athlete development.

Prior to his time at Charleston, Palmore spent one season as an assistant at University of Evansville. Palmore also served as an assistant coach and recruiting coordinator at Western Carolina from 2000 until 2002, where he recruited and coached 2003-04 NCAA scoring average runner-up Kevin Martin. Martin was the first-round pick of the Sacramento Kings in the 2004 NBA Draft. While at Evansville, he helped the Purple Aces to a 12-16 mark in 2002-03 after posting just seven wins the previous season.

A 1993 graduate of Livingstone (N.C.) College, Palmore played basketball and golf at the collegiate level. As a junior and senior he was in the nation's top 10 in Division II three-point field goal percentage, and was co-captain as a junior and senior.

He coached at Warwick High School in Newport News, Va., for three years as an assistant coach and then was elevated to head coach in 1996 and coached former Hokie and current NFL superstar Michael Vick of the Atlanta Falcons.

He spent one year at Lander (S.C.) University as an assistant coach and then served two years as assistant coach at Erskine (S.C.) College before joining the staff at Western Carolina. Since 1994, Palmore has directed the Shoot 4 The Stars Basketball Camp in Greenwood, S.C.

"Stacey Palmore is the complete package," Greenberg said. "He has outstanding people skills and possesses strong connections in the Atlantic Coast region. He has a dynamic personality and is a great fit for Virginia Tech as we move into the Atlantic Coast Conference. He will be a tremendous addition to our program."

THE STACEY PALMORE FILE

Full name	Stacey Lenard Palmore
Date of birth	March 23, 1969
Hometown	Greenwood, S.C.
High School	Greenwood, 1987
College	Livingstone College, 1993
Family	Single



Experience

Warwick High School (Newport News, Va.) — Head Coach (1996-97); Assistant Coach (1993-96)
 Lander University (Greenwood, S.C.) — Assistant Coach (1997-98)
 Erskine College (Due West, S.C.) — Assistant Coach (1998-2000)
 Western Carolina University (Cullowhee, N.C.) — Assistant Coach (2000-02)
 College of Charleston (Charleston, S.C.) — Assistant Coach (2002-04)
 Virginia Tech (Blacksburg, Va.) — Assistant Coach (2004-present)





SUPPORT STAFF



Rick Hall

Director of Men's Basketball Operations

Rick Hall is in his second season working with the Virginia Tech men's basketball team and in his first season as Director of Men's Basketball Operations. Hall was an assistant to Head Coach Seth Greenberg last season.

His duties with the Hokies include a wide variety of assignments, including team travel arrangements, assisting with on-campus recruiting and day-to-day office duties. He will work as camp director for the Seth Greenberg Basketball Camps.

Hall came to Virginia Tech from William Fleming High School in Roanoke, Va., where he served as head boys basketball coach for two seasons. While with Fleming, he also served as radio

color commentator for the Roanoke Dazzle of the NBDL. It was his second stint with the Colonels, as he had been an assistant coach with the school in the 1988-89 season.

From 1994-1999, Hall worked in the Continental Basketball Association with the Sioux Falls Skyforce, the Oklahoma City Cavalry and the Shreveport Storm. In the 1994-95 season he was assistant coach and Director of Player Personnel with Shreveport, and in the 1995-96 season was the team's head coach. Hall coached in the CBA finals as an assistant coach during his last three CBA seasons, winning one CBA Championship in 1997 with Oklahoma City. During Hall's five-year CBA tenure,

20 players he coached received NBA call-ups.

Prior to his time in the CBA, Hall was an assistant coach at Coastal Carolina University in the 1993-94 season and assistant coach at Roanoke College from 1989-93. Hall began his coaching career in 1983, spending five seasons as an assistant coach at Cave Spring High School in Roanoke, before moving to William Fleming for the first time.

Hall attended Ferrum Junior College, where he played basketball in 1978-79. He attended Virginia Tech on a football scholarship and lettered in 1979. Hall is a 1983 graduate of Virginia Tech with a degree in marketing education.



Ryan Dowley

Video Coordinator

Ryan Dowley begins his first season as video coordinator in the Virginia Tech men's basketball office.

His duties with the Hokies include coordinating the office's video operations, assisting with travel arrangements and assisting with on-campus recruiting. He will work with head coach Seth Greenberg with daily assignments and work with

the Seth Greenberg Basketball Camps.

Dowley comes to the Hokies following one season as Director of Basketball Operations at the University of Wisconsin-Green Bay. At Green Bay, he organized travel plans, edited film and coordinated film exchange.

He served as an assistant coach at Shores Academy, a private school in Ocala, Fla., during the

2002-03 season, and was an administrative assistant at Liberty University from 2000-02.

Dowley graduated from Liberty with a degree in sport management. As an undergraduate, he served as a student manager with the men's basketball team from 1996-2000. He served as head manager as a senior.



SUPPORT STAFF



Sharon Spradlin
Basketball Secretary

Sharon Spradlin, a veteran of the Virginia Tech Athletics Department, begins her 12th season as the basketball secretary.

A native of Blacksburg, Va., Spradlin worked in the Tech sports information department from 1987-93. She began her current position in November 1993.

Spradlin graduated from Blacksburg High School and attended New River Community College. Spradlin and her husband, Stephen, have two children, Stacie and Josh, and two grandchildren, Savannah and Dalton.

In her spare time, Spradlin enjoys working in her church, reading and spending time with her family.



Keith Doolan
Athletic Trainer

Keith Doolan is in his fifth season as athletic trainer for the men's basketball team at Virginia Tech.

Doolan served two years as a graduate assistant in the Tech training room and joined the staff full-time in July 2001. Prior to this season, his other duties included assistant trainer with football. This season, Doolan will concentrate solely on men's basketball.

Doolan came to Virginia Tech in 1999 following graduation from Tusculum College in Greeneville, Tenn. While at Tusculum, Doolan worked two years in the training room.

Doolan received a degree in physical education with a concentration in athletic training in 1999. In 2000 he earned a master's degree in health promotion from Virginia Tech. He is currently enrolled in the health promotion doctoral program at Tech. He was certified by the NATA in 1999.

Doolan is married to former Virginia Tech women's basketball standout Amy Wetzel, a second-year medical student at the Virginia College of Osteopathic Medicine in Blacksburg. They reside in Blacksburg.




Eric Cross
Equipment Manager



Virginia Tech student managers for 2004-05 are (l-r) Julieanna McGuire, Blair Ross, Beau Frazier and Scott Jester.



3001
1100
1100
1100
1100
1100
1100
1100
1100
1100



Guard/Forward
6-7 • 200 • r-Senior
Salisbury, N.C.

32 CARLOS DIXON

Missed the entire 2003-04 season after re-fracturing his left foot last summer ... Graduated in May with a degree in residential property management ... Is expected to return to the starting lineup this fall ... Provides the Hokies with another proven scorer ... One of the most versatile players on the team ... Can play anywhere on the perimeter ... Instinctual player who is a leader both on and off the court ... Plays well off the dribble ... Spent each of the last four summers on campus, working on his overall game ... Explosive scorer who can shoot from the perimeter and slash to the basket ... Good shooter who handles the ball well ... Has worked hard on improving his shot selection ... Has good defensive skills and fits well into the Hokies' defensive schemes ... Could become one of the top players in the ACC this season ... Candidate for preseason honors.

2003-04: Missed the season and was granted a medical redshirt.

2002-03: Started 21 of 25 games ... Second on the team in assists, blocked shots and steals and third in scoring ... Missed four full games after suffering a broken left foot in the first half of the loss at Miami ... Underwent successful surgery on Feb. 15 to place a pin in the broken foot ... Returned to action on a limited basis for the win over Villanova, when he scored three points in just eight minutes ... Opened the season with 19 points, seven rebounds, five assists and three blocked shots in the loss to St. Bonaventure ... Followed that with 20 points in the win over Michigan ... Had 14 points in the win over Toledo ... Had 16 points and seven assists in the home opener win against American and followed

that with 14 points and five assists in the loss to Wofford ... Was held out of the first half in the win over VMI due to disciplinary reasons ... Returned to the starting lineup by leading the Hokies with 12 points in the loss at William & Mary ... Led the Hokies with 20 points in the loss at East Carolina ... Scored 17 points and recorded a career-high six blocked shots in the win over Morgan State ... Scored 17 points in the win over Towson and hit on five of 10 three-point field goals ... Scored 13 points in the loss to Florida State ... Recorded a season-high 24 points and four steals in the loss at Villanova ... Scored 10 points in the loss at #6 UConn ... Scored 13 points in the win over Providence ... Scored 15 points and had three steals in the win over Virginia ... Had 16 points, five assists and a career-high six steals in the loss to St. John's ... Led the Hokies with 21 points in the loss to Boston College ... Led the Hokies with 21 points, three steals and three blocked shots in the win over #18/17 Connecticut ... Scored 14 points and had a team-high five assists in the win at St. John's ... Scored 12 points and had three assists in 23 minutes in the home loss to Miami ... Played 32 minutes and scored 11 points, with three assists and a team-high four steals coming off the bench in the season-ending loss at West Virginia.

2001-02: Started 18 games and appeared in 24 ... Led the Hokies in scoring, assists and steals ... Was 11th in the BIG EAST in three-point field goal percentage and 14th in made three-pointers ... Scored in double-figures in 16 games ... Suffered a stress fracture in his right foot and saw limited action against Murray State before missing

CAREER HIGHS

PTS	25 vs Villanova, 1-15-02
MIN	48 vs High Point, 12-30-00
FGM	8 vs Villanova, 1-15-02 8 vs St. Bonaventure, 11-22-02
FGA	18 at Old Dominion, 11-24-01 18 at Villanova, 1-8-03 18 at St. John's, 2-8-03
3FGM	6 vs High Point, 12-30-00
3FGA	10 vs High Point, 12-30-00 10 vs Towson, 12-30-02 10 vs Florida State, 1-4-03
FTM	7 vs VMI, 11-18-00 7 at Villanova, 1-8-03 7 vs Connecticut, 2-5-03
FTA	9 at Villanova, 1-8-03
REB	8 vs ETSU, 12-18-00
AST	8 at Villanova, 1-17-01 8 vs MSM, 11-17-01
BS	6 vs Morgan State, 12-14-02
STL	6 vs St. John's, 1-25-03



2000-01: Started every game for the Hokies ... Second on the team in scoring (11.0 ppg) ... Led team in steals (47), minutes played (864) and assists (77) and was second in blocked shots (22) ... Second in three-pointers made (50) ... Scored in double figures in 15 games as a freshman ... Opened his Virginia Tech career with 21 points in the win over VMI ... Had 13 points each against Virginia and Liberty ... Had 15 points and seven rebounds in the win over Fairfield and followed that with 12 points in the loss at Syracuse ... Had 14 points, eight rebounds and six assists in the win over ETSU ... Scored 20 points in the win over High Point, including 6-of-10 shooting from three-point range ... Had 15 points and four assists in the overtime loss to Villanova ... Had five assists in the win over Miami ... Scored 11 points in the loss at Georgetown, his first start at the point ... Had 13 points and a career-high eight assists in the loss at Villanova ... Had 13 points in the loss at #23 Connecticut ... Tied a season-high with 21 points in the loss at Miami ... Scored 10 points in the loss to West Virginia ... Scored 14 points in the loss to Notre Dame.

Fork Union/High School: Averaged 13.4 points and 5.5 rebounds per game at Fork Union ... Averaged 18.5 points and 9.3 rebounds as a senior at South Rowan High School in Salisbury, N.C. ... Played in North Carolina East-West All-Star game ... Second-leading scorer in South Rowan history despite playing just two seasons ... Two-year letterwinner.

Personal: Carlos Ray Dixon ... Born September 11, 1981 in Salisbury, N.C. ... Son of Marvin Dixon and Hattie Steele ... Graduated with a degree in residential property management ... Brother, Marvin, played basketball at Pfeiffer University and has played professionally overseas in Israel and Argentina.

the Wisconsin-Milwaukee game ... Returned to action in the home loss to Connecticut, after missing four games with a stress fracture in his right foot, scoring 12 points off the bench for the Hokies ... Opened the season with 15 points and a career-high eight assists in the win over Mount St. Mary's ... Had 17 points and six assists in the win over Rhode Island ... Had 18 points and four assists in the loss at Old Dominion ... Scored a season-high 20 points in the win over East Carolina ... Had 11 points in the win over Northeastern ... Led the Hokies with 12 points in the loss at #9/8 Virginia ... Had 15 points in the win over VMI ... Made his first start since returning from the foot injury and scored 13 points in the loss at UConn ... Scored 11 points in the home loss to Miami ... Scored a career-high 25 points in the home loss to Villanova ... Came off the bench with 12 points in the loss at #12 Syracuse ... Led the Hokies with 19 points and hit the game-winning three-point field goal with :01.3 remaining in Tech's win over Boston College ... Scored 15 points in the win at West Virginia ... Led the Hokies with 13 points in the loss at St. John's ... Scored 13 points in the home win over Providence ... Scored 14 points in the season-ending loss at #22 Miami, dishing out seven assists.

DIXON'S STATISTICS

YEAR	G-	GS	FGM-	Att	Pct	3PTM-	Att	Pct	FTM-	Att	Pct	Reb	Avg	A	BK	S	TP	Avg
00-01	27-	27	97-	289	.336	50-	144	.347	52-	70	.743	96	3.6	77	22	49	296	11.0
01-02	24-	18	102-	274	.372	54-	152	.355	35-	42	.833	66	2.8	74	18	38	293	12.2
02-03	25-	20	119-	309	.385	57-	160	.356	49-	70	.700	82	3.3	63	27	42	344	13.8
03-04	Redshirted																	
Totals	76-	65	318	872	.365	161-	456	.353	136-	182	.747	244	3.2	214	67	127	933	12.3



Forward
6-8 • 215 • Junior
Danville, Va.

27 ALLEN CALLOWAY

CAREER HIGHS

PTS	9 at Georgetown, 3-6-04
MIN	36 at Boston College, 2-25-04
FGM	4 vs Miami, 3-5-03 4 vs Morgan State, 12-1-03 4 at Georgetown, 3-6-04
FGA	8 vs Rutgers, 3-10-04
3FGM	1 vs Rutgers, 3-10-04
3FGA	1 vs Rutgers, 3-10-04 1 vs Pittsburgh, 3-11-04
FTM	4 vs Villanova, 3-1-03
FTA	6 vs New Hampshire, 11-22-03 6 vs Western Carolina, 11-25-03 6 at Boston College, 2-25-04
REB	8 vs New Hampshire, 11-22-03 8 at Rutgers, 2-15-04
AST	2 vs VMI, 12-5-02 2 at East Carolina, 12-9-02 2 vs Pittsburgh, 2-26-03
BS	5 vs New Hampshire, 11-22-03
STL	2 at Western Michigan, 12-21-02 2 vs Florida State, 1-4-03 2 vs Notre Dame, 1-20-04 2 vs Rutgers, 3-10-04

Showed tremendous improvement last season ... Athletic player with great leaping ability ... Expected to see increased playing time in the front court this season ... Good off-ball defender ... One of the quickest leapers in the conference ... Continues to improve and get stronger physically ... Good shot blocker who needs to become a better rebounder ... Runs the floor well ... Committed to the Hokies in the fall of 2000, but opted for a post-graduate year.

2003-04: Played in all 29 games ... Made his first start of the season at Pittsburgh and also started against Notre Dame, Seton Hall and Connecticut ... Second on the team in blocked shots ... Had eight rebounds and five blocked shots in the season-opening win over New Hampshire ... Scored eight points and grabbed eight rebounds in the win over Morgan State ... Had six points in the loss at Ohio State ... Had three points and four rebounds in the loss to Miami ... Had six points, five rebounds and two steals in the loss to Notre Dame ... Had six points in the loss at Seton Hall ... Had four points and three rebounds at Syracuse ... Had two blocked shots in the win over Providence ... Blocked three shots in the win over Georgetown ... Led the Hokies in rebounding with eight boards and scored six points in the loss at Rutgers ... Had five points and three rebounds in 12 minutes of action in the win over St. John's ... Had seven points and a career-high 36 minutes in the loss at Boston College ... Registered perhaps his best career day in the regular season finale at

Georgetown ... Scored a career-high nine points, with four rebounds and three blocked shots in the win over the Hoyas ... Had seven points, five rebounds and two steals in the win over Rutgers in the first round of the BIG EAST Tournament ... Also attempted and made his first career three-point basket in that game.

2002-03: Played in 27 games and earned his first career start in the win over Towson ... Started five games ... Scored two points and had a blocked shot and a rebound in his first collegiate game against St. Bonaventure ... Had four rebounds and a blocked shot in the win against Toledo and had two points and two rebounds in the loss to Wofford ... Tied a then career-high with two points and two assists at East Carolina ... Had six points in the loss at Western Michigan ... Started the Florida State game and scored four points and grabbed a career-high six rebounds in 24 minutes ... Had four rebounds and a career-high two blocks in a career-best 26 minutes at Villanova ... Grabbed four rebounds in the win over #18/17 Connecticut ... Had four points and three rebounds in the loss at Boston College ... Had five points in the loss at #12/10 Notre Dame ... Scored a then career-high eight points in the home loss to Miami, hitting four-of-five from the line ... Grabbed a season-high-tying six rebounds in the season-ending loss at West Virginia.

Prep School: Played for coach Walter Webb at Coastal Christian Academy in Virginia Beach, Va. ... Team MVP ... School's Athlete of the Year.



High School: Played for coach Eddie Lloyd at Tunstall High School in Dry Fork, Va. ... First team All-District selection as a senior.

Personal: Allen Lavon Calloway ... Born October 3, 1983, in Danville, Va. ... Son of Charles and Sharon Calloway... Enrolled in residential property management.

CALLOWAY'S STATISTICS

YEAR	G-	GS	FGM-	Att	Pct	3PTM-	Att	Pct	FTM-	Att	Pct	Reb	Avg	A	BK	S	TP	Avg
02-03	27-	5	19-	40	.475	0-	0	.000	10-	15	.667	58	2.1	12	9	9	48	1.8
03-04	29-	4	42-	91	.462	1-	2	.500	22-	57	.386	84	2.9	2	23	12	107	3.7
Totals	56-	9	61-	131	.466	1-	2	.500	32-	72	.444	142	2.5	14	32	21	155	2.8



Guard
6-4 • 220 • Junior
Ettrick, Va.

SHAWN HARRIS

Has outstanding size for a guard ... Not afraid to penetrate and hit the boards ... Will compete for increased playing time this fall ... Could be used in any number of roles for the Hokies ... Can score from the perimeter or the lane ... Tough, physical competitor who needs to improve shot selection ... Good court sense and desire ... Needs to work on conditioning and become lighter to handle defensive duties in the ACC ... Good rebounding guard who passes the ball well ... Added maturity helped him benefit from post-graduate year at Fork Union.

2003-04: Played in 16 games, with three starts ... Made his season debut in the win at Towson ... Missed the first eight games after tearing the plantar fascia of his right foot during preseason ... Was suspended due to conduct detrimental to the team for three games, but returned to the team for the first Georgetown game ... Scored 11 points and grabbed five rebounds in the win at Towson ... Made his first start of the season in the win over William & Mary, scoring four points ... Had eight points in the loss to East Carolina ... Played a career-high 27 minutes off the bench in the loss at Pittsburgh ... Got the start at West Virginia, with four points and three rebounds in a career-high 34 minutes of action ... Dressed, but did not play in the loss to Notre Dame due to a lower back injury ... Returned to action in the loss at Seton Hall and scored a career-high 15 points off the bench ... Had two steals in the win over St. John's ... Came off the bench to score 10

points and grab a career-high six rebounds in the home win over West Virginia ... Also had three assists in the victory ... Had six points and two assists in the win at Georgetown.

2002-03: Leading scorer among 2002-03 freshmen ... Played in all 29 games and earned his first career start at Providence ... Saw increased playing time due to Carlos Dixon's foot injury ... Had four points and two rebounds in the win against Michigan ... Had two points and two rebounds in the loss to Wofford ... Scored a career-high seven points in the win over VMI ... Had five points and a career-high three rebounds in the win over Towson ... Scored five points and had two steals in the loss at Villanova ... Tied a then career-high with seven points and dished out two assists off the bench in the win over Providence ... Scored six points, tied a career-high with three rebounds and set a career-high with three steals in just eight minutes in the loss to Boston College ... Played a then career-high 15 minutes in his first collegiate start in the loss at Providence, grabbing a career-high four rebounds ... Had five points and a career-high tying four rebounds in the loss at Miami, while playing a then career-high tying 15 minutes ... Tied a career-high with seven points in a career-high 19 minutes in the loss to Georgetown ... Had six points in the loss at Boston College ... Scored six points, dished out a career-high four assists and grabbed a career-high five rebounds in a career-high 25 minutes of action in the loss at

CAREER HIGHS

PTS	15 at Seton Hall, 1-24-04
MIN	34 at West Virginia, 1-14-04
FGM	5 at Seton Hall, 1-24-04
FGA	10 at Miami, 2-11-03
	10 at Towson, 12-20-03
3FGM	4 vs Villanova, 3-1-03
3FGA	5 vs Villanova, 3-1-03
	5 vs West Virginia, 2-28-04
FTM	5 at Towson, 12-20-03
FTA	10 at Towson, 12-20-03
REB	6 vs West Virginia, 2-28-04
AST	4 at Notre Dame, 2-22-03
BS	0
STL	3 vs Boston College, 1-29-03



#12/10 Notre Dame ... Came off the bench and recorded a career-high with 12 points on a career-high four-of-five from three-point range in the win over Villanova in just 10 minutes of action.

High School: Played for coach Jimmy Williams at Matoaca H.S., in Petersburg, Va. ... Averaged 25 ppg, nine rpg and five apg as a senior ... All-district selection all four years ... Richmond Times-Dispatch Player of the Year as a senior ... All-Metro Player of the Year as a senior.

Personal: Shawn Harris ... Born January 4, 1982, in Richmond, Va. ... Son of Sherry McKeithan and Randy Harris ... Enrolled in residential property management.

HARRIS' STATISTICS

YEAR	G-	GS	FGM-	Att	Pct	3PTM-	Att	Pct	FTM-	Att	Pct	Reb	Avg	A	BK	S	TP	Avg
02-03	29-	1	36-	100	.360	14-	44	.318	13-	22	.591	37	1.3	13	0	13	99	3.4
03-04	16-	3	27-	82	.329	7-	35	.200	18-	31	.581	33	2.1	15	0	7	79	4.9
Totals	39-	4	63-	182	.346	21-	79	.266	31-	53	.585	70	1.8	28	0	20	178	4.6



Guard
6-5 • 205 • Junior
Richmond, Va.

24 MARKUS SAILES

Perhaps the most pleasant surprise on the team last season ... A natural point guard that moved to the wing and averaged 32 minutes per game ... Versatile player who should provide help at the three perimeter positions this season ... Missed a great deal of off-season conditioning due to a pair of foot injuries ... Tall, rangy guard who makes good decisions with the ball and plays to his strengths ... One of the top players in the BIG EAST last season in assist/turnover ratio ... Good ball distributor ... Needs to improve his outside shot ... Fits well into the pressure defense scheme of the Hokies.


2003-04: Started all 29 games for the Hokies ... Third on the team in minutes played ... Opened the season with seven points, five assists, four rebounds and four steals in the win over New Hampshire, his first collegiate start ... Followed that with five points and three steals in 38 minutes in the win over Western Carolina ... Had six points and four rebounds in the loss at Virginia ... Dished out a career-high seven assists and had three steals in the win over VMI ... Tied a career-high with nine points and four rebounds and had four assists in the win over Radford ... Had seven points and four steals in the win over William & Mary ... Had five assists and four rebounds in the loss to East Carolina ... Led the team with five assists in the loss at Pittsburgh ... Had his best career night in the win at West Virginia, scoring 14 points on seven of seven from the floor ... Also had a then career-high five

rebounds ... Scored the game-winning lay-up with 13.7 seconds remaining ... Had five points and a career-high eight rebounds, to go along with four assists in the loss to Miami ... Scored five points and had seven rebounds in the loss to Notre Dame ... Scored eight points and had two assists in the loss at Seton Hall ... Scored 10 points and grabbed five rebounds in the loss to Connecticut ... Led the Hokies with four assists in the loss at Syracuse ... Scored 12 points and had six rebounds in the win over Georgetown ... Played limited minutes at Rutgers due to a stomach ailment ... Scored nine points, four rebounds and three assists in the loss at Villanova ... Had four rebounds and a career-high five steals in the win over St. John's ... Dished out four assists and no turnovers in the win over Rutgers ... Had four assists and five rebounds in the win at Georgetown ... Scored 10 points and led the Hokies with seven rebounds in the BIG EAST Tournament win over Rutgers ... Played more than seven times as many minutes (927) than his total as a freshman (131).

2002-03: Appeared in 17 games off the bench for the Hokies ... Attempted 36 total shots and made 22 of them (.611) ... Had a rebound, blocked shot and steal in his collegiate debut against St. Bonaventure ... Had a rebound, assist and steal in the win over VMI ... Scored three points in the loss at Western Michigan ... Banked in a three-pointer at the buzzer in the loss at #6 UConn ... Scored two points and had a career-

CAREER HIGHS

PTS	14 at West Virginia, 1-14-04
MIN	42 vs Old Dominion, 12-4-03
FGM	7 at West Virginia, 1-14-04
FGA	9 vs Miami, 1-17-04
3FGM	3 at Notre Dame, 2-22-03
3FGA	4 vs Rutgers, 3-10-04
FTM	4 at Towson, 12-20-03
	4 vs Georgetown, 2-11-04
FTA	6 vs Georgetown, 2-11-04
REB	8 vs Miami, 1-17-04
AST	7 vs VMI, 12-10-03
BS	1 vs St. Bonaventure, 11-22-02
	1 at Notre Dame, 2-22-03
STL	5 vs St. John's, 2-21-04



high two assists in the loss to Boston College ... Banked in a three-pointer at the buzzer in the win over #18/17 Connecticut ... Had one of his best games of the season in the loss at Boston College ... Recorded then career-highs in points (9), assists (5), minutes (22) and field goals made (3) ... Played a career-high 27 minutes, tying a career-high with nine points and setting career highs with three rebounds and three, three-point field goals in the loss at #12/10 Notre Dame ... Had a career-high two steals in the loss to #8/8 Pittsburgh.

High School: Played for coach Stu Richardson at Varina H.S., in Richmond, Va. ... First team All-District selection as a junior and senior ... *Richmond Times-Dispatch* Player of the Year as a senior.

Personal: Markus C. Sailes ... Born August 7, 1984, in Jonesboro, Ark. ... Son of Michael and Ellen Sailes ... Majoring in business.

SAILES' STATISTICS

YEAR	G-	GS	FGM-	Att	Pct	3PTM-	Att	Pct	FTM-	Att	Pct	Reb	Avg	A	BK	S	TP	Avg
02-03	17-	0	11-	21	.524	6-	8	.750	5-	7	.714	9	0.5	12	2	6	33	1.9
03-04	29-	29	48-	125	.384	12-	41	.293	34-	56	.607	104	3.6	81	3	46	142	4.9
Totals	46-	29	59-	146	.404	18-	49	.367	39-	63	.619	113	2.5	93	5	52	175	3.8



Forward
6-8 • 228 • Sophomore
Stone Mountain, Ga.

33 COLEMAN COLLINS

Extremely skilled young player who showed immediate promise for the Hokies as a freshman ... Played his first season at Tech as a 17-year-old ... Should start in the post for the Hokies this season ... Excellent student ... Big man who runs the floor extremely well ... Needs to get stronger and work on a "go-to" move to compete in the ACC ... Can score in the post ... Needs to improve his rebounding ... Fits the Virginia Tech system very well ... Strong candidate for academic awards this season ... His best basketball is ahead of him.

2003-04: Missed the first seven games of the season after fracturing his foot in the final pre-season game ... Appeared in 22 games as a freshman, starting 16 times ... Fourth on the team in scoring average ... Had surgery on Nov. 20 to place a pin in the fifth metatarsal of the left foot ... Made his debut in the win over Radford, scoring 15 points and grabbing five rebounds in the victory ... Made his first collegiate start at Towson, scoring six points in 15 minutes of action ... Scored 10 points and grabbed five rebounds in the win over William & Mary ... Had 14 points and seven rebounds in the loss to East Carolina ... Recorded career-highs with 17 points, three assists and two steals in the loss at Pittsburgh ... Scored eight points in the win at West Virginia ... Four points and six rebounds in the loss to Connecticut ... Had a career-best night in the win over #23 Providence, earning BIG EAST Rookie of the Week honors ... Recorded career-highs with 21

points and nine rebounds in the win and also blocked two shots ... Followed that performance with 20 points in the win over Georgetown ... Had 11 points and six rebounds in the loss at Villanova ... Had nine points and eight rebounds in the win over St. John's ... Scored the winning basket on a tip-in at the buzzer in the win over Rutgers ... Scored 14 points and blocked two shots in the victory ... Led the Hokies with 12 points on five of seven from the field in the BIG EAST Tournament win over Rutgers ... Blocked the Scarlet Knights' final shot attempt in the game, preserving the Hokie victory ... Had eight points in the loss to Pittsburgh in the BIG EAST quarterfinals.

High School: Three-year letterwinner in basketball for Perry Abrams and Caesar Burgess at Chamblee H.S. ... MVP of the Georgia-Florida All-Star Game, where he had 27 points and eight rebounds ... Played in the Georgia North-South All-Star Game ... Was MVP and won the Academic Award at Chamblee as a senior ... Named to the *Atlanta Journal-Constitution* Metro Team of the Month in January 2003 and was named to the *AJC's* All-Metro team as a senior ... First team all-county and all-region as a senior ... Also lettered in track as a senior ... Region 6 AAAA champion in the 400-meter dash and third in the AAAA State Meet in the 400-meter dash ... Second team all-county in track in 2003 ... National Achievement Scholarship finalist ... National Merit Scholarship honorable mention

CAREER HIGHS

PTS	21 vs Providence, 2-4-04
MIN	35 vs Providence, 2-4-04
FGM	9 vs Georgetown, 2-11-04
FGA	14 vs Providence, 2-4-04
3FGM	3 at Pittsburgh, 1-26-04
3FGA	4 at Pittsburgh, 1-26-04
FTM	7 vs Providence, 2-4-04
FTA	12 vs Providence, 2-4-04
REB	9 vs Providence, 2-4-04
AST	3 at Pittsburgh, 1-26-04
BS	2 at Seton Hall, 1-24-04
	2 vs Providence, 2-4-04
	2 vs Rutgers, 3-3-04
STL	3 at Syracuse, 1-31-04




... Won senior class Excellence in Poetry Award.

Personal: Coleman Alexander Collins ... Born July 22, 1986, in Princeton, N.J. ... Son of Jackson and Carolyn Collins ... Father played basketball at the University of Rochester (N.Y.) ... Older brother, Jackson Jr., played basketball at Amherst College ... Also has one younger sister, Morgan ... Member of the Student Athlete Advisory Committee ... Writes a regular column in the university's student newspaper, *The Collegiate Times* ... Appeared in a commercial for the United Way this summer ... Majoring in communications.

COLLINS' STATISTICS

YEAR	G-	GS	FGM-	Att	Pct	3PTM-	Att	Pct	FTM-	Att	Pct	Reb	Avg	A	BK	S	TP	Avg
03-04	22-	16	79-	167	.473	4-	9	.444	29-	58	.500	81	3.7	10	11	12	191	8.7



Guard
6-2 • 195 • Sophomore
Pahokee, Fla.

ZABIAN DOWDELL

Returning starter at point guard ... Seth Greenberg's first signee at Virginia Tech ... Also can play the two-guard spot ... Deceptively quick and is tricky with the ball ... Outstanding passer and floor general ... Has good range as a shooter ... Sees the court well and does a good job of distributing the ball ... Not afraid to penetrate with the ball ... Needs to get stronger, but has outstanding potential at Virginia Tech ... Improving defensive player with long arms and quickness to knock balls away ... Good student with a magnetic personality.

2003-04: Started first nine games and the last 19 as a freshman for the Hokies ... Missed the William & Mary game due to a death in the family ... Second on the team in assists and scoring ... Made his first collegiate start in the win over New Hampshire, scoring 15 points, with five assists and three steals ... Scored 14 points in the win over Western Carolina ... Handed out four assists in the loss at Virginia ... Had a career-high eight assists in the win over Morgan State ... Scored 12 points and had four assists in the overtime loss to Old Dominion ... Set a then career-high by leading the Hokies with 18 points in the loss at Ohio State ... Tied that career-high with 18 points in the win over VMI and also handed out five assists against the Keydets ... For the third straight game, tied his career-high with 18 points in the win over Radford, also dishing out three assists ... Named the BIG EAST Rookie of the Week for the wins over VMI and Radford ... Saw limited

action in the win at Towson following a death in the family ... Scored 17 points and had three assists and three steals in the loss to East Carolina ... Scored 13 points in the loss at Pittsburgh ... Recorded a career-high with 20 points in the win at West Virginia, including five of nine from three-point range ... Scored 18 points in the loss to Notre Dame ... Scored 14 points and had three assists in the loss at Seton Hall ... Scored nine points in the win over Providence ... Scored 15 points, grabbed a then career-high six rebounds, handed out four assists and tied a career-high with three steals in the win over Georgetown ... Led the Hokies with 12 points in the win over St. John's ... Grabbed a career-high eight rebounds, dished out four assists and had three steals in the home win over West Virginia ... Had eight points and five assists in the win over Rutgers ... Scored 14 points and had three assists and four rebounds in the win at Georgetown ... Scored eight points, had four assists and three steals in the BIG EAST Tournament win over Rutgers ... Scored 13 points, had four assists and four steals in the loss to Pittsburgh in the BIG EAST quarterfinals.

High School: Four-year letterwinner in basketball for Christopher Maxon at Pahokee H.S. ... Four-year starter and team captain ... First team all-state as a junior and senior ... *Palm Beach Post* 6A-3A Player of the Year as a senior ... Averaged 23 points, eight assists and seven rebounds a game as a senior ... Also was named the *Palm Beach Post* Small School Player of the Year in 2002 and the

CAREER HIGHS

PTS	20 at West Virginia, 1-14-04
MIN	44 vs Old Dominion, 12-4-03
FGM	7 vs VMI, 12-10-03
	7 vs Radford, 12-13-03
	7 vs East Carolina, 12-27-03
	7 vs Notre Dame, 1-20-04
FGA	19 vs Notre Dame, 1-20-04
3FGM	4 vs VMI, 12-10-03
3FGA	10 vs St. John's, 2-21-04
FTM	4 vs Western Carolina, 11-25-03
	4 vs Old Dominion, 12-4-03
FTA	6 vs Western Carolina, 11-25-03
REB	8 vs West Virginia, 2-28-04
AST	8 vs Morgan State, 12-1-03
BS	1 vs Rutgers, 3-10-04
STL	4 vs Pittsburgh, 3-11-04



2003 Florida Dairy Farmers 3A Player of the Year ... Honors Graduate at Pahokee ... Member of the Student Council.

Personal: Zabian Dowdell ... Born September 10, 1984, in Pahokee, Fla. ... Son of Albert Dowdell and Isabelle McDonald Has two older brothers, a younger brother and a younger sister ... Older brother Bernard Jackson plays for College of Charleston and older brother Jermaine Jackson plays for the University of Maine ... Younger sister Tamara Dowdell will be a freshman on the University of South Florida women's team this year ... Enrolled in university studies.

DOWDELL'S STATISTICS

YEAR	G-	GS	FGM-	Att	Pct	3PTM-	Att	Pct	FTM-	Att	Pct	Reb	Avg	A	BK	S	TP	Avg
03-04	28-	28	107-	285	.375	46-	151	.305	42-	61	.689	85	3.0	89	4	52	302	10.8



Guard
6-3 • 190 • Sophomore
Jacksonville, Fla.

JAMON GORDON

Returning starter at the off guard spot for the Hokies ... Tough player who fits the Virginia Tech system very well ... Led the BIG EAST in steals as a freshman ... One of the top defensive players in the country ... Emotional player who can spark a team in many ways ... Excellent rebounder from the back court ... Good shooter who penetrates well ... Probably the most athletic player among last year's newcomers ... Has worked hard during the off-season to get stronger ... Tremendous desire and competitiveness ... Wants to be the best and compete with the best.


2003-04: Started the first 11 games for the Hokies this season ... Missed the first five conference games following surgery to repair a torn meniscus in the right knee ... Returned to action in the loss to Connecticut ... Started the final 12 games of the season ... Third on the team in scoring ... Named the BIG EAST Conference Rookie of the Week for his 20-point, six-rebound, five-assist, four-steal performance in the season-opening win over New Hampshire, his first collegiate start ... Scored 15 points, with seven rebounds and six assists in the loss at Virginia ... Had one of the top Hokie freshman performances in recent history with 12 points, eight rebounds, seven steals and six assists in the win over Morgan State ... The seven steals was one off the Tech school record of eight steals ... Scored 18 points and recorded career-highs with nine rebounds and seven assists in the overtime loss to Old Dominion ... Had seven rebounds and six assists

in the loss at Ohio State ... Scored 11 points, with four steals and a career-high eight assists in the win over VMI ... Had six assists in the win over Radford ... Scored 11 points and had seven rebounds and three assists in the win at Towson ... Tied a Virginia Tech record with eight steals in the win over William & Mary, also tied a career-high with nine rebounds ... In his return to action, Gordon had five points, an assist and a steal in the loss to Connecticut ... Returned to the starting line-up at Syracuse, leading the team with a career-high 21 points ... Scored 12 points and dished out seven assists in the win over Providence ... Had 11 points, five rebounds and three steals in the win over Georgetown ... Had 12 points, six assists and three steals in the loss at Villanova ... Had five assists in the win over St. John's ... Scored 17 points and had five assists in the win over Rutgers ... Had four assists in the win at Georgetown ... Led the team with five assists and five steals in the win over Rutgers in the first round of the BIG EAST Tournament ... Led the Hokies with 14 points and six assists in the loss to Pittsburgh in the quarterfinals of the BIG EAST Tournament ... Had 95 assists in his last 20 games.

High School: Played four seasons and earned three varsity letters for Coach Jackie Simmons at Andrew Jackson H.S. ... Three-time all-city selection ... All-state as a junior and senior ... Scored 38 points against Meridian H.S., and 33 points versus nationally ranked St. Raymond

CAREER HIGHS

PTS	21 at Syracuse, 1-31-04
MIN	43 vs Old Dominion, 12-4-03
FGM	9 at Syracuse, 1-31-04
FGA	21 vs Old Dominion, 12-4-03
3FGM	4 vs New Hampshire, 11-22-03
3FGA	7 vs New Hampshire, 11-22-03
	7 at Syracuse, 1-31-04
FTM	7 vs Providence, 2-4-04
FTA	7 vs Providence, 2-4-04
REB	9 vs Old Dominion, 12-4-03
	9 vs William & Mary, 12-23-03
AST	8 vs VMI, 12-10-03
BS	2 vs Morgan State, 12-1-03
STL	8 vs William & Mary, 12-23-03



H.S., of the Bronx, N.Y. ... All-tournament in the City of Palms Classic ... Led the state of Florida in steals as a junior and senior, also had the most steals (4) in the state final as a senior.

Personal: Jamon Gordon ... Born July 18, 1984, in Jacksonville, Fla. ... Son of Victrina Lucas ... Has an older sister, Jamie ... Enrolled in university studies.

GORDON'S STATISTICS

YEAR	G-	GS	FGM-	Att	Pct	3PTM-	Att	Pct	FTM-	Att	Pct	Reb	Avg	A	BK	S	TP	Avg
03-04	24-	23	89-	244	.365	23-	82	.280	33-	49	.673	105	4.4	107	11	66	234	9.8



Guard
6-3 • 200 • Freshman
Suffolk, Va.

15 MARQUIE COOKE

One of the top recruits ever signed by Virginia Tech ... Top high school player in the state as a senior ... Strong, physical guard who could step into the starting line-up at the point as a freshman ... Excellent ball handler who makes other players better ... Tough, aggressive defensive player ... Proven scorer, both as a penetrator and a perimeter shooter ... Fits the Virginia Tech system very well ... A "complete package."

High School: Three-year starter at Nansemond River High School in Suffolk, Va. ... First team AP All-State as a junior and senior ... Averaged 26.1 points, 9.6 assists and 6.3 rebounds per game as a senior ... Ranked #57 player in the country and #11 point guard by Rivals.com ... Ranked #41 by basketballphenoms.com and #47 by Rob Harrington in *USA Today* ... Played AAU ball for Boo Williams.


Personal: Marquie Lamar Cooke ... Born September 10, 1984, in Suffolk, Va. ... Son of Beulah Mason ... Has four younger siblings ... Plans to own his own business.





Center/Forward
6-11 • 210 • Freshman
Hoorn, The Netherlands

14 ROBERT KRABBENDAM



Tech's final recruit of the season ... Signed with the Hokies in mid-July ... Talented young post player who should see immediate action for Tech in the front court this season ... International player who has good post skills and is an outstanding passer ... Played on a club team in the Dutch League last season ... Tech's tallest player who has gained 11 pounds since coming to school.

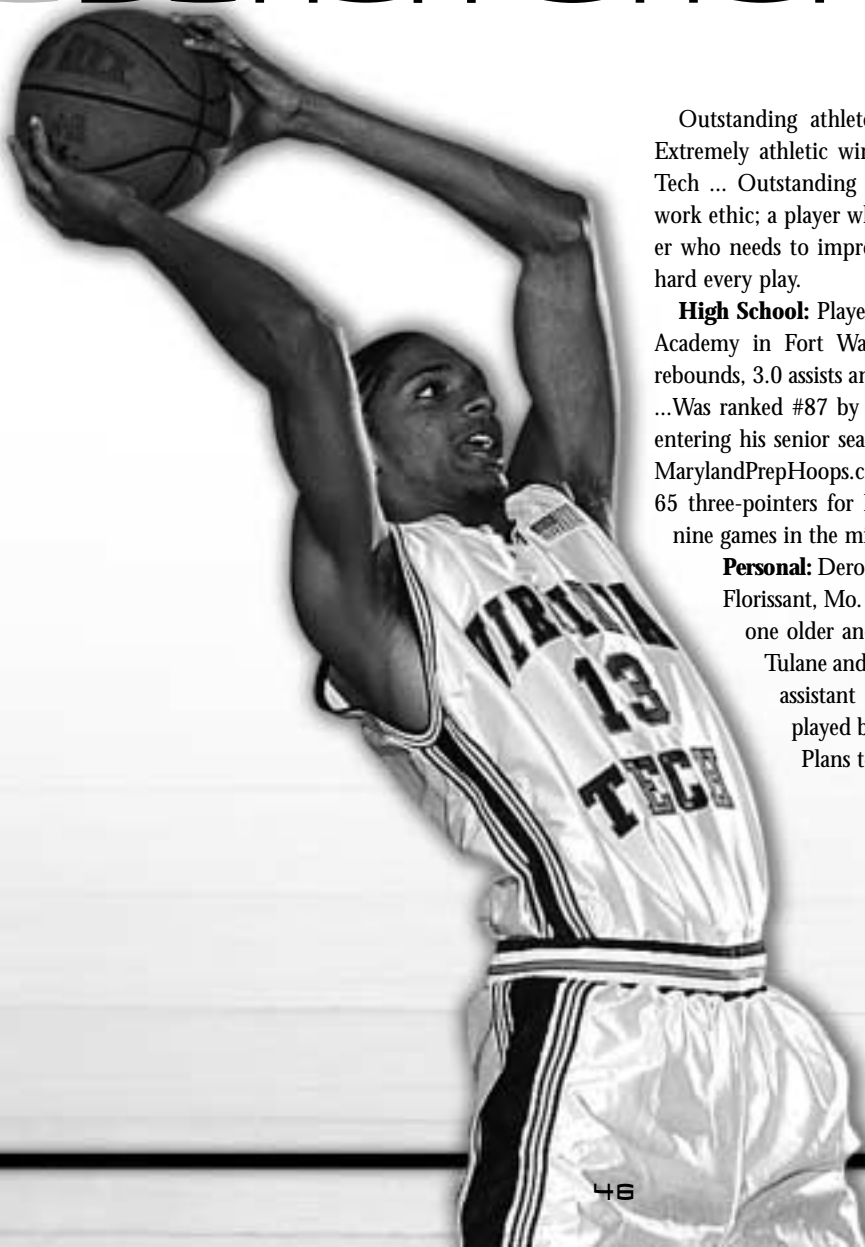
Prior To Virginia Tech: Attended Copernicus Secondary School in Hoorn, The Netherlands ... School did not sponsor athletics ... Played for the Demon Astronauts of the Dutch league ... Primarily played on the Astronauts' junior team, but saw limited action on the primary team ... Prior to playing for the Astronauts, played for the Canadians club team from 2000-03 ... Was a league all-star with Canadians in 2003, when the team was a finalist in the Dutch junior league ... Participated in the NBA and FIBA's "Basketball Without Borders" program last summer, a three-day camp that brings together more than 50 of the top international players between the ages of 15 and 18 in Treviso, Italy ... Also played on the North team at the FEB Under 23 All-Star game during the 2003-04 season ... A member of The Netherland's Under 18 and Under 23 national teams ... Participated in the adidas Super-Star camp.

Personal: Robert Martin Krabbendam ... Born July 11, 1986 in Hoorn, The Netherlands ... Son of Bert and Lucy Krabbendam ... Has an older sister, Yvonne.



Guard/Forward
6-7 • 190 • Freshman
New Orleans, La.

DERON WASHINGTON



Outstanding athlete who signed with the Hokies in the fall ... Extremely athletic wing player that should see immediate action for Tech ... Outstanding leaper who can attack the rim ... Tremendous work ethic; a player who wants to be coached ... Thin but strong player who needs to improve his skill level ... Relentless player who plays hard every play.

High School: Played for Coach Trevor Brown at National Christian Academy in Fort Washington, Md. ... Averaged 16.7 points, 10.0 rebounds, 3.0 assists and 3.0 blocked shots per game at NCA as a senior ... Was ranked #87 by HoopScoop and #124 nationally by Rivals.com entering his senior season and was ranked the No. 2 wing forward by MarylandPrepHoops.com ... Averaged 11.5 points per game and made 65 three-pointers for National Christian as a junior, when he missed nine games in the middle of season due to a broken wrist.

Personal: Deron R. Washington ... Born December 12, 1985, in Florissant, Mo. ... Son of Lionel and Denise Washington ... Has one older and one younger sister ... Father played football at Tulane and played 15 seasons in the NFL and currently is an assistant coach with the Green Bay Packers ... Mother played basketball at Xavier University in New Orleans ... Plans to own his own business.



Guard/Forward
6-7 • 180 • Freshman
Atlanta, Ga.

1 1 WYNTON WITHERSPOON



Signed with the Hokies during the spring signing period ... Multi-dimensional player who can play any of the perimeter positions ... Long, tall player with a knack for the ball ... Has good court sense and a feel for the game ... Excellent range on his jump shot ... Needs to get stronger ... Has deceptive quickness.

High School: Four-year letterwinner for Coach Bennie Gibbs at Berkmar High School in Lilburn, Ga. ... All-County selection as a junior ... Averaged 24.1 points, 6.9 rebounds, 3.4 assists, 1.4 blocked shots and 1.9 steals per game as a senior ... Berkmar won the 2001 Georgia AAAAA State Championship in his freshman season ... Ranked the eighth-best senior in Georgia by the Georgia Prep Report and named a fourth-team all-state selection by the service ... Played AAU basketball for the Georgia Stars for Coach Norman Parker ... The Stars finished 13th at the AAU Nationals in 2003.

Personal: Wynton Witherspoon ... Born July 22, 1986, in Atlanta, Ga. ... Son of Will and Carolyn Witherspoon ... Has one older brother and a younger brother and sister ... Older brother, Will, played basketball at the Air Force Academy ... Undecided on college major.



Guard/Forward
6-5 • 190 • Junior
Burke, Va.

BOB RITCHIE

Will supply depth on the wing this season ... Valuable team member in 2003-04 season who used his versatility and work ethic to help improve team during practice sessions ... Dedicated player who provides maximum effort every day ... Outstanding student who is a member of the National Society of Collegiate Scholars.

2003-04: Walk-on who joined the team at the beginning of fall practice ... Has appeared in six games ... Made his collegiate debut in the season-opening win over New Hampshire, scoring one point ... Had two points, two rebounds and an assist in five minutes in the win over VMI ... Had two rebounds in the win over William & Mary.

High School: Two-year letterwinner for Brian Matrees and Mark Martino at Lake Braddock High School ... Named to All-Northern Region Tournament team in 2001 and was second team All-Patriot District in 2002 ... Team captain as a senior ... Hit the game-winning shot in the 2002 Patriot District championship game against Hayfield ... Member of the National Honor Society.

Personal: Robert David Ritchie ... Born October 25, 1984, in Seattle, Wash. ... Son of William and Gail Ritchie ... Has an older brother, Kyle ... Majoring in engineering.



CAREER HIGHS

PTS	2 vs VMI, 12-10-03
MIN	5 vs VMI, 12-10-03
FGM	0
FGA	2 vs William & Mary, 12-23-03
3FGM	0
3FGA	1 vs VMI, 12-10-03
	1 vs William & Mary, 12-23-03
FTM	2 vs VMI, 12-10-03
FTA	2 vs New Hampshire, 11-22-03
	2 vs VMI, 12-10-03
REB	2 vs VMI, 12-10-03
	2 vs William & Mary, 12-23-03
AST	1 vs VMI, 12-10-03
	1 vs William & Mary, 12-23-03
BS	0
STL	1 vs Connecticut, 1-28-04

RITCHIE'S STATISTICS

YEAR	G-	GS	FGM-	Att	Pct	3PTM-	Att	Pct	FTM-	Att	Pct	Reb	Avg	A	BK	S	TP	Avg
03-04	6-	0	0-	3	.000	0-	2	.000	3-	4	.750	4	0.7	2	0	1	3	0.5



Forward
6-7 • 220 • Sophomore
Fincastle, Va.


42 CHRIS TUCKER

Walk-on forward who could see increased action in the front court ... Excellent shooter ... Has worked hard during the off-season ... Strong player who will continue to get stronger in the Virginia Tech weight room ... Area player who prepped at Fork Union.

2003-04: Walk-on who joined the team over the summer of 2003 ... Appeared in nine games as a freshman ... Made his collegiate debut in the season-opening win over New Hampshire ... Scored three points and had one rebound in the loss at Virginia, hitting his first collegiate three-point attempt ... Played a career-high 12 minutes in the win over William & Mary, scoring a career-high seven points.

Prep School/High School: Played for Coach Fletcher Arritt at Fork Union Military Academy ... Averaged 11.5 points and seven rebounds at FUMA ... Three-year letterwinner for Mark Wayne at Lord Botetourt H.S., in nearby Fincastle, Va. ... Averaged 22 points and 10 rebounds at Lord Botetourt ... All-Metro, All-Blue Ridge District and All-Region as a junior and senior at LBHS ... Second team AP AA All-State as a senior ... Team MVP as a senior ... Senior Athletic Award winner in 2002 ... Also played golf at Lord Botetourt.

Personal: Christopher M. Tucker ... Born August 18, 1984, in Roanoke, Va. ... Son of Monty and Susanne Tucker ... Father is a member of the Virginia Softball Hall of Fame ... Enrolled in university studies.



CAREER HIGHS

PTS	7 vs William & Mary, 12-23-03
MIN	12 vs William & Mary, 12-23-03
FGM	1 at Virginia, 11-28-03
	1 vs William & Mary, 12-23-03
FGA	2 at Virginia, 11-28-03
	2 vs VMI, 12-10-03
	2 vs William & Mary, 12-23-03
	2 at Rutgers, 2-15-04
3FGM	1 at Virginia, 11-28-03
3FGA	2 at Rutgers, 2-15-04
FTM	5 vs William & Mary, 12-23-03
FTA	6 vs William & Mary, 12-23-03
REB	1 vs New Hampshire, 11-22-03
	1 at Virginia, 11-28-03
	1 vs VMI, 12-10-03
AST	0
BS	1 vs New Hampshire, 11-22-03
	1 at Virginia, 11-28-03
STL	0

TUCKER'S STATISTICS

YEAR	G-	GS	FGM-	Att	Pct	3PTM-	Att	Pct	FTM-	Att	Pct	Reb	Avg	A	BK	S	TP	Avg
03-04	9-	0	2-	11	.182	1-	4	.250	5-	7	.714	3	0.3	0	2	0	10	1.1



Guard
6-3 • 210 • Sophomore
Blacksburg, Va.

23 MARCUS TRAVIS



Walk-on who will supply depth in the back court ... Joined the team over the summer and has participated in preseason drills ... Transfer from Oxnard College in California but is a native of Blacksburg.

Junior College: Averaged 13 points and six rebounds per game at Oxnard College.

High School: Three-year letterwinner for Coach Bob Trear at Blacksburg High School in Blacksburg, Va. ... First team All-district and all-region as a junior and senior and second team all-state as a senior ... Team was VHSL AA state runner-up as a junior ... Also was district and region champ in the high jump at BHS ... Was named Outstanding Senior Athlete for Basketball at Blacksburg.

Personal: Marcus Alexander Travis ... Born August 24, 1984, in Blacksburg, Va. ... Son of Reginald and Charlene Travis ... Has one older sister and a younger brother and sister ... Both parents are graduates of Virginia Tech ... Majoring in business management.



2004-05 VIRGINIA TECH ROSTER

ALPHABETICAL LISTING

NO.	NAME	POS	HT	WT	CL	HOMETOWN (HS/OTHER)
21	Allen Calloway	F	6-8	215	Jr.	Danville, Va. (Tunstall/Coastal Christian Academy)
33	Coleman Collins	F	6-8	228	So.	Stone Mountain, Ga. (Chamblee)
15	Marquie Cooke	G	6-3	200	Fr.	Suffolk, Va. (Nansemond River)
32	Carlos Dixon	G/F	6-7	200	r-Sr.	Salisbury, N.C. (South Rowan/Fork Union Military Academy)
1	Zabian Dowdell	G	6-2	195	So.	Pahokee, Fla. (Pahokee)
22	Jamon Gordon	G	6-3	190	So.	Jacksonville, Fla. (Andrew Jackson)
3	Shawn Harris	G	6-4	220	Jr.	Ettrick, Va. (Matoaca/Fork Union Military Academy)
14	Robert Krabbendam	C/F	6-11	210	Fr.	Hoorn, The Netherlands (Copernicus)
2	Bob Ritchie	G	6-5	190	Jr.	Burke, Va. (Lake Braddock)
24	Markus Siales	G	6-5	205	Jr.	Richmond, Va. (Varina)
23	Marcus Travis	G	6-3	210	So.	Blacksburg, Va. (Blacksburg/Oxnard Junior College)
42	Chris Tucker	F	6-7	220	So.	Fincastle, Va. (Lord Botetourt/Fork Union Military Academy)
13	Deron Washington	G/F	6-7	190	Fr.	New Orleans, La. (National Christian Academy, Md.)
11	Wynton Witherspoon	G/F	6-7	180	Fr.	Atlanta, Ga. (Berkmar)

NUMERICAL LISTING

NO.	NAME	POS	HT	WT	CL	HOMETOWN (HS/OTHER)
1	Zabian Dowdell	G	6-2	195	So.	Pahokee, Fla. (Pahokee)
2	Bob Ritchie	G	6-5	190	Jr.	Burke, Va. (Lake Braddock)
3	Shawn Harris	G	6-4	220	Jr.	Ettrick, Va. (Matoaca/Fork Union Military Academy)
11	Wynton Witherspoon	G/F	6-7	180	Fr.	Atlanta, Ga. (Berkmar)
13	Deron Washington	G/F	6-7	190	Fr.	New Orleans, La. (National Christian Academy, Md.)
14	Robert Krabbendam	C/F	6-11	210	Fr.	Hoorn, The Netherlands (Copernicus)
15	Marquie Cooke	G	6-3	200	Fr.	Suffolk, Va. (Nansemond River)
21	Allen Calloway	F	6-8	215	Jr.	Danville, Va. (Tunstall/Coastal Christian Academy)
22	Jamon Gordon	G	6-3	190	So.	Jacksonville, Fla. (Andrew Jackson)
23	Marcus Travis	G	6-3	210	So.	Blacksburg, Va. (Blacksburg/Oxnard Junior College)
24	Markus Siales	G	6-5	205	Jr.	Richmond, Va. (Varina)
32	Carlos Dixon	G/F	6-7	200	r-Sr.	Salisbury, N.C. (South Rowan/Fork Union Military Academy)
33	Coleman Collins	F	6-8	228	So.	Stone Mountain, Ga. (Chamblee)
42	Chris Tucker	F	6-7	220	So.	Fincastle, Va. (Lord Botetourt/Fork Union Military Academy)

Coaching Staff

Head Coach: Seth Greenberg (Fairleigh Dickinson, 1978)

Associate Head Coach: Brad Greenberg (American, 1977)

Assistant Coaches: Ryan Odom (Hampden-Sydney, 1996), Stacey Palmore (Livingstone, 1993)



TV PHOTO PAGE



#1 Zabian Dowdell
G 6-2 195 So.
Pahokee, Fla.



#2 Bob Ritchie
G 6-5 190 Jr.
Burke, Va.



#3 Shawn Harris
G 6-4 220 Jr.
Ettrick, Va.



#11 Wynton Witherspoon
G/F 6-7 180 Fr.
Atlanta, Ga.



#13 Deron Washington
G/F 6-7 190 Fr.
New Orleans, La.



#14 Robert Krabbendam
C/F 6-11 210 Fr.
Hoorn, The Netherlands




#15 Marquie Cooke
G 6-3 200 Fr.
Suffolk, Va.



#21 Allen Calloway
F 6-8 215 Jr.
Danville, Va.




#22 Jamon Gordon
G 6-3 190 So.
Jacksonville, Fla.



#23 Marcus Travis
G 6-3 210 So.
Blacksburg, Va.



#24 Markus Sailes
G 6-5 205 Jr.
Richmond, Va.



#32 Carlos Dixon
G/F 6-7 200 r-Sr.
Salisbury, N.C.



#33 Coleman Collins
F 6-8 228 So.
Stone Mountain, Ga.



#42 Chris Tucker
F 6-7 220 So.
Fincastle, Va.



Seth Greenberg
Head Coach



Brad Greenberg
Associate Head Coach



Ryan Odom
Assistant Coach



Stacey Palmore
Assistant Coach



Rick Hall
Director of Men's Basketball
Operations



THE ATLANTIC COAST CONFERENCE



THE ATLANTIC COAST CONFERENCE

The Tradition

Consistency. It's the mark of true excellence in any endeavor.

However, in today's intercollegiate athletics, competition has become so balanced and so competitive that it is virtually impossible to maintain a high level of consistency.

Yet the Atlantic Coast Conference has defied the odds. Now in its 52nd year of competition, the ACC has long enjoyed the reputation as one of the strongest and most competitive intercollegiate conferences in the nation. And that is not mere conjecture, the numbers support it.

Since the league's inception in 1953, ACC schools have captured 91 national championships, including 47 in women's competition and 44 in men's. In addition, NCAA individual titles have gone to ACC student-athletes 116 times in men's competition and 57 in women's action.

If success is best measured in terms of wins and losses, then the ACC is unrivaled in NCAA annals. With Maryland's victory over Indiana in the 2002 NCAA title game, ACC teams have captured nine NCAA basketball championships, including five over the last 14 years.

No conference has posted a better NCAA Tournament record than the ACC since the NCAA's inaugural tournament in 1938. The 11 current conference members have posted an NCAA Tournament-best mark of 315-164 for a sterling .647 winning percentage against the nation's toughest competition.

A year ago, the ACC had two teams — Georgia Tech and Duke — in the Final Four for the second time in four years and fifth time overall. In the 20 years of the 64-team field, the ACC has produced 20 Final Four teams, an average of one per year and seven more than any other conference.

Since 1985, when the NCAA Tournament was expanded to 64 teams, ACC teams have been even more impressive compiling a 203-96 (.679) NCAA record, including 56 "Sweet 16" appearances and 20 Final Four berths. Since 1985, 56 of the 102 ACC teams receiving NCAA berths have won at least two NCAA Tournament games.

Since 1990, the ACC — with a 181-173 record — is the only conference with a winning record against ranked non-conference foes.

North Carolina and Duke lead all ACC schools with three NCAA championships each. NC State has two national titles to its credit and Maryland one. The Tar Heels captured NCAA titles in 1957, 1982 and 1993 while the Blue Devils won their third title in 2001, following back-to-back championships in 1991 and 1992.



Virginia Tech director of athletics Jim Weaver and Atlantic Coast Conference commissioner John Swofford at the press conference in Greensboro, N.C., announcing that Virginia Tech and Miami would be joining the ACC.

The Wolfpack walked away with the coveted crown in 1974 and 1983 while the Terps claimed the 2002 national title.

The stature of ACC basketball is no where more clearly defined than by its regional and national television exposure as an all-time high 172 televised games involving ACC teams headline the league's 2004-05 schedule, including a record-setting 261 appearances. ACC teams are slated to make 132 appearances on national television networks and 79 of the league's 88 regular season conference games, including 36 on national television networks, are scheduled to be televised.

This past year the ACC posted a 14-6 mark in NCAA Tournament play with the six losses by a total of 21 points. For the second time in league history, eight ACC teams took part in post-season play and six of the nine league teams were ranked in the final AP and coaches' polls. League teams were 107-24 (.816) against non-conference opponents and 13-12 versus ranked teams, including a 3-0 mark against No. 1 ranked teams. The ACC finished the 2003-04 season with the highest regular season RPI rating ever accorded a conference.

2003-04 in Review

The 2003-04 academic year concluded with the league pocketing three more national team titles and six individual NCAA crowns. In all, the ACC has won 48 national team titles over the last 14 years.

The ACC's 2003-04 national champions were Wake Forest in field hockey, North Carolina in women's soccer and Virginia in women's lacrosse. Overall, 66 ACC teams took part in postseason play, compiling a 101-66-4 (.596) record.

A total of 169 student-athletes from the ACC earned first, second or third-team All-America honors this past year. In addition, the ACC produced nine national Players of the Year, two national Rookies of the Year and three national Coaches of the Year.

The ACC placed at least one team in the top 10 nationally in 17 sports. In all, 31 ACC teams finished their season with a top 10 ranking.

The Championships

The conference will conduct championship competition in 25 sports during the 2004-05 academic year — 12 for men and 13 for women.

The first ACC championship was held in swimming on February 25, 1954. The conference did not conduct championships in cross country, wrestling or tennis during the first year.

The 12 sports for men include football, cross country, soccer, basketball, swimming, indoor and outdoor track, wrestling, baseball, tennis, golf and lacrosse. Fencing, which was started in 1971, was discontinued in 1981.

Women's sports were initiated in 1977 with the first championship event being held in tennis at Wake Forest University.



Championships for women are currently conducted in cross country, volleyball, field hockey, soccer, basketball, swimming, indoor and outdoor track, tennis, golf, lacrosse, softball and rowing.

A History

The Atlantic Coast Conference was founded on May 8, 1953, at the Sedgefield Inn near Greensboro, N.C., with seven charter members — Clemson, Duke, Maryland, North Carolina, North Carolina State, South Carolina and Wake Forest — drawing up the conference by-laws.

The withdrawal of seven schools from the Southern Conference came early on the morning of May 8, 1953, during the Southern Conference's annual spring meeting. On June 14, 1953, the seven members met in Raleigh, N.C., where a set of by-laws was adopted and the name became officially the Atlantic Coast Conference.

Suggestions from fans for the name of the new conference appeared in the region's newspapers prior to the meeting in Raleigh. Some of the names suggested were: Dixie, Mid South, Mid Atlantic, East Coast, Seaboard, Colonial, Tobacco, Blue-Gray, Piedmont, Southern Seven and the Shoreline.

Duke's Eddie Cameron recommended that the name of the conference be the Atlantic Coast Conference, and the motion was passed unanimously. The meeting concluded with each member institution assessed \$200 to pay for conference expenses.

On December 4, 1953, conference officials met again at Sedgefield and officially admitted the University of Virginia as the league's eighth member. The first, and only, withdrawal of a school from the ACC came on June 30, 1971, when the University of South Carolina tendered its resignation.

The ACC operated with seven members until April 3, 1978, when the Georgia Institute of Technology was admitted. The Atlanta school had withdrawn from the Southeastern Conference in January 1964.

The ACC expanded to nine members on July 1, 1991, with the addition of Florida State University.

The conference expanded to 11 members on July 1, 2004, with the addition of the University of Miami and Virginia Polytechnic Institute and State University. On October 17, 2003, Boston College accepted an invitation to become the league's 12th member starting with the 2005-06 academic year.

SCHOOL AFFILIATIONS

CLEMSON — Charter member of the Southern Intercollegiate Athletic Association in 1894, a charter member of the Southern Conference in 1921, a charter member of the Atlantic Coast Conference (ACC) in 1953.

DUKE — Joined the Southern Conference in December 1928; charter member of the ACC in 1953.

FLORIDA STATE — Charter member of the Dixie Conference in 1948; joined the Metro Conference in July 1976; joined the ACC July 1991.

GEORGIA TECH — Charter member of the Southern Intercollegiate Athletic Association in 1894, charter member of Southern Conference in 1921, charter member of the SEC in 1932, joined the ACC in April 1978.

MARYLAND — Charter member of the Southern Conference in 1921, charter member of the ACC in 1953.

MIAMI — Charter member of the Big East Football Conference in 1991; joined the ACC in July 2004.

NORTH CAROLINA — Charter member of the Southern Intercollegiate Athletic Association in 1894, charter member of the Southern Conference in 1921, charter member of the ACC in 1953.

NC STATE — Charter member of the Southern Conference in 1921; charter member of the ACC in 1953.

VIRGINIA — Charter member of the Southern Intercollegiate Athletic Association in 1894, charter member of the Southern Conference in 1921, resigned from Southern Conference in December 1936, joined the ACC in December 1953.

VIRGINIA TECH — Charter member of the Southern Conference in 1921; withdrew from the Southern Conference in June 1965; competed as an independent from July 1965 to May 1978; May 1978 joined the Metropolitan Collegiate Athletic Conference (a.k.a. the Metro) for all sports except football; February 1995 joined the Atlantic 10 Conference for all sports except football; July 2000, Tech became an all-sports member of the BIG EAST Conference (football had become a charter member of the BIG EAST Football Conference in 1991); joined the Atlantic Coast Conference for all sports on July 1, 2004.

WAKE FOREST — Joined the Southern Conference in February 1936, charter member of the ACC in 1953.





THE ATLANTIC COAST CONFERENCE

League Notes

• As a league, the 11 ACC teams return 40 starters among 102 lettermen for the 2004-05 season ... North Carolina and Wake Forest — both NCAA Tournament teams a year ago — each return an ACC-high five starters.

• Six of the 11 ACC teams return at least four starters while all but one team return at least three starters ... Miami returns a league-low two starters for the 2004-05 season.

• The eight teams that took part in postseason play a year ago return 31 starters — an average of nearly four starters per team.

• Eleven of the 15 players who earned All-ACC recognition last year return, including ACC Player of the Year Julius Hodge of NC State ... Hodge is the first returning ACC Player of the Year since Wake Forest's Tim Duncan in the 1996-97 season.

• Players who led the ACC in eight of the league's nine major statistical categories in 2003-04 are slated to return.

• Twenty of the ACC's top 25 scorers, including the top three and eight of the top 10, from a year ago return ... North Carolina's Rashad McCants led the league in scoring, averaging 20.0 points per game as a sophomore in 2003-04.

• Seven of the ACC's top 10 rebounders from last season are back ... UNC's Sean May is the ACC's top returning rebounder after leading the league with 9.8 rebounds per game.

• North Carolina's Raymond Felton (7.1), Wake's Chris Paul (5.9), Georgia Tech's Jarrett Jack (5.6), and Maryland's John Gilchrist (5.0), who ranked 1-3-4-5, respectively, in the ACC in assists last year are back ... in all, seven of the ACC's top 10 assist leaders return.

Television Notes

• A record-setting 261 television appearances involving Atlantic Coast Conference teams headline the league's 2004-05 basketball schedule as released by Commissioner John Swofford ... the schedule also boasts an all-time high 172 televised games involving ACC teams and marks the 10th straight year that the league has had more than 200 television appearances

• ACC teams will make 132 appearances on

ACC STAFF DIRECTORY

Commissioner	John. D. Swofford
Associate Commissioner	Frederick E. Barakat
Associate Commissioner	Jeff Elliott
Associate Commissioner	Bernadette McGlade
Associate Commissioner/Compliance & Governance	Shane Lyons
Assistant Commissioner/External Relations	Mike Finn
Assistant Commissioner/Student-Athlete Welfare	DeLores S. Todd
Assistant Commissioner/Media Relations	Brian A. Morrison
Coordinator of Football Officials	Tommy Hunt
Director of Video Services	W. Scott McBurney
Director of Championships	Davis Whitfield
Director of Information Systems	Christina Tracey
Business Manager	Lynne Herndon
Assistant Director/Compliance	Amy Huchthausen
Assistant Director/Media Relations	Amy Yakola
Assistant/Media Relations	Sarah Brown
Assistant Director/Video Services	Josh Klaff
Assistant Director/Women's Basketball	Kara McBurney
Executive Assistant to the Commissioner	Cel DiAmico
Administrative Assistant/Media Relations/Video Services	Barbara J. Dery
Administrative Assistant/Men's Basketball	Kathy C. Hunt
Administrative Assistant/Championships	Jennie Barrett
Administrative Assistant/Compliance/Student-Athlete Welfare	Tracey Haith
Administrative Assistant/External Relations/Football	Blake Fromen
Administrative Assistant/Administration/Business	Susan Anthony
Administrative Assistant/Receptionist	Emily Watkins
Web site Editor	Harrison Rand



national television networks, including 50 appearances on ESPN, 34 on FSN, 29 on ESPN2, 10 on ABC and nine on CBS.

• Seventy-nine of the league's 88 regular season conference games, including 36 on national television networks, are scheduled to be televised ... the league's four-day, 10-game ACC Tournament, to be held at the MCI Center in Washington, D.C., (March 10-13) also is slated to be broadcast by Raycom/Jefferson-Pilot, ESPN and ESPN2.

• FSN will televise 20 Sunday afternoon and

evening games on a national basis starting with the Southern California at North Carolina game on November 28 ... 14 of the 20 Sunday games are conference match-ups.

• Headlining the list of returnees for the 2004-05 season are 12 players who have earned All-ACC honors during their collegiate careers — NC State's Julius Hodge, Duke's J.J. Redick and Shelden Williams, Wake Forest's Justin Gray, Chris Paul and Vytas Danelius, Georgia Tech's B.J. Elder and Jarrett Jack, North Carolina's Rashad McCants, Raymond Felton and Sean May.



CONFERENCE TIMELINE

• **Oct. 21, 1892** — Tech played its first football game, recording a 14-10 win over St. Albans, a private boys prep school in Radford.

• **Feb. 25-26, 1921** — Tech, under the leadership of athletics director C.P. "Sally" Miles, joined the Southern Intercollegiate Conference as a charter member. Other members included Alabama, Alabama Polytechnic Institute (Auburn), Clemson, Georgia, Georgia School of Technology (Georgia Tech), Kentucky, Maryland, Mississippi Agricultural and Mechanical College (Mississippi State), North Carolina, North Carolina State, Tennessee, Virginia, and Washington and Lee. In 1922, Louisiana State, Mississippi, South Carolina, Vanderbilt and Tulane joined the conference.

• **December 1923** — The name of the conference was officially changed to the Southern Conference. Also, conference officials added the University of the South to the conference. The following year, VMI joined the conference, and in 1929, Duke joined.

• **1932** — It was agreed that the 13 southern-most members should form a separate conference. The Southeastern Conference, thus, was formed with Alabama, Auburn, Florida, Georgia, Georgia Tech, Kentucky, LSU, Mississippi, Mississippi State, Sewanee, Tennessee, Tulane and Vanderbilt as the members.

• **1953** — The following seven colleges withdrew to form the Atlantic Coast Conference: Clemson, Duke, North Carolina, North Carolina State, Maryland, South Carolina and Wake Forest.

• **June 1965** — Tech withdrew from the Southern Conference.

• **July 1965-May 1978** — Tech competed as an independent in virtually every varsity sport.

• **May 1978** — Tech ends its 13-year status as a major independent by accepting a bid to join the Metropolitan Collegiate Athletic Conference (a.k.a. the Metro) for all sports except football.

The Hokies join Cincinnati, Florida State, Louisville, Memphis State, St. Louis and Tulane in the Metro, which was founded in 1975.

"Affiliation with the Metro Conference is beneficial from the standpoint of scheduling, national identity and postseason activity," Tech president William Lavery said. "It will provide us with national exposure and television coverage, as



On July 1, 2003, ACC commissioner John Swofford announced that Virginia Tech and Miami would become the league's 10th and 11th members.

well as improve the basketball schedule and bring good teams to Blacksburg."

• **Feb. 5, 1991** — After 26 years as a football independent, Tech officially accepts a bid to join the newly created BIG EAST Football Conference. Tech joined Miami, Syracuse, Boston College, Pittsburgh, West Virginia, Temple and Rutgers as charter members of the conference.

• **January 1995** — Five Metro members — UNC Charlotte, Tulane, Louisville, Southern Miss and South Florida — voted Tech and Virginia Commonwealth out of the league. At the time, those schools were planning a merger with other Midwestern schools (hence, the birth of Conference USA) and the Hokies and Rams were not interested in such a merger. As a result, those five league members decided to vote them out of the league.

• **Feb. 3, 1995** — Tech, VCU and the Metro agree to a \$2.27 million settlement, which the Hokies and Rams split. A portion of conference revenue was going to be withheld from the two schools, but this settlement put an end to the issue.

• **Two weeks later, 1995** — Tech joins the Atlantic 10 Conference for all sports except football, which is in the BIG EAST, and wrestling, which is in the Colonial. (Tech wrestling began competition in the Eastern Wrestling League in the 1997-98 season.)

Tech AD Dave Braine picked the Atlantic 10

over the Colonial because of three factors.

"No. 1 was Northeast exposure," Braine told Bill Roth in the Feb. 17 issue of *The Hokie Huddler*. "No. 2 were the basketball rankings of the Atlantic 10 and the high level of play in the league. And No. 3, most of our out-of-state students are from the Northeast."

• **June 24, 1999** — Tech receives proposal from the BIG EAST Conference, inviting the school to join the conference for all sports.

• **July 20, 1999** — Tech submits a counterproposal, addressing financial issues that the school has with the original proposal. BIG EAST athletic directors address those concerns at the athletics directors' meetings in mid-July and submit the proposal to each school's respective president for a vote.

• **Aug. 24, 1999** — Tech and the BIG EAST announce that the Hokies will join the conference for all sports beginning in 2001-02.

"Virginia Tech is thrilled to become a full member of the BIG EAST Conference and looks forward to its academic and athletic associations with the entire conference membership," Tech president Paul Torgersen said.

• **November 2, 1999** — BIG EAST Conference Presidents vote to advance Virginia Tech's participation as a full member to July 1, 2000.

• **June 18, 2003** — In a surprise move, presidents of Atlantic Coast Conference schools privately drop a plan to invite Miami, Boston College and Syracuse and instead, vote on inviting Virginia Tech and Miami. This comes after five weeks of negotiations with the other three schools for ACC invitations.

• **June 19, 2003** — Responding to speculation that Virginia Tech has been invited to join the ACC, the university issues a release stating that no offer has been extended officially or unofficially.

• **June 24, 2003** — Presidents of Atlantic Coast Conference schools hold a teleconference and vote to begin the official process of offering invitations to Virginia Tech and Miami.

• **June 25, 2003** — Atlantic Coast Conference officials make an official site visit to Virginia Tech, with the Hokies passing with flying colors. This is the final step before an official invitation can be extended.



• **June 27, 2003** – Virginia Tech President Charles Steger announces that the Hokies have officially accepted the ACC's invitation to join the conference.

"Today we have received the formal offer of membership, which we will accept," Steger said. "We know that this affiliation will be good for our students, athletes, fans and communities for many years to come."

• **July 1, 2003** – Virginia Tech and Miami are officially introduced as the 10th and 11th members of the Atlantic Coast Conference at a press conference in Greensboro, N.C.

"I'm excited for our fans and our constituency," athletic director Jim Weaver said. "This membership is something that the fan base and alumni and friends of Virginia Tech have wanted for a long time. It's home for us. We've had prior

relationships with these institutions for many years and this is something our fans are excited about. I'm happy for them, for our coaches and for our student-athletes."

• **July 1, 2004** – The Hokies officially join the ACC on July 1, 2004, and begin play in the 2004-05 academic year in all sports.

ACC DIRECTORY

ATLANTIC COAST CONFERENCE

Mailing: P.O. Drawer ACC, Greensboro, NC
27417-6724

Shipping: 4512 Weybridge Lane, Greensboro, NC
27407

Administrative

Phone: (336) 854-8787

Fax: (336) 316-6097

Media Relations - Video Services

Phone: (336) 851-6062

Fax: (336) 854-8797

CLEMSON

Athletics Director: Dr. Terry Don Phillips

Men's Basketball Coach: Oliver Purnell

Primary Men's Basketball Contact: Anne Miller

Office Phone: (864) 656-1926

Home Phone: (864) 506-5925

E-mail Address: miller7@clemson.edu

SID Fax: (864) 656-0299

Athletics Web Site: www.clemsontigers.com

DUKE

Athletics Director: Joe Alleva

Men's Basketball Coach: Mike Krzyzewski

Primary Men's Basketball Contact: Jon Jackson

Office Phone: (919) 684-2633

Home Phone: (919) 450-0887

E-mail Address: sid@duke.edu

SID Fax: (919) 684-2489

Athletics Web Site: www.GoDuke.com

FLORIDA STATE

Athletics Director: Dave Hart Jr.

Men's Basketball Coach: Leonard Hamilton

Primary Men's Basketball Contact: Chuck Walsh

Office Phone: (850) 644-1077

Home Phone: (850) 385-8466

E-mail Address: cwalsh@mailers.fsu.edu

SID Fax: (850) 644-3820

Athletics Web Site: www.seminoles.com

GEORGIA TECH

Athletics Director: Dave Braine

Men's Basketball Coach: Paul Hewitt

Primary Men's Basketball Contact: Mike Stamus

Office Phone: (404) 894-5445

Home Phone: (770) 951-1939

E-mail Address: mstamus@at.gtaa.gatech.edu

SID Fax: (404) 894-1248

Athletics Web Site: www.ramblinwreck.com

MARYLAND

Athletics Director: Deborah A. Yow

Men's Basketball Coach: Gary Williams

Primary Men's Basketball Contact: Mark Fratto

Office Phone: (301) 314-8052

Home Phone: (240) 417-5763

E-mail Address: fratto@umd.edu

SID Fax: (301) 314-9094

Athletics Web Site: www.umterps.com

MIAMI

Athletics Director: Paul Dee

Men's Basketball Coach: Frank Haith

Primary Men's Basketball Contact: Samuel

Henderson

Office Phone: (305) 284-3244

Home Phone: (305) 412-8364

E-mail Address: shenderson@miami.edu

SID Fax: (305) 284-2807

Athletics Web Site: www.hurricanesports.com

NORTH CAROLINA

Athletics Director: Dick Baddour

Men's Basketball Coach: Roy Williams

Primary Men's Basketball Contact: Steve Kirschner

Office Phone: (919) 962-2123

Home Phone: (919) 968-1531

E-mail Address: skirschner@unca.unc.edu

SID Fax: (919) 843-2309

Athletics Web Site: www.TarHeelBlue.com

N.C. STATE

Athletics Director: Lee Fowler

Men's Basketball Coach: Herb Sendek

Primary Men's Basketball Contact:

Annabelle Vaughan

Office Phone: (919) 515-2102

Home Phone: (919) 858-9763

E-mail Address: annabelle_vaughan@ncsu.edu

SID Fax: (919) 515-2898

Athletics Web Site: www.gopack.com

VIRGINIA

Athletics Director: Craig Littlepage

Men's Basketball Coach: Pete Gillen

Primary Men's Basketball Contact: Rich Murray

Office Phone: (434) 982-5500

Home Phone: (434) 978-2966

E-mail Address: rjm4e@virginia.edu

AMRD Fax: (434) 982-5525

Athletics Web Site: www.virginiasports.com

VIRGINIA TECH

Athletics Director: Jim Weaver

Men's Basketball Coach: Seth Greenberg

Primary Men's Basketball Contact: Bill Dyer

Office Phone: (540) 231-8852

E-mail Address: wdye@vt.edu

SID Fax: (540) 231-6984

Athletics Web Site: www.hokiesports.com

WAKE FOREST

Athletics Director: Ron Wellman

Men's Basketball Coach: Skip Prosser

Primary Men's Basketball Contact: Dean Buchan

Office Phone: (336) 758-5640

Home Phone: (336) 287-8954

E-mail Address: buchandw@wfu.edu

SID Fax: (336) 758-5140

Athletics Web Site: www.WakeForestSports.com



2003-04 SEPTISON REVIEW



2003-04 SEASON IN REVIEW

The Virginia Tech Hokies entered their final season as members of the BIG EAST Conference with a lot of questions and were looking for answers. After completing the season 15-14 and 7-9 and in eighth place in league play, the Hokies seemed to have found a lot of the answers.

Driven by a new coaching staff and the play of senior Bryant Matthews, the young squad finished strong and not only made its first appearance in the BIG EAST Tournament, but entered as the eighth seed and won its first game. The season that started with lots of injuries and lots of inexperienced players turned out to be perhaps the program's most fulfilling season in recent years.

The season will, perhaps, best be remembered for two things; the beginning of the Seth Greenberg era at Tech and the emergence of Matthews as one of the school's best and most complete basketball players of all time. The work ethic and attention to detail, both on and off the court, that Greenberg and his staff brought to Tech was evident in every aspect of the program. And Matthews, well, he had one of the best single seasons in Tech history.

The senior from Columbia, S.C., making the move to power forward, embraced the idea of team leadership. He worked harder than anyone else and instilled in his younger teammates that same ethic. With a preseason foot injury sidelining fellow senior Carlos Dixon for the season and the lack of any juniors, Matthews was forced to shoulder all the leadership duties, at least until the beginning of the conference season.

The New Year brought the beginning of the Hokies' final run through the BIG EAST and the arrival of another leader. Bryan Randall, the quarterback on Tech's football team, joined the program a few days after the end of the football bowl season. By the time the basketball season ended, the indelible stamp of Randall's poise and leadership was set on this team.

Tech opened the regular season injured, but able. Besides Dixon, Tech opened the season without freshman Coleman Collins and sophomore Shawn Harris, but won its first two games. A loss at Virginia, a heartbreaking overtime loss to Old Dominion and a loss at Ohio State were the only blemishes on the record heading into the holidays. The return of Collins and Harris helped, both in games and in practices. A 26-point win over William & Mary in late December not only avenged a loss from the previous season, but put the Hokies at 7-3 entering the holiday break.



Bryant Matthews became Virginia Tech's only first team All-BIG EAST selection during his senior season.

A trip to Norfolk to face East Carolina on Dec. 27 not only gave Tech a loss in its final non-conference game, but cost the Hokies the services of starting freshman guard Jamon Gordon, a player quickly becoming a solid scorer and stal-

wart on defense. A knee injury would force surgery that would cost the rookie the first half of the conference season.

Tech opened its final season in the BIG EAST at defending champion Pittsburgh. Without



Gordon, the inexperienced team fell to the Panthers, but had a week off before the next game, a trip to West Virginia. Tech used the week well and notched its first win of the conference season with clutch play at the end by sophomore guard Markus Sailes and Randall, who gathered a loose ball in the final seconds to secure the win.

After the WVU game, Tech went through a murderers' row, playing all seven of the top seven teams in the first half of the season. The return of Gordon and the continued strong play of fellow freshmen Collins and Zabian Dowdell gave Matthews some help, but the Hokies could not break through into the win column. A loss at defending national champion Syracuse on January 31 had the Hokies 8-10 overall and 1-6 in BIG EAST play entering February. However, a speech to the team by Randall in the locker room in the Carrier Dome may have been the

jolt the team needed. And needed in a hurry.

February would open with a home game against #23 Providence. All the struggle the team had in January suddenly disappeared and the Hokies gave Greenberg his first win over a ranked opponent at Virginia Tech with a 69-57 victory against the Friars.

The Hokies would not lose again in Cassell Coliseum that season. Tech followed the PC win with a win over Georgetown. After three road losses and another home win, Tech returned to the building that was quickly becoming one of the great home-court advantages in the league. Tech defeated West Virginia, giving the Hokies its first ever season sweep in BIG EAST play, and in the final home game of the season, the Hokies pushed the home winning streak to five with a 71-70 win over Rutgers. The win, coming on a tip in at the buzzer by Collins, clinched the Hokies berth in the BIG EAST Tournament the

following week at Madison Square Garden.

Tech had some unfinished business to attend to before heading to the Big Apple and defeated Georgetown in the MCI Center to close out the regular season. The win gave the Hokies a 14-13 overall record, 7-9 in BIG EAST play. Most importantly, it gave the Hokies an eighth-place finish in the BIG EAST, a far cry from the 14th-place finish predicted by the coaches in the preseason.

The Hokies made a strong statement in the first round of the BIG EAST Tournament, as they knocked off Rutgers for the second time in a week, and assured themselves of a winning record for the season, the first since 1999-2000. A quarterfinal loss to nationally ranked Pittsburgh could do nothing to dampen the excitement of the season and how it finished.

Matthews earned first-team all-conference honors and honorable mention All-America. He



Shawn Harris scored 10 points off the bench in the home win over West Virginia.



Jamon Gordon led the BIG EAST Conference in steals as a freshman.



Coleman Collins scored a career-high 21 points in the win over #23 Providence.



Zabian Dowdell was second on the team in scoring and assists as a freshman.



Allen Calloway was second on the team in blocked shots last season.

led the BIG EAST in scoring, was second in steals, and third in rebounding. He had one of the most complete seasons ever in the league and at Tech. He finished his Hokie career ninth in career scoring and his 641 points for the season is the most by a Hokie since 1990. Most importantly, Matthews led a young team to heights no one thought possible.

Matthews was not the only Hokie shining in the 2003-04 season. Dowdell was second on the team in scoring and assists and gave the team its first true point guard in years. Gordon

led the BIG EAST in steals and the Hokies in assists, despite missing significant time with a knee injury. He became one of the league's top freshmen and combined with Dowdell to form one of the best freshman backcourts in the nation. Collins fought off the early season injury and showed flashes of a talented future in Blacksburg.

Markus Sales was perhaps the biggest surprise on the biggest surprise team in the league. He played smart, controlled basketball and had one of the best assist/turnover ratios in the league.

Shawn Harris also overcame an early season injury and gave the Hokies a needed lift in several games. Allen Calloway and Philip McCandies played solid minutes in the post and Calloway became more comfortable in his role and played well down the stretch.

Virginia Tech ended its four-year run in the BIG EAST playing well and turning Cassell Coliseum into one of the toughest places to play in the country. As the Hokies enter the Atlantic Coast Conference, Tech is primed to make even more improvements.



2003-2004 RESULTS

RECORD:	OVERALL	HOME	AWAY	NEUTRAL
ALL GAMES	15-14	11-4	3-7	1-3
CONFERENCE	7-9	5-3	2-6	0-0
NON-CONFERENCE	8-5	6-1	1-1	1-3

DATE	TIME	OPPONENT		SCORE	ATTEND	HIGH POINTS	HIGH REBOUNDS
11/22/03	8 p.m.	NEW HAMPSHIRE	W	79-49	5984	(21)MATTHEWS, Bryant	(10)MATTHEWS, Bryant
11/25/03	7 p.m.	WESTERN CAROLINA	W	61-59	4710	(22)MATTHEWS, Bryant	(8)MATTHEWS, Bryant
11/28/03	8 p.m.	at Virginia		65-80	L 7771	(21)MATTHEWS, Bryant	(15)MATTHEWS, Bryant
12/1/03	7 p.m.	MORGAN STATE	W	76-66	5580	(36)MATTHEWS, Bryant	(9)MATTHEWS, Bryant
12/4/03	7 p.m.	OLD DOMINION		92-94	L (OT) 6005	(37)MATTHEWS, Bryant	(12)MATTHEWS, Bryant
12/6/03	2 p.m.	# vs Ohio State		57-62	L 14248	(18)DOWDELL, Zabian	(8)MATTHEWS, Bryant
12/10/03	7 p.m.	VMI	W	80-56	4858	(26)MATTHEWS, Bryant	(8)MATTHEWS, Bryant
12/13/03	7 p.m.	RADFORD	W	73-60	6779	(18)DOWDELL, Zabian	(8)MATTHEWS, Bryant
						(18)MATTHEWS, Bryant	
12/20/03	4 p.m.	at Towson	W	74-67	1516	(24)MATTHEWS, Bryant	(15)MATTHEWS, Bryant
12/23/03	7 p.m.	WILLIAM & MARY	W	80-54	4866	(32)MATTHEWS, Bryant	(11)MATTHEWS, Bryant
12/27/03	7:07 p.m.	^ vs East Carolina		67-74	L 3277	(21)MATTHEWS, Bryant	(7)COLLINS, Coleman
							(7)MATTHEWS, Bryant
1/6/04	7 p.m.	* at Pittsburgh		59-78	L 12024	(22)MATTHEWS, Bryant	(4)HARRIS, Shawn
							(4)COLLINS, Coleman
1/14/04	7 p.m.	* at West Virginia	W	69-67	7921	(20)DOWDELL, Zabian	(11)MATTHEWS, Bryant
1/17/04	2 p.m.	* MIAMI		59-65	L 5603	(33)MATTHEWS, Bryant	(16)MATTHEWS, Bryant
1/20/04	7 p.m.	* NOTRE DAME		63-74	L 7270	(19)MATTHEWS, Bryant	(11)MATTHEWS, Bryant
1/24/04	7 p.m.	* at Seton Hall		76-83	L 8601	(17)MATTHEWS, Bryant	(10)MATTHEWS, Bryant
1/28/04	7 p.m.	* CONNECTICUT		60-96	L 7908	(25)MATTHEWS, Bryant	(7)MATTHEWS, Bryant
1/31/04	7:05 p.m.	* at Syracuse		64-76	L 25862	(21)GORDON, Jamon	(5)MATTHEWS, Bryant
							(5)RANDALL, Bryan
2/4/04	7 p.m.	* PROVIDENCE	W	69-57	6323	(23)MATTHEWS, Bryant	(10)MATTHEWS, Bryant
2/11/04	7 p.m.	* GEORGETOWN	W	80-65	6746	(20)COLLINS, Coleman	(10)MATTHEWS, Bryant
2/15/04	2 p.m.	* at Rutgers		52-85	L 7701	(29)MATTHEWS, Bryant	(8)CALLOWAY, Allen
2/18/04	7:35 p.m.	* at Villanova		68-80	L 6500	(16)MATTHEWS, Bryant	(7)MATTHEWS, Bryant
2/21/04	7 p.m.	* ST. JOHN'S	W	54-53	6552	(12)DOWDELL, Zabian	(10)MATTHEWS, Bryant
						(12)MATTHEWS, Bryant	
2/25/04	7:30 p.m.	* at Boston College		48-56	L 4624	(21)MATTHEWS, Bryant	(8)MATTHEWS, Bryant
2/28/04	Noon	* WEST VIRGINIA	W	53-49	9354	(28)MATTHEWS, Bryant	(8)DOWDELL, Zabian
3/3/04	7 p.m.	* RUTGERS	W	71-70	6598	(22)MATTHEWS, Bryant	(10)MATTHEWS, Bryant
3/6/04	Noon	* at Georgetown	W	60-55	11286	(26)MATTHEWS, Bryant	(7)MATTHEWS, Bryant
3/10/04	Noon	\$ vs Rutgers	W	61-58	19173	(12)COLLINS, Coleman	(7)SAILES, Markus
3/11/04	Noon	\$ vs Pittsburgh		61-74	L 19528	(14)MATTHEWS, Bryant	(7)GORDON, Jamon
						(14)GORDON, Jamon	

= Nationwide Arena - Columbus, Ohio

^ = Ted Constant Center - Norfolk, Va.

* = Conference game

\$ = BIG EAST Tournament

ATTENDANCE SUMMARY	GAMES	TOTALS	AVG/GAME
HOME	15	95136	6342
AWAY	10	93806	9381
NEUTRAL	4	56226	14057
TOTAL	29	245168	8454



2003-2004 STATISTICS

ALL GAMES

#	Player	GP	GS	Min	Avg	TOTAL			3-PTS			FT	FTA	Pct	REBOUNDS				PF	FO	A	TO	Blk	Stl	Pts	Avg		
						FG	FGA	Pct	3FG	FGA	Pct				Off	Def	Tot	Avg										
22	MATTHEWS, Bryant	29	29	1028	35.4	219	463	.473	31	86	.360	172	259	.664	127	132	259	8.9	106	6	43	87	24	72	641	22.1		
01	DOWDELL, Zabian	28	28	947	33.8	107	285	.375	46	151	.305	42	61	.689	12	73	85	3.0	52	0	89	63	4	52	302	10.8		
02	GORDON, Jamon	24	23	798	33.2	89	244	.365	23	82	.280	33	49	.673	37	68	105	4.4	83	3	107	54	11	66	234	9.8		
33	COLLINS, Coleman	22	16	522	23.7	79	167	.473	4	9	.444	29	58	.500	31	50	81	3.7	38	0	10	23	11	12	191	8.7		
25	MCCANDIES, Philip	28	13	453	16.2	59	146	.404	0	0	.000	22	43	.512	37	48	85	3.0	66	2	10	38	18	10	140	5.0		
23	HARRIS, Shawn	16	3	265	16.6	27	82	.329	7	35	.200	18	31	.581	19	14	33	2.1	35	0	15	19	0	7	79	4.9		
24	SAILES, Markus	29	29	927	32.0	48	125	.384	12	41	.293	34	56	.607	26	78	104	3.6	45	0	81	42	3	46	142	4.9		
21	CALLOWAY, Allen	29	4	482	16.6	42	91	.462	1	2	.500	22	57	.386	36	48	84	2.9	65	5	2	28	23	12	107	3.7		
05	RANDALL, Bryan	18	0	228	12.7	17	55	.309	13	38	.342	8	21	.381	11	12	23	1.3	32	0	19	9	2	17	55	3.1		
04	DAVIS, Fabian	10	0	75	7.5	8	16	.500	2	7	.286	0	0	.000	3	11	14	1.4	11	0	4	10	0	1	18	1.8		
42	TUCKER, Chris	9	0	42	4.7	2	11	.182	1	4	.250	5	7	.714	1	2	3	0.3	4	0	0	0	2	0	10	1.1		
15	LATTIMORE, Mykhael	12	0	44	3.7	3	14	.214	0	3	.000	3	7	.429	16	3	19	1.6	3	0	2	4	1	2	9	0.8		
11	RITCHIE, Bob	6	0	14	2.3	0	3	.000	0	2	.000	3	4	.750	1	3	4	0.7	1	0	2	3	0	1	3	0.5		
TM TEAM														58	50	108	3.7	3										
Total		29				700	1702	.411	140	460	.304	391	653	.599	415	592	1007	34.7	544	16	384	387	99	298	1931	66.6		
Opponents		29				689	1503	.458	195	551	.354	389	590	.659	316	719	1035	35.7	572	-	382	526	114	172	1962	67.7		

SCORE BY PERIODS:	1st	2nd	OT	Total
Virginia Tech	868	1056	7	1931
Opponents	957	996	9	1962

DEADBALL REBOUNDS:	OFF	DEF	TOTAL
Virginia Tech	117	13	130
Opponents	94	13	107

BIG EAST CONFERENCE GAMES ONLY

#	Player	GP	GS	Min	Avg	TOTAL			3-PTS			FT	FTA	Pct	REBOUNDS				PF	FO	A	TO	Blk	Stl	Pts	Avg		
						FG	FGA	Pct	3FG	FGA	Pct				Off	Def	Tot	Avg										
22	MATTHEWS, Bryant	16	16	572	35.8	120	256	.469	23	51	.451	81	133	.609	68	69	137	8.6	59	2	25	45	7	42	344	21.5		
01	DOWDELL, Zabian	16	16	523	32.7	53	162	.327	25	89	.281	24	33	.727	5	46	51	3.2	30	0	42	43	0	26	155	9.7		
02	GORDON, Jamon	11	10	367	33.4	35	92	.380	10	35	.286	17	24	.708	12	15	27	2.5	37	0	41	26	4	23	97	8.8		
33	COLLINS, Coleman	16	11	379	23.7	53	122	.434	4	9	.444	16	35	.457	23	34	57	3.6	25	0	9	19	8	11	126	7.9		
24	SAILES, Markus	16	16	485	30.3	28	69	.406	5	19	.263	18	30	.600	18	42	60	3.8	20	0	41	19	3	23	79	4.9		
23	HARRIS, Shawn	11	2	199	18.1	19	54	.352	6	24	.250	8	13	.615	12	11	23	2.1	19	0	12	14	0	6	52	4.7		
25	MCCANDIES, Philip	15	5	172	11.5	22	51	.431	0	0	.000	9	17	.529	12	16	28	1.9	30	0	6	12	9	4	53	3.5		
21	CALLOWAY, Allen	16	4	267	16.7	19	44	.432	0	0	.000	13	32	.406	13	29	42	2.6	27	2	2	13	12	8	51	3.2		
05	RANDALL, Bryan	16	0	213	13.3	15	48	.313	11	32	.344	7	19	.368	9	11	20	1.3	28	0	19	9	2	17	48	3.0		
15	LATTIMORE, Mykhael	3	0	7	2.3	0	4	.000	0	1	.000	0	0	.000	3	1	4	1.3	0	0	1	0	0	0	0	0.0		
11	RITCHIE, Bob	3	0	3	1.0	0	0	.000	0	0	.000	0	0	.000	0	0	0	0.0	0	0	0	1	0	1	0	0.0		
04	DAVIS, Fabian	2	0	7	3.5	0	1	.000	0	1	.000	0	0	.000	1	1	2	1.0	1	0	0	0	0	0	0	0.0		
42	TUCKER, Chris	3	0	6	2.0	0	3	.000	0	2	.000	0	0	.000	0	0	0	0.0	0	0	0	0	0	0	0	0.0		
TM TEAM														29	25	54	3.4	3										
Total		16				364	906	.402	84	263	.319	193	336	.574	205	300	505	31.6	279	4	198	206	45	161	1005	62.8		
Opponents		16				403	808	.499	115	299	.385	188	287	.655	147	413	560	35.0	303	-	227	281	77	98	1109	69.3		

SCORE BY PERIODS:	1st	2nd	Total
Virginia Tech	442	563	1005
Opponents	551	558	1109

DEADBALL REBOUNDS:	OFF	DEF	TOTAL
Virginia Tech	63	6	69
Opponents	51	4	55



2003-04 BOX SCORES

NEW HAMPSHIRE VS VIRGINIA TECH
11/22/03 - 8 p.m. at Cassell Coliseum, Blacksburg, Va.

VISITORS: New Hampshire 1-2

Box score table for New Hampshire vs Virginia Tech. Columns include Player, tot-fg, 3-pt, ft, fta, of, de, tot, pf, tp, a, to, blk, s, min. Rows list individual players and team totals.

TOTAL FG% 1st Half: 13-25 52.0% 2nd Half: 6-33 18.2% Game: 32.8% DEADBALL
3-Pt. FG% 1st Half: 2-9 22.2% 2nd Half: 1-13 7.7% Game: 13.6% REBOUNDS
FThrow % 1st Half: 4-5 80.0% 2nd Half: 4-6 66.7% Game: 72.7% 2

HOME TEAM: Virginia Tech 1-0

Box score table for Virginia Tech. Columns include Player, tot-fg, 3-pt, ft, fta, of, de, tot, pf, tp, a, to, blk, s, min. Rows list individual players and team totals.

TOTAL FG% 1st Half: 15-29 51.7% 2nd Half: 15-33 45.5% Game: 48.4% DEADBALL
3-Pt. FG% 1st Half: 5-11 45.5% 2nd Half: 3-9 33.3% Game: 40.0% REBOUNDS
FThrow % 1st Half: 9-12 75.0% 2nd Half: 2-9 22.2% Game: 52.4% 5

Officials: Ed Corbett, Donnee Gray, Michael Stuart
Technical fouls: New Hampshire-TEAM. Virginia Tech-None.
Attendance: 5984
Score by Periods 1st 2nd Total
New Hampshire 32 17 49
Virginia Tech 44 35 79

WESTERN CAROLINA VS VIRGINIA TECH
11/25/03 - 7 p.m. at Cassell Coliseum, Blacksburg, Va.

VISITORS: Western Carolina 0-2

Box score table for Western Carolina vs Virginia Tech. Columns include Player, tot-fg, 3-pt, ft, fta, of, de, tot, pf, tp, a, to, blk, s, min. Rows list individual players and team totals.

TOTAL FG% 1st Half: 10-23 43.5% 2nd Half: 9-18 50.0% Game: 46.3% DEADBALL
3-Pt. FG% 1st Half: 2-8 25.0% 2nd Half: 2-5 40.0% Game: 30.8% REBOUNDS
FThrow % 1st Half: 5-11 45.5% 2nd Half: 12-15 80.0% Game: 65.4% 4, 1

HOME TEAM: Virginia Tech 2-0

Box score table for Virginia Tech. Columns include Player, tot-fg, 3-pt, ft, fta, of, de, tot, pf, tp, a, to, blk, s, min. Rows list individual players and team totals.

TOTAL FG% 1st Half: 7-26 26.9% 2nd Half: 11-26 42.3% Game: 34.6% DEADBALL
3-Pt. FG% 1st Half: 1-9 11.1% 2nd Half: 3-7 42.9% Game: 25.0% REBOUNDS
FThrow % 1st Half: 7-14 50.0% 2nd Half: 14-17 82.4% Game: 67.7% 5, 3

Officials: Tom Lopes, Fran Connolly, Reggie Greenwood
Technical fouls: Western Carolina-None. Virginia Tech-None.
Attendance: 4710
Score by Periods 1st 2nd Total
Western Carolina 27 32 59
Virginia Tech 22 39 61



Jamon Gordon scored 20 points in his Virginia Tech debut in the victory against New Hampshire.

VIRGINIA TECH VS VIRGINIA
11/28/03 - 8 p.m. at University Hall, Charlottesville, Va.

VISITORS: Virginia Tech 2-1

Box score table for Virginia Tech vs Virginia. Columns include Player, tot-fg, 3-pt, ft, fta, of, de, tot, pf, tp, a, to, blk, s, min. Rows list individual players and team totals.

TOTAL FG% 1st Half: 13-36 36.1% 2nd Half: 13-36 36.1% Game: 36.1% DEADBALL
3-Pt. FG% 1st Half: 2-7 28.6% 2nd Half: 2-9 22.2% Game: 25.0% REBOUNDS
FThrow % 1st Half: 2-4 50.0% 2nd Half: 7-11 63.6% Game: 60.0% 4

HOME TEAM: Virginia 2-0

Box score table for Virginia. Columns include Player, tot-fg, 3-pt, ft, fta, of, de, tot, pf, tp, a, to, blk, s, min. Rows list individual players and team totals.

TOTAL FG% 1st Half: 13-28 46.4% 2nd Half: 17-33 51.5% Game: 49.2% DEADBALL
3-Pt. FG% 1st Half: 7-12 58.3% 2nd Half: 2-9 22.2% Game: 42.9% REBOUNDS
FThrow % 1st Half: 2-2 100% 2nd Half: 9-16 56.3% Game: 61.1% 2, 1

Officials: Karl Hess, James Haney, Michael Stephens
Technical fouls: Virginia Tech-None. Virginia-Billet, Todd.
Attendance: 7771
Score by Periods 1st 2nd Total
Virginia Tech 30 35 65
Virginia 35 45 80
McCandies (VT) - Fouls out at 7:18 (II) Calloway (VT) - Fouls out at 6:26 (II)
Byars (UVA) - Fouls out at 3:51 (II) Gordon (VT) - Fouls out at 1:17 (II)



Bryant Matthews had back-to-back 30+ point games against Morgan State and Old Dominion.

OLD DOMINION VS VIRGINIA TECH
12/04/03 - 7 p.m. at Cassell Coliseum, Blacksburg, Va.

VISITORS: Old Dominion 1-2

##	Player	tot-fg		3-pt		rebounds			pf	tp	a	to	blk	s	min			
		fg	fga	fg	fga	ft	fta	of								de	tot	
31	DAHI, Arnaud	f	2	7	0	1	3	4	3	3	6	5	7	0	3	1	1	26
40	LOUGHTON, Alex	f	3	8	0	1	7	8	1	3	4	5	13	1	4	0	1	26
01	HUNTER, Isaiah	g	6	9	3	4	6	6	0	4	4	2	21	3	3	0	0	41
02	WILLIAMSON, Drew	g	1	1	1	1	4	4	0	1	1	1	7	4	3	0	1	32
10	WALLER, John	g	7	11	4	5	0	0	5	2	7	3	18	3	4	1	2	40
04	WALDON, T.J.	g	0	0	0	0	2	2	0	0	0	2	2	0	0	0	0	7
11	LIDONDE, Abdi	g	0	1	0	1	0	0	0	1	1	0	0	1	0	0	0	3
13	NANCE, Troy	g	3	9	3	7	4	4	1	1	2	4	13	4	0	0	2	26
42	VASYLIUS, Valdas	g	4	9	0	0	5	8	3	3	6	4	13	0	2	0	1	23
55	MRKSIC, Janko	g	0	0	0	0	0	0	0	0	0	2	0	0	0	0	0	1
TEAM																		
Totals		26	55	11	20	31	36	13	20	33	28	94	16	19	2	8	225	

TOTAL FG%	1st Half: 12-21 57.1%	2nd Half: 13-30 43.3%	Game: 47.3%	DEADBALL
3-Pt. FG%	1st Half: 6-10 60.0%	2nd Half: 5-8 62.5%	Game: 55.0%	REBOUNDS
F Throw %	1st Half: 12-12 100%	2nd Half: 12-14 85.7%	Game: 86.1%	1

HOME TEAM: Virginia Tech 3-2

##	Player	tot-fg		3-pt		rebounds			pf	tp	a	to	blk	s	min			
		fg	fga	fg	fga	ft	fta	of								de	tot	
22	MATTHEWS, Bryant	f	12	22	0	0	13	18	8	4	12	5	37	3	4	2	2	42
25	McCANDIES, Philip	f	6	14	0	0	3	7	4	3	7	4	15	1	3	0	1	29
01	DOWDELL, Zaban	g	3	10	2	8	4	4	2	3	5	0	12	4	2	0	3	44
02	GORDON, Jamon	g	8	21	2	3	0	2	5	4	9	4	18	7	3	1	1	43
24	SAILES, Markus	g	1	3	0	0	2	2	1	2	3	2	4	2	2	0	1	42
04	DAVIS, Fabian	g	1	3	0	1	0	0	0	0	0	2	2	1	1	0	0	6
15	LATTIMORE, Mykhael	g	0	1	0	0	0	2	1	3	0	0	0	0	0	0	0	3
21	CALLOWAY, Allen	g	2	3	0	0	0	0	1	2	3	5	4	0	1	0	0	13
42	TUCKER, Chris	g	0	1	0	0	0	0	0	0	0	1	0	0	0	0	0	3
TEAM																		
Totals		33	78	4	12	22	35	29	19	48	23	92	18	16	3	8	225	

TOTAL FG%	1st Half: 15-34 44.1%	2nd Half: 17-37 45.9%	Game: 42.3%	DEADBALL
3-Pt. FG%	1st Half: 0-2 0.0%	2nd Half: 4-7 57.1%	Game: 33.3%	REBOUNDS
F Throw %	1st Half: 7-11 63.6%	2nd Half: 10-12 83.3%	Game: 62.9%	9, 1

Officials: John Clougherty, Jim Haney, Bernard Clinton
 Technical fouls: Old Dominion-None. Virginia Tech-None.
 Attendance: 6005
 Score by Periods
 Old Dominion 42 43 9 94
 Virginia Tech 37 48 7 92

MORGAN STATE VS VIRGINIA TECH
12/1/03 - 7 p.m. at Cassell Coliseum, Blacksburg, Va.

VISITORS: Morgan State 1-2

##	Player	tot-fg		3-pt		rebounds			pf	tp	a	to	blk	s	min			
		fg	fga	fg	fga	ft	fta	of								de	tot	
02	WINKFIELD, Reggie	f	5	8	3	4	0	0	1	0	1	1	13	2	0	0	27	
21	BRAND, Sam	f	1	3	0	2	0	0	1	3	4	1	2	2	2	0	0	26
40	ANDREWS, Aaron	c	5	9	0	0	0	2	3	6	9	3	10	2	3	1	1	35
01	BARROW, Cedrick	g	4	12	2	4	5	6	2	4	6	0	15	2	5	0	2	34
03	TIMUS, Ronald	g	2	8	0	1	1	2	1	3	4	3	5	1	2	0	0	22
04	GRANT, Chris	g	0	4	0	3	0	0	0	0	0	0	0	1	3	0	1	13
05	MCLEAN, Joseph	g	7	9	3	4	4	6	1	1	2	2	21	1	3	2	1	18
11	TERRELL, Theodore	g	0	1	0	1	0	0	0	1	1	1	0	1	0	0	0	6
12	EVANS, Alphonso	g	0	0	0	0	0	0	1	1	1	0	0	0	1	0	0	3
13	LAWLER, Aaron	g	0	0	0	0	0	0	0	0	0	0	0	0	0	0	0	2
33	BERKLEY, Tim	g	0	0	0	0	0	0	0	0	0	0	2	0	0	0	1	11
55	MCIVER, Joseph	g	0	0	0	0	0	0	0	0	0	0	0	0	0	0	0	3
TEAM																		
Totals		24	54	8	19	10	16	10	19	29	14	66	12	19	3	8	200	

TOTAL FG%	1st Half: 15-25 60.0%	2nd Half: 9-29 31.0%	Game: 44.4%	DEADBALL
3-Pt. FG%	1st Half: 6-10 60.0%	2nd Half: 2-9 22.2%	Game: 42.1%	REBOUNDS
F Throw %	1st Half: 1-2 50.0%	2nd Half: 9-14 64.3%	Game: 62.5%	3, 1

HOME TEAM: Virginia Tech 3-1

##	Player	tot-fg		3-pt		rebounds			pf	tp	a	to	blk	s	min			
		fg	fga	fg	fga	ft	fta	of								de	tot	
22	MATTHEWS, Bryant	f	14	22	0	2	8	11	2	7	9	4	36	1	7	3	1	39
25	McCANDIES, Philip	f	5	10	0	0	0	1	3	4	7	1	10	1	5	1	1	24
01	DOWDELL, Zaban	g	2	8	1	4	0	0	1	2	3	1	5	8	1	0	1	36
02	GORDON, Jamon	g	5	16	0	1	2	2	3	5	8	4	12	6	1	2	7	37
24	SAILES, Markus	g	1	3	0	1	1	2	1	3	4	1	3	2	0	0	0	36
15	LATTIMORE, Mykhael	g	0	0	0	0	2	3	2	0	2	1	2	0	1	0	0	6
21	CALLOWAY, Allen	g	4	6	0	0	0	0	6	1	7	2	8	0	1	1	0	22
TEAM																		
Totals		31	65	1	8	13	19	19	23	42	14	76	18	16	7	10	200	

TOTAL FG%	1st Half: 16-38 42.1%	2nd Half: 15-27 55.6%	Game: 47.7%	DEADBALL
3-Pt. FG%	1st Half: 1-5 20.0%	2nd Half: 0-3 0.0%	Game: 12.5%	REBOUNDS
F Throw %	1st Half: 3-6 50.0%	2nd Half: 10-13 76.9%	Game: 68.4%	1

Officials: William Bush, Doug Simons, Bryan Kersey
 Technical fouls: Morgan State-None. Virginia Tech-None.
 Attendance: 5580
 Score by Periods
 Morgan State 37 29 66
 Virginia Tech 36 40 76



Tech's cheerleaders



VIRGINIA TECH VS OHIO STATE

12/6/03 - 2 p.m. at Nationwide Arena, Columbus, Ohio

VISITORS: Virginia Tech 3-3

Table with columns: #, Player, tot-fg, 3-pt, rebounds, pf, tp, a, to, blk, s, min. Includes players like McCANDIES, Philip and MATTHEWS, Bryant.

TOTAL FG% 1st Half: 10-33 30.3% 2nd Half: 10-28 35.7% Game: 32.8% DEADBALL
3-Pt. FG% 1st Half: 4-10 40.0% 2nd Half: 3-11 27.3% Game: 33.3% REBOUNDS
F Throw % 1st Half: 0-0 0.0% 2nd Half: 10-15 66.7% Game: 66.7% 2

HOME TEAM: Ohio State 3-3

Table with columns: #, Player, tot-fg, 3-pt, rebounds, pf, tp, a, to, blk, s, min. Includes players like DIALS, Terence and RADINOVIC, Velimir.

TOTAL FG% 1st Half: 15-31 48.4% 2nd Half: 8-22 36.4% Game: 43.4% DEADBALL
3-Pt. FG% 1st Half: 5-11 45.5% 2nd Half: 1-7 14.3% Game: 33.3% REBOUNDS
F Throw % 1st Half: 5-6 83.3% 2nd Half: 5-11 45.5% Game: 58.8% 2

Officials: Donnee Gray, Reggie Greenwood and John Hughes

Technical fouls: Virginia Tech-None. Ohio State-None.

Attendance: 14248

Score by Periods table with columns: 1st, 2nd, Total. Rows for Virginia Tech and Ohio State.

VMI VS VIRGINIA TECH

12/10/03 - 7 p.m. at Cassell Coliseum, Blacksburg, Va.

VISITORS: VMI 1-5

Table with columns: #, Player, tot-fg, 3-pt, rebounds, pf, tp, a, to, blk, s, min. Includes players like MÜRRER, Matt and MIELNIK, Sam.

TOTAL FG% 1st Half: 9-24 37.5% 2nd Half: 14-37 37.8% Game: 37.7% DEADBALL
3-Pt. FG% 1st Half: 3-9 33.3% 2nd Half: 3-14 21.4% Game: 26.1% REBOUNDS
F Throw % 1st Half: 2-2 100% 2nd Half: 2-2 100% Game: 100% 0, 2

HOME TEAM: Virginia Tech 4-3

Table with columns: #, Player, tot-fg, 3-pt, rebounds, pf, tp, a, to, blk, s, min. Includes players like MATTHEWS, Bryant and McCANDIES, Philip.

TOTAL FG% 1st Half: 19-36 52.8% 2nd Half: 14-30 46.7% Game: 50.0% DEADBALL
3-Pt. FG% 1st Half: 4-7 57.1% 2nd Half: 1-6 16.7% Game: 38.5% REBOUNDS
F Throw % 1st Half: 2-2 100% 2nd Half: 7-11 63.6% Game: 69.2% 1, 2

Officials: Tom Lopes, Michael Stuart, Andre Pattillo

Technical fouls: VMI-None. Virginia Tech-None.

Attendance: 4858

Score by Periods table with columns: 1st, 2nd, Total. Rows for VMI and Virginia Tech.



Chris Tucker appeared in nine games as a walk-on for the Hokies in the 2003-04 season.

RADFORD VS VIRGINIA TECH

12/13/03 - 7 p.m. at Cassell Coliseum, Blacksburg, Va.

VISITORS: Radford 4-4

Table with columns: #, Player, tot-fg, 3-pt, rebounds, pf, tp, a, to, blk, s, min. Includes players like GILL, Aaron and JEFFERS, Brandon.

TOTAL FG% 1st Half: 7-31 22.6% 2nd Half: 13-31 41.9% Game: 32.3% DEADBALL
3-Pt. FG% 1st Half: 2-10 20.0% 2nd Half: 2-12 16.7% Game: 18.2% REBOUNDS
F Throw % 1st Half: 6-12 50.0% 2nd Half: 10-15 66.7% Game: 59.3% 3, 2

HOME TEAM: Virginia Tech 5-3

Table with columns: #, Player, tot-fg, 3-pt, rebounds, pf, tp, a, to, blk, s, min. Includes players like MATTHEWS, Bryant and McCANDIES, Philip.

TOTAL FG% 1st Half: 13-31 41.9% 2nd Half: 13-27 48.1% Game: 44.8% DEADBALL
3-Pt. FG% 1st Half: 2-9 22.2% 2nd Half: 1-5 20.0% Game: 21.4% REBOUNDS
F Throw % 1st Half: 3-8 37.5% 2nd Half: 15-20 75.0% Game: 64.3% 5

Officials: Frank Scagliotta, Jeff Clark, Gary Prager

Technical fouls: Radford-None. Virginia Tech-None.

Attendance: 6779

Score by Periods table with columns: 1st, 2nd, Total. Rows for Radford and Virginia Tech.



VIRGINIA TECH VS PITTSBURGH

1/6/04 - 7 p.m. at Petersen Events Center, Pittsburgh, Pa.

VISITORS: Virginia Tech (7-5, 0-1)

Statistical table for Virginia Tech vs Pittsburgh visitors, listing player stats including points, rebounds, and assists.

Summary statistics for Virginia Tech vs Pittsburgh visitors, including Total FG%, 3-Pt. FG%, and F Throw %.

HOME TEAM: Pittsburgh (15-0, 1-0)

Statistical table for Pittsburgh home team, listing player stats including points, rebounds, and assists.

Summary statistics for Pittsburgh home team, including Total FG%, 3-Pt. FG%, and F Throw %.

Officials: Curtis Shaw (R), Joe Lindsay, Fran Connolly. Technical fouls: Virginia Tech-TEAM, Pittsburgh-None. Attendance: 12024. Score by Periods table.

VIRGINIA TECH VS WEST VIRGINIA

1/14/04 - 7 p.m. at WVU Coliseum, Morgantown, W.Va.

VISITORS: Virginia Tech 8-5/1-1

Statistical table for Virginia Tech visitors, listing player stats including points, rebounds, and assists.

Summary statistics for Virginia Tech visitors, including Total FG%, 3-Pt. FG%, and F Throw %.

HOME TEAM: West Virginia 8-5/1-2

Statistical table for West Virginia home team, listing player stats including points, rebounds, and assists.

Summary statistics for West Virginia home team, including Total FG%, 3-Pt. FG%, and F Throw %.

Officials: Jim Burr, Ron Tyburski, John Clougherty. Technical fouls: Virginia Tech-None, West Virginia-None. Attendance: 7921. Score by Periods table.

MIAMI VS VIRGINIA TECH

1/17/04 - 2 p.m. at Cassell Coliseum, Blacksburg, Va.

VISITORS: Miami 12-5, 2-1

Statistical table for Miami visitors, listing player stats including points, rebounds, and assists.

Summary statistics for Miami visitors, including Total FG%, 3-Pt. FG%, and F Throw %.

HOME TEAM: Virginia Tech 8-6, 1-2

Statistical table for Virginia Tech home team, listing player stats including points, rebounds, and assists.

Summary statistics for Virginia Tech home team, including Total FG%, 3-Pt. FG%, and F Throw %.

Officials: Ed Corbett, Reggie Greenwood, Gene Monje. Technical fouls: Miami-None, Virginia Tech-None. Attendance: 5603. Score by Periods table.



Markus Sailes scored the game-winning basket in the win at West Virginia.



NOTRE DAME VS VIRGINIA TECH

1/20/04 - 7 p.m. at Cassell Coliseum, Blacksburg, Va.

VISITORS: Notre Dame 9-5, 3-2

Table with columns: #, Player, tot-fg, 3-pt, rebounds, pf, tp, a, to, blk, s, min. Rows include FRANCIS, Torin; TIMMERMANS, Tom; THOMAS, Chris; QUINN, Chris; JONES, Torrian; CORNETT, Rick; CORNETTE, Jordan; FALLS, Colin; TEAM; Totals.

Summary statistics: TOTAL FG%, 3-Pt. FG%, F Throw % for 1st and 2nd halves, Game, and DEADBALL REBOUNDS.

HOME TEAM: Virginia Tech 8-7, 1-3

Table with columns: #, Player, tot-fg, 3-pt, rebounds, pf, tp, a, to, blk, s, min. Rows include CALLOWAY, Allen; MATTHEWS, Bryant; COLLINS, Coleman; DOWDELL, Zabian; SAILES, Markus; RANDALL, Bryan; McCANDIES, Philip; TEAM; Totals.

Summary statistics: TOTAL FG%, 3-Pt. FG%, F Throw % for 1st and 2nd halves, Game, and DEADBALL REBOUNDS.

Officials: Ray Perone, Robert Donato, Donnee Gray. Technical fouls: Notre Dame-None. Virginia Tech-None. Attendance: 7270. Score by Periods: 1st, 2nd, Total. Notre Dame, Virginia Tech.

VIRGINIA TECH VS SETON HALL

1/24/04 - 7 p.m. at Continental Airlines Arena, East Rutherford, N.J.

VISITORS: Virginia Tech 8-8, 1-4

Table with columns: #, Player, tot-fg, 3-pt, rebounds, pf, tp, a, to, blk, s, min. Rows include CALLOWAY, Allen; MATTHEWS, Bryant; COLLINS, Coleman; DOWDELL, Zabian; SAILES, Markus; RANDALL, Bryan; HARRIS, Shawn; McCANDIES, Philip; TEAM; Totals.

Summary statistics: TOTAL FG%, 3-Pt. FG%, F Throw % for 1st and 2nd halves, Game, and DEADBALL REBOUNDS.

HOME TEAM: Seton Hall 13-4, 3-2

Table with columns: #, Player, tot-fg, 3-pt, rebounds, pf, tp, a, to, blk, s, min. Rows include TONEY-EL, Marcus; SWEET, Andre; WHITNEY, Kelly; BARRETT, Andre; ALLEN, John; MORRIS, J.R.; COPELAND, Donald; FRAY, Damion; BILLMEIER, Grant; TEAM; Totals.

Summary statistics: TOTAL FG%, 3-Pt. FG%, F Throw % for 1st and 2nd halves, Game, and DEADBALL REBOUNDS.

Officials: Jim Burr, Patrick Driscoll, Michael Stephens. Technical fouls: Virginia Tech-None. Seton Hall-None. Attendance: 8601. Score by Periods: 1st, 2nd, Total. Virginia Tech, Seton Hall.

CONNECTICUT VS VIRGINIA TECH

1/28/04 - 7 p.m. at Cassell Coliseum, Blacksburg, Va.

VISITORS: Connecticut 14-5, 4-1

Table with columns: #, Player, tot-fg, 3-pt, rebounds, pf, tp, a, to, blk, s, min. Rows include BROWN, Denham; OKAFOR, Emeka; BOONE, Josh; GORDON, Ben; BROWN, Taliek; SWALLER, Ryan; VILLANUEVA, Charlie; ARMSTRONG, Hilton; BAISSCH, Jason; TOOLES, Shamon; ANDERSON, Rashad; EVANOVICH, Justin; TEAM; Totals.

Summary statistics: TOTAL FG%, 3-Pt. FG%, F Throw % for 1st and 2nd halves, Game, and DEADBALL REBOUNDS.

HOME TEAM: Virginia Tech 8-9, 1-5

Table with columns: #, Player, tot-fg, 3-pt, rebounds, pf, tp, a, to, blk, s, min. Rows include CALLOWAY, Allen; MATTHEWS, Bryant; COLLINS, Coleman; DOWDELL, Zabian; SAILES, Markus; GORDON, Jamon; RANDALL, Bryan; RITCHIE, Bob; LATTIMORE, Mykhael; McCANDIES, Philip; TUCKER, Chris; TEAM; Totals.

Summary statistics: TOTAL FG%, 3-Pt. FG%, F Throw % for 1st and 2nd halves, Game, and DEADBALL REBOUNDS.

Officials: Tony Greene, Andre Pittillo, Jim Haney. Technical fouls: Connecticut-None. Virginia Tech-None. Attendance: 7908. Score by Periods: 1st, 2nd, Total. Connecticut, Virginia Tech. Connecticut is ranked #8 in the ESPN/USA Today Poll and #6 in the AP.

VIRGINIA TECH VS SYRACUSE

1/31/04 - 7:05 p.m. at Carrier Dome, Syracuse, N.Y.

VISITORS: Virginia Tech (8-10) (1-6)

Table with columns: #, Player, tot-fg, 3-pt, rebounds, pf, tp, a, to, blk, s, min. Rows include MATTHEWS, Bryant; McCANDIES, Philip; DOWDELL, Zabian; GORDON, Jamon; SAILES, Markus; RANDALL, Bryan; CALLOWAY, Allen; COLLINS, Coleman; TEAM; Totals.

Summary statistics: TOTAL FG%, 3-Pt. FG%, F Throw % for 1st and 2nd halves, Game, and DEADBALL REBOUNDS.

HOME TEAM: Syracuse (14-3) (4-2)

Table with columns: #, Player, tot-fg, 3-pt, rebounds, pf, tp, a, to, blk, s, min. Rows include WARRICK, Hakim; NICHOLS, Demetris; FORTH, Craig; McNAMARA, Gerry; PACE, Josh; KOUJWE, Andrew; HERRON, Ronnel; ROBERTS, Terrence; McNEIL, Jeremy; McCROSKEY, Louie; TEAM; Totals.

Summary statistics: TOTAL FG%, 3-Pt. FG%, F Throw % for 1st and 2nd halves, Game, and DEADBALL REBOUNDS.

Officials: Bob Donato, William Bush, John Hughes. Technical fouls: Virginia Tech-TEAM, Syracuse-None. Attendance: 25862. Score by Periods: 1st, 2nd, Total. Virginia Tech, Syracuse.



PROVIDENCE VS VIRGINIA TECH

2/4/04 - 7 p.m. at Cassell Coliseum, Blacksburg, Va.

VISITORS: Providence 14-5, 5-3

Statistical table for Providence vs Virginia Tech game, including player names, points, rebounds, and team totals.

Summary statistics for Providence vs Virginia Tech game, including FG%, 3-Pt. FG%, and F Throw % for both teams.

HOME TEAM: Virginia Tech 9-10, 2-6

Statistical table for Virginia Tech vs Providence game, including player names, points, rebounds, and team totals.

Summary statistics for Virginia Tech vs Providence game, including FG%, 3-Pt. FG%, and F Throw % for both teams.

Officials: Reggie Greenwood, Donnee Gray, Frank Scagliotta. Attendance: 6323. Score by Periods: Providence 26-31-57, Virginia Tech 27-42-69.



Coleman Collins scored 21 points in the Hokies victory over #23 Providence.

GEORGETOWN VS VIRGINIA TECH

2/11/04 - 7 p.m. at Cassell Coliseum, Blacksburg, Va.

VISITORS: Georgetown 13-7, 4-6

Statistical table for Georgetown vs Virginia Tech game, including player names, points, rebounds, and team totals.

Summary statistics for Georgetown vs Virginia Tech game, including FG%, 3-Pt. FG%, and F Throw % for both teams.

HOME TEAM: Virginia Tech 10-10, 3-6

Statistical table for Virginia Tech vs Georgetown game, including player names, points, rebounds, and team totals.

Summary statistics for Virginia Tech vs Georgetown game, including FG%, 3-Pt. FG%, and F Throw % for both teams.

Officials: Jim Burr, Orlandis Poole, Doug Shows. Attendance: 6746. Score by Periods: Georgetown 27-38-65, Virginia Tech 36-44-80.

VIRGINIA TECH VS RUTGERS

2/15/04 - 2 p.m. at Louis Brown Athletic Center, Piscataway, N.J.

VISITORS: Virginia Tech 10-11, 3-7

Statistical table for Virginia Tech vs Rutgers game, including player names, points, rebounds, and team totals.

Summary statistics for Virginia Tech vs Rutgers game, including FG%, 3-Pt. FG%, and F Throw % for both teams.

HOME TEAM: Rutgers 14-8, 6-6

Statistical table for Rutgers vs Virginia Tech game, including player names, points, rebounds, and team totals.

Summary statistics for Rutgers vs Virginia Tech game, including FG%, 3-Pt. FG%, and F Throw % for both teams.

Officials: Mike Kitts, Will Bush, Jeff Clark. Attendance: 7701. Score by Periods: Virginia Tech 19-33-52, Rutgers 45-40-85.



WEST VIRGINIA VS VIRGINIA TECH

2/28/04 - Noon at Cassell Coliseum, Blacksburg, Va.

VISITORS: West Virginia 14-11, 6-8

#	Player	f	tot-fg		3-pt		rebounds			pf	tp	a	to	blk	s	min			
			fg	fga	fg	fga	ft	fta	of								de	tot	
04	SALLY, Tyrone	f	2	4	0	1	1	2	3	3	6	5	5	0	5	0	3	27	
34	PITTSNOGLE, Kevin	f	6	16	4	9	6	9	2	6	8	5	22	0	2	2	1	33	
40	FISCHER, D'or	c	1	4	0	0	4	4	1	2	3	4	6	0	1	2	0	24	
01	DURISSEAU-COLLINS	g	1	3	0	2	0	1	1	2	3	1	2	1	4	0	3	30	
05	HERBER, Johannes	g	1	8	0	3	0	0	1	2	3	2	2	3	2	0	0	37	
03	BEILEIN, Patrick	g	4	8	2	6	2	5	1	3	4	4	12	2	2	0	2	28	
10	RELPH, Tyler	g	0	2	0	2	0	0	0	1	1	1	1	0	3	0	0	17	
12	YOUNG, Franklin	g	0	1	0	1	0	0	0	0	0	0	0	0	0	0	0	1	
21	YOUNG, Jerrah	g	0	0	0	0	0	0	0	0	0	0	1	0	0	1	0	3	
32	CURRAN, Jonathan	g	0	0	0	0	0	0	0	0	0	0	0	0	0	0	0	0+	
TEAM																			
Totals			15	46	6	24	13	21	9	24	33	23	49	9	17	5	9	200	

TOTAL FG%	1st Half: 9-22 40.9%	2nd Half: 6-24 25.0%	Game: 32.6%	DEADBALL
3-Pt. FG%	1st Half: 3-10 30.0%	2nd Half: 3-14 21.4%	Game: 25.0%	REBOUNDS
FThrow %	1st Half: 3-7 42.9%	2nd Half: 10-14 71.4%	Game: 61.9%	4, 1

HOME TEAM: Virginia Tech 12-13, 5-9

#	Player	f	tot-fg		3-pt		rebounds			pf	tp	a	to	blk	s	min			
			fg	fga	fg	fga	ft	fta	of								de	tot	
22	MATTHEWS, Bryant	f	7	15	2	3	12	15	5	2	7	2	28	1	3	0	5	40	
33	COLLINS, Coleman	f	0	2	0	0	0	0	2	2	3	0	1	0	0	0	10		
01	DOWDELL, Zabian	g	1	8	1	3	1	2	0	8	8	1	4	4	4	0	3	36	
02	GORDON, Jamon	g	2	6	0	3	0	0	1	1	2	3	4	2	2	0	2	32	
24	SAILES, Markus	g	0	3	0	2	2	2	1	1	2	2	2	0	2	1	0	23	
05	RANDALL, Bryan	g	0	2	0	1	0	0	1	0	1	1	0	0	1	0	1	7	
21	CALLOWAY, Allen	g	1	1	0	0	0	0	0	1	1	3	2	0	0	1	0	7	
23	HARRIS, Shawn	g	4	9	2	5	0	2	2	4	6	0	10	3	0	0	0	22	
25	McCANDIES, Philip	g	1	1	0	0	1	4	0	5	5	4	3	1	1	3	0	23	
TEAM																			
Totals			16	47	5	17	16	25	10	25	35	19	53	12	13	5	11	200	

TOTAL FG%	1st Half: 6-26 23.1%	2nd Half: 10-21 47.6%	Game: 34.0%	DEADBALL
3-Pt. FG%	1st Half: 3-9 33.3%	2nd Half: 2-8 25.0%	Game: 29.4%	REBOUNDS
FThrow %	1st Half: 5-11 45.5%	2nd Half: 11-14 78.6%	Game: 64.0%	5, 1

Officials: Tim Higgins, Gene Monje, Karl Hess
 Technical fouls: West Virginia-None. Virginia Tech-GORDON, Jamon.
 Attendance: 9354
 Score by Periods
 West Virginia 24 25 49
 Virginia Tech 20 33 53
 Today's attendance is a paid sell-out

RUTGERS VS VIRGINIA TECH

3/3/04 - 7 p.m. at Cassell Coliseum, Blacksburg, Va.

VISITORS: Rutgers 16-10, 7-8

#	Player	f	tot-fg		3-pt		rebounds			pf	tp	a	to	blk	s	min			
			fg	fga	fg	fga	ft	fta	of								de	tot	
01	LAMIZANA, Herve	f	5	13	1	2	3	4	2	5	7	4	14	1	3	4	1	35	
11	WEBB, Marquis	f	3	6	2	3	2	4	2	3	5	1	10	2	4	0	0	32	
32	AXANI, Sean	f	2	2	0	0	0	0	0	1	1	5	4	0	0	1	0	9	
02	SHIELDS, Ricky	g	5	14	3	10	4	4	0	9	9	1	17	4	0	0	0	38	
13	WIGGAN, Juel	g	1	4	0	1	3	5	2	2	4	1	5	4	2	0	0	27	
04	HILL, Adrian	g	5	7	0	0	1	1	2	7	9	5	11	0	2	0	0	28	
05	DOUBY, Quincy	g	2	6	1	4	4	4	0	4	4	2	9	1	3	0	2	24	
10	MIMMO, Jon	g	0	0	0	0	0	0	0	0	0	0	0	0	0	0	0	0+	
21	JOYNES, Byron	g	0	2	0	0	0	0	0	1	0	1	2	0	0	1	0	7	
TEAM																			
Totals			23	54	7	20	17	22	10	33	43	21	70	12	15	5	3	200	

TOTAL FG%	1st Half: 10-24 41.7%	2nd Half: 13-30 43.3%	Game: 42.6%	DEADBALL
3-Pt. FG%	1st Half: 4-11 36.4%	2nd Half: 3-9 33.3%	Game: 35.0%	REBOUNDS
FThrow %	1st Half: 12-14 85.7%	2nd Half: 5-8 62.5%	Game: 77.3%	2

HOME TEAM: Virginia Tech 13-13, 6-9

#	Player	f	tot-fg		3-pt		rebounds			pf	tp	a	to	blk	s	min			
			fg	fga	fg	fga	ft	fta	of								de	tot	
22	MATTHEWS, Bryant	f	9	18	0	2	4	8	2	8	10	3	22	2	1	1	2	32	
25	McCANDIES, Philip	f	3	4	0	0	1	2	2	2	4	4	7	0	1	1	1	12	
01	DOWDELL, Zabian	g	3	11	1	4	1	2	0	5	4	8	5	2	0	1	1	36	
02	GORDON, Jamon	g	6	12	3	4	2	2	2	1	3	4	17	5	0	1	2	34	
24	SAILES, Markus	g	0	1	0	0	1	2	0	2	1	1	1	4	0	1	1	31	
05	RANDALL, Bryan	g	0	0	0	0	0	0	0	0	0	1	0	0	1	0	0	2	
21	CALLOWAY, Allen	g	0	1	0	0	0	3	0	0	0	0	0	0	0	1	0	6	
23	HARRIS, Shawn	g	1	6	0	2	0	0	2	0	2	0	2	0	1	0	0	19	
33	COLLINS, Coleman	g	6	10	0	0	2	5	2	2	4	3	14	0	0	2	1	28	
TEAM																			
Totals			28	63	4	12	11	24	10	23	33	21	71	16	5	7	8	200	

TOTAL FG%	1st Half: 12-34 35.3%	2nd Half: 16-29 55.2%	Game: 44.4%	DEADBALL
3-Pt. FG%	1st Half: 3-9 33.3%	2nd Half: 1-3 33.3%	Game: 33.3%	REBOUNDS
FThrow %	1st Half: 1-4 25.0%	2nd Half: 10-20 50.0%	Game: 45.8%	5, 1

Officials: John Cahill, Donnie Gray, Bernard Clinton
 Technical fouls: Rutgers-None. Virginia Tech-TEAM.
 Attendance: 6598
 Score by Periods
 Rutgers 36 34 70
 Virginia Tech 28 43 71



Coleman Collins' tip-in at the buzzer defeated Rutgers and clinched the Hokies' first BIG EAST Tournament appearance.



Allen Calloway blocked three shots in the regular season finale win at Georgetown.

RUTGERS VS VIRGINIA TECH

3/10/04 - Noon at Madison Square Garden, New York, N.Y.

VISITORS: Rutgers 16-12

Statistical table for Rutgers players including columns for Player, tot-fg, 3-pt, and rebounds.

Summary statistics for Rutgers: TOTAL FG%, 3-Pt. FG%, F Throw %.

HOME TEAM: Virginia Tech 15-13

Statistical table for Virginia Tech players including columns for Player, tot-fg, 3-pt, and rebounds.

Summary statistics for Virginia Tech: TOTAL FG%, 3-Pt. FG%, F Throw %.

Officials: Donnee Gray, Ed Corbett, Mike Kitts

Technical fouls: Rutgers-None. Virginia Tech-None.

Attendance: 19173

Score by Periods table for Rutgers vs Virginia Tech.

VIRGINIA TECH VS PITTSBURGH

3/11/04 - Noon at Madison Square Garden, New York, N.Y.

VISITORS: Virginia Tech 15-14

Statistical table for Virginia Tech players in the Pittsburgh game.

Summary statistics for Virginia Tech in the Pittsburgh game.

HOME TEAM: Pittsburgh 28-3

Statistical table for Pittsburgh players.

Summary statistics for Pittsburgh: TOTAL FG%, 3-Pt. FG%, F Throw %.

Officials: Tim Higgins, Jim Haney, Mike Stephens

Technical fouls: Virginia Tech-None. Pittsburgh-None.

Attendance: 19528

Score by Periods table for Pittsburgh vs Virginia Tech.

VIRGINIA TECH VS GEORGETOWN

3/6/04 - Noon at MCI Center, Washington, D.C.

VISITORS: Virginia Tech 14-13, BE 7-9

Statistical table for Virginia Tech players in the Georgetown game.

Summary statistics for Virginia Tech in the Georgetown game.

HOME TEAM: Georgetown 13-14, BE 4-12

Statistical table for Georgetown players.

Summary statistics for Georgetown: TOTAL FG%, 3-Pt. FG%, F Throw %.

Officials: Ed Corbett, Michael Stevens, Frank Scagliotta

Technical fouls: Virginia Tech-None. Georgetown-None.

Attendance: 11286

Score by Periods table for Georgetown vs Virginia Tech.



MEET THE OPPONENTS



OPPONENTS



Loyola

Friday, Nov. 19, 2004, Blacksburg Va.



Jimmy Patsos



Bernard Allen

GENERAL INFORMATION

LOCATION: Baltimore, Md. 21210
ENROLLMENT: 3,200
PRESIDENT: Rev. Harold E. Ridley, S.J.
ATHLETICS DIRECTOR: Joseph Boylan
NICKNAME: Greyhounds
COLORS: Green & Grey
HOME COURT (CAPACITY): Reitz Arena (3,253)
CONFERENCE: Metro Atlantic Athletic Conference

COACHES/TEAM

HEAD COACH: Jimmy Patsos (Catholic/1989)
RECORD AT SCHOOL: First season
OVERALL RECORD: First season
ASSISTANTS: Brian Blaney (Roanoke/1994), Matt Kovarik (Maryland/1999), Terrell Stokes (Maryland/2002)
BASKETBALL OFFICE PHONE: (410) 617-5014
BEST TIME TO REACH COACH: Contact SID
2003-04 RECORD [overall, conference (finish)]: 1-27, 1-17 [10th]
LETTERWINNERS RETURNING/LOST: 9/3
STARTERS RETURNING/LOST: 4/1
TOP RETURNING LETTERWINNERS: Bernard Allen (F, Sr.), Charlie Bell (G, Jr.), Shane James (G, So.)
TOP NEWCOMERS: Freddie Stanback (F, Fr.), Brad Farrell (F, Fr.)

MEDIA INFORMATION

SPORTS INFORMATION BASKETBALL CONTACT: Tom Milajecki
OFFICE PHONE: (410) 617-2777; **E-MAIL:** twmilajecki@loyola.edu
FAX PHONE: (410) 617-5029
HOME PHONE: (410) 428-2400
PRESS ROW PHONE: (410) 617-5534
WEB SITE: www.loyolagreyhounds.com

2004-05 SCHEDULE

Nov. 19	at Virginia Tech
Nov. 21	NAVY
Nov. 27	at Pittsburgh
Nov. 29	DELAWARE
Dec. 2	at St. Peter's
Dec. 5	NIAGARA
Dec. 11	MOUNT ST. MARY'S
Dec. 21	at UMBC
Dec. 31	at Princeton
Jan. 2	at Central Conn. St.
Jan. 5	VMI
Jan. 8	RIDER
Jan. 12	MARIST
Jan. 14	CANISIUS
Jan. 17	vs. Rider (Albany, N.Y.)
Jan. 22	at Marist
Jan. 24	at Iona
Jan. 27	ST. PETER'S
Jan. 30	at Niagara
Feb. 3	FAIRFIELD
Feb. 6	MANHATTAN
Feb. 10	at Siena
Feb. 12	IONA
Feb. 16	at Manhattan
Feb. 20	at Canisius
Feb. 24	SIENA
Feb. 26	at Fairfield

2003-04 RESULTS

50-72	L	vs. UMBC
65-82	L	vs. Coppin State
62-66	L	TOWSON
60-77	L	at Iona
61-70	L	DUQUESNE
66-80	L	ST. PETER'S
71-76	L	at Delaware
71-75	L	at Mount St. Mary's
54-74	L	PRINCETON
54-58	L	at Navy
62-67	L	CENTRAL CONN.
59-71	L	RIDER
48-64	L	at Marist
59-81	L	SIENA
55-79	L	NIAGARA
64-66	L	CANISIUS
63-96	L	at Manhattan
56-75	L	at Fairfield
63-57	W	MARIST
61-76	L	at St. Peter's
54-91	L	MANHATTAN
51-58	L	at Rider
67-77	L	at Siena
62-69	L	at Niagara
67-83	L	at Canisius
53-78	L	FAIRFIELD
53-81	L	IONA
67-75	L	vs. Rider (MAAC)



UMES

Tuesday, Nov. 23, 2004, Blacksburg Va.



Larry Lessett



Jareem Dowling

GENERAL INFORMATION

LOCATION: Princess Anne, Md. 21853
ENROLLMENT: 3,600
PRESIDENT: Dr. Thelma B. Thompson
ATHLETICS DIRECTOR: Nelson E. Townsend
NICKNAME: Hawks
COLORS: Maroon & Grey
HOME COURT (CAPACITY): W.P. Hyche Athletic Center (5,500)
CONFERENCE: Mid-Eastern Athletic Conference

COACHES/TEAM

HEAD COACH: Larry Lessett (CSU-Northridge/1983)
RECORD AT SCHOOL: First season
OVERALL RECORD: First season
ASSISTANTS: Meredith Smith (UMES/1965), Chad Alana (ITT Tech/1994)
BASKETBALL OFFICE PHONE: (410) 651-6536
BEST TIME TO REACH COACH: Contact SID
2003-04 RECORD [overall, conference (finish)]: 8-21, 6-12 [9th]
LETTERWINNERS RETURNING/LOST: 3/8
STARTERS RETURNING/LOST: 2/3
TOP RETURNING LETTERWINNERS: Tim Parham (F, Sr.), Jareem Dowling (F, So.)
TOP NEWCOMERS: Qavotstaraj Waddell (C, Fr.), Aly Samabaly (G, Fr.)

MEDIA INFORMATION

SPORTS INFORMATION BASKETBALL CONTACT: G. Stan Bradley
OFFICE PHONE: (410) 651-6499; **E-MAIL:** gsbradley@mail.umes.edu
FAX PHONE: (410) 651-7514
HOME PHONE: (410) 845-1519
PRESS ROW PHONE: (410) 651-8903/8904
WEB SITE: www.umeshawks.com

2004-05 SCHEDULE

Nov. 19	at Fresno State
Nov. 23	at Virginia Tech
Dec. 1	UMBC
Dec. 4	DELAWARE STATE
Dec. 6	HOWARD
Dec. 11	MOREHEAD STATE
Dec. 18	at Nicholls State
Dec. 21	at TCU
Dec. 22	at Baylor
Dec. 29	at Portland State
Jan. 8	at Florida A&M
Jan. 10	at Bethune-Cookman
Jan. 14	BROWN
Jan. 17	at Hampton
Jan. 19	at Norfolk State
Jan. 22	COPPIN STATE
Jan. 24	MORGAN STATE
Jan. 29	at North Carolina A&T
Jan. 31	SOUTH CAROLINA ST.
Feb. 5	at Delaware State
Feb. 7	at Howard
Feb. 12	FLORIDA A&M
Feb. 14	BETHUNE-COOKMAN
Feb. 19	NORFOLK STATE
Feb. 21	HAMPTON
Feb. 26	at Coppin State
Feb. 28	at Morgan State

2003-04 RESULTS

61-85	L	at Auburn
43-85	L	at Illinois
63-70	L	at Robert Morris
61-80	L	PORTLAND STATE
53-61	L	TOWSON
55-60	L	DELAWARE STATE
50-70	L	HOWARD
38-87	L	at Maryland
52-50	W	at North Carolina A&T
53-78	L	at South Carolina State
51-54	L	at Elon
54-67	L	at Norfolk State
62-75	L	at Hampton
42-68	L	COPPIN STATE
85-72	W	MORGAN STATE
62-61	W	at Savannah State
74-79	L	at Florida A&M
70-71	L	BETHUNE-COOKMAN (2OT)
69-66	W	at Delaware State (OT)
56-55	W	at Howard
50-73	L	SAVANNAH STATE
65-58	W	N. CAROLINA A&T (OT)
64-61	W	SOUTH CAROLINA ST.
57-63	L	NORFOLK STATE
71-79	L	HAMPTON
38-61	L	at Coppin State
89-93	L	at Morgan State
51-50	W	vs. Bethune-Cookman (MEAC)
56-84	L	vs. South Carolina State (MEAC)



OPPONENTS



William & Mary

Saturday, Nov. 28, 2004, Williamsburg Va.



Tony Shaver



Nick D'Antoni

GENERAL INFORMATION

LOCATION: Williamsburg, Va. 23187
ENROLLMENT: 5,560
PRESIDENT: Timothy J. Sullivan
ATHLETICS DIRECTOR: Terry Driscoll
NICKNAME: Tribe
COLORS: Green, Gold & Silver
HOME COURT (CAPACITY): William & Mary Hall (8,600)
CONFERENCE: Colonial Athletic Association

COACHES/TEAM

HEAD COACH: Tony Shaver (North Carolina/1976)
RECORD AT SCHOOL: 7-21 (1 year)
OVERALL RECORD: 365-142 (18 years)
ASSISTANTS: Ted Jeffries (Virginia/1993), Dee Vick (Hampden-Sydney/1994), Chad Warner (Georgia/1998)
BASKETBALL OFFICE PHONE: (757) 221-3339
BEST TIME TO REACH COACH: Contact SID
2003-04 RECORD [overall, conference (finish)]: 7-21, 4-14 (T 8th)
LETTERWINNERS RETURNING/LOST: 7/2
STARTERS RETURNING/LOST: 3/2
TOP RETURNING LETTERWINNERS: Corey Cofield (F, So.), Nick D'Antoni (G, Jr.), Nate Loehrke (C, Jr.)
TOP NEWCOMERS: Hawley Smith (F, Jr.), Ofori Attah (G, Fr.), Liamonas Kisielius (F, Fr.)

MEDIA INFORMATION

SPORTS INFORMATION BASKETBALL CONTACT: Dan Wakely
OFFICE PHONE: (757) 221-3368; **E-MAIL:** ddwake@wm.edu
FAX PHONE: (757) 221-3412
HOME PHONE: (757) 208-3076
PRESS ROW PHONE: (757) 221-3348
WEB SITE: TribeAthletics.com

2004-05 SCHEDULE

Nov. 19-20 W&M Tip-off Classic
 Nov. 23 at Campbell
 Nov. 28 VIRGINIA TECH
 Dec. 1 LONGWOOD
 Dec. 4 at Old Dominion
 Dec. 20 at UNC Greensboro
 Dec. 22 at Kentucky
 Dec. 30 HAMPTON
 Jan. 2 at North Carolina
 Jan. 5 HOFSTRA
 Jan. 8 DELAWARE
 Jan. 12 at James Madison
 Jan. 15 at Drexel
 Jan. 19 UNC WILMINGTON
 Jan. 22 VCU
 Jan. 26 TOWSON
 Jan. 29 at George Mason
 Jan. 31 at Hofstra
 Feb. 2 DREXEL
 Feb. 5 at Delaware
 Feb. 9 at UNC Wilmington
 Feb. 12 GEORGE MASON
 Feb. 16 JAMES MADISON
 Feb. 19 OLD DOMINION
 Feb. 23 at VCU
 Feb. 26 at Towson

2003-04 RESULTS

91-64 W LIBERTY
 86-89 L at Radford
 80-60 W vs. St. Francis (NY) (at GW)
 57-73 L at George Washington
 67-66 W UNC WILMINGTON (OT)
 60-71 L at VCU
 72-79 L HAMPTON
 54-80 L at Virginia Tech
 82-67 W CAMPBELL
 55-70 L at Pittsburgh
 71-84 L at Virginia
 59-67 L at UNC Wilmington
 71-84 L GEORGE MASON
 67-73 L at Towson
 76-80 L DREXEL
 82-93 L at Delaware (OT)
 71-98 L at Hofstra
 86-77 W OLD DOMINION
 99-86 W at James Madison
 62-78 L at George Mason
 76-83 L JAMES MADISON
 72-83 L at Drexel
 68-73 L DELAWARE
 69-78 L HOFSTRA
 74-68 W TOWSON
 76-79 L at Old Dominion
 59-74 L VCU
 65-70 L vs. Towson (CAA)




Chattanooga

Thursday, Dec. 2, 2004, Blacksburg Va.



John Shulman



Mindaugas Katelynas

GENERAL INFORMATION

LOCATION: Chattanooga, Tenn. 37403
ENROLLMENT: 8,653
CHANCELLOR: Dr. Fred Obear (interim)
ATHLETICS DIRECTOR: Steve Sloan
NICKNAME: Mocs
COLORS: Navy, Old Gold & Silver
HOME COURT (CAPACITY): McKenzie Arena (11,218)
CONFERENCE: Southern Conference

COACHES/TEAM

HEAD COACH: John Shulman (East Tennessee State/1989)
RECORD AT SCHOOL: First season
OVERALL RECORD: First season
ASSISTANTS: Charlton Young (Georgia Southern/1994), David Conrady (Furman/1987), Gary Abner (Wichita State/1998)
BASKETBALL OFFICE PHONE: (423) 425-4592
BEST TIME TO REACH COACH: 9-11 a.m. M-F
2003-04 RECORD [overall, conference (finish)]: 19-11, 10-6 [2nd North]
LETTERWINNERS RETURNING/LOST: 6/5
STARTERS RETURNING/LOST: 2/3
TOP RETURNING LETTERWINNERS: Mindaugas Katelynas (F, Sr.), Chris Brown (F, Sr.), Alphonso Pugh (F, Jr.)
TOP NEWCOMERS: Steve Cherry (G/F, Jr.), Jerice Crouch (G, Jr.), Jaycen Herring (G, Fr.)

MEDIA INFORMATION

SPORTS INFORMATION BASKETBALL CONTACT: Jeff Romero
OFFICE PHONE: (423) 425-5292; **E-MAIL:** Jeff-Romero@utc.edu
FAX PHONE: (423) 425-4610
HOME PHONE: (423) 517-8917
PRESS ROW PHONE: (423) 756-5476
WEB SITE: www.GoMocs.com

2004-05 SCHEDULE

Nov. 20 TOCCOA FALLS
 Nov. 27 at Ohio State
 Nov. 29 BREVARD
 Dec. 2 at Virginia Tech
 Dec. 5 at Tennessee
 Dec. 18 at Belmont
 Dec. 21 VIRGINIA-WISE
 Dec. 29-30 Dr Pepper Classic
 Jan. 3 at Austin Peay
 Jan. 5 THE CITADEL
 Jan. 8 WESTERN CAROLINA
 Jan. 10 at Elon
 Jan. 15 at Wofford
 Jan. 17 at Georgia Southern
 Jan. 22 EAST TENNESSEE ST.
 Jan. 24 APPALACHIAN STATE
 Jan. 29 at UNC Greensboro
 Jan. 31 at Davidson
 Feb. 5 ELON
 Feb. 7 COLLEGE OF CHARLESTON
 Feb. 12 at Appalachian State
 Feb. 14 UNC GREENSBORO
 Feb. 17 at Western Carolina
 Feb. 19 at ESPN Bracket Buster (TBA)
 Feb. 21 at East Tennessee State
 Feb. 26 FURMAN

2003-04 RESULTS

76-90 L at Kansas
 81-79 W at Oral Roberts
 124-58 W TENN. WESLEYAN
 125-78 W EMMANUEL
 93-86 W at Tennessee State
 69-85 L at Liberty
 96-49 W KING
 72-76 L at Alabama
 70-88 L at Elon
 74-70 W TENNESSEE STATE
 82-75 W MIDDLE TENNESSEE
 65-71 L LA SALLE
 76-70 W UNC GREENSBORO
 95-91 W DAVIDSON
 77-94 L APPALACHIAN STATE
 73-49 W at The Citadel
 76-83 L at College of Charleston
 77-68 W at Furman
 74-82 L GEORGIA SOUTHERN
 73-71 W at Western Carolina
 87-74 W at UNC Greensboro
 74-49 W at Appalachian State
 72-84 L at East Tennessee State
 90-79 W WOFFORD
 89-78 W vs. College of Charleston (SC)
 90-87 W vs. Georgia Southern (SC)
 62-78 L vs. East Tennessee State (SC)



OPPONENTS



VMI

Saturday, Dec. 4, 2004, Lexington, Va.

GENERAL INFORMATION

LOCATION: Lexington, Va. 24450
ENROLLMENT: 1,250
PRESIDENT: General Binford Peay
ATHLETICS DIRECTOR: Donny White
NICKNAME: Keydets
COLORS: Red, White & Yellow
HOME COURT (CAPACITY): Cameron Hall (5,029)
CONFERENCE: Big South Conference

COACHES/TEAM

HEAD COACH: Bart Bellairs (Warren Wilson/1979)
RECORD AT SCHOOL: 107-173 (11 years)
OVERALL RECORD: 128-200 (13 years)
ASSISTANTS: Grafton Young (Warren Wilson/1979),
 Don Burgess (Radford/1995), Kevin Martin (Roanoke/1994)
BASKETBALL OFFICE PHONE: (540) 464-7384
BEST TIME TO REACH COACH: Weekdays, 10:30 a.m.-Noon
2003-04 RECORD [overall, conference (finish)]: 6-22/4-12 (7th)
LETTERWINNERS RETURNING/LOST: 10/2
STARTERS RETURNING/LOST: 3/2
TOP RETURNING LETTERWINNERS: Matt Coward (G, So.),
 Sam Mielnik (F, Sr.), Matt Murrer (F, So.)
TOP NEWCOMERS: Sean Christiansen (G, Fr.), Justin Jarman (F/C, Fr.),
 Borko Popic (F, Fr.), Reggie Williams (F, Fr.)

MEDIA INFORMATION

SPORTS INFORMATION BASKETBALL CONTACT: Wade Branner
OFFICE PHONE: (540) 464-7253; **E-MAIL:** brannerwh@vmi.edu
FAX PHONE: (540) 464-7583
HOME PHONE: (540) 463-5033
PRESS ROW PHONE: (540) 463-6725
WEB SITE: vmikeydets.com

2004-05 SCHEDULE


Nov. 22	SOUTHERN VIRGINIA
Nov. 28	at Navy
Dec. 1	at Old Dominion
Dec. 4	VIRGINIA TECH
Dec. 8	at Longwood
Dec. 11	TOWSON
Dec. 13	BLUEFIELD
Dec. 28	at New Orleans
Dec. 31	at Tulane
Jan. 5	at Loyola (Md.)
Jan. 8	CHARLESTON SOUTHERN
Jan. 10	COASTAL CAROLINA
Jan. 15	at UNC Asheville
Jan. 19	RADFORD
Jan. 24	at Liberty
Jan. 26	at High Point
Jan. 31	at Winthrop
Feb. 5	at Coastal Carolina
Feb. 7	at Charleston Southern
Feb. 10	LONGWOOD
Feb. 12	UNC ASHEVILLE
Feb. 14	at Radford
Feb. 17	LIBERTY
Feb. 19	at Birmingham Southern
Feb. 23	WINTHROP
Feb. 26	HIGH POINT

2003-04 RESULTS

46-76	L	vs. Washington State (Alaska)
52-68	L	vs. Texas-San Antonio (Alaska)
63-72	L	vs. Binghamton (Alaska)
85-62	W	SOUTHERN VIRGINIA
56-78	L	VIRGINIA
56-80	L	at Virginia Tech
107-94	W	EASTERN MENNONITE
62-66	L	ST. FRANCIS (PA.)
56-107	L	at Louisville
52-74	L	at Old Dominion
48-61	L	at UNC Asheville
69-58	W	RADFORD
62-78	L	at Winthrop
57-78	L	at High Point
49-82	L	BIRMINGHAM SOUTHERN
46-66	L	at Liberty
32-49	L	COASTAL CAROLINA
53-50	W	CHARLESTON SOUTHERN
68-61	W	WINTHROP
46-63	L	at Radford
65-76	L	at James Madison
51-59	L	UNC ASHEVILLE
44-60	L	at Coastal Carolina
49-64	L	at Charleston Southern
61-52	W	LIBERTY
75-76	L	HIGH POINT
55-67	L	at Birmingham Southern
43-75	L	at High Point (BS)



Bart Bellairs



Tim Allmond

STJOHN'S

St. John's

Wednesday, Dec. 8, 2004, Queens, N.Y.

GENERAL INFORMATION

LOCATION: Queens, N.Y. 11439
ENROLLMENT: 18,300
PRESIDENT: Rev. Donald J. Harrington, C.M.
ATHLETICS DIRECTOR: Jim Pellow (interim)
NICKNAME: Red Storm
COLORS: Red & White
HOME COURT (CAPACITY): Alumni Hall (6,008)
CONFERENCE: Big East Conference

COACHES/TEAM

HEAD COACH: Norm Roberts (Queens/1987)
RECORD AT SCHOOL: First season
OVERALL RECORD: 24-84 (4 seasons)
ASSISTANTS: Glenn Braica (Queens/1988), Chuck Martin (Monmouth/1993),
 Fred Quartlebaum (Fordham/1989)
BASKETBALL OFFICE PHONE: (718) 990-6225
BEST TIME TO REACH COACH: Contact SID
2003-04 RECORD [overall, conference (finish)]: 6-21, 1-15 [14th]
LETTERWINNERS RETURNING/LOST: 1/4
STARTERS RETURNING/LOST: 7/7
TOP RETURNING LETTERWINNERS: Daryll Hill (G, So.),
 Lamont Hamilton (F, So.), Phil Missere (F, Sr.)
TOP NEWCOMERS: Rodney Epperson (F, Jr.), Cedric Jackson (G, Fr.),
 Dexter Gray (G, Fr.)

MEDIA INFORMATION

SPORTS INFORMATION BASKETBALL CONTACT: Dominic Scianna
OFFICE PHONE: (718) 990-6367; **E-MAIL:** sciannad@stjohns.edu
FAX PHONE: (718) 969-8468
HOME PHONE: (718) 224-1174
PRESS ROW PHONE: (718) 990-5713
WEB SITE: www.redstormsports.com

2004-05 SCHEDULE

Nov. 20	WAGNER
Nov. 23	ST. FRANCIS (N.Y.)
Nov. 27	at Niagara
Nov. 30	STONY BROOK
Dec. 4	at Illinois State
Dec. 8	VIRGINIA TECH
Dec. 11	at Hofstra
Dec. 19	MARIST
Dec. 28	vs. Canisius (MSG)
Dec. 30	vs. NC State/Columbia (MSG)
Jan. 5	SYRACUSE (MSG)
Jan. 8	at West Virginia
Jan. 15	at Notre Dame
Jan. 18	PITTSBURGH (MSG)
Jan. 22	BOSTON COLLEGE
Jan. 25	at Georgetown
Jan. 29	SETON HALL (MSG)
Feb. 2	RUTGERS (MSG)
Feb. 5	at Connecticut
Feb. 8	at Pittsburgh
Feb. 12	at Seton Hall
Feb. 16	WEST VIRGINIA
Feb. 20	GEORGETOWN (MSG)
Feb. 23	at Syracuse
Feb. 26	DUKE (MSG)
March 1	at Providence
March 5	VILLANOVA (MSG)

2003-04 RESULTS

45-52	L	vs. Marquette (MSG)
59-64	L	FAIRFIELD (OT)
72-61	W	at Stony Brook
64-81	L	HOFSTRA
58-79	L	at Duke
58-52	W	ST. FRANCIS (N.Y.)
66-79	L	at Georgia Tech
61-63	L	vs. Pennsylvania (OT) (MSG)
64-61	W	vs. Holy Cross (MSG)
72-65	W	NIAGARA
59-69	L	at Syracuse
54-71	L	SETON HALL
64-70	L	MIAMI
74-85	L	at Villanova
69-71	L	at Georgetown
70-78	L	at Rutgers
64-73	L	WEST VIRGINIA
71-55	W	UCLA
51-71	L	at Pittsburgh
61-89	L	BOSTON COLLEGE
52-86	L	at West Virginia
65-58	W	GEORGETOWN
53-54	L	at Virginia Tech
53-71	L	CONNECTICUT
78-103	L	PROVIDENCE
54-68	L	at Boston College
62-89	L	NOTRE DAME



Norm Roberts



Daryll Hill



OPPONENTS



James Madison

Saturday, Dec. 11, 2004, Blacksburg Va.



Dean Keener



Jomo Belfor

GENERAL INFORMATION

LOCATION: Harrisonburg, Va. 22807
ENROLLMENT: 16,000
PRESIDENT: Dr. Linwood H. Rose
ATHLETICS DIRECTOR: Jeff Bourne
NICKNAME: Dukes
COLORS: Purple & Gold
HOME COURT (CAPACITY): JMU Convocation Center (7,156)
CONFERENCE: Colonial Athletic Association

COACHES/TEAM

HEAD COACH: Dean Keener (Davidson/1988)
RECORD AT SCHOOL: First season
OVERALL RECORD: First season
ASSISTANTS: Robert Brickey (Duke/1990),
 Michael Kelly (St. Joseph's, Maine/1993), Jake Morton (Miami/1993)
BASKETBALL OFFICE PHONE: (540) 568-6462
BEST TIME TO REACH COACH: 11 a.m.-noon
2003-04 RECORD [overall, conference (finish)]: 7-21, 3-15 [10th]
LETTERWINNERS RETURNING/LOST: 10/4
STARTERS RETURNING/LOST: 3/2
TOP RETURNING LETTERWINNERS: Ray Barbos (G, So.),
 David Cooper (F, Jr.), Daniel Freeman (G, Sr.)
TOP NEWCOMERS: Jomo Belfor (G, Jr.), Gabriel Cham (C, Fr.),
 Joe Posey (G, Fr.)

MEDIA INFORMATION

SPORTS INFORMATION BASKETBALL CONTACT: Gary Michael
OFFICE PHONE: (540) 568-6154; **E-MAIL:** michaelg@jmu.edu
FAX PHONE: (540) 568-3703
HOME PHONE: (540) 337-7310
PRESS ROW PHONE: (540) 568-6710
WEB SITE: www.jmusports.com

2004-05 SCHEDULE

Nov. 20	at La Salle
Nov. 27	UMBC
Nov. 29	at Appalachian State
Dec. 4	HOFSTRA
Dec. 11	at Virginia Tech
Dec. 15	at Georgia Tech
Dec. 18	at West Virginia
Dec. 22	HOWARD
Dec. 29	HIGH POINT
Jan. 3	UNC WILMINGTON
Jan. 8	at Old Dominion
Jan. 12	WILLIAM & MARY
Jan. 15	at Delaware
Jan. 19	at Towson
Jan. 22	GEORGE MASON
Jan. 26	at VCU
Jan. 29	at Drexel
Jan. 31	VCU
Feb. 2	DELAWARE
Feb. 5	at George Mason
Feb. 9	at Hofstra
Feb. 12	DREXEL
Feb. 16	WILLIAM & MARY
Feb. 19	at UNC Wilmington
Feb. 21	LONGWOOD
Feb. 23	TOWSON
Feb. 26	OLD DOMINION

2003-04 RESULTS

78-72	W	FURMAN
57-74	L	WEST VIRGINIA
65-60	W	NAVY
71-79	L	at La Salle
70-78	L	at Akron
80-90	L	at Virginia
73-70	W	at Florida Atlantic
55-58	L	at Appalachian State
51-69	L	at UNC Wilmington
61-77	L	at Drexel
69-77	L	VCU
66-80	L	at Delaware
60-81	L	OLD DOMINION
57-55	W	TOWSON
66-69	L	HOFSTRA
70-74	L	at George Mason
86-99	L	WILLIAM & MARY
61-63	L	DELAWARE
83-76	W	at William & Mary
72-64	W	GEORGE MASON (OT)
76-65	W	VMI
57-71	L	at Old Dominion
56-66	L	UNC WILMINGTON
61-92	L	at VCU
61-65	L	at Hofstra
59-62	L	DREXEL
54-74	L	at Towson
41-44	L	vs. UNC Wilmington (CAA)




North Carolina

Sunday, Dec. 19, 2004, Blacksburg Va.



Roy Williams



Jawad Williams

GENERAL INFORMATION

LOCATION: Chapel Hill, N.C. 27514
ENROLLMENT: 25,972
CHANCELLOR: Dr. James Moeser
ATHLETICS DIRECTOR: Dick Baddour
NICKNAME: Tar Heels
COLORS: Carolina Blue & White
HOME COURT (CAPACITY): Dean E. Smith Center (21,800)
CONFERENCE: Atlantic Coast Conference

COACHES/TEAM

HEAD COACH: Roy Williams (North Carolina/1972)
RECORD AT SCHOOL: 19-11 (1 season)
OVERALL RECORD: 437-112 (16 seasons)
ASSISTANTS: Joe Holladay (Oklahoma/1969), Steve Robinson (Radford/1981),
 C.B. McGrath (Kansas/1998)
BASKETBALL OFFICE PHONE: (919) 962-1154
BEST TIME TO REACH COACH: Contact SID
2003-04 RECORD [overall, conference (finish)]: 19-11, 8-8 [5th]
LETTERWINNERS RETURNING/LOST: 12/4
STARTERS RETURNING/LOST: 5/0
TOP RETURNING LETTERWINNERS: Rashad McCants (F/G, Jr.),
 Sean May (C/F, Jr.), Jawad Williams (F, Sr.)
TOP NEWCOMERS: Wes Miller (G, So.), Quentin Thomas (G, Fr.),
 Marvin Williams (F, Fr.)

MEDIA INFORMATION

SPORTS INFORMATION BASKETBALL CONTACT: Steve Kirschner
OFFICE PHONE: (919) 962-2123; **E-MAIL:** skirschner@unca.unc.edu
FAX PHONE: (919) 962-0612
HOME PHONE: (919) 968-1531
PRESS ROW PHONE: (919) 962-8815/8816
WEB SITE: TarHeelBlue.com

2004-05 SCHEDULE

Nov. 19	vs. Santa Clara (Oakland, Calif.)
Nov. 22-24	Maui Classic
Nov. 28	SOUTHERN CALIFORNIA
Dec. 1	at Indiana
Dec. 4	KENTUCKY
Dec. 12	LOYOLA (CHICAGO)
Dec. 19	at Virginia Tech
Dec. 21	VERMONT
Dec. 28	UNC-WILMINGTON
Dec. 30	CLEVELAND STATE
Jan. 1	WILLIAM & MARY
Jan. 8	MARYLAND
Jan. 12	GEORGIA TECH
Jan. 15	at Wake Forest
Jan. 19	at Clemson
Jan. 22	MIAMI
Jan. 29	at Virginia
Feb. 3	NC STATE
Feb. 6	at Florida State
Feb. 9	at Duke
Feb. 13	at Connecticut
Feb. 16	VIRGINIA
Feb. 19	CLEMSON
Feb. 22	at NC State
Feb. 27	at Maryland
Mar. 3	FLORIDA STATE
Mar. 6	DUKE

2003-04 RESULTS

90-64	W	OLD DOMINION
91-68	W	vs. Davidson (Charlotte)
82-76	W	at Cleveland State
88-81	W	vs. Illinois (Greensboro)
115-81	W	GEORGE MASON
64-53	W	AKRON
114-119	L	WAKE FOREST (OT)
71-54	W	vs. UNC Wilmington (Myrtle Beach, S.C.)
105-72	W	COASTAL CAROLINA
56-61	L	at Kentucky
89-64	W	MIAMI
103-88	W	GEORGIA TECH
84-90	L	at Maryland
86-83	W	CONNECTICUT
81-90	L	at Florida State (OT)
96-77	W	VIRGINIA
68-66	W	NC STATE
72-81	L	at Clemson
81-83	L	DUKE (OT)
79-73	W	at Wake Forest
77-88	L	at Georgia Tech
97-86	W	MARYLAND
78-71	W	FLORIDA STATE
72-74	L	at Virginia
71-64	W	at NC State
69-53	W	CLEMSON
65-70	L	at Duke
82-83	L	vs. Georgia Tech (ACC)
63-52	W	vs. Air Force (NCAA)
75-78	L	vs. Texas (NCAA)



OPPONENTS



Western Michigan

Wednesday, Dec. 22, 2004, Blacksburg Va.



Steve Hawkins



Ben Reed

GENERAL INFORMATION

LOCATION: Kalamazoo, Mich. 49008
ENROLLMENT: 28,931
PRESIDENT: Dr. Judith I. Bailey
ATHLETICS DIRECTOR: Kathy Beauregard
NICKNAME: Broncos
COLORS: Brown & Gold
HOME COURT (CAPACITY): University Arena (5,421)
CONFERENCE: Mid-American Conference

COACHES/TEAM

HEAD COACH: Steve Hawkins (South Alabama/1987)
RECORD AT SCHOOL: 26-5 (1 season)
OVERALL RECORD: 163-116 (10 seasons)
ASSISTANTS: Clayton Bates (Florida/1995), Jeff Dunlap (UCLA/1986), Cornell Mann (Akron/1995)
BASKETBALL OFFICE PHONE: (269) 387-3608
BEST TIME TO REACH COACH: Contact SID
2003-04 RECORD [overall, conference (finish)]: 26-5, 15-3 [1st]
LETTERWINNERS RETURNING/LOST: 9/4
STARTERS RETURNING/LOST: 3/2
TOP RETURNING LETTERWINNERS: Ben Reed (G, Jr.), Brian Snider (G, So.), Rickey Willis (G, Jr.)
TOP NEWCOMERS: Derek Fractalossi (G/F, Fr.), Kristof Kendrick (G, Fr.), Dan Hess (F, Fr.)

MEDIA INFORMATION

SPORTS INFORMATION BASKETBALL CONTACT: Scott Kuykendall
OFFICE PHONE: (269) 387-4125; **E-MAIL:** scott.kuykendall@wmich.edu
FAX PHONE: (269) 387-4139
HOME PHONE: (269) 998-2237
PRESS ROW PHONE: (269) 387-3064
WEB SITE: www.wmubroncos.com

2004-05 SCHEDULE

Nov. 19-21 Top of the World
 Nov. 29 LOYOLA
 Dec. 1 DETROIT
 Dec. 4 at Buffalo
 Dec. 12 at College of Charleston
 Dec. 15 at IUPUI
 Dec. 18 at Southern California
 Dec. 22 at Virginia Tech
 Dec. 28 SOUTH ALABAMA
 Jan. 2 at Northern Illinois
 Jan. 8 AKRON
 Jan. 12 KENT STATE
 Jan. 15 at Bowling Green
 Jan. 19 NORTHERN ILLINOIS
 Jan. 22 BALL STATE
 Jan. 26 at Miami (Ohio)
 Jan. 29 CENTRAL MICHIGAN
 Jan. 31 at Toledo
 Feb. 3 EASTERN MICHIGAN
 Feb. 5 at Ohio
 Feb. 9 BUFFALO
 Feb. 12 MARSHALL
 Feb. 16 at Central Michigan
 Feb. 19 at Bracket Buster
 Feb. 26 at Eastern Michigan
 Mar. 2 BOWLING GREEN
 Mar. 5 at Ball State

2003-04 RESULTS

83-65 W USC
 43-64 L at Detroit
 61-38 W MIAMI (OHIO)
 88-67 W FORDHAM
 69-62 W vs. UAB
 79-61 W at Loyola
 76-71 W vs. Winthrop
 81-76 W at Arizona State
 83-75 W at Akron
 84-54 W at Buffalo
 88-65 W MARSHALL
 77-48 W IPFW
 72-63 W at Eastern Michigan
 71-84 L at Kent State
 70-66 W BALL STATE
 96-73 W OHIO
 75-55 W EASTERN MICHIGAN
 79-63 W at Central Michigan
 88-73 W BOWLING GREEN
 72-61 W at Ball State
 76-82 L at Marshall (OT)
 89-62 W TOLEDO
 83-78 W COLLEGE OF CHARLESTON (OT)
 86-55 W CENTRAL MICHIGAN
 84-93 L at Toledo
 70-58 W at Bowling Green
 93-61 W NORTHERN ILLINOIS
 96-62 W vs. Marshall (MAC)
 87-77 W vs. Toledo (MAC)
 77-66 W vs. Kent State (MAC)
 58-71 L vs. Vanderbilt (NCAA)



Morgan State

Monday, Dec. 27, 2004, Blacksburg Va.



Butch Beard



Aaron Andrews

GENERAL INFORMATION

LOCATION: Baltimore, Md. 21251
ENROLLMENT: 6,100
PRESIDENT: Dr. Earl S. Richardson
ATHLETICS DIRECTOR: Dr. David Y. Thomas
NICKNAME: Bears
COLORS: Blue & Orange
HOME COURT (CAPACITY): Hill Field House (10,000)
CONFERENCE: Mid-Eastern Athletic Conference

COACHES/TEAM

HEAD COACH: Alfred "Butch" Beard (Louisville/1969)
RECORD AT SCHOOL: 21-62 (3 years)
OVERALL RECORD: 72-128 (6 years)
ASSISTANTS: Lamont "Speedy" Pennick, Alfred "Butchie" Beard III, Paul Edwards III
BASKETBALL OFFICE PHONE: (443) 885-3050
BEST TIME TO REACH COACH: 9 a.m.-5 p.m.
2003-04 RECORD [overall, conference (finish)]: 11-16, 9-9
TOP RETURNING LETTERWINNERS: Sam Brand (G, Sr.), Aaron Andrews (F, Sr.), Ron Timus (F, Jr.)
TOP NEWCOMERS: Chris Warfield (G, Fr.), John Meriweather (F, Fr.), Andrew Lee (F, Fr.)

MEDIA INFORMATION

SPORTS INFORMATION BASKETBALL CONTACT: Leonard Haynes IV
OFFICE PHONE: (443) 885-3831
E-MAIL: lhaynes@moac.morgan.edu
PRESS ROW PHONE: (443) 885-4018
WEB SITE: morganstatebears.com

2004-05 SCHEDULE

Nov. 15-16 Guardian Classic (Columbus, Ohio)
 Nov. 20 at George Washington
 Nov. 22-24 Guardian Classic (Columbus, Ohio)
 Nov. 27 TOWSON
 Dec. 1 at Navy
 Dec. 4 SOUTH CAROLINA ST.
 Dec. 6 at Nebraska
 Dec. 9 COPPIN STATE
 Dec. 11 MAINE
 Dec. 21 at Seton Hall
 Dec. 27 at Virginia Tech
 Dec. 30 at Wright State
 Jan. 8 at Howard
 Jan. 10 at Delaware State
 Jan. 15 BETHUNE-COOKMAN
 Jan. 17 FLORIDA A&M
 Jan. 24 at UMES
 Jan. 29 NORFOLK STATE
 Jan. 31 at Hampton
 Feb. 5 at South Carolina St.
 Feb. 7 at North Carolina A&T
 Feb. 10 NORTH CAROLINA A&T
 Feb. 12 HOWARD
 Feb. 14 DELAWARE STATE
 Feb. 19 at Bethune-Cookman
 Feb. 21 at Florida A&M
 Feb. 28 UMES
 Mar. 5 at Coppin State

2003-04 RESULTS

62-89 L at Seton Hall
 76-75 W FAIRLEIGH DICKINSON
 66-76 L at Virginia Tech
 66-68 L at Coppin State (OT)
 62-77 L at Old Dominion
 63-69 L at Maine
 57-81 L at Montana State
 61-75 L vs. Southeastern La. (MSU)
 67-77 W BETHUNE-COOKMAN
 106-72 W FLORIDA A&M
 62-45 W at Howard
 60-68 L at Delaware State
 62-57 W SOUTH CAROLINA STATE
 76-72 W NORTH CAROLINA A&T
 72-85 L at Maryland-Eastern Shore
 65-68 L at Norfolk State
 64-63 W HAMPTON
 79-64 W at Bethune-Cookman
 67-83 W at Florida A&M
 62-63 L HOWARD
 64-60 W DELAWARE STATE (OT)
 77-86 L at South Carolina State
 80-91 L at North Carolina A&T
 93-89 W MARYLAND-EASTERN SHORE
 60-68 L COPPIN STATE
 60-59 W vs. Howard (MEAC)
 65-68 L vs. Coppin State (2OT) (MEAC)



OPPONENTS



Rick Stansbury Lawrence Roberts

Mississippi State

Thursday, Dec. 30, 2004, New Orleans, La.

GENERAL INFORMATION

LOCATION: Starkville, Miss. 39762
ENROLLMENT: 15,934
PRESIDENT: Dr. J. Charles Lee
ATHLETICS DIRECTOR: Larry Templeton
NICKNAME: Bulldogs
COLORS: Maroon & White
HOME COURT (CAPACITY): Humphrey Coliseum (10,500)
CONFERENCE: Southeastern Conference

COACHES/TEAM

HEAD COACH: Rick Stansbury (Campbellsville/1982)
RECORD AT SCHOOL: 126-64 (6 seasons)
OVERALL RECORD: 126-64 (6 seasons)
ASSISTANTS: Robert Kirby (Pan American/1983),
 Phil Cunningham (Campbellsville/1990), Mark White (Austin Peay/1988)
BASKETBALL OFFICE PHONE: (662) 325-3800
BEST TIME TO REACH COACH: Contact SID
2003-04 RECORD [overall, conference (finish)]: 26-4, 14-2 [1st W]
LETTERWINNERS RETURNING/LOST: 11/5
STARTERS RETURNING/LOST: 4/2
TOP RETURNING LETTERWINNERS: Lawrence Roberts (F, Sr.),
 Winsome Frazier (G/F, Sr.), Shane Power (G/F, Sr.)
TOP NEWCOMERS: Jamall Edmondson (G, Jr.), Jerrell Houston (F, Fr.),
 Charles Rhodes (F, Fr.)

MEDIA INFORMATION

SPORTS INFORMATION BASKETBALL CONTACT: David Rosinski
OFFICE PHONE: (662) 325-3595; **E-MAIL:** rosinski@athletics.msstate.edu
FAX PHONE: (662) 325-3654
HOME PHONE: (662) 324-0497
PRESS ROW PHONE: (662) 325-3776
WEB SITE: www.msstateathletics.com

2004-05 SCHEDULE

Nov. 11-12	Coaches vs. Cancer (Birmingham)
Nov. 18-19	Coaches vs. Cancer (New York)
Nov. 21	NICHOLLS STATE
Nov. 23	UMKC
Dec. 2	SOUTH ALABAMA
Dec. 5	vs. Arizona (Anaheim)
Dec. 11	ARK- LITTLE ROCK
Dec. 13	at New Orleans
Dec. 18	at Xavier
Dec. 20	FLORIDA A&M
Dec. 22	vs. Jacksonville State (Jackson)
Dec. 30	vs. Virginia Tech (New Orleans)
Jan. 5	AUBURN
Jan. 8	at Mississippi
Jan. 12	at Tennessee
Jan. 15	ARKANSAS
Jan. 18	at Alabama
Jan. 22	SOUTH CAROLINA
Jan. 29	at LSU
Feb. 1	FLORIDA
Feb. 5	at Auburn
Feb. 12	VANDERBILT
Feb. 16	LSU
Feb. 19	at Kentucky
Feb. 23	at Georgia
Feb. 26	MISSISSIPPI
March 1	at Arkansas
March 5	ALABAMA

2003-04 RESULTS

90-74	W	TENNESSEE-MARTIN
71-62	W	SOUTH ALABAMA
81-75	W	at Western Kentucky
92-69	W	McNEESE STATE
76-52	W	UL-MONROE
86-84	W	UAB
82-70	W	XAVIER
77-59	W	vs. New Orleans (Tupelo)
66-61	W	at Santa Clara (OT)
72-50	W	vs. Tulane (Sugar Bowl)
68-58	W	at Arkansas-Little Rock
61-54	W	at Mississippi
80-62	W	ARKANSAS
66-67	L	KENTUCKY
64-54	W	at LSU
79-68	W	at Florida
71-58	W	GEORGIA
82-60	W	TENNESSEE
73-68	W	at Auburn
80-56	W	MISSISSIPPI
79-75	W	at South Carolina (OT)
77-70	W	at Arkansas
73-77	L	ALABAMA
84-58	W	LSU
72-69	W	at Vanderbilt
105-91	W	AUBURN
82-81	W	at Alabama (OT)
70-74	L	vs. Vanderbilt (SEC)
85-52	W	vs. Monmouth (NCAA)
74-89	L	vs. Xavier (NCAA)



Leonard Hamilton Adam Waleskowski

Florida State

Saturday, Jan. 8, 2005, Tallahassee, Fla.

GENERAL INFORMATION

LOCATION: Tallahassee, Fla. 32316
ENROLLMENT: 37,328
PRESIDENT: Dr. T.K. Wetherell
ATHLETICS DIRECTOR: Dave Hart, Jr.
SYMBOL: Seminoles
COLORS: Garnet & Gold
HOME COURT (CAPACITY): Donald L. Tucker Center (12,100)
CONFERENCE: Atlantic Coast Conference

COACHES/TEAM

HEAD COACH: Leonard Hamilton (Tennessee-Martin/1971)
RECORD AT SCHOOL: 33-29 (2 seasons)
OVERALL RECORD: 239-236 (16 seasons)
ASSISTANTS: Stan Jones (Memphis/1984), Mike Jaskulski (St. Norbert/1976),
 Tony Sheals (Bethune-Cookman/1976)
BASKETBALL OFFICE PHONE: (850) 644-1461
BEST TIME TO REACH COACH: Contact SID
2003-04 RECORD [overall, conference (finish)]: 19-14, 6-10 [T7th]
LETTERWINNERS RETURNING/LOST: 7/7
STARTERS RETURNING/LOST: 2/3
TOP RETURNING LETTERWINNERS: Alexander Johnson (F/C, So.),
 Andrew Wilson (G/F, Jr.), Von Wafer (G, So.)
TOP NEWCOMERS: Diego Romero (F, Jr.), Jason Rich (G, Fr.)

MEDIA INFORMATION

SPORTS INFORMATION BASKETBALL CONTACT: Chuck Walsh
OFFICE PHONE: (850) 644-1077; **E-MAIL:** cwash@mailers.fsu.edu
FAX PHONE: (850) 644-3820
HOME PHONE: (850) 385-8466
PRESS ROW PHONE: (850) 224-4098
WEB SITE: www.seminoles.com

2004-05 SCHEDULE

Nov. 19	TEXAS SOUTHERN
Nov. 22	TEXAS A&M-CC
Nov. 24	SHAWNEE STATE
Nov. 26	vs. Kent State (CC, Texas)
Nov. 27	vs. TCU (CC, Texas)
Nov. 30	at Minnesota
Dec. 4	at Mississippi
Dec. 12	FLORIDA INT'L
Dec. 16	SOUTH ALABAMA
Dec. 19	at Maryland
Dec. 21	JACKSONVILLE
Dec. 23	STETSON
Dec. 30	vs. LSU (New Orleans)
Jan. 2	FLORIDA
Jan. 8	VIRGINIA TECH
Jan. 12	CLEMSON
Jan. 15	at Miami
Jan. 18	WAKE FOREST
Jan. 22	DUKE
Jan. 26	at NC STATE
Feb. 2	at Georgia Tech
Feb. 6	NORTH CAROLINA
Feb. 9	at Virginia
Feb. 12	at Wake Forest
Feb. 15	at Massachusetts
Feb. 20	GEORGIA TECH
Feb. 22	MIAMI
Feb. 27	at Clemson
Mar. 3	at North Carolina
Mar. 6	VIRGINIA

2003-04 RESULTS

69-49	W	MAINE
81-67	W	GEORGETOWN COLLEGE
99-54	W	NICHOLLS STATE
81-46	W	SOUTH CAROLINA STATE
71-53	W	NORTHWESTERN
66-60	W	MISSISSIPPI
83-46	W	FAIRLEIGH DICKINSON
67-58	W	at Miami
83-62	W	WAGNER
47-42	W	vs. Chicago State
56-63	L	at Pittsburgh
79-75	W	MARYLAND
87-72	W	at Stetson
73-87	L	at Florida
53-58	L	NC STATE
48-53	L	at Clemson
67-76	L	at Virginia (OT)
90-81	W	NORTH CAROLINA (OT)
75-70	W	WAKE FOREST
49-56	L	at Duke
88-73	W	SAVANNAH STATE
81-65	W	GEORGIA TECH
62-73	L	at Maryland
59-75	L	at NC State
65-52	W	CLEMSON
76-57	W	VIRGINIA
71-78	L	at North Carolina
87-90	L	at Wake Forest (OT)
60-65	L	DUKE
60-63	L	at Georgia Tech
71-78	L	vs. NC State (ACC)
91-84	W	at Wichita State (NIT) (2 OT)
59-62	L	IOWA STATE (NIT)



OPPONENTS



Bethune-Cookman

Wednesday, Jan. 12, 2005, Blacksburg Va.



Clifford Reed



Diondre
Lamond

GENERAL INFORMATION

LOCATION: Daytona Beach, Fla. 32114
ENROLLMENT: 2,500
PRESIDENT: Dr. Trudie K. Reed
ATHLETICS DIRECTOR: Lynn W. Thompson
NICKNAME: Wildcats
COLORS: Maroon & Gold
HOME COURT (CAPACITY): Moore Gymnasium (3,000)
CONFERENCE: Mid-Eastern Athletic Conference

COACHES/TEAM

HEAD COACH: Clifford Reed (B-CC/1991)
RECORD AT SCHOOL: 22-48 (3 seasons)
OVERALL RECORD: 22-48 (3 seasons)
ASSISTANTS: Gravelle Craig (Cleveland State/1999),
Marcell Fisher (Brockport St./1995), Denny Hinson (Indiana State/1995)
BASKETBALL OFFICE PHONE: (386) 481-2244
BEST TIME TO REACH COACH: Contact SID
2003-04 RECORD [overall, conference (finish)]: 8-21, 7-11 [8th]
LETTERWINNERS RETURNING/LOST: 5/4
STARTERS RETURNING/LOST: 2/3
TOP RETURNING LETTERWINNERS: O'Neal Carter (G, Sr.),
Michael Williams (C, Jr.), Diondre Lamond (F, Sr.)
TOP NEWCOMERS: Nicholas Berry (C, Sr.), Walter Murray (G, Fr.),
Anthony Sargent (G, Fr.)

MEDIA INFORMATION

SPORTS INFORMATION BASKETBALL CONTACT: Opio Mashariki
OFFICE PHONE: (386) 481-2206; **E-MAIL:** mashario@cookman.edu
FAX PHONE: (386) 481-2238
WEB SITE: www.cookman.edu/athletics

2004-05 SCHEDULE

Nov. 22	at Maine
Nov. 29	vs. South Florida (Lakeland)
Dec. 1	TEXAS SOUTHERN
Dec. 4	at Hampton
Dec. 6	at Norfolk State
Dec. 13	at Oregon State
Dec. 14	at Oregon
Dec. 16	at Portland State
Dec. 22	at Georgia
Jan. 3	at Savannah State
Jan. 6	at Florida A&M
Jan. 10	UMES
Jan. 12	at Virginia Tech
Jan. 15	at Morgan State
Jan. 17	at Coppin State
Jan. 22	SOUTH CAROLINA ST.
Jan. 24	NORTH CAROLINA A&T
Jan. 29	at Howard
Jan. 31	DELAWARE STATE
Feb. 5	HAMPTON
Feb. 7	NORFOLK STATE
Feb. 11	SAVANNAH STATE
Feb. 14	at UMES
Feb. 19	MORGAN STATE
Feb. 21	COPPIN STATE
Feb. 26	at South Carolina State
Feb. 28	at North Carolina A&T
Mar. 3	FLORIDA A&M



Clemson

Saturday, Jan. 15, 2005, Blacksburg Va.

Tuesday, March 1, 2005, Clemson, S.C.



Oliver Purnell



Sharrod Ford

GENERAL INFORMATION

LOCATION: Clemson, S.C. 29633
ENROLLMENT: 16,311
PRESIDENT: James F. Barker
ATHLETICS DIRECTOR: Terry Don Phillips
NICKNAME: Tigers
COLORS: Orange & Purple
HOME COURT (CAPACITY): Littlejohn Coliseum (10,000)
CONFERENCE: Atlantic Coast Conference

COACHES/TEAM

HEAD COACH: Oliver Purnell (Old Dominion/1975)
RECORD AT SCHOOL: 10-18 (1 season)
OVERALL RECORD: 266-208 (16 seasons)
ASSISTANTS: Ron Bradley (Eastern Nazarene/1974),
Kevin Nickelberry (Virginia Wesleyan/1986), Frank Smith (Old Dominion/1988)
BASKETBALL OFFICE PHONE: (864) 656-1954
BEST TIME TO REACH COACH: Contact SID
2003-04 RECORD [overall, conference (finish)]: 10-18, 3-13 [9th]
LETTERWINNERS RETURNING/LOST: 7/5
STARTERS RETURNING/LOST: 3/2
TOP RETURNING LETTERWINNERS: Sharrod Ford (F, Sr.),
Shawan Robinson (G, Jr.), Olu Babalola (F, Sr.)
TOP NEWCOMERS: Cliff Hammonds (G, Fr.), Troy Mathis (G, Fr.),
James Mays (F, Fr.), Cheyenne Moore (F, Fr.), Sam Perry (F, Fr.)

MEDIA INFORMATION

SPORTS INFORMATION BASKETBALL CONTACT: Anne Miller
OFFICE PHONE: (864) 656-1920; **E-MAIL:** miller7@clemson.edu
FAX PHONE: (864) 656-0299
HOME PHONE: (864) 506-5925
PRESS ROW PHONE: (864) 654-3326
WEB SITE: www.clemson.com

2004-05 SCHEDULE

Nov. 19	HAMPTON
Nov. 23	UNC-ASHEVILLE
Nov. 26	at Boston College
Dec. 1	OHIO STATE
Dec. 4	at South Carolina
Dec. 11	CHARLESTON SO.
Dec. 14	NORFOLK STATE
Dec. 17	THE CITADEL
Dec. 21-23	Rainbow Classic
Dec. 29	EAST CAROLINA
Jan. 2	at Duke
Jan. 8	WAKE FOREST
Jan. 12	at Florida State
Jan. 15	at Virginia Tech
Jan. 19	NORTH CAROLINA
Jan. 22	at Virginia
Jan. 26	at Miami
Jan. 29	NC STATE
Feb. 1	MARYLAND
Feb. 8	GEORGIA TECH
Feb. 12	MIAMI
Feb. 16	vs. Georgia (Greenville, S.C.)
Feb. 19	at North Carolina
Feb. 22	at Maryland
Feb. 27	FLORIDA STATE
Mar. 1	VIRGINIA TECH
Mar. 5	at Georgia Tech

2003-04 RESULTS

86-55	W	GARDNER-WEBB
88-61	W	HIGH POINT
84-77	W	WOFFORD
64-76	L	at Purdue
61-76	L	at South Carolina
56-61	L	vs. Georgia (Atlanta)
100-86	W	EAST TENN. STATE
56-79	L	at Cincinnati
77-74	W	SOUTH CAROLINA ST.
74-58	W	RADFORD
72-62	W	BOSTON COLLEGE
54-73	L	DUKE
63-78	L	at Wake Forest
53-48	W	FLORIDA STATE
69-86	L	at NC State
50-61	L	at Virginia
52-65	L	MARYLAND
69-76	L	at Georgia Tech
81-72	W	NORTH CAROLINA
55-81	L	at Duke
67-82	L	WAKE FOREST
52-65	L	at Florida State
60-55	W	NC STATE
55-58	L	VIRGINIA
49-70	L	at Maryland
60-79	L	GEORGIA TECH
53-69	L	at North Carolina
79-83	L	vs. Virginia (ACC)



OPPONENTS



NC State

Wednesday, Jan. 19, 2005, Blacksburg Va.
Saturday, Feb. 26, 2005, Raleigh, N.C.

GENERAL INFORMATION

LOCATION: Raleigh, N.C. 27695
ENROLLMENT: 29,637
CHANCELLOR: Dr. James L. Oblinger
ATHLETICS DIRECTOR: Lee Fowler
NICKNAME: Wolfpack
COLORS: Red & White
HOME COURT (CAPACITY): RBC Center (19,722)
CONFERENCE: Atlantic Coast Conference

COACHES/TEAM

HEAD COACH: Herb Sendek (Carnegie Mellon/1985)
RECORD AT SCHOOL: 148-108 (8 seasons)
OVERALL RECORD: 211-134 (11 seasons)
ASSISTANTS: Larry Hunter (Ohio/1971), Larry Harris (Pittsburgh/1978), Mark Phelps (ODU/1996)
BASKETBALL OFFICE PHONE: (919) 515-2104
BEST TIME TO REACH COACH: Contact SID
2003-04 RECORD [overall, conference (finish)]: 21-10, 11-5 [2nd]
LETTERWINNERS RETURNING/LOST: 7/4
STARTERS RETURNING/LOST: 3/2
TOP RETURNING LETTERWINNERS: Engin Atsur (G, Sr.), Illan Evtimov (F/C, Jr.), Julius Hodge (F/G, Sr.)
TOP NEWCOMERS: Tony Bethel (G, Jr.), Cedric Simmons (C/F, Fr.), Andrew Brackman (F, Fr.)

MEDIA INFORMATION

SPORTS INFORMATION BASKETBALL CONTACT: Annabelle Vaughan
OFFICE PHONE: (919) 515-2102; **E-MAIL:** annabelle_vaughan@ncsu.edu
FAX PHONE: (919) 515-2898
HOME PHONE: (919) 858-9763
PRESS ROW PHONE: (919) 861-6190
WEB SITE: www.gopack.com

2004-05 SCHEDULE


Nov. 17-19 BCA CLASSIC
Nov. 26 CAMPBELL
Nov. 29 PURDUE
Dec. 5 MANHATTAN
Dec. 11 LIBERTY
Dec. 15 UL-LAFAYETTE
Dec. 19 at Washington
Dec. 21 at BYU
Dec. 28 vs. Columbia (MSG)
Dec. 30 Holiday Festival (MSG)
Jan. 2 WEST VIRGINIA
Jan. 9 at Miami
Jan. 13 DUKE
Jan. 16 GEORGIA TECH
Jan. 19 at Virginia Tech
Jan. 23 at Maryland
Jan. 26 FLORIDA STATE
Jan. 29 at Clemson
Feb. 3 at North Carolina
Feb. 5 VIRGINIA
Feb. 10 at Wake Forest
Feb. 13 at Georgia Tech
Feb. 16 MARYLAND
Feb. 22 NORTH CAROLINA
Feb. 26 VIRGINIA TECH
Mar. 2 at Virginia
Mar. 6 WAKE FOREST

2003-04 RESULTS

71-46 W UNC ASHEVILLE
71-51 W HOWARD
92-62 W FLORIDA A&M
61-68 L at Michigan
77-71 W UW-MILWAUKEE
78-49 W HARTFORD
55-58 L at South Carolina
86-69 W VIRGINIA
68-50 W UNC WILMINGTON
89-62 W BYU
58-53 W at Florida State
57-76 L at Duke
86-69 W CLEMSON
65-66 L at Boston College (OT)
76-72 W GEORGIA TECH
66-68 L at North Carolina
81-69 W at Maryland
73-68 W WAKE FOREST
79-63 W at Virginia
75-59 W FLORIDA STATE
78-74 W DUKE
55-60 L at Clemson
77-72 W WASHINGTON
79-69 W at Georgia Tech
64-71 L NORTH CAROLINA
69-70 L MARYLAND
81-70 W at Wake Forest
78-71 W vs. Florida State (ACC)
82-85 L vs. Maryland (ACC)
61-52 W vs. La.-Lafayette (NCAA)
73-75 L vs. Vanderbilt (NCAA)



Herb Sendek



Julius Hodge



Georgia Tech

Saturday, Jan. 22, 2005, Atlanta, Ga.

GENERAL INFORMATION

LOCATION: Atlanta, Ga. 30332
ENROLLMENT: 16,000
PRESIDENT: Dr. G. Wayne Clough
ATHLETICS DIRECTOR: Dave Braine
NICKNAME: Yellow Jackets, Rambling Wreck
COLORS: Old Gold & White
HOME COURT (CAPACITY): Alexander Memorial Coliseum (9,191)
CONFERENCE: Atlantic Coast Conference

COACHES/TEAM

HEAD COACH: Paul Hewitt (St. John Fisher/1985)
RECORD AT SCHOOL: 76-54 (4 seasons)
OVERALL RECORD: 142-81 (7 seasons)
ASSISTANTS: Willie Reese (Georgia Tech/1989), Cliff Warren (Mount St. Mary's/1990), Peter Zaharis (NYU/1987)
BASKETBALL OFFICE PHONE: (404) 894-5425
BEST TIME TO REACH COACH: Contact SID
2003-04 RECORD [overall, conference (finish)]: 28-10, 9-7, T 3rd
LETTERWINNERS RETURNING/LOST: 8/5
STARTERS RETURNING/LOST: 4/1
TOP RETURNING LETTERWINNERS: B.J. Elder (G, Sr.), Jarrett Jack (G, Jr.), Luke Schenscher (C, Sr.)
TOP NEWCOMERS: Ra'Sean Dickey (F, Fr.), Jeremis Smith (F, Fr.)

MEDIA INFORMATION

SPORTS INFORMATION BASKETBALL CONTACT: Mike Stamus
OFFICE PHONE: (404) 894-5445; **E-MAIL:** mstamus@at.gtaa.gatech.edu
FAX PHONE: (404) 894-1248
HOME PHONE: (770) 951-1939
PRESS ROW PHONE: (404) 894-5458/5459
WEB SITE: www.ramblinwreck.com

2004-05 SCHEDULE

Nov. 19 ALABAMA STATE
Nov. 22 at Illinois-Chicago
Nov. 26 ARK.-LITTLE ROCK
Nov. 30 MICHIGAN
Dec. 5 GEORGIA
Dec. 11 vs. Air Force
Dec. 15 JAMES MADISON
Dec. 19 vs. Gonzaga (Las Vegas)
Dec. 22 CHARLESTON SO.
Dec. 28 LAFAYETTE
Jan. 1 at Kansas
Jan. 6 MIAMI
Jan. 8 VIRGINIA
Jan. 12 at North Carolina
Jan. 16 at NC State
Jan. 22 VIRGINIA TECH
Jan. 27 WAKE FOREST
Jan. 30 at Maryland
Feb. 2 FLORIDA STATE
Feb. 5 at Duke
Feb. 8 at Clemson
Feb. 13 NC STATE
Feb. 20 at Florida State
Feb. 23 DUKE
Feb. 26 at Miami
Mar. 2 at Wake Forest
Mar. 5 CLEMSON

2003-04 RESULTS

79-45 W LA.-LAFAYETTE (NIT)
75-56 W HOFSTRA (NIT)
90-69 W at Cornell
77-61 W vs. Connecticut (NIT) (MSG)
85-65 W vs. Texas Tech (NIT) (MSG)
73-53 W at Ohio State
94-43 W TENNESSEE STATE
75-62 W vs. St. Louis
74-41 W ALABAMA A&M
79-66 W ST. JOHN'S
90-40 W MARIST
86-65 W VCU
80-83 L at Georgia (OT)
88-103 L at North Carolina
75-57 W VIRGINIA
81-71 W MARYLAND
73-66 W at Wake Forest
72-76 L at NC State
76-69 W CLEMSON
74-82 L DUKE
65-81 L at Florida State
77-62 W at Tennessee
88-77 W NORTH CAROLINA
80-82 L at Virginia
75-64 W at Maryland
76-80 L WAKE FOREST
69-79 L NC STATE
79-60 W at Clemson
76-68 W at Duke
63-60 W FLORIDA STATE
83-82 W vs. North Carolina (ACC)
71-85 L vs. Duke (ACC)
65-60 W vs. Northern Iowa (NCAA)
57-54 W vs. Boston College (NCAA)
72-67 W vs. Nevada (NCAA)
79-71 W vs. Kansas (NCAA)
67-65 W vs. Oklahoma State (NCAA)
73-82 L vs. Connecticut (NCAA)



Paul Hewitt



B.J. Elder



OPPONENTS



Virginia

Thursday, Jan. 27, 2005, Blacksburg, Va.
Saturday, Feb. 12, 2005, Charlottesville, Va.

GENERAL INFORMATION

LOCATION: Charlottesville, Va. 22904-4853
ENROLLMENT: 19,643
PRESIDENT: John T. Casteen III
ATHLETIC DIRECTOR: Craig Littlepage
NICKNAMES: Cavaliers, Wahoons, 'Hoos
COLORS: Orange & Blue
HOME COURT (CAPACITY): University Hall (8,392)
CONFERENCE: Atlantic Coast Conference

COACHES/TEAM

HEAD COACH: Pete Gillen (Fairfield/1968)
RECORD AT SCHOOL: 104-78 (6 years)
OVERALL RECORD: 378-206 (19 years)
ASSISTANTS: Walt Fuller (Drexel/1987), Alexis Sherard (St. Michael's/1993), John Fitzpatrick (Bowling Green/1980)
BASKETBALL OFFICE PHONE: (434) 982-5400
BEST TIME TO REACH COACH: Contact SID
2003-04 RECORD [overall, conference (finish)]: 18-13/6-10 (Tied 7th)
LETTERWINNERS RETURNING/LOST: 10/7
STARTERS RETURNING/LOST: 4/1
TOP RETURNING LETTERWINNERS: Elton Brown (F/C, Sr.), Devin Smith (F, Sr.), J.R. Reynolds (G, So.)
TOP NEWCOMERS: Adrian Joseph (F, Fr.), Sean Singletary (G, Fr.)

MEDIA INFORMATION

SPORTS INFORMATION BASKETBALL CONTACT: Rich Murray
OFFICE PHONE: (434) 982-5500; **E-MAIL:** rjm4e@virginia.edu
FAX PHONE: (434) 982-5525
HOME PHONE: (434) 978-2966
PRESS ROW PHONE: (434) 296-5910
WEB SITE: virginiasports.com

2004-05 SCHEDULE


Nov. 19	ROBERT MORRIS
Nov. 21	ARIZONA
Nov. 24	APPALACHIAN STATE
Nov. 28	RICHMOND
Dec. 1	at Northwestern
Dec. 3	vs. Auburn (Richmond)
Dec. 6	at Iowa State
Dec. 8	FURMAN
Dec. 23	LOYOLA MARYMOUNT
Jan. 2	WAKE FOREST
Jan. 5	WESTERN KENTUCKY
Jan. 8	at Georgia Tech
Jan. 12	MIAMI
Jan. 16	at Duke
Jan. 19	at Maryland
Jan. 22	CLEMSON
Jan. 27	at Virginia Tech
Jan. 29	NORTH CAROLINA
Feb. 2	at Providence
Feb. 5	at NC State
Feb. 9	FLORIDA STATE
Feb. 12	VIRGINIA TECH
Feb. 16	at North Carolina
Feb. 19	MARYLAND
Feb. 27	at Wake Forest
Mar. 2	NC STATE
Mar. 6	at Florida State

2003-04 RESULTS

80-71	W	MOUNT ST. MARY'S
80-65	W	VIRGINIA TECH
79-64	W	HIGH POINT
86-78	W	MINNESOTA
78-56	W	at VMI
90-80	W	JAMES MADISON
76-68	W	at Loyola Marymount
89-74	W	COASTAL CAROLINA
69-86	L	at NC State
85-74	W	IOWA STATE
69-84	L	PROVIDENCE
84-71	W	WILLIAM & MARY
71-93	L	DUKE
57-75	L	at Georgia Tech
76-67	W	FLORIDA STATE (OT)
61-50	W	CLEMSON
77-96	L	at North Carolina
78-91	L	at Wake Forest
67-71	L	MARYLAND
63-79	L	NC STATE
75-93	L	at Duke
82-80	W	GEORGIA TECH
57-76	L	at Florida State
58-55	W	at Clemson
74-72	W	NORTH CAROLINA
84-82	W	WAKE FOREST
61-70	L	at Maryland
83-79	W	vs. Clemson (OT) (ACC)
74-84	L	vs. Duke (ACC)
79-66	W	G. WASHINGTON (NIT)
63-73	L	at Villanova (NIT)



Pete Gillen



Elton Brown



Duke

Sunday, Jan. 30, 2005, Durham, N.C.
Thursday, Feb. 17, 2005, Blacksburg, Va.

GENERAL INFORMATION

LOCATION: Durham, N.C. 27708
ENROLLMENT: 6,347
PRESIDENT: Dr. Richard H. Brodhead
ATHLETICS DIRECTOR: Joe Alleva
NICKNAME: Blue Devils
COLORS: Royal Blue & White
HOME COURT (CAPACITY): Cameron Indoor Stadium (9,314)
CONFERENCE: Atlantic Coast Conference

COACHES/TEAM

HEAD COACH: Mike Krzyzewski (Army/1969)
RECORD AT SCHOOL: 621-181 (24 seasons)
OVERALL RECORD: 694-240 (29 seasons)
ASSISTANTS: Johnny Dawkins (Duke/1986), Steve Wojciechowski (Duke/1998), Chris Collins (Duke/1996)
BASKETBALL OFFICE PHONE: (919) 613-7500
BEST TIME TO REACH COACH: ACC Teleconference
2003-04 RECORD [overall, conference (finish)]: 31-6, 13-3 [1st]
LETTERWINNERS RETURNING/LOST: 9/5
STARTERS RETURNING/LOST: 3/2
TOP RETURNING LETTERWINNERS: J.J. Redick (G, Jr.), Daniel Ewing (G, Sr.), Shelden Williams (C, Jr.)
TOP NEWCOMERS: DeMarcus Nelson (G, Fr.), David McClure (F, Fr.)

MEDIA INFORMATION

SPORTS INFORMATION BASKETBALL CONTACT: Jon Jackson
OFFICE PHONE: (919) 684-2633; **E-MAIL:** sid@duke.edu
FAX PHONE: (919) 684-2489
HOME PHONE: (919) 450-0887
PRESS ROW PHONE: (919) 684-6186
WEB SITE: www.goduke.com

2004-05 SCHEDULE


Nov. 20	Tennessee-Martin
Nov. 22	vs. Davidson (Charlotte, N.C.)
Nov. 27	UNC GREENSBORO
Nov. 30	MICHIGAN STATE
Dec. 4	vs. Valparaiso (Chicago)
Dec. 12	TOLEDO
Dec. 14	ILLINOIS-CHICAGO
Dec. 18	vs. Oklahoma (MSG)
Jan. 2	CLEMSON
Jan. 5	PRINCETON
Jan. 8	TEMPLE
Jan. 13	at NC State
Jan. 16	VIRGINIA
Jan. 19	at Miami
Jan. 22	at Florida State
Jan. 26	MARYLAND
Jan. 30	VIRGINIA TECH
Feb. 2	at Wake Forest
Feb. 5	GEORGIA TECH
Feb. 9	NORTH CAROLINA
Feb. 12	at Maryland
Feb. 17	at Virginia Tech
Feb. 20	WAKE FOREST
Feb. 23	at Georgia Tech
Feb. 26	at St. John's (MSG)
Mar. 3	MIAMI
Mar. 6	at North Carolina

2003-04 RESULTS

67-56	W	DETROIT
82-69	W	vs. Pacific (Alaska)
76-47	W	vs. Liberty (Alaska)
68-78	L	vs. Purdue (Alaska)
72-50	W	at Michigan State
79-58	W	ST. JOHN'S
84-43	W	PORTLAND
69-51	W	PRINCETON
89-61	W	vs. Texas (MSG)
88-54	W	DAVIDSON
73-54	W	at Clemson
99-58	W	FAIRFIELD
93-71	W	at Virginia
76-57	W	NC STATE
84-72	W	WAKE FOREST
68-60	W	at Maryland
85-66	W	at Georgetown
56-49	W	FLORIDA STATE
82-74	W	at Georgia Tech
83-81	W	at North Carolina (OT)
81-55	W	CLEMSON
93-75	W	VIRGINIA
74-78	L	at NC State
84-90	L	at Wake Forest
86-63	W	MARYLAND
97-63	W	VALPARAISO
70-65	W	at Florida State
68-76	L	GEORGIA TECH
70-65	W	NORTH CAROLINA
84-74	W	vs. Virginia (ACC)
85-71	W	vs. Georgia Tech (ACC)
87-95	L	vs. Maryland (ACC) (OT)
96-61	W	vs. Alabama State (NCAA)
90-62	W	vs. Seton Hall (NCAA)
72-62	W	vs. Illinois (NCAA)
66-63	W	vs. Xavier (NCAA)
78-79	L	vs. Connecticut (NCAA)



Mike Krzyzewski



Daniel Ewing



OPPONENTS



Miami

Wednesday, Feb. 2, 2005, Coral Gables, Fla.
Saturday, Feb. 19, 2005, Blacksburg Va.

GENERAL INFORMATION

LOCATION: Coral Gables, Fla. 33146
ENROLLMENT: 15,248
PRESIDENT: Dr. Donna E. Shalala
ATHLETICS DIRECTOR: Paul Dee
NICKNAME: Hurricanes
COLORS: Orange, Green and White
HOME COURT (CAPACITY): Convocation Center (7,000)
CONFERENCE: Atlantic Coast Conference

COACHES/TEAM

HEAD COACH: Frank Haith (Elon/1988)
RECORD AT SCHOOL: 1st season
OVERALL RECORD: 1st season
ASSISTANTS: Barclay Radebaugh (ETSU/1987), Jorge Fernandez (Stetson/1985), Michael Hunt (Furman/1985)
BASKETBALL OFFICE PHONE: (305) 284-2680
BEST TIME TO REACH COACH: Contact SID
2003-04 RECORD [overall, conference (finish)]: 14-16, 4-12 (T 12th BIG EAST)
LETTERWINNERS RETURNING/LOST: 8/5
STARTERS RETURNING/LOST: 2/3
TOP RETURNING LETTERWINNERS: Robert Hite (G, Jr.), Guillermo Diaz (G, So.)
TOP NEWCOMERS: Raymond Hicks (F, Fr.), Antoine Mayhand (G, Fr.)

MEDIA INFORMATION

SPORTS INFORMATION BASKETBALL CONTACT: Samuel Henderson
OFFICE PHONE: (305) 284-3248; **E-MAIL:** shenderson@miami.edu
FAX PHONE: (305) 284-2807
HOME PHONE: (305) 412-8364
PRESS ROW PHONE: (305) 284-1238
WEB SITE: hurricanesports.com

2004-05 SCHEDULE

Nov. 20	WOFFORD
Nov. 23	SOUTH CAROLINA STATE
Nov. 27	vs. Xavier (AA Arena)
Nov. 29	FLORIDA ATLANTIC
Dec. 4	at Florida
Dec. 7	at Florida International
Dec. 12	MASSACHUSETTS
Dec. 18	STETSON
Dec. 23	TENNESSEE TECH
Dec. 30	APPALACHIAN STATE
Jan. 2	NORFOLK STATE
Jan. 6	at Georgia Tech
Jan. 9	NC STATE
Jan. 12	at Virginia
Jan. 15	FLORIDA STATE
Jan. 19	DUKE
Jan. 22	at North Carolina
Jan. 26	CLEMSON
Jan. 29	at Wake Forest
Feb. 2	VIRGINIA TECH
Feb. 5	MARYLAND
Feb. 12	at Clemson
Feb. 15	WAKE FOREST
Feb. 19	at Virginia Tech
Feb. 22	at Florida State
Feb. 26	GEORGIA TECH
Mar. 3	at Duke

2003-04 RESULTS

86-66	W	vs. Lubbock Christian (Las Vegas)
78-60	W	vs. UL Monroe (Las Vegas)
53-54	L	vs. Rhode Island (Las Vegas)
82-83	L	vs. Bradley (Las Vegas)
91-70	W	STETSON
89-72	W	FLORIDA INT'L
61-52	W	UMBC
58-67	L	FLORIDA STATE
72-66	W	at Temple
81-62	W	NORTH CAROLINA A&T
76-51	W	FLORIDA ATLANTIC
75-52	W	IPFW
105-65	W	SAVANNAH STATE
64-89	L	at North Carolina
80-84	L	PITTSBURGH (OT)
70-64	W	at St. John's
65-59	W	at Virginia Tech
73-63	W	RUTGERS
68-76	L	VILLANOVA
62-72	L	at Notre Dame
80-87	L	GEORGETOWN (OT)
70-72	L	at Rutgers (OT)
64-80	L	at Georgetown
72-74	L	BOSTON COLLEGE (OT)
74-91	L	SYRACUSE
63-76	L	at Connecticut
57-70	L	at Providence
66-76	L	SETON HALL
59-56	W	at Villanova
53-58	L	WEST VIRGINIA



Frank Haith



Robert Hite



Wake Forest

Saturday, Feb. 5, 2005, Winston-Salem, N.C.

GENERAL INFORMATION

LOCATION: Winston-Salem, N.C. 27109
ENROLLMENT: 3,950
PRESIDENT: Dr. Thomas K. Hearn, Jr.
ATHLETICS DIRECTOR: Ron Wellman
NICKNAME: Demon Deacons
COLORS: Old Gold & Black
HOME COURT (CAPACITY): Lawrence Joel Coliseum (14,665)
CONFERENCE: Atlantic Coast Conference

COACHES/TEAM

HEAD COACH: Skip Prosser (Merchant Marine/1972)
RECORD AT SCHOOL: 67-29 (3 seasons)
OVERALL RECORD: 232-107 (11 seasons)
ASSISTANTS: Jeff Battle (Marshall/1985), Dino Gaudio (Ohio/1981), Pat Kelsey (Xavier/1998)
BASKETBALL OFFICE PHONE: (336) 758-5622
BEST TIME TO REACH COACH: Contact SID
2003-04 RECORD [overall, conference (finish)]: 21-10, 9-7 [T 3rd]
LETTERWINNERS RETURNING/LOST: 11/3
STARTERS RETURNING/LOST: 5/0
TOP RETURNING LETTERWINNERS: Justin Gray (G, Jr.), Chris Paul (G, So.), Jamaal Levy (F, Sr.)
TOP NEWCOMERS: Cameron Stanley (F, Fr.)

MEDIA INFORMATION

SPORTS INFORMATION BASKETBALL CONTACT: Dean Buchan
OFFICE PHONE: (336) 758-5640; **E-MAIL:** buchandw@wfu.edu
FAX PHONE: (336) 758-5140
HOME PHONE: (336) 287-8954
PRESS ROW PHONE: (336) 727-2945
WEB SITE: wakeforestsports.com

2004-05 SCHEDULE

Nov. 15	GEORGE WASHINGTON (NIT)
Nov. 18	NIT
Nov. 22	YALE
Nov. 24-26	Preseason NIT (MSG)
Dec. 1	at Illinois
Dec. 4	RICHMOND
Dec. 13	at Temple
Dec. 15	ELON
Dec. 18	TEXAS
Dec. 22	at New Mexico
Dec. 30	NORTH CAROLINA A&T
Jan. 5	at Virginia
Jan. 8	at Clemson
Jan. 11	MARYLAND
Jan. 15	NORTH CAROLINA
Jan. 18	at Florida State
Jan. 22	at Cincinnati
Jan. 27	at Georgia Tech
Jan. 29	MIAMI
Feb. 2	DUKE
Feb. 5	at Virginia Tech
Feb. 10	NC STATE
Feb. 12	FLORIDA STATE
Feb. 15	at Miami
Feb. 20	at Duke
Feb. 23	LONGWOOD
Feb. 27	VIRGINIA
Mar. 2	GEORGIA TECH
Mar. 6	at NC State

2003-04 RESULTS

85-76	W	vs. Memphis (MSG)
97-55	W	ELON
86-61	W	at Yale
100-67	W	INDIANA
81-66	W	RICHMOND
78-66	W	at SMU
119-114	W	at North Carolina (3OT)
91-67	W	NORTH CAROLINA A&T
70-61	W	NEW MEXICO
86-47	W	BROWN
78-63	W	CLEMSON
81-94	L	at Texas
72-84	L	at Duke
66-73	L	GEORGIA TECH
70-75	L	at Florida State
93-85	W	MARYLAND
91-78	W	VIRGINIA
68-73	L	at NC State
73-39	L	NORTH CAROLINA
82-67	W	at Clemson
91-85	W	CINCINNATI
90-84	W	DUKE
80-76	W	at Georgia Tech
90-87	W	FLORIDA STATE (OT)
91-83	W	at Maryland
82-84	L	at Virginia
70-81	L	NC STATE
86-87	L	vs. Maryland (ACC)
79-78	W	vs. VCU (NCAA)
84-80	W	vs. Manhattan (NCAA)
80-84	L	vs. St. Joseph's (NCAA)



OPPONENTS



Maryland

Tuesday, Feb. 8, 2005, College Park, Md.
Saturday, March 5, 2005, Blacksburg Va.

GENERAL INFORMATION

LOCATION: College Park, Md. 20742
ENROLLMENT: 35,329
PRESIDENT: Dr. C.D. Mote Jr.
ATHLETICS DIRECTOR: Deborah A. Yow
NICKNAME: Terrapins, Terps
COLORS: Red, White, Black & Gold
HOME COURT (CAPACITY): Comcast Center (17,950)
CONFERENCE: Atlantic Coast Conference

COACHES/TEAM

HEAD COACH: Gary Williams (Maryland/1968)
RECORD AT SCHOOL: 315-165 (15 seasons)
OVERALL RECORD: 522-293 (26 seasons)
ASSISTANTS: Dave Dickerson (Maryland/1990),
Mike Lonergan (Catholic/1988), Keith Booth (Maryland/2003)
BASKETBALL OFFICE PHONE: (301) 314-7029
BEST TIME TO REACH COACH: Contact SID
2003-04 RECORD [overall, conference (finish)]: 20-12, 7-9 [6th]
LETTERWINNERS RETURNING/LOST: 11/1
STARTERS RETURNING/LOST: 4/1
TOP RETURNING LETTERWINNERS: John Gilchrist (G, Jr.),
Nik Caner-Medley (F, Jr.), Chris McCray (G, Jr.)
TOP NEWCOMERS: James Gist (F, Fr.), Sterling Ledbetter (G, Jr.)

MEDIA INFORMATION

SPORTS INFORMATION BASKETBALL CONTACT: Mark Fratto
OFFICE PHONE: (301) 314-8052; **E-MAIL:** fratto@umd.edu
FAX PHONE: (301) 314-9094
HOME PHONE: (240) 417-5763
PRESS ROW PHONE: (301) 314-8624
WEB SITE: www.umterps.com

2004-05 SCHEDULE

Nov. 19	JACKSON STATE
Nov. 23	MERCER
Nov. 26	vs. Memphis (Springfield, Mass.)
Nov. 30	at Wisconsin
Dec. 4	vs. George Mason (MCI Center)
Dec. 5	BB&T Classic
Dec. 12	UNC ASHEVILLE
Dec. 19	FLORIDA STATE
Dec. 23	AMERICAN
Dec. 28	LIBERTY
Jan. 4	MOUNT ST. MARY'S
Jan. 8	at North Carolina
Jan. 11	at Wake Forest
Jan. 15	TEMPLE
Jan. 10	VIRGINIA
Jan. 23	NC STATE
Jan. 26	at Duke
Jan. 30	GEORGIA TECH
Feb. 1	at Clemson
Feb. 5	at Miami
Feb. 8	VIRGINIA TECH
Feb. 12	DUKE
Feb. 16	at NC State
Feb. 19	at Virginia
Feb. 22	CLEMSON
Feb. 27	NORTH CAROLINA
Mar. 5	at Virginia Tech

2003-04 RESULTS

79-48	W	AMERICAN
79-64	W	GEORGE MASON
87-72	W	HOFSTRA
73-67	W	WISCONSIN (ACC/B10)
68-82	L	vs. Gonzaga
77-78	L	vs. West Virginia (OT)
69-68	W	at Florida
96-72	W	PEPPERDINE
85-58	W	UNC GREENSBORO
75-79	L	at Florida State
89-56	W	MOUNT ST. MARY'S
87-38	W	MD.-EASTERN SHORE
90-84	W	NORTH CAROLINA
71-81	L	at Georgia Tech
60-68	L	DUKE
65-52	W	at Clemson
85-93	L	at Wake Forest
69-81	L	NC STATE
71-57	W	at Virginia
73-62	W	FLORIDA STATE
86-97	L	at North Carolina
64-75	L	GEORGIA TECH
63-86	L	at Duke
70-49	W	CLEMSON
83-91	L	WAKE FOREST
70-69	W	at NC State
70-61	W	VIRGINIA
87-86	W	vs. Wake Forest (ACC)
85-82	W	vs. NC State (ACC)
95-87	W	vs. Duke (ACC) (OT)
86-83	W	vs. UTEP (NCAA)
70-72	L	vs. Syracuse (NCAA)



Gary Williams



John Gilchrist



2005 ACC Basketball Tournament

Thursday, March 10-Sunday, March 13
MCI Center, Washington, D.C.

THURSDAY, MARCH 10	TV	TIME
Game 1 (#8 vs. #9)	RJ	noon
Game 2 (#7 vs. #10)	RJ	2:30 p.m.
Game 3 (#6 vs. #11)	ESPN	7 p.m.
FRIDAY, MARCH 11	TV	TIME
Game 4 (#1 vs. #8/9 winner)	RJ/ESPN2	noon
Game 5 (#4 vs. #5)	RJ/ESPN2	2:30 p.m.
Game 6 (#2 vs. #7/10 winner)	RJ/ESPN2	7 p.m.
Game 7 (#3 vs. #6/11 winner)	RJ/ESPN2	9:30 p.m.
SATURDAY, MARCH 12	TV	TIME
Game 8 (Winners of Game 4/5)	RJ/ESPN	1:30 p.m.
Game 9 (Winners of Game 6/7)	RJ/ESPN	4 p.m.
SUNDAY, MARCH 13	TV	TIME
ACC Championship Game	RJ/ESPN	1 p.m.



Virginia Tech and Maryland meet for the first time since the 1990-91 season.



OPPONENTS

TRAVEL PLANS

Nov. 28 – at William & Mary
(Williamsburg, Va.)
Williamsburg Marriott at Kingsmill –
(757) 220-2500

Dec. 2 – at VMI (Lexington, Va.)
No hotel, day trip

Dec. 8 – at St. John's (Jamaica, N.Y.)
New York LaGuardia Airport Marriott –
(718) 565-8900

Dec. 30 – vs. Mississippi State (Sugar Bowl
Basketball Classic, New Orleans, La.)
New Orleans Hilton Riverside –
(504) 561-0500

Jan. 8 – at Florida State (Tallahassee, Fla.)
DoubleTree Tallahassee – (850) 224-5000

Jan. 22 – at Georgia Tech (Atlanta, Ga.)
Atlanta Marriott Marquis – (404) 521-0000

Jan. 30 – at Duke (Durham, N.C.)
Washington Duke Inn and Golf Club –
(919) 490-0999

Feb. 2 – at Miami (Coral Gables, Fla.)
Omni Colonnade – (305) 441-2600

Feb. 8 – at Maryland (College Park, Md.)
Greenbelt Marriott – (301) 441-3700

Feb. 12 – at Virginia (Charlottesville, Va.)
Omni Charlottesville - (434) 971-5500

Feb. 26 – at NC State (Raleigh, N.C.)
Raleigh Marriott Crabtree Valley –
(919) 781-7000

March 1 – at Clemson (Clemson, S.C.)
James F. Martin Inn – (864) 654-9020

March 10-13 – ACC Tournament
(Washington, D.C.)
Wyndham City Center – (202) 775-0800



Tech will travel to New Orleans for the first time since Bill Foster recorded his 500th career victory in a game against Wright State in the Crescent City in 1995.



The Hokies travel to VMI this season for the first time since 1999.



YEAR-BY-YEAR VS. 2004-05 OPPONENTS

Loyola (4-0)

1967	hW	100- 65
1967	hW	92- 54
1970	hW	102- 69
1971	hW	72- 70

UMES (3-0)

1982	hW	88- 62
1983	hW	99- 71
1984	hW	91- 46

William & Mary (74-41)

1917	hW	39- 10
1923	hW	30- 29
1930	hW	44- 32
1935	hW	30- 24
1935	aL	26- 42
1936	hL	28- 36
1936	aL	36- 42
1937	hW	36- 29
1937	aW	38- 30
1938	hW	29- 25
1938	aW	41- 31
1939	hL	33- 46
1939	aL	30- 57
1940	aL	33- 38
1940	hL	29- 49
1941	hL	51- 54
1941	aL	50- 52
1942	hL	29- 34
1942	aW	45- 39
1943	hW	49- 34
1943	aL	25- 55
1944	hW	46- 22
1944	aW	58- 29
1945	aL	30- 41
1946	hW	51- 45
1947	aL	41- 50
1947	hW	56- 52
1948	hW	59- 41
1948	aL	42- 46
1949	hW	54- 52
1949	aL	47- 62
1950	aL	50- 64
1950	hW	60- 47
1951	aL	67- 73
1951	hW	82- 77
1952	aL	79- 85
1952	hL	76- 86
1953	aL	74- 91
1953	hW	75- 74
1954	aL	66- 82
1954	hL	52- 66
1955	nL	67- 82
1955	hL	69- 75
1955	aL	73-105
1956	aL	57- 66
1956	hL	74- 79
1957	aL	70- 72
1957	hW	94- 83
1957	nW	64- 56

1958	aW	87- 75
1958	hW	72- 68
1958	nL	61- 79
1959	aL	58- 59
1959	hW	74- 68
1960	aW	(OT) 92- 91
1960	hW	86- 66
1961	aL	60- 74
1961	hW	85- 67
1962	aW	63- 49
1962	hW	104- 65
1963	hW	(OT) 77- 71
1963	aL	63- 78
1963	nW	74- 72
1964	aW	73- 66
1964	hW	(2OT) 90- 86
1965	aW	89- 75
1965	hW	76- 57
1965	nL	59- 70
1966	hW	95- 63
1966	aW	76- 69
1967	aW	96- 69
1967	hW	(OT) 84- 79
1968	hW	90- 70
1968	aW	(OT) 78- 72
1969	nW	83- 72
1969	aW	75- 60
1969	hW	77- 46
1970	hW	76- 65
1970	nL	79- 84
1970	aW	92- 72
1971	nW	88- 78
1971	aW	74- 62
1971	hW	91- 63
1972	hW	87- 65
1972	aW	90- 69
1973	aW	98- 77
1973	hW	127- 92
1974	hW	80- 61
1974	aW	72- 54
1975	aL	69- 76
1975	hW	101- 75
1976	hW	105- 79
1976	aW	50- 48
1978	hW	84- 59
1979	aW	55- 49
1981	hL	43- 51
1981	aL	(3OT) 46- 48
1981	hW	76- 60
1982	aL	51- 66
1983	hW	85- 79
1988	hW	96- 75
1989	aW	76- 53
1990	hW	66- 64
1991	aL	60- 66
1993	hW	70- 66
1994	aW	95- 79
1994	hW	77- 53
1995	aW	71- 66
1997	hW	71- 46
1997	aW	66- 64



JMU will travel to Cassell Coliseum on Dec. 11.

1998	hW	59- 50
1999	aW	59- 57
2000	hL	46- 48
2002	aL	52- 60
2003	hW	80- 54

Chattanooga (0-1)

2000	aL	70- 84
------	----	--------

VMI (85-42)

1909	aL	9- 15
1910	aW	37- 14
1911	aW	35- 18
1913	aL	16- 33
1914	nW	27- 16
1915	nW	22- 21
1916	hL	19- 25
1917	aW	37- 22
1918	aW	31- 26
1918	hW	29- 22
1919	nL	19- 31
1919	hW	37- 20
1919	nW	30- 24
1920	aL	25- 31
1920	hW	23- 14
1920	nL	26- 28
1921	aL	21- 45
1921	hL	11- 26

1921	nL	25- 27
1922	aL	20- 30
1922	nW	26- 25
1922	hW	27- 19
1923	aW	22- 19
1923	nW	42- 16
1923	hL	20- 21
1924	aL	11- 22
1924	nL	15- 20
1925	aL	29- 30
1925	hW	27- 18
1926	hW	20- 18
1926	aL	19- 26
1927	aW	33- 30
1927	hW	26- 20
1928	hL	11- 29
1928	aL	22- 35
1929	aL	19- 42
1929	hW	33- 23
1930	hW	39- 35
1930	aL	21- 43
1931	hW	28- 27
1931	aL	30- 31
1932	aW	25- 18
1932	hW	23- 18
1933	aW	38- 34
1933	hW	27- 15
1934	hW	22- 19



1934	aL	26- 43
1935	aL	25- 40
1935	hW	25- 24
1936	hW	31- 26
1936	aL	36- 38
1937	aL	22- 30
1937	hW	32- 31
1938	hW	28- 25
1938	aL	23- 29
1939	aL	36- 54
1939	hL	30- 43
1940	hW	40- 32
1940	aL	35- 50
1941	aL	52- 60
1941	hL	31- 33
1942	hW	28- 26
1942	aL	42- 43
1943	aL	33- 43
1943	hL	38- 42
1944	aW	46- 20
1944	hW	39- 17
1945	hW	42- 23
1945	aW	57- 34
1946	hW	58- 28
1946	hW	48- 24
1947	aW	53- 52
1947	hW	47- 41
1948	aW	50- 39
1948	hW	59- 51
1949	hW	66- 53
1949	aW	59- 48
1950	aW	73- 41
1950	hW	78- 58
1951	hW	85- 60
1951	aL	76- 79
1952	aW	73- 54
1952	hL	53- 56
1953	hW	83- 67
1953	aL	64- 90
1954	aL	78- 82
1954	hL	63- 64
1955	aL	74- 76
1955	hW	78- 70
1956	aW	64- 56
1956	hW	95- 56
1957	hW	80- 42
1957	aW	82- 70
1958	aW	86- 63
1958	hW	99- 82
1959	aL	78- 81
1959	hW	118- 60
1960	aW	(OT) 95- 93
1960	hW	100- 71
1961	hW	78- 63
1961	aW	86- 85
1962	aW	97- 75
1962	hW	85- 71
1962	nW	70- 66
1963	hW	74- 70
1963	aW	77- 66
1972	nL	56- 57

1974	hW	62- 51
1975	aW	96- 64
1978	nW	79- 66
1982	hW	101- 76
1983	aW	72- 54
1983	hW	122- 61
1986	aW	88- 73
1987	hW	99- 68
1989	nW	(OT) 90- 83
1990	hW	79- 77
1993	hW	75- 44
1993	hW	82- 59
1994	hW	110- 75
1995	hW	99- 67
1997	hL	65- 73
1999	aW	65- 46
2000	hW	92- 68
2001	hW	74- 73

2002	hW	71- 66
2003	hW	80- 56

St. John's (4-5)

1914	aW	16- 15
1950	aL	52- 84
2001	aL	64- 89
2001	hW	65- 59
2002	hL	63- 72
2002	aL	63- 73
2003	hL	59- 62
2003	aW	71- 54
2004	hW	54- 53


James Madison (8-4)

1978	hW	77- 60
1980	hW	66- 40
1984	nW	47- 37

1985	hW	74- 65
1986	aW	73- 65
1986	hL	67- 70
1986	nL	70- 84
1987	aW	91- 74
1988	hW	103- 84
1989	aL	88-102
1990	hW	91- 89
1990	nL	58- 73

North Carolina (10-53)

1912	hW	37- 28
1913	aL	9- 29
1916	nW	44- 27
1917	aL	23- 31
1917	hW	30- 22
1919	hW	28- 22
1919	nW	32- 14
1925	nL	13- 42
1927	aL	32- 36
1929	aL	27- 33
1930	hL	21- 30
1930	aL	23- 41
1931	aW	31- 28
1931	hL	24- 30
1932	aL	26- 38
1932	hL	20- 31
1933	aL	26- 58
1933	nL	25- 32
1934	hL	14- 31
1934	aL	21- 42
1935	hL	9- 29
1935	aL	13- 29
1936	hL	21- 40
1936	hL	26- 34
1937	hL	26- 38
1937	aL	25- 41
1938	hL	32- 38
1939	aW	36- 35
1940	nL	25- 46
1941	aL	35- 60
1943	hL	35- 38
1944	aL	29- 42
1944	nL	24- 39
1945	hL	30- 55
1945	aL	28- 60
1946	hL	40- 48
1946	aL	42- 63
1947	aL	51- 57
1948	hL	31- 39
1948	aL	36- 68
1948	nL	40- 61
1949	hL	48- 56
1949	aL	59- 78
1950	hW	62- 48
1950	aL	53- 66
1964	aW	(2OT) 90- 88
1966	aW	81- 75
1967	aL	78-110
1968	aL	76- 89
1968	hL	70- 80



The Hokies and Florida State were conference foes in the old Metro Conference.



YEAR-BY-YEAR VS. 2004-05 OPPONENTS

1969	aL	77- 99
1970	aL	70- 98
1972	aL	60- 93
1973	nL	82- 96
1974	nL	78- 83
1975	hL	75- 87
1976	aL	75- 88
1977	nL	77- 81
1978	nL	88-101
1979	nL	(OT) 80- 92
1992	nL	62- 78
1995	nL	76- 87
1997	nL	57- 78

Western Michigan (0-3)

1976	nL	(OT) 67- 77
2001	hL	51- 55
2002	aL	54- 75

Morgan State (4-0)

1985	hW	98- 66
1992	hW	87- 76
2002	hW	71- 64
2003	hW	76- 66

Mississippi State (6-1)

1959	nW	82- 61
1962	hW	82- 65
1963	aW	93- 77
1964	hW	104- 75
1965	hW	79- 59
1980	aL	61- 68
1981	hW	73- 53

Florida State (15-19)

1968	hW	77- 74
1970	aL	73- 83
1973	hW	91- 82
1974	aL	80- 65
1979	nW	68- 60
1980	aW	79- 77
1980	hW	78- 76
1981	hW	(OT) 80- 70
1981	aL	76- 80
1982	hL	65- 69
1982	aW	77- 76
1983	hW	70- 69
1983	aL	78- 82
1984	aL	57- 58
1984	hL	79- 93
1985	hW	85- 71
1985	aW	87- 75
1985	nL	93- 97
1986	hW	86- 73
1986	aW	92- 84
1986	nL	76- 77
1987	hW	82- 79
1987	aL	78-107
1988	hW	88- 87
1988	aL	79- 92
1989	hL	97-100

1989	aL	97-117
1990	hL	63- 67
1990	aW	84- 74
1991	hL	60- 71
1991	aL	79- 91
2001	aL	49- 78
2003	aL	69- 76

Bethune-Cookman

First meeting

Clemson (8-5)

1925	aW	27- 13
1936	hL	44- 46
1965	hW	72- 62
1966	aW	90- 87
1967	hL	68- 70
1968	aW	101- 78
1969	hW	86- 75
1970	aL	79- 87
1971	hW	76- 66
1971	aL	53- 56
1972	aL	73- 85
1972	hW	48- 44
1995	hW	62- 54

N.C. State (9-28)

1915	aW	31- 19
1915	hW	32- 19
1916	hW	29- 16
1917	aW	27- 18
1920	nW	42- 17
1921	nW	43- 12
1922	hW	32- 20
1927	aL	24- 29
1930	hL	17- 31
1930	aL	18- 41
1931	aL	18- 22
1932	aL	17- 33
1932	hL	18- 22
1933	aL	18- 46
1933	nL	25- 45
1934	aL	30- 45
1935	aL	17- 29
1935	hL	21- 40
1936	aL	28- 44
1936	hL	44- 46
1937	hL	24- 36
1937	aL	29- 38
1939	aL	35- 52
1941	hW	54- 35
1942	aL	43- 54
1943	aL	40- 43
1950	aL	56- 81
1950	nL	42- 67
1951	aL	66-114
1954	aL	62- 91
1954	nL	51- 96
1970	hL	63- 78
1971	aL	87- 94
1978	nL	68- 83



Virginia Tech and NC State will meet for the 38th and 39th times this season.

1979	nL	88- 97
1983	nW	89- 65

Georgia Tech (4-1)

1921	hW	31- 15
1957	aW	70- 59
1962	nL	(OT) 72- 73
1979	nW	67- 62
1984	hW	77- 74

1930	hW	34- 31
1931	hW	28- 21
1931	aL	25- 35
1932	hL	24- 35
1932	aL	22- 26
1933	nL	30- 36
1935	hL	24- 29
1935	aL	31- 54
1936	aL	26- 30
1937	nW	29- 28
1937	nL	22- 40
1938	aL	38- 43
1938	hW	35- 32
1939	aL	16- 45
1939	hL	25- 39
1940	hL	25- 34
1940	aL	27- 42
1941	nL	35- 49
1941	hL	39- 40
1942	nW	42- 25
1942	hL	36- 58
1943	nW	62- 46
1944	nL	55- 63
1945	hL	34- 44
1946	aL	29- 57



1947	hL	52- 58
1948	aW	54- 49
1948	hW	57- 43
1949	hW	52- 50
1949	aW	66- 64
1950	aW	63- 50
1950	hW	78- 64
1951	aW	60- 59
1951	hW	93- 62
1952	hW	90- 62
1952	aL	59- 74
1953	aL	95-108
1953	hL	85- 87
1954	nL	81- 97
1954	hL	73- 95
1954	aL	69- 78
1955	hL	59-107
1955	aW	78- 72
1955	nL	85-103
1956	aL	66- 71
1956	hW	76- 64
1957	hW	70- 56
1958	aL	66- 80
1959	hW	85- 73
1960	aW	80- 72
1961	hW	105- 70
1962	aW	92- 59
1963	hW	71- 63
1963	aW	75- 73
1964	hW	62- 60
1964	aW	78- 62
1965	hW	73- 56
1966	aL	65- 79
1967	hW	76- 60
1968	aW	84- 82
1969	nW	85- 74
1969	hW	68- 64

1970	aL	71- 81
1971	nL	59- 68
1971	hW	93- 74
1972	aL	85-107
1973	hW	87- 83
1974	aL	70- 84
1975	hW	74- 73
1976	nW	91- 69
1976	aL	(2OT) 75- 79
1977	nW	65- 60
1977	nL	50- 55
1977	nW	71- 61
1978	nL	62- 66
1978	nL	68- 76
1979	nL	78- 93
1979	nL	72- 78
1980	nL	58- 65
1981	nL	51- 64
1982	nL	66- 80
1983	nL	64- 74
1984	nL	64- 74
1984	nW	56- 54
1985	nL	59- 67
1985	nW	84- 66
1987	nL	73- 91
1988	nW	66- 64
1989	nL	(OT) 106-113
1990	nL	59- 77
1991	nL	61- 86
1992	nL	(2OT) 57- 61
1993	nW	59- 53
1994	nL	61- 70
1995	nL	62- 63
1995	nW	72- 64
1997	nL	57- 58
1998	nL	55- 69
1999	nL	55- 64
2000	nL	(OT) 66- 71
2000	hL	48- 64
2001	aL	61- 69
2003	hW	73- 55
2003	aL	65- 80

Duke (4-30)

1912	hL	32- 37
1913	aL	16- 23
1915	hW	29- 19
1921	hW	21- 18
1922	hL	33- 34
1926	aL	18- 31
1927	hL	31- 34
1928	aL	27- 44
1933	hL	25- 31
1934	hL	15- 45
1934	aL	25- 32
1935	hL	19- 27
1936	aL	20- 40
1938	aL	35- 46
1942	aL	50- 67
1943	aL	70- 78
1946	nL	38- 44

1947	aL	40- 52
1947	aL	45- 52
1948	hW	56- 46
1949	aL	52- 65
1951	nL	61- 64
1953	aL	45- 82
1954	nL	53-107
1964	nL	63- 98
1965	nL	79-112
1966	nW	85- 71
1967	nL	66- 74
1968	nL	76- 87
1969	nL	(2OT) 63- 66
1970	aL	75-104
1972	nL	73- 83
1976	nL	72- 79
1978	nL	79- 86

Miami (1-6)

2001	hW	85- 74
2001	aL	61- 86
2002	hL	68- 77
2002	aL	77- 83
2003	aL	65- 85
2003	hL	71- 79
2004	hL	59- 65

Wake Forest (20-24)

1912	hW	45- 15
1912	aW	21- 19
1913	aL	12- 41
1913	aL	16- 39
1914	hW	29- 24
1916	hW	30- 28
1917	aL	24- 26
1917	hW	31- 12
1918	hW	46- 16
1919	hW	31- 18
1919	hL	13- 14
1921	hW	29- 19
1924	hL	10- 37
1925	hL	32- 47
1931	aL	17- 39
1932	hW	27- 26
1954	aL	55- 82
1961	aL	84-100
1962	hW	87- 81
1963	aL	63- 76
1964	hW	77- 72
1964	aL	82- 85
1965	aL	74- 76
1966	hW	110- 85
1966	aW	90- 83
1967	aL	75- 78
1967	hW	82- 70
1968	hW	71- 67
1969	aL	71- 79
1970	hW	94- 78
1971	aL	81- 92
1972	hW	70- 60
1973	aW	71- 67



Wake Forest visits Cassell Coliseum for the first time since 1998.

1974	hL	58- 64
1975	aL	72- 90
1976	hW	102- 95
1977	aW	98- 97
1978	hL	74- 88
1983	nL	(OT) 80- 88
1986	nF	76- 68
1997	aL	44- 61
1998	hL	47- 52

Maryland (4-23)

1926	hL	17- 19
1926	aL	14- 30
1928	hL	20- 29
1928	aL	10- 30
1929	hW	39- 29
1930	aL	27- 44
1930	hL	23- 34
1931	aL	16- 33
1932	hL	16- 51
1933	hL	20- 40
1933	aL	21- 37
1934	hL	24- 29
1934	aL	32- 34
1938	aL	35- 42
1940	aL	41- 49
1941	aW	48- 39
1947	hL	49- 57
1947	aL	42- 55
1948	aL	51- 60
1949	hW	63- 57
1951	aW	66- 57
1953	aL	46- 65
1953	hL	56- 70
1953	aL	52- 60
1954	hL	41- 54
1990	aL	80- 89
1991	hL	67- 82



Tech defeated Georgia Tech in the first round of the 1984 NIT.



2005 NCAA TOURNAMENT

FIRST/SECOND ROUNDS

Thursday and Saturday, March 17 and 19

Taco Bell Arena
Boise, Idaho
Host: Boise State University

CSU Convocation Center
Cleveland, Ohio
Host: Cleveland State University

RCA Dome
Indianapolis, Ind.
Host: Butler University/Horizon League

McKale Center
Tucson, Ariz.
Host: University of Arizona

Friday and Sunday, March 18 and 20

Charlotte Coliseum
Charlotte, N.C.
Host: Davidson College

Gaylord Entertainment Center
Nashville, Tenn.
Host: Ohio Valley Conference

Ford Center
Oklahoma City, Okla.
Host: Big 12 Conference

Centrum Centre
Worcester, Mass.
Host: College of the Holy Cross

Friday and Sunday, March 25 and 27

Austin Regional
Frank Erwin Center
Austin, Texas
Host: University of Texas at Austin

Syracuse Regional
Carrier Dome
Syracuse, N.Y.
Host: Syracuse University

REGIONALS

Thursday and Saturday, March 24 and 26

Chicago Regional
Allstate Arena
Chicago, Ill.
Host: DePaul University

Albuquerque Regional
University Arena
Albuquerque, N.M.
Host: University of New Mexico

FINAL FOUR

Saturday and Monday, April 2 and 4

Tentative tip-off times are 5:07 p.m. and
8:18 p.m. Central Time
Edward Jones Dome
St. Louis, Mo.
Host: Missouri Valley Conference





→ 4 4 0 0 0 0 0 0 0 0 0 0



INDIVIDUAL RECORDS

GAMES

Season

Appeared In: 35, by 10 players

Started: 35, by eight players

Career

Appeared In: 129, Perry Young, 1981-85

Started: 126, Dell Curry, 1982-86; Bobby Beecher, 1982-86

Consecutive Starts: 123, Ace Custis, 1993-97

MINUTES PLAYED

Game

Overall: 55, Randy Minix vs. West Virginia, 1-26-72; Dale Solomon vs.

William & Mary, 1-21-81; Dell Curry vs. West Virginia, 2-2-83

Season

Overall: 1,297, Shawn Good and Damon Watlington, 1994-95

(35 games)

Highest Average: 38.6, Jay Purcell, 1991-92 (28 games)

Career

Overall: 4,275, Dell Curry, 1982-86

Highest Average: 35.1, Dale Solomon, 1978-82



Ace Custis made 123 consecutive starts for the Hokies.

POINTS

Game

Overall: 52, Allan Bristow vs. Geo. Washington, 2-21-73

Home Court: 52, Allan Bristow vs. Geo. Washington, 2-21-73

Opponent's Court: 41, Chris Smith at VMI, 1-19-60; Dell Curry at Cincinnati, 1-18-86

Neutral Court: 43, Bimbo Coles vs. Virginia, at Richmond Col., 1-25-89

Losing Effort: 43, Bimbo Coles vs. Virginia, 1-25-89

NCAA Tournament: 29, Glen Combs vs. Indiana, 3-17-67

NIT: 29, Allan Bristow vs. Alabama, 3-24-73; Perry Young vs. South Alabama, 3-18-84

Season

Overall: 785, Bimbo Coles, 1989-90 (31 games)

Highest Average (overall): 26.6, Bimbo Coles, 1988-89 (27 games)

Double-Figure Games: 34, Dell Curry, 1983-84 (35 games)

**30-Point Games:* 9, Bimbo Coles, 1988-89

40-Point Games: 2, Bimbo Coles, 1988-89

50-Point Games: 1, Allan Bristow, 1972-73; Bimbo Coles, 1987-88

Career

Overall: 2,484, Bimbo Coles, 1986-90

Highest Average: 23.1, Allan Bristow, 1970-73

Double-Figure Games: 115, Dell Curry, 1982-86

Consecutive Double-Figure Games: 78, Allan Bristow, 1970-73

**30-Point Games:* 21, Bimbo Coles, 1986-90

40-Point Games: 3, Bimbo Coles, 1986-90

50-Point Games: 1, Allan Bristow, 1970-73; Bimbo Coles, 1986-90

**Games of 40 points or more are not included in these totals.*

CAREER SCORING LEADERS

Player	Yrs. Played	Pts.	Avg.
Bimbo Coles	1986-90	2484	21.6
Dell Curry	1982-86	2389	18.9
Dale Solomon	1978-82	2136	18.4
Perry Young	1981-85	1899	14.7
Allan Bristow	1970-73	1804	23.1
Bob Ayersman	1957-61	1782	20.5
Ace Custis	1993-97	1706	13.7
Wally Lancaster	1986-89	1696	20.7
Bryant Matthews	2000-04	1656	14.8
Bill Matthews	1952-56	1652	16.5
Chris Smith	1957-61	1635	18.6
Bobby Beecher	1982-86	1548	12.2
Howard Pardue	1961-64	1445	20.0
Shawn Smith	1992-96	1440	12.1
Glen Combs	1965-68	1361	17.9
Les Henson	1976-80	1334	11.5
Duke Thorpe	1973-77	1294	12.2
Bucky Keller	1959-62	1292	18.2
Keith Colbert	1982-86	1290	10.6
Wayne Robinson	1976-80	1283	11.2
Sumner Tilson	1948-51	1256	16.5
Loyd King	1968-71	1248	17.1
Damon Watlington	1992-96	1224	10.4
Jeff Schneider	1978-82	1178	10.2
Rolan Roberts	1997-00	1169	13.6
Dick Sayre	1947-51	1165	11.8
Brian Chase	1999-03	1115	11.0
Jay Purcell	1990-94	1075	9.5
Marshall Ashford	1975-79	1058	9.4
Russell Davis	1974-76	1052	19.5
Chris Ellis	1966-69	1050	14.1
Craig Lieder	1971-74	1034	13.6
Shawn Good	1992-96	1008	8.5



*New records of returning players in **bold**.*

FIELD GOALS

Game

Made: 22, Allan Bristow vs. Geo. Washington, 2-21-73
Attempted: 36 (made 19), Bill Matthews vs. The Citadel, 2-23-56;
(made 17), Loyd King vs. N.C. State, 12-12-70
Percentage (min. 10 attempts): 1.000, Russell Davis, 15-15, vs.
Vermont, 12-31-74
3-PT Made: 7, Wally Lancaster vs. San Francisco St., 1-3-87 and
Richmond, 2-15-88
3-PT Attempted: 20 (made 6), Wally Lancaster vs. Marquette, 2-20-88
3-PT Percentage (min. 7 attempts): 1.000, Wally Lancaster, 7-7,
vs. San Francisco St., 1-3-87

Season

Made: 305, Dell Curry, 1985-86 (30 games)
Attempted: 693, Bimbo Coles, 1989-90 (31 games)
Percentage: .669, Duke Thorpe, 168 of 251, 1975-76
3-PT Made: 106, Wally Lancaster, 1987-88 (29 games)
3-PT Attempted: 302, Wally Lancaster, 1987-88
3-PT Percentage: .467, Wally Lancaster, 78 of 167, 1986-87

Career

Made: 1,021, Dell Curry, 1982-86
Attempted: 2,029, Bimbo Coles, 1986-90
Percentage: .604, Duke Thorpe, 529 of 876, 1973-77
3-PT Made: 257, Wally Lancaster, 1986-89
3-PT Attempted: 694, Wally Lancaster, 1986-89
3-PT Percentage: .409, Brian Chase, 239 of 584, 1999-03
Consecutive Games with 3-PT Made: 73, Wally Lancaster, 1986-89



*Terry Penn made a school-record 20 free throws
in a 1957 game against The Citadel.*

FREE THROWS

Game

Made: 20, Terry Penn vs. The Citadel, 1-10-57
Attempted: 27 (made 18), Bimbo Coles vs. So. Mississippi, 2-6-88
Percentage (min. 10 attempts): 1.000, Rod Wheeler, 18 of 18 vs.
Richmond, 12-28-90
Consecutive FTs Made: 18, Terry Penn vs. The Citadel, 1-10-57;
Rod Wheeler vs. Richmond, 12-28-90

Season

Made: 200, Bimbo Coles, 1987-88 (29 games)
Attempted: 297, Bill Matthews, 1953-54 (27 games)
Percentage: .916, Phil Thieneman, 98 of 107, 1976-77

Career

Made: 593, Bimbo Coles, 1986-90
Attempted: 793, Bimbo Coles, 1986-90
Percentage: .842, Phil Thieneman, 139 of 165, 1973-77

REBOUNDS

Game

Overall: 36, Chris Smith vs. Washington & Lee, 1-9-59
NCAA Tournament: 19, Ken Talley vs. Toledo, 3-11-67
NIT: 18, Ace Custis vs. New Mexico St., 3-22-95

Season

Overall: 495, Chris Smith, 1959-60 (26 games)
Highest Average: 20.4, Chris Smith, 1958-59 (21 games)

Career

Overall: 1,508, Chris Smith, 1957-61
Highest Average: 17.1, Chris Smith, 1957-61

ASSISTS

Game

Overall: 12, Dave Sensibaugh vs. Oregon, 12-19-75; Bimbo Coles vs.
Missouri, 12-16-87; Troy Manns vs. St. Bonaventure, 1-2-97
NCAA Tournament: 8, Troy Manns vs. Kentucky, 3-16-96
NIT: 8, Dell Curry vs. William & Mary, 3-17-83

Season

Overall: 192, Dave Sensibaugh, 1975-76 (28 games)
Highest Average (overall): 6.9, Dave Sensibaugh, 1975-76

Career

Overall: 547, Bimbo Coles, 1986-90
Highest Average: 4.8, Bimbo Coles, 1986-90



*Tech's all-time rebound leader Chris Smith helped
the 1958-59 team post a school-record 57.4
rebounds per game.*



STEALS

Game

Overall: 8, Dell Curry vs. Louisville, 1-14-84; Rod Wheeler vs. VCU, 12-11-90; Jamon Gordon vs. William & Mary, 12-23-03

Season

Overall: 89, Dell Curry, 1983-84 (35 games)
Highest Average (overall): 2.6, Dell Curry, 1985-86 (30 games)

Career

Overall: 295, Dell Curry, 1982-86
Highest Average: 2.3, Dell Curry, 1982-86

BLOCKED SHOTS

Game

Overall: 9, Roy Brow vs. James Madison, 12-6-86 & Baptist College, 12-12-87

Season

Overall: 100, by Roy Brow, 1987-88 (28 games)

Career

Overall: 251, Roy Brow, 1984-88
Highest Average: 2.4, Roy Brow, 1984-88

FOULS

Season

Committed: 117, Bobby Beecher, 1983-84 (35 games)
Disqualifications: 9, shared by four players

Career

Committed: 414, Bobby Beecher, 1982-86
Disqualifications: 27, Keith Colbert, 1982-86

TURNOVERS

Game

Overall: 11, Bimbo Coles vs. Creighton, 12-30-89

Season

Overall: 113, Dell Curry, 1983-84 (35 games)

Career

Overall: 388, Dell Curry, 1982-86



Roy Brow (54, above) holds the all-time blocked shots mark.



Dell Curry (above) played a school-record 4,275 minutes in his Virginia Tech career.



Dave Sensibaugh (12) had a school-record 192 assists in the 1975-76 season.



INDIVIDUAL RECORDS

GAMES

Season

Appeared In: 35, by 10 players

Started: 35, by eight players

Career

Appeared In: 129, Perry Young, 1981-85

Started: 126, Dell Curry, 1982-86; Bobby Beecher, 1982-86

Consecutive Starts: 123, Ace Custis, 1993-97

MINUTES PLAYED

Game

Overall: 55, Randy Minix vs. West Virginia, 1-26-72; Dale Solomon vs.

William & Mary, 1-21-81; Dell Curry vs. West Virginia, 2-2-83

Season

Overall: 1,297, Shawn Good and Damon Watlington, 1994-95

(35 games)

Highest Average: 38.6, Jay Purcell, 1991-92 (28 games)

Career

Overall: 4,275, Dell Curry, 1982-86

Highest Average: 35.1, Dale Solomon, 1978-82



Ace Custis made 123 consecutive starts for the Hokies.

POINTS

Game

Overall: 52, Allan Bristow vs. Geo. Washington, 2-21-73

Home Court: 52, Allan Bristow vs. Geo. Washington, 2-21-73

Opponent's Court: 41, Chris Smith at VMI, 1-19-60; Dell Curry at Cincinnati, 1-18-86

Neutral Court: 43, Bimbo Coles vs. Virginia, at Richmond Col., 1-25-89

Losing Effort: 43, Bimbo Coles vs. Virginia, 1-25-89

NCAA Tournament: 29, Glen Combs vs. Indiana, 3-17-67

NIT: 29, Allan Bristow vs. Alabama, 3-24-73; Perry Young vs. South Alabama, 3-18-84

Season

Overall: 785, Bimbo Coles, 1989-90 (31 games)

Highest Average (overall): 26.6, Bimbo Coles, 1988-89 (27 games)

Double-Figure Games: 34, Dell Curry, 1983-84 (35 games)

**30-Point Games:* 9, Bimbo Coles, 1988-89

40-Point Games: 2, Bimbo Coles, 1988-89

50-Point Games: 1, Allan Bristow, 1972-73; Bimbo Coles, 1987-88

Career

Overall: 2,484, Bimbo Coles, 1986-90

Highest Average: 23.1, Allan Bristow, 1970-73

Double-Figure Games: 115, Dell Curry, 1982-86

Consecutive Double-Figure Games: 78, Allan Bristow, 1970-73

**30-Point Games:* 21, Bimbo Coles, 1986-90

40-Point Games: 3, Bimbo Coles, 1986-90

50-Point Games: 1, Allan Bristow, 1970-73; Bimbo Coles, 1986-90

**Games of 40 points or more are not included in these totals.*

CAREER SCORING LEADERS

Player	Yrs. Played	Pts.	Avg.
Bimbo Coles	1986-90	2484	21.6
Dell Curry	1982-86	2389	18.9
Dale Solomon	1978-82	2136	18.4
Perry Young	1981-85	1899	14.7
Allan Bristow	1970-73	1804	23.1
Bob Ayersman	1957-61	1782	20.5
Ace Custis	1993-97	1706	13.7
Wally Lancaster	1986-89	1696	20.7
Bryant Matthews	2000-04	1656	14.8
Bill Matthews	1952-56	1652	16.5
Chris Smith	1957-61	1635	18.6
Bobby Beecher	1982-86	1548	12.2
Howard Pardue	1961-64	1445	20.0
Shawn Smith	1992-96	1440	12.1
Glen Combs	1965-68	1361	17.9
Les Henson	1976-80	1334	11.5
Duke Thorpe	1973-77	1294	12.2
Bucky Keller	1959-62	1292	18.2
Keith Colbert	1982-86	1290	10.6
Wayne Robinson	1976-80	1283	11.2
Sumner Tilson	1948-51	1256	16.5
Loyd King	1968-71	1248	17.1
Damon Watlington	1992-96	1224	10.4
Jeff Schneider	1978-82	1178	10.2
Rolan Roberts	1997-00	1169	13.6
Dick Sayre	1947-51	1165	11.8
Brian Chase	1999-03	1115	11.0
Jay Purcell	1990-94	1075	9.5
Marshall Ashford	1975-79	1058	9.4
Russell Davis	1974-76	1052	19.5
Chris Ellis	1966-69	1050	14.1
Craig Lieder	1971-74	1034	13.6
Shawn Good	1992-96	1008	8.5



*New records of returning players in **bold**.*

FIELD GOALS

Game

Made: 22, Allan Bristow vs. Geo. Washington, 2-21-73
Attempted: 36 (made 19), Bill Matthews vs. The Citadel, 2-23-56;
(made 17), Loyd King vs. N.C. State, 12-12-70
Percentage (min. 10 attempts): 1.000, Russell Davis, 15-15, vs.
Vermont, 12-31-74
3-PT Made: 7, Wally Lancaster vs. San Francisco St., 1-3-87 and
Richmond, 2-15-88
3-PT Attempted: 20 (made 6), Wally Lancaster vs. Marquette, 2-20-88
3-PT Percentage (min. 7 attempts): 1.000, Wally Lancaster, 7-7,
vs. San Francisco St., 1-3-87

Season

Made: 305, Dell Curry, 1985-86 (30 games)
Attempted: 693, Bimbo Coles, 1989-90 (31 games)
Percentage: .669, Duke Thorpe, 168 of 251, 1975-76
3-PT Made: 106, Wally Lancaster, 1987-88 (29 games)
3-PT Attempted: 302, Wally Lancaster, 1987-88
3-PT Percentage: .467, Wally Lancaster, 78 of 167, 1986-87

Career

Made: 1,021, Dell Curry, 1982-86
Attempted: 2,029, Bimbo Coles, 1986-90
Percentage: .604, Duke Thorpe, 529 of 876, 1973-77
3-PT Made: 257, Wally Lancaster, 1986-89
3-PT Attempted: 694, Wally Lancaster, 1986-89
3-PT Percentage: .409, Brian Chase, 239 of 584, 1999-03
Consecutive Games with 3-PT Made: 73, Wally Lancaster, 1986-89



*Terry Penn made a school-record 20 free throws
in a 1957 game against The Citadel.*

FREE THROWS

Game

Made: 20, Terry Penn vs. The Citadel, 1-10-57
Attempted: 27 (made 18), Bimbo Coles vs. So. Mississippi, 2-6-88
Percentage (min. 10 attempts): 1.000, Rod Wheeler, 18 of 18 vs.
Richmond, 12-28-90
Consecutive FTs Made: 18, Terry Penn vs. The Citadel, 1-10-57;
Rod Wheeler vs. Richmond, 12-28-90

Season

Made: 200, Bimbo Coles, 1987-88 (29 games)
Attempted: 297, Bill Matthews, 1953-54 (27 games)
Percentage: .916, Phil Thieneman, 98 of 107, 1976-77

Career

Made: 593, Bimbo Coles, 1986-90
Attempted: 793, Bimbo Coles, 1986-90
Percentage: .842, Phil Thieneman, 139 of 165, 1973-77

REBOUNDS

Game

Overall: 36, Chris Smith vs. Washington & Lee, 1-9-59
NCAA Tournament: 19, Ken Talley vs. Toledo, 3-11-67
NIT: 18, Ace Custis vs. New Mexico St., 3-22-95

Season

Overall: 495, Chris Smith, 1959-60 (26 games)
Highest Average: 20.4, Chris Smith, 1958-59 (21 games)

Career

Overall: 1,508, Chris Smith, 1957-61
Highest Average: 17.1, Chris Smith, 1957-61

ASSISTS

Game

Overall: 12, Dave Sensibaugh vs. Oregon, 12-19-75; Bimbo Coles vs.
Missouri, 12-16-87; Troy Manns vs. St. Bonaventure, 1-2-97
NCAA Tournament: 8, Troy Manns vs. Kentucky, 3-16-96
NIT: 8, Dell Curry vs. William & Mary, 3-17-83

Season

Overall: 192, Dave Sensibaugh, 1975-76 (28 games)
Highest Average (overall): 6.9, Dave Sensibaugh, 1975-76

Career

Overall: 547, Bimbo Coles, 1986-90
Highest Average: 4.8, Bimbo Coles, 1986-90



*Tech's all-time rebound leader Chris Smith helped
the 1958-59 team post a school-record 57.4
rebounds per game.*



STEALS

Game

Overall: 8, Dell Curry vs. Louisville, 1-14-84; Rod Wheeler vs. VCU, 12-11-90; Jamon Gordon vs. William & Mary, 12-23-03

Season

Overall: 89, Dell Curry, 1983-84 (35 games)
Highest Average (overall): 2.6, Dell Curry, 1985-86 (30 games)

Career

Overall: 295, Dell Curry, 1982-86
Highest Average: 2.3, Dell Curry, 1982-86

BLOCKED SHOTS

Game

Overall: 9, Roy Brow vs. James Madison, 12-6-86 & Baptist College, 12-12-87

Season

Overall: 100, by Roy Brow, 1987-88 (28 games)

Career

Overall: 251, Roy Brow, 1984-88
Highest Average: 2.4, Roy Brow, 1984-88

FOULS

Season

Committed: 117, Bobby Beecher, 1983-84 (35 games)
Disqualifications: 9, shared by four players

Career

Committed: 414, Bobby Beecher, 1982-86
Disqualifications: 27, Keith Colbert, 1982-86

TURNOVERS

Game

Overall: 11, Bimbo Coles vs. Creighton, 12-30-89

Season

Overall: 113, Dell Curry, 1983-84 (35 games)

Career

Overall: 388, Dell Curry, 1982-86



Roy Brow (54, above) holds the all-time blocked shots mark.



Dell Curry (above) played a school-record 4,275 minutes in his Virginia Tech career.



Dave Sensibaugh (12) had a school-record 192 assists in the 1975-76 season.



RECORDS BY CLASS



Bobby Beecher played in a school freshman record 34 games in the 1982-83 season.



Bimbo Coles holds Virginia Tech class records for all four of his years with the Hokies.

	Freshman	Sophomore	Junior	Senior
<i>Points</i>	534 Dale Solomon, 1978-79	702 Bimbo Coles, 1987-88	717 Bimbo Coles, 1988-89	785 Bimbo Coles, 1989-90
<i>Scoring Average</i>	20.7 Bob Ayersman, 1957-58	26.5 Bob Ayersman, 1958-59	26.6 Bimbo Coles, 1988-89	25.3 Bimbo Coles, 1989-90
<i>FG Made</i>	205 Dale Solomon, 1978-79	293 Dell Curry, 1983-84	249 Bimbo Coles, 1988-89	305 Dell Curry, 1985-86
<i>FG Attempted</i>	417 Dell Curry, 1982-83	561 Dell Curry, 1983-84	561 Wally Lancaster, 1987-88	693 Bimbo Coles, 1989-90
<i>FG Percentage</i>	.570 Bobby Beecher, 1982-83	.564 Dale Solomon, 1979-80	.669 Duke Thorpe, 1975-76	.603 Duke Thorpe, 1976-77
<i>FT Made</i>	124 Dale Solomon, 1978-79	200 Bimbo Coles, 1987-88	167 Dale Solomon, 1980-81	169 Bucky Keller, 1961-62
<i>FT Attempted</i>	163 Dale Solomon, 1978-79	297 Bill Matthews, 1953-54	240 Perry Young, 1983-84	214 Bimbo Coles, 1989-90
<i>FT Percentage</i>	.913 Bobby Beecher, 1982-83	.844 Paul Long, 1963-64	.852 Dale Solomon, 1980-81	.916 Phil Thieneman, 1976-77
<i>Rebounds</i>	255 Ace Custis, 1993-94	429 Chris Smith, 1958-59	495 Chris Smith, 1959-60	362 Chris Smith, 1960-61
<i>Rebound Average</i>	11.7 Chris Smith, 1957-58	20.4 Chris Smith, 1958-59	19.0 Chris Smith, 1959-60	16.5 Chris Smith, 1960-61
<i>Fouls</i>	110 Bobby Beecher, 1982-83	117 Bobby Beecher, 1983-84	111 Les Henson, 1978-79	102 Bryant Matthews, 2003-04
<i>Disqualifications</i>	5 by four players	9 Wayne Robinson, 1977-78	9 Charlie Lipscomb, 1970-71 Tic Price, 1977-78	9 Dan Wetzel, 1968-69
<i>Assists</i>	112 Bimbo Coles, 1986-87	172 Bimbo Coles, 1987-88	141 Bimbo Coles, 1988-89	192 Dave Sensibaugh, 1975-76
<i>Blocked Shots</i>	60 Rolan Roberts, 1997-98	58 Dennis Mims, 1999-00	86 Roy Brow, 1986-87	100 Roy Brow, 1987-88
<i>Steals</i>	58 Dell Curry, 1982-83	89 Dell Curry, 1983-84	69 Dell Curry, 1984-85	79 Dell Curry, 1985-86
<i>Games Played</i>	34 Bobby Beecher, 1982-83	35 by three players	35 by six players	34 Reggie Steppe, 1982-83
<i>Minutes Played</i>	1024 Dell Curry, 1982-83	1254 Ace Custis, 1994-95	1297 Damon Watlington, 1994-95 Shawn Good, 1994-95	1166 Bimbo Coles, 1989-90



YEAR-BY-YEAR LEADERS

POINTS

Season	Name, Position	Pts.
1956-57	Abe Coates, C	354
1957-58	Bob Ayersman, F	393
1958-59	Bob Ayersman, F	556
1959-60	Chris Smith, C	577
1960-61	Chris Smith, C	438
1961-62	Bucky Keller, G	543
1962-63	Howard Pardue, F	446
1963-64	Howard Pardue, F	472
1964-65	John Wetzel, F	330
1965-66	John Wetzel, F	445
1966-67	Glen Combs, G	577
1967-68	Glen Combs, G	522
1968-69	Chris Ellis, G	514
1969-70	Loyd King, G	430
1970-71	Loyd King, G	532
1971-72	Allan Bristow, F	650
1972-73	Allan Bristow, C	644
1973-74	Craig Lieder, F	444
1974-75	Russell Davis, F	490
1975-76	Russell Davis, F	562
1976-77	Duke Thorpe, F	453
1977-78	Ron Bell, G	441
1978-79	Dale Solomon, C	534
1979-80	Dale Solomon, F	485
1980-81	Dale Solomon, C	589
1981-82	Dale Solomon, C	528
1982-83	Perry Young, F	548
1983-84	Dell Curry, G	674
1984-85	Perry Young, F	536
1985-86	Dell Curry, G	722
1986-87	Wally Lancaster, G	462
1987-88	Bimbo Coles, G	702
1988-89	Bimbo Coles, G	717
1989-90	Bimbo Coles, G	*785
1990-91	Antony Moses, G-F	465
1991-92	Thomas Elliott, F	337
1992-93	Thomas Elliott, F	321
1993-94	Jay Purcell, G	372
1994-95	Shawn Smith, F	560
1995-96	Ace Custis, F	390
1996-97	Ace Custis, F	456
1997-98	Rolan Roberts, F	366
1998-99	Eddie Lucas, G	418
1999-00	Dennis Mims, F	412
2000-01	Brian Chase, G	297
2001-02	Brian Chase, G	317
2002-03	Bryant Matthews, F	503
2003-04	Bryant Matthews, F	641

SCORING AVERAGE

Season	Name, Position	Avg.
1956-57	Abe Coates, C	16.1
1957-58	Bob Ayersman, F	20.7
1958-59	Bob Ayersman, F	26.5
1959-60	Chris Smith, C	22.2
1960-61	Chris Smith, C	19.9
1961-62	Bucky Keller, G	21.7
1962-63	Howard Pardue, F	18.6
1963-64	Howard Pardue, F	20.5
1964-65	John Wetzel, F	14.3

1965-66	John Wetzel, F	18.5
1966-67	Glen Combs, G	21.3
1967-68	Glen Combs, G	20.9
1968-69	Chris Ellis, G	19.7
1969-70	Loyd King, G	19.3
1970-71	Loyd King, G	21.3
1971-72	Allan Bristow, F	25.0
1972-73	Allan Bristow, C	23.9
1973-74	Craig Lieder, F	17.8
1974-75	Russell Davis, F	18.8
1975-76	Russell Davis, F	20.1
1976-77	Duke Thorpe, F	15.6
1977-78	Ron Bell, G	16.3
1978-79	Dale Solomon, C	17.8
1979-80	Dale Solomon, F	16.7
1980-81	Dale Solomon, C	21.0
1981-82	Dale Solomon, C	18.2
1982-83	Perry Young, F	16.1
1983-84	Dell Curry, G	19.3
1984-85	Perry Young, F	18.5
1985-86	Dell Curry, G	24.1
1986-87	Wally Lancaster, G	17.1
1987-88	Bimbo Coles, G	24.2
1988-89	Bimbo Coles, G	*26.6
1989-90	Bimbo Coles, G	25.3
1990-91	Antony Moses, G-F	16.0
1991-92	Thomas Elliott, F	12.0
1992-93	Thomas Elliott, F	11.9
1993-94	Jay Purcell, G	13.3
1994-95	Shawn Smith, F	16.0
1995-96	Ace Custis, F	13.4
1996-97	Ace Custis, F	14.7
1997-98	Rolan Roberts, F	13.6
1998-99	Eddie Lucas, G	14.9
1999-00	Dennis Mims, F	14.2
2000-01	Brian Chase, G	12.9
2001-02	Carlos Dixon, G-F	12.2
2002-03	Bryant Matthews, F	17.3
2003-04	Bryant Matthews, F	22.1

FIELD GOALS MADE

Season	Name, Position	FGs
1956-57	Abe Coates, C	113
1957-58	Bob Ayersman, F	146
1958-59	Bob Ayersman, F	204
1959-60	Chris Smith, C	209
1960-61	Chris Smith, C	169
1961-62	Howard Pardue, F	220
1962-63	Howard Pardue, F	190
1963-64	Howard Pardue, F	195
1964-65	John Wetzel, F	135
1965-66	John Wetzel, F	161
1966-67	Glen Combs, G	240
1967-68	Glen Combs, G	221
1968-69	Chris Ellis, G	217
1969-70	Loyd King, G	170
1970-71	Loyd King, G	204
1971-72	Allan Bristow, F	246
1972-73	Allan Bristow, C	261
1973-74	Craig Lieder, F	168
1974-75	Russell Davis, F	189
1975-76	Russell Davis, F	209



Dale Solomon is the last player to lead Virginia Tech in scoring four straight seasons.



Brian Chase led the Hokies in scoring each of the first two seasons in the BIG EAST.



Forward Perry Young led the Hokies in many statistical categories during the 1980s.



Shawn Smith led the Hokies in free throws made from 1994-96.

1976-77	Duke Thorpe, F	178	1988-89	Eric Sanders, C	.488
1977-78	Ron Bell, G	178	1989-90	David Herbster, C	.481
1978-79	Dale Solomon, C	205	1990-91	Thomas Elliott, F	.505
1979-80	Dale Solomon, F	194	1991-92	Erik Wilson, C	.474
1980-81	Dale Solomon, C	211	1992-93	Shawn Smith, C	.486
1981-82	Dale Solomon, C	215	1993-94	Ace Custis, F	.523
1982-83	Perry Young, F	213	1994-95	Shawn Good, G	.537
1983-84	Dell Curry, G	293	1995-96	Ace Custis, F	.506
1984-85	Dell Curry, G	225	1996-97	Keefe Matthews, C	.468
1985-86	Dell Curry, G	*305	1997-98	Rolan Roberts, F	.534
1986-87	Wally Lancaster, G	166	1998-99	Rolan Roberts, F	.472
1987-88	Bimbo Coles, G	241	1999-00	Dennis Mims, F	.526
1988-89	Bimbo Coles, G	249	2000-01	Mibindo Dongo, F	.556
1989-90	Bimbo Coles, G	280	2001-02	Terry Taylor, C	.534
1990-91	Antony Moses, G-F	179	2002-03	Terry Taylor, C	.529
1991-92	Thomas Elliott, F	124	2003-04	Bryant Matthews, F	.473
1992-93	Thomas Elliott, F	112		Coleman Collins, F	.473
1993-94	Ace Custis, F	127			
1994-95	Ace Custis, F	215			
1995-96	Ace Custis, F	155			
1996-97	Ace Custis, F	163			
1997-98	Rolan Roberts, F	143			
1998-99	Rolan Roberts, F	151			
1999-00	Dennis Mims, F	160			
2000-01	Carlos Dixon, G	97			
2001-02	Terry Taylor, C	110			
2002-03	Bryant Matthews, F	178			
2003-04	Bryant Matthews, F	219			

FIELD GOAL PERCENTAGE

Season	Name, Position	FG%	Season	Name, Position	FTs
1956-57	Larry Hemmings, F	.410	1956-57	Abe Coates, C	128
1957-58	Chris Smith, C	.515	1957-58	Bob Ayersman, F	101
1958-59	Chris Smith, C	.502	1958-59	Bob Ayersman, F	148
1959-60	Chris Smith, C	.487	1959-60	Chris Smith, C	159
1960-61	Chris Smith, C	.506	1960-61	Bob Ayersman, F	105
1961-62	Frank Alvis, G	.500	1961-62	Bucky Keller, G	169
1962-63	Frank Alvis, G	.481	1962-63	Berry Benfield, C	85
1963-64	John Wetzel, F	.481	1963-64	Paul Long, G	87
1964-65	John Wetzel, F	.521	1964-65	John Wetzel, F	64
1965-66	Ted Ware, F	.522	1965-66	John Wetzel, F	123
1966-67	Ted Ware, C	.556	1966-67	Glen Combs, G	96
1967-68	Glen Combs, G	.501	1967-68	Wayne Mallard, G	90
1968-69	Dan Wetzel, C	.467	1968-69	Dan Wetzel, C	82
1969-70	Loyd King, G	.455	1969-70	Loyd King, G	90
1970-71	Charlie Lipscomb, C	.490	1970-71	Allan Bristow, F	140
1971-72	Randy Minix, G	.514	1971-72	Allan Bristow, F	158
1972-73	Craig Lieder, F	.530	1972-73	Allan Bristow, C	122
1973-74	Duke Thorpe, F	.543	1973-74	Craig Lieder, F	107
1974-75	Duke Thorpe, F	.546	1974-75	Russell Davis, F	112
1975-76	Duke Thorpe, F	*.657	1975-76	Russell Davis, F	144
1976-77	Duke Thorpe, F	.603	1976-77	Phil Thieneman, F	98
1977-78	Tic Price, F	.529	1977-78	Ron Bell, G	85
1978-79	Dale Solomon, C	.566	1978-79	Dale Solomon, C	124
1979-80	Dale Solomon, F	.564	1979-80	Wayne Robinson, C	114
1980-81	Dale Solomon, C	.549	1980-81	Dale Solomon, C	167
1981-82	Dale Solomon, C	.592	1981-82	Dale Solomon, C	98
1982-83	Bobby Beecher, C	.570	1982-83	Perry Young, F	122
1983-84	Perry Young, F	.570	1983-84	Perry Young, F	162
1984-85	Al Young, G	.538	1984-85	Perry Young, F	122
1985-86	Dell Curry, G	.529	1985-86	Dell Curry, G	112
1986-87	Roy Brow, C	.515	1986-87	Bimbo Coles, G	78
1987-88	Greg Brink, F-C	.537	1987-88	Bimbo Coles, G	*200
			1988-89	Bimbo Coles, G	157
			1989-90	Bimbo Coles, G	158
			1990-91	Rod Wheeler, G	109
			1991-92	Thomas Elliott, F	60
			1992-93	Thomas Elliott, F	86
			1993-94	Shawn Smith, F	80
			1994-95	Shawn Smith, F	137
			1995-96	Shawn Smith, F	100
			1996-97	Ace Custis, F	119
			1997-98	Rolan Roberts, F	74
			1998-99	Rolan Roberts, F	83



1999-00	Dennis Mims, F	92
2000-01	Bryant Matthews, F	64
2001-02	Terry Taylor, C	91
2002-03	Terry Taylor, C	110
2003-04	Bryant Matthews	172

FREE THROW PERCENTAGE

Season	Name, Position	FT%
1956-57	Dave Kuhn, F	.790
1957-58	Earl Gilbert, G	.760
1958-59	Bob Ayersman, F	.755
1959-60	Lewis Mills, G	.784
1960-61	Lee Melear, G	.823
1961-62	Bucky Keller, G	.820
1962-63	Howard Pardue, F	.825
1963-64	Howard Pardue, F	.872
1964-65	Mickey McDade, G	.756
1965-66	John Wetzel, F	.866
1966-67	Glen Combs, G	.800
1967-68	Wayne Mallard, G	.818
1968-69	Chris Ellis, G	.816
1969-70	Tom Trice, F	.754
1970-71	Loyd King, G	.825
1971-72	Craig Lieder, F	.776
1972-73	Craig Lieder, F	.817
1973-74	Craig Lieder, F	.823
1974-75	Russell Davis, F	.836
1975-76	Russell Davis, F	.778
1976-77	Phil Thieneman, F	*916
1977-78	Les Henson, F	.727
1978-79	Les Henson, F	.821
1979-80	Wayne Robinson, C	.781
1980-81	Dale Solomon, C	.852
1981-82	Jeff Schneider, G	.810
1982-83	Bobby Beecher, C	.913
1983-84	Bobby Beecher, F	.774
1984-85	Dell Curry, G	.758
1985-86	Bobby Beecher, F	.800
1986-87	Tim Anderson, F	.731
1987-88	Wally Lancaster, G	.742
1988-89	Wally Lancaster, G	.797
1989-90	Rod Wheeler, G	.779
1990-91	Rod Wheeler, G	.826
1991-92	Thomas Elliott, F	.723
1992-93	Jim Jackson, F	.782
1993-94	Jim Jackson, F	.802
1994-95	David Jackson, F	.798
1995-96	Damon Watlington, G	.815
1996-97	Troy Manns, G	.791
1997-98	Brendan Dunlop, G	.767
1998-99	Eddie Lucas, G	.855
1999-00	Brian Chase, G	.756
2000-01	Brian Chase, G	.810
2001-02	Brian Chase, G	.851
2002-03	Dimari Thompkins, F	.711
2003-04	Zabian Dowdell, G	.689


REBOUNDS

Season	Name, Position	Rebs.
1956-57	Abe Coates, C	314
1957-58	Chris Smith, C	222
1958-59	Chris Smith, C	429
1959-60	Chris Smith, C	*495

1960-61	Chris Smith, C	362
1961-62	Howard Pardue, F	265
1962-63	Howard Pardue, F	232
1963-64	Howard Pardue, F	204
1964-65	Bob King, C	190
1965-66	John Wetzel, F	212
1966-67	Ken Talley, C	301
1967-68	Ted Ware, C	230
1968-69	Dan Wetzel, C	224
1969-70	Charlie Lipscomb, C	229
1970-71	Allan Bristow, F	327
1971-72	Allan Bristow, F	348
1972-73	Allan Bristow, C	312
1973-74	Craig Lieder, F	202
1974-75	Kyle McKee, C	221
1975-76	Russell Davis, F	210
1976-77	Duke Thorpe, F	240
1977-78	Wayne Robinson, C	249
1978-79	Wayne Robinson, F	283
1979-80	Wayne Robinson, C	238
1980-81	Calvin Oldham, F	225
1981-82	Calvin Oldham, F	226
1982-83	Bobby Beecher, C	209
1983-84	Perry Young, F	234
1984-85	Perry Young, F	215
1985-86	Bobby Beecher, F	246
1986-87	Tim Anderson, F	249
1987-88	Greg Brink, F-C	212
1988-89	John Rivers, F	216
1989-90	John Rivers, F	216
1990-91	John Rivers, F	251
1991-92	John Rivers, F	220
1992-93	Thomas Elliott, F	186
1993-94	Ace Custis, F	255
1994-95	Ace Custis, F	369
1995-96	Ace Custis, F	275
1996-97	Ace Custis, F	278
1997-98	Rolan Roberts, F	172
1998-99	Rolan Roberts, F	164
1999-00	Dennis Mims, F	220
2000-01	Bryant Matthews, F	136
2001-02	Carlton Carter, F-C	229
2002-03	Bryant Matthews, F	206
2003-04	Bryant Matthews, F	259

REBOUND AVERAGE

Season	Name, Position	Avg.
1956-57	Abe Coates, C	14.3
1957-58	Chris Smith, C	11.7
1958-59	Chris Smith, C	*20.4
1959-60	Chris Smith, C	19.0
1960-61	Chris Smith, C	16.5
1961-62	Howard Pardue, F	10.6
1962-63	Howard Pardue, F	9.7
1963-64	Howard Pardue, F	8.9
1964-65	Bob King, C	8.6
1965-66	John Wetzel, F	8.8
1966-67	Ken Talley, C	11.1
1967-68	Ted Ware, C	9.2
1968-69	Dan Wetzel, C	8.6
1969-70	Charlie Lipscomb, C	10.4
1970-71	Allan Bristow, F	13.1
1971-72	Allan Bristow, F	13.4



Brendan Dunlop led the Hokies in steals for three straight seasons during the late 1990s.



John Rivers led the Hokies in rebounding for all four of his years with the Hokies.



Jimmy Carruth led the Hokies in blocked shots for four consecutive seasons in the early 1990s.



Bimbo Coles is the Hokies' all-time leader in assists, with 547.

1972-73	Allan Bristow, C	11.6
1973-74	Craig Lieder, F	8.1
1974-75	Kyle McKee, C	8.5
1975-76	Russell Davis, F	7.5
1976-77	Duke Thorpe, F	8.3
1977-78	Wayne Robinson, C	9.2
1978-79	Wayne Robinson, F	9.1
1979-80	Wayne Robinson, C	8.2
1980-81	Calvin Oldham, F	8.0
1981-82	Calvin Oldham, F	7.3
1982-83	Bobby Beecher, C	6.1
1983-84	Perry Young, F	6.7
1984-85	Perry Young, F	7.4
1985-86	Bobby Beecher, F	7.9
1986-87	Tim Anderson, F	8.9
1987-88	Greg Brink, F-C	7.3
1988-89	John Rivers, F	7.7
1989-90	John Rivers, F	7.0
1990-91	John Rivers, F	9.0
1991-92	John Rivers, F	8.1
1992-93	Thomas Elliott, F	6.9
1993-94	Ace Custis, F	9.1
1994-95	Ace Custis, F	10.5
1995-96	Ace Custis, F	9.5
1996-97	Ace Custis, F	9.0
1997-98	Rolan Roberts, F	6.4
1998-99	Rolan Roberts, F	5.9
1999-00	Dennis Mims, F	7.6
2000-01	Carlton Carter, C	6.2
2001-02	Carlton Carter, C	8.2
2002-03	Terry Taylor, C	7.3
2003-04	Bryant Matthews, F	8.9

ASSISTS

Season	Name, Position	Asts.
1979-80	Dexter Reid, G	93
1980-81	Jeff Schneider, G	70
1981-82	Jeff Schneider, G	120
1982-83	Al Young, G	138
1983-84	Al Young, G	134
1984-85	Al Young, G	118
1985-86	Dell Curry, G	113
1986-87	Bimbo Coles, G	112
1987-88	Bimbo Coles, G	172
1988-89	Bimbo Coles, G	141
1989-90	Bimbo Coles, G	122
1990-91	Rod Wheeler, G	91
1991-92	Jay Purcell, G	119
1992-93	Jay Purcell, G	101
1993-94	Jay Purcell, G	91
1994-95	Damon Watlington, G	108
	Shawn Good, G	108
1995-96	Shawn Smith, F	81
1996-97	Troy Manns, G	138
1997-98	Jenis Grindstaff, G	94
1998-99	Brendan Dunlop, G	111
1999-00	Brendan Dunlop, G	103
2000-01	Carlos Dixon, G	77
2001-02	Carlos Dixon, G	74
2002-03	Bryant Matthews, F	64
2003-04	Jamon Gordon, G	107

STEALS

Season	Name, Position	Stls.
1979-80	Reggie Steppe, G	33
1980-81	Reggie Steppe, G	58
1981-82	Reggie Steppe, G	63
1982-83	Dell Curry, G	58
1983-84	Dell Curry, G	*89
1984-85	Al Young, G	71
1985-86	Dell Curry, G	79
1986-87	Tim Anderson, F	51
1987-88	Bimbo Coles, G	60
1988-89	Bimbo Coles, G	52
1989-90	Bimbo Coles, G	70
1990-91	Rod Wheeler, G	52
1991-92	Jay Purcell, G	43
1992-93	Jay Purcell, G	41
1993-94	Ace Custis, F	43
1994-95	Shawn Good, G	56
1995-96	Ace Custis, F	50
1996-97	Ace Custis, F	53
1997-98	Brendan Dunlop, G	40
1998-99	Brendan Dunlop, G	38
	Rolan Roberts, F	38
1999-00	Brendan Dunlop, G	43
2000-01	Carlos Dixon, G	47
2001-02	Carlos Dixon, G	38
2002-03	Bryant Matthews, F	48
2003-04	Bryant Matthews, F	72

BLOCKED SHOTS

Season	Name, Position	Blks.
1979-80	Wayne Robinson, C	42
1980-81	Calvin Oldham, C	19
1981-82	Dale Solomon, F	16
1982-83	Bobby Beecher, C	56
1983-84	Bobby Beecher, C	44
1984-85	Roy Brow, C	34
1985-86	Bobby Beecher, C	42
1986-87	Roy Brow, C	86
1987-88	Roy Brow, C	*100
1988-89	Eric Sanders, F	18
1989-90	John Rivers, F	25
1990-91	Jimmy Carruth, C	55
1991-92	Jimmy Carruth, C	42
1992-93	Jimmy Carruth, C	49
1993-94	Jimmy Carruth, C	68
1994-95	Shawn Smith, F	33
1995-96	Ace Custis, F	30
1996-97	Ace Custis, F	22
1997-98	Rolan Roberts, F	60
1998-99	Rolan Roberts, F	57
1999-00	Dennis Mims, F	58
2000-01	Carlton Carter, C	29
2001-02	Carlton Carter, C	45
2002-03	Bryant Matthews, F	34
2003-04	Bryant Matthews, F	24

*Tech record

All players must meet NCAA minimums



TOP TEN — CAREER AND SEASON

POINTS SCORED

Season

1 - Bimbo Coles (1989-90)	785
2 - Dell Curry (1985-86)	722
3 - Bimbo Coles (1988-89)	717
4 - Bimbo Coles (1987-88)	702
5 - Wally Lancaster (1987-88)	679
6 - Dell Curry (1983-84)	674
7 - Allan Bristow (1971-72)	650
8 - Allan Bristow (1972-73)	644
9 - Bryant Matthews (2003-04)	641
10 - Perry Young (1983-84)	640

Career

1 - Bimbo Coles (1986-90)	2484
2 - Dell Curry (1982-86)	2389
3 - Dale Solomon (1978-82)	2136
4 - Perry Young (1981-85)	1899
5 - Allan Bristow (1970-73)	1804
6 - Bob Ayersman (1957-61)	1782
7 - Ace Custis (1993-97)	1706
8 - Wally Lancaster (1986-89)	1696
9 - Bryant Matthews (2000-04)	1656
10 - Bill Matthews (1952-56)	1652

SCORING AVERAGE

Season

1 - Bimbo Coles (1988-89)	26.6
2 - Bob Ayersman (1958-59)	26.5
3 - Bimbo Coles (1989-90)	25.3
4 - Allan Bristow (1971-72)	25.0
5 - Bimbo Coles (1987-88)	24.2
6 - Dell Curry (1985-86)	24.1
7 - Allan Bristow (1972-73)	23.9
8 - Wally Lancaster (1987-88)	23.4
9 - Chris Smith (1959-60)	22.2
10 - Bryant Matthews (2003-04)	22.1

Career

1 - Allan Bristow (1970-73)	23.1
2 - Bimbo Coles (1986-90)	21.6
3 - Wally Lancaster (1986-89)	20.7
4 - Bob Ayersman (1957-61)	20.5
5 - Howard Pardue (1961-64)	20.0
6 - Russell Davis (1974-76)	19.5
7 - Dell Curry (1982-86)	18.9
8 - Chris Smith (1957-61)	18.6
9 - Dale Solomon (1978-82)	18.4
10 - Bucky Keller (1959-62)	18.2

FIELD GOALS MADE

Season

1 - Dell Curry (1985-86)	305
2 - Dell Curry (1983-84)	293
3 - Bimbo Coles (1989-90)	280
4 - Allan Bristow (1972-73)	261
5 - Bimbo Coles (1988-89)	249



Duke Thorpe (left) is the Tech all-time leader in field goal percentage, while Chris Smith is Tech's all-time leader in rebounds and rebound average.

6 - Allan Bristow (1971-72)	246
7 - Bimbo Coles (1987-88)	241
8 - Glen Combs (1966-67)	240
9 - Perry Young (1983-84)	239
Wally Lancaster (1987-88)	239

Career

1 - Dell Curry (1982-86)	1021
2 - Bimbo Coles (1986-90)	871
3 - Dale Solomon (1978-82)	825
4 - Perry Young (1981-85)	722
5 - Allan Bristow (1970-73)	692
6 - Bob Ayersman (1957-61)	660
Ace Custis (1993-97)	660
8 - Bobby Beecher (1982-86)	640
9 - Chris Smith (1957-61)	619
10 - Bill Matthews (1952-56)	606

FIELD GOAL PERCENTAGE

Season

1 - Duke Thorpe (1975-76)	.657
2 - Duke Thorpe (1976-77)	.603
3 - Dale Solomon (1981-82)	.592
4 - Bobby Beecher (1982-83)	.570
Perry Young (1983-84)	.570
6 - Al Young (1983-84)	.568
7 - Dale Solomon (1978-79)	.566
8 - Dale Solomon (1979-80)	.564
9 - Ted Ware (1965-66)	.556
10 - Dale Solomon (1981-82)	.549

Career

1 - Duke Thorpe (1973-77)	.600
2 - Dale Solomon (1978-82)	.567
3 - Al Young (1981-85)	.548
4 - Calvin Oldham (1980-82)	.532
5 - Terry Taylor (2001-03)	.531
6 - Russell Davis (1974-76)	.525
7 - Ted Ware (1965-68)	.524
8 - Wayne Robinson (1976-80)	.517
Les Henson (1976-80)	.517
Perry Young (1981-85)	.517

FREE THROWS MADE

Season

1 - Bimbo Coles (1987-88)	200
2 - Sumner Tilson (1950-51)	191
3 - Bryant Matthews (2003-04)	172
4 - Bucky Keller (1961-62)	169
5 - Dale Solomon (1980-81)	167
6 - Perry Young (1983-84)	162
7 - Chris Smith (1959-60)	159
8 - Allan Bristow (1971-72)	158
Bimbo Coles (1989-90)	158
10 - Bimbo Coles (1988-89)	157

Career

1 - Bimbo Coles (1986-90)	593
2 - Dale Solomon (1978-82)	486
3 - Bob Ayersman (1957-61)	462
4 - Perry Young (1981-85)	455
5 - Bill Matthews (1952-56)	440
6 - Allan Bristow (1970-73)	420
7 - Bryant Matthews (2000-04)	410
8 - Chris Smith (1957-61)	398
9 - Sumner Tilson (1948-51)	386
10 - Shawn Smith (1992-96)	379

FREE THROW PERCENTAGE

Season (Min. 60 attempts)

1 - Phil Thieneman (1976-77)	.916
2 - Bobby Beecher (1982-83)	.913
3 - Howard Pardue (1963-64)	.872
4 - John Wetzel (1965-66)	.866
5 - Eddie Lucas (1998-99)	.855
6 - Dale Solomon (1980-81)	.852
7 - Dell Curry (1982-83)	.850
8 - Paul Long (1963-64)	.844
9 - Russell Davis (1974-75)	.836
10 - Rod Wheeler (1990-91)	.826


Career

1 - Phil Thieneman (1974-77)	.842
2 - Howard Pardue (1961-64)	.827
3 - Eddie Lucas (1997-99)	.817
4 - Craig Lieder (1971-74)	.811
5 - Bobby Beecher (1982-86)	.807
6 - Russell Davis (1974-76)	.803
7 - Brian Chase (2000-03)	.800
8 - John Wetzel (1963-66)	.799
9 - Loyd King (1968-71)	.794
10 - Lee Melear (1960-63)	.789
Dell Curry (1982-86)	.787

REBOUNDS

Season

1 - Chris Smith (1959-60)	495
2 - Bill Matthews (1954-55)	470
3 - Chris Smith (1958-59)	429
4 - Bill Matthews (1955-56)	370



Chris Smith leads Virginia Tech in career rebounds and rebounding average.

5 - Ace Custis (1994-95)	369
6 - Chris Smith (1960-61)	362
7 - Allan Bristow (1971-72)	348
8 - Bill Matthews (1953-54)	327
Allan Bristow (1970-71)	327
10 - Abe Coates (1956-57)	314

Career

1 - Chris Smith (1957-61)	1508
2 - Bill Matthews (1952-56)	1379
3 - Ace Custis (1993-97)	1177
4 - Allan Bristow (1970-73)	987
5 - John Rivers (1988-92)	903
6 - Dale Solomon (1978-82)	856
7 - Wayne Robinson (1976-80)	852
8 - Bobby Beecher (1982-86)	797
9 - Perry Young (1981-85)	779
10 - Duke Thorpe (1973-77)	756

REBOUND AVERAGE

Season

1 - Chris Smith (1958-59)	20.4
2 - Chris Smith (1959-60)	19.0
3 - Bill Matthews (1954-55)	18.8
4 - Chris Smith (1960-61)	16.5
5 - Bill Matthews (1955-56)	14.8
6 - Abe Coates (1956-57)	14.3
7 - Allan Bristow (1971-72)	13.4
8 - Allan Bristow (1970-71)	13.1
9 - Bill Matthews (1953-54)	12.1
10 - Chris Smith (1957-58)	11.7

Career

1 - Chris Smith (1957-61)	17.1
2 - Bill Matthews (1952-56)	13.8
3 - Allan Bristow (1970-73)	12.7
4 - Howard Pardue (1961-64)	9.7
5 - Ace Custis (1993-97)	9.5
6 - Charlie Lipscomb (1969-72)	9.4
7 - Barry Benfield (1961-64)	8.9
8 - Bob Ayersman (1957-61)	8.5
9 - Ted Ware (1965-68)	8.3
10 - John Rivers (1988-92)	7.9

ASSISTS

Season

1 - Bimbo Coles (1987-88)	172
2 - Bimbo Coles (1988-89)	141
3 - Troy Manns (1996-97)	138
4 - Al Young (1982-83)	138
5 - Al Young (1983-84)	134
6 - Dexter Reid (1977-78)	123
7 - Bimbo Coles (1989-90)	122
8 - Jeff Schneider (1981-82)	120
9 - Jay Purcell (1991-92)	119
10 - Al Young (1984-85)	118

Career

1 - Bimbo Coles (1986-90)	547
2 - Al Young (1981-85)	468
3 - Dell Curry (1982-86)	407
4 - Jay Purcell (1990-94)	369
5 - Brendan Dunlap (1996-00)	329
6 - Shawn Good (1993-96)	316
7 - Perry Young (1981-85)	311
8 - Damon Watlington (1993-96)	277
9 - Jeff Schneider (1978-82)	276
10 - Reggie Steppe (1979-83)	274

STEALS

Season

1 - Dell Curry (1983-84)	89
2 - Dell Curry (1985-86)	79
3 - Bryant Matthews (2003-04)	72
4 - Al Young (1984-85)	71
5 - Bimbo Coles (1989-90)	70
6 - Dell Curry (1984-85)	69
7 - Jamon Gordon (2003-04)	66
8 - Reggie Steppe (1981-82)	63
9 - Bimbo Coles (1987-88)	60
10 - Dell Curry (1982-83)	58

Career

1 - Dell Curry (1982-86)	295
2 - Bimbo Coles (1986-90)	216
3 - Al Young (1981-85)	201
4 - Ace Custis (1994-97)	199
5 - Reggie Steppe (1979-83)	197
6 - Bryant Matthews (2000-04)	184

7 - Bobby Beecher (1982-86)	146
8 - Perry Young (1981-85)	143
9 - Shawn Good (1993-96)	141
10 - Jay Purcell (1990-94)	140

BLOCKED SHOTS

Season

1 - Roy Brow (1987-88)	100
2 - Roy Brow (1986-87)	86
3 - Jimmy Carruth (1993-94)	68
4 - Rolan Roberts (1997-98)	60
5 - Rolan Roberts (1998-99)	57
6 - Bobby Beecher (1982-83)	56
7 - Rolan Roberts (1999-2000)	50
8 - Jimmy Carruth (1992-93)	49
9 - Bobby Beecher (1983-84)	44
10 - Wayne Robinson (1977-78)	44

Career

1 - Roy Brow (1984-88)	251
2 - Jimmy Carruth (1990-94)	194
3 - Bobby Beecher (1982-86)	170
4 - Rolan Roberts (1997-00)	167
5 - Wayne Robinson (1976-80)	119
6 - Les Henson (1976-80)	109
7 - John Rivers (1988-92)	108
8 - Dennis Mims (1998-00)	107
9 - Bryant Matthews (2000-04)	98
10 - Ace Custis (1994-97)	90



Bryant Matthews ranks in Tech's career top 10 in several categories.



FOR THE RECORD

TOP TEAM PERFORMANCES VS. TECH

Most Points: 133, So. Mississippi, 2-6-88
Most Points in a Half: 69, West Virginia, 2-20-65
Fewest Points in a Half: 4, Washington & Lee, 1-9-59
Field Goals Attempted: 115, Houston, 3-2-68
Field Goals Made: 53, Houston, 3-2-68; So. Mississippi, 1-16-88
Highest Percentage: .679, St. Bonaventure, 38 of 56, 1-8-77
Highest Percentage (Half): .857 William & Mary, 12 of 14, 2-8-82
Lowest Percentage: .176, Washington & Lee, 9 of 51, 1-9-59
Lowest Percentage (Half): .059, Washington & Lee, 1 of 17, 1-9-59
3-PT Field Goals Attempted: 36, Wisconsin-Milwaukee, 12-8-01
3-PT Field Goals Made: 15, La Salle, 3-1-00
3-PT Percentage (min. 8 attempts): .875, M. Tennessee St., 7 of 8, 11-21-87 (min. 10 attempts): .727, Liberty, 8 of 11, 2-24-92
Free Throws Attempted: 61, N.C. State, 12-12-70
Free Throws Made: 42, N.C. State, 12-12-70
Highest Percentage (min. 10 attempts): .960, St. Bonaventure, 24 of 25, 2-6-80
Lowest Percentage (min. 1 made): .111, James Madison, 1 of 9, 12-28-84
Rebounds: 79, Houston, 3-2-68
Assists: 39, So. Mississippi, 1-16-88
Steals: 19, Tulane, 2-9-91
Blocked Shots: 15, Georgetown, 12-20-88
Turnovers: 37, Buffalo St., 11-25-78; VMI, 12-17-83
Fouls: 36, George Mason, 12-4-91



The Hokies won their final five home games in Cassell Coliseum in the 2003-04 season.

TOP INDIVIDUAL PERFORMANCES VS. TECH

Points: 51, Elvin Hayes of Houston, 3-2-68
Field Goals Attempted: 41, Elvin Hayes of Houston, 3-2-68
Field Goals Made: 23, Elvin Hayes of Houston, 3-2-68
Field Goal Percentage (min. 10 attempts): .917, Chancellor Nichols of James Madison, 11 of 12, 11-28-90

3-PT Field Goals Attempted: 15, John White of So. Mississippi, 2-6-88 and Darius Rice, Miami, 1-10-01
3-PT Field Goals Made: 7, Darius Rice, Miami, 1-10-01
3-PT Percentage (min. 6 attempts): 1.000, Chris Rainey of Middle Tennessee St., 6 of 6, 11-21-87; Donnie Carr of La Salle, 3-1-00
Free Throws Attempted: 20 (made 15), Byron Irving of Missouri, 1-16-89
Free Throws Made: 17, Derrick Chevious of Missouri, 12-16-87
Free Throws Percentage (min. 10 attempts): 1.000, Jimmy Pitts of Georgia, 14 of 14, 1-29-64; Bernard Royster of Old Dominion, 14 of 14, 11-29-86
Rebounds: 31, Mack Isner of West Virginia, 2-14-52
Assists: 15, Steve Williams of Florida, 1-20-73
Steals: 9, Andre Turner of Memphis St., 2-27-86
Blocked Shots: 8, shared by four players
Turnovers: 13, Curt Reppart of VMI, 11-30-74

TOP SCORING PERFORMANCES

TECH				OPPONENT			
Pts.	Player	Where	When	Pts.	Player	Where	When
52	Allan Bristow vs. Geo. Washington	Cassell Coliseum	2-21-73	51	Elvin Hayes of Houston	Houston, Texas	3-2-68
51	Bimbo Coles vs. So. Miss (2OT)	Cassell Coliseum	2-6-88	46	Darrell Floyd of Furman	Greenville, S.C.	12-10-55
47	Bob Ayersman vs. Richmond	War Memorial Hall	2-10-59	44	George Bryant of Eastern Ky.	Richmond, Ky.	1-20-71
46	Bill Matthews vs. The Citadel	War Memorial Hall	2-23-56		Joe Petcavich of Geo. Washington	War Memorial Hall	2-14-55
43	Bimbo Coles vs. Virginia (OT)	Richmond Coliseum	1-25-89	43	Darrell Floyd of Furman	Richmond, Va.	3-1-56
42	Bimbo Coles vs. So. Miss	Cassell Coliseum	2-4-89	42	Derrick Chievious of Missouri	Columbia, Mo.	12-16-87
	Bimbo Coles vs. Rutgers	Honolulu, Hawaii	12-27-90	41	Will Robinson of West Va. (3OT)	Morgantown, W. Va.	1-26-72
41	Chris Smith vs. VMI (OT)	Lexington, Va.	1-19-60		Aaron Stewart of Richmond (2OT)	Richmond, Va.	2-19-73
	Dell Curry vs. Cincinnati (2OT)	Riverfront Coliseum	1-18-86		John White of So. Miss. (2OT)	Cassell Coliseum	2-6-88
40	Dave Kuhn vs. Furman	Greenville, S.C.	12-15-56				
	Loyd King vs. N.C. State (OT)	Raleigh, N.C.	12-12-70				



SERIES RECORDS

Tech Record			First Met	Last Played	Tech at Home	
W	L	ACC TEAMS			W	L
8	5	Clemson	1925	94-95	5	2
4	30	Duke	1912	77-78	3	6
15	19	Florida State	1968	02-03	9	6
4	1	Georgia Tech	1921	83-84	2	0
4	23	Maryland	1926	90-91	2	9
1	6	Miami	2001	03-04	1	3
10	53	North Carolina	1912	97-98	4	15
9	28	North Carolina State	1915	83-84	3	9
45	73	Virginia	1915	03-04	22	14
20	24	Wake Forest	1912	98-99	16	7

OTHERS MET SINCE 1950

1	0	Akron	1975	75-76	1	0
5	9	Alabama	1928	89-90	3	2
4	2	American U.	1938	02-03	1	0
5	1	Appalachian State	1969	82-83	4	1
1	0	Arkansas-Little Rock	1978	77-78	1	0
1	1	Army	1969	76-77	1	0
2	5	Auburn	1920	99-00	2	0
1	0	Augusta	1982	82-83	1	0
1	0	Austin Peay	1974	74-75	0	0
2	0	Baptist College (Charleston)	1976	87-88	2	0
1	1	Baylor	1960	68-69	0	0
2	0	Birmingham Southern	1976	76-77	2	0
2	6	Boston College	1981	03-04	1	2
1	1	Bowling Green	1967	68-69	1	0
0	1	Brigham Young	1967	67-68	0	0
1	0	Brown	1977	77-78	1	0
1	0	Bucknell	1969	69-70	1	0
1	0	Buffalo State	1978	78-79	1	0
1	0	Campbell	1979	79-80	1	0
2	0	Canisius	1978	94-95	1	0
0	1	California	1991	91-92	0	0
1	0	Centenary	1958	58-59	0	0
1	0	Chaminade	1985	85-86	0	0
5	1	Univ. of Charleston	1922	83-84	4	1
1	0	Charleston Baptist	1976	76-77	1	0
18	12	Cincinnati	1979	90-91	10	3
17	2	Citadel	1921	65-66	9	1
1	0	CCNY	1979	78-79	1	0
4	0	Coastal Carolina	1993	98-99	4	0
0	1	Colorado	1996	96-97	0	0
1	6	Connecticut	2001	03-04	1	3
1	0	Coppin St.	1985	85-86	1	0
0	1	Creighton	1989	89-90	0	0
20	19	Davidson	1910	71-72	11	9
8	5	Dayton	1960	99-00	5	0
2	2	Delaware	1920	78-79	0	0
1	0	Delaware State	1994	94-95	1	0
1	1	DePaul	1975	75-76	1	0
7	5	Duquesne	1950	99-00	5	0
12	5	East Carolina	1962	03-04	11	0
13	3	East Tennessee State	1959	00-01	9	1
6	6	Eastern Kentucky	1950	74-75	5	0
11	7	Elon	1914	00-01	10	5
2	0	Fairfield	1973	00-01	0	0
2	0	Fairleigh Dickinson	1975	76-77	2	0
1	0	Mercer	1974	73-74	1	0
1	1	Miami (Ohio)	1979	85-86	0	0
5	4	Florida	1961	91-92	2	0
3	0	Florida Atlantic	1993	94-95	2	0

Tech Record			First Met	Last Played	Tech at Home	
W	L				W	L
1	1	Florida International	1993	93-94	0	1
9	0	Fordham	1982	99-00	4	0
1	0	Fredonia State	1983	82-83	1	0
13	12	Furman	1925	64-65	8	4
1	1	George Mason	1991	91-92	1	0
5	8	Georgetown	1915	03-04	2	2
35	35	George Washington	1921	99-00	23	8
1	4	Georgia	1963	96-97	1	2
5	0	Georgia Southern	1971	96-97	5	0
4	0	Guilford	1913	55-56	3	0
21	10	Hampden-Sydney	1910	51-52	16	5
1	0	Hawaii-Hilo	1996	96-97	0	0
1	1	High Point	1952	00-01	1	0
1	2	Houston	1968	73-74	1	0
1	0	Idaho State	1967	67-68	0	0
0	2	Illinois	1994	96-97	0	0
1	0	Illinois State	1999	99-00	0	0
1	2	Indiana	1967	79-80	0	0
0	1	Indiana State	1979	78-79	0	0
1	0	Iowa State	1984	84-85	0	0
4	1	Jacksonville	1976	86-87	1	0
8	4	James Madison	1978	90-91	5	1
2	0	Johns Hopkins	1980	81-82	2	0
2	0	Kent State	1970	71-72	1	0
1	3	Kentucky	1924	95-96	0	0
5	5	La Salle	1996	99-00	3	1
1	1	Lenoir-Rhyne	1922	54-55	1	0
12	2	Liberty	1979	00-01	7	2
1	0	LSU	1963	63-64	1	0
0	1	Louisiana Tech	1958	58-59	0	0
2	0	Louisiana-Lafayette	1984	99-00	0	0
8	28	Louisville	1979	94-95	3	12
4	0	Loyola of Baltimore	1967	71-72	4	0
1	0	Marietta	1976	76-77	1	0
4	5	Marquette	1976	94-95	1	3
8	9	Marshall	1922	90-91	4	4
3	0	Maryland-Eastern Shore	1982	84-85	3	0
2	5	Massachusetts	1965	99-00	1	3
12	17	Memphis State	1976	90-91	9	4
1	4	Michigan	1974	02-03	0	0





Tech Record			First Met	Last Played	Tech at Home	
W	L				W	L
0	1	Middle Tenn. St.	1987	87-88	0	0
1	1	Mississippi	1979	81-82	0	0
6	1	Mississippi State	1959	81-82	4	0
0	2	Missouri	1987	88-89	0	1
1	0	Montana State	1994	94-95	0	0
1	0	Morehead State	1975	75-76	1	0
4	0	Morgan State	1985	03-04	4	0
2	0	Mount St. Mary's	2000	01-02	1	0
2	3	Navy	1914	63-64	1	0
1	0	Nebraska	1994	94-95	0	0
2	0	New Hampshire	1977	03-04	2	0
2	0	New Mexico	1941	72-73	1	0
1	0	New Mexico State	1994	94-95	1	0
2	0	New Orleans	1979	79-80	1	0
1	1	New York University	1961	67-68	1	0
3	0	North Carolina A&T	1983	85-86	3	0
4	0	UNC Asheville	1989	99-00	3	0
8	6	UNC Charlotte	1988	99-00	4	1
3	0	UNC Greensboro	1993	96-97	3	0
3	0	Northern Illinois	1973	76-77	2	0
1	3	Notre Dame	1973	03-04	0	2
1	0	Ohio Northern	1977	77-78	1	0
4	1	Ohio State	1972	03-04	2	0
6	2	Ohio University	1967	79-80	3	0
1	0	Ohio Wesleyan	1977	77-78	1	0
0	1	Oklahoma	1982	82-83	0	0
1	2	Oklahoma City	1965	75-76	1	0
12	5	Old Dominion	1972	01-02	7	0
1	3	Oral Roberts	1974	77-78	0	2
1	0	Oregon	1975	75-76	0	0
4	0	Penn State	1921	78-79	1	0
3	5	Pittsburgh	1964	03-04	2	2
5	4	Providence	1982	03-04	3	1
2	0	Purdue	1965	66-67	1	0
1	3	Quantico	1946	50-51	1	0
4	1	Radford	1988	03-04	4	1
4	5	Rhode Island	1955	01-02	1	2
0	1	Rice	1962	62-63	0	0
67	38	Richmond	1915	91-92	35	11
1	0	Rider	1984	84-85	1	0
24	10	Roanoke College	1911	51-52	18	3
5	2	Rutgers	1954	03-04	2	0
9	5	St. Bonaventure†	1973	02-03	4	1
0	1	St. Francis (Pa.)	1950	50-51	0	0
4	5	St. John's	1914	03-04	2	2
3	2	St. Joseph's	1996	99-00	3	0
7	0	St. Louis	1978	81-82	3	0
2	0	Samford	1978	78-79	1	0
1	0	San Francisco	1989	89-90	0	0
1	0	San Francisco St.	1987	86-87	1	0
0	3	Seton Hall	1955	03-04	0	1
2	2	Sewanee (U. of South)	1928	75-76	2	2
1	0	South Alabama	1984	83-84	0	0
13	18	South Carolina	1951	97-98	9	3
2	0	South Carolina State	1982	84-85	2	0
4	4	South Florida	1992	94-95	2	1
2	0	Southern California	1985	87-88	1	0
13	17	Southern Mississippi	1983	94-95	8	4
1	0	Southwestern (Tx.)	1973	73-74	0	0
2	3	Syracuse	1975	03-04	1	0
1	0	Spring Hill	1958	58-59	0	0
1	0	Stanford	1972	72-73	0	0
1	0	Tampa	1970	70-71	0	0

Tech Record			First Met	Last Played	Tech at Home	
W	L				W	L
0	9	Temple	1966	99-00	0	2
8	2	Tennessee	1911	94-95	7	1
0	2	Tennessee-Chattanooga	1923	00-01	0	0
1	0	Tennessee-Martin	1997	97-98	1	0
1	0	Tennessee State	1986	86-87	1	0
1	0	Tennessee Tech	1959	59-60	0	0
1	2	Texas A&M	1965	80-81	0	1
1	0	Texas-Arlington	1969	68-69	1	0
2	0	Texas Christian	1994	94-95	1	0
1	0	Texas Tech	1982	82-83	0	0
1	0	Texas Wesleyan	1977	76-77	1	0
5	4	Toledo	1960	02-03	3	0
3	0	Towson	1983	03-04	2	0
18	15	Tulane	1957	94-95	9	3
1	0	Upsala	1978	77-78	1	0
5	2	Vanderbilt	1923	77-78	2	0
1	0	Vermont	1974	74-75	1	0
1	9	Villanova	1968	03-04	1	4
10	10	Virginia Commonwealth	1978	94-95	4	2
85	42	VMI	1909	03-04	50	10
1	0	Washington	1974	74-75	0	0
35	54	Washington & Lee	1909	58-59	19	18
0	1	Weber State	1973	73-74	0	0
29	46	West Virginia	1921	03-04	16	13
2	0	Western Carolina	1992	03-04	2	0
2	1	Western Kentucky	1980	85-86	1	0
0	3	Western Michigan	1976	02-03	0	1
1	0	Wichita	1966	65-66	0	0
74	41	William & Mary	1917	03-04	45	11
1	0	Winthrop	1998	98-99	1	0
1	0	Wisconsin-Green Bay	1996	95-96	0	0
1	1	Wisconsin-Milwaukee	1977	01-02	1	0
1	1	Wofford	1988	02-03	1	1
2	0	Wright State	1995	95-96	0	0
4	8	Xavier	1993	99-00	3	3
0	1	Yale	1967	67-68	0	0

2004-2005 opponents in **bold type**.

† - includes forfeit victory from 2002-03



The Hokies and Virginia will begin home-and-home action in ACC play this season.



†
—
W
—
V
—
O
—
R
—
E



VIRGINIA TECH POSTSEASON HISTORY

Two NIT Championships Highlight Tech's Exciting Postseason Play

Guided by Coach Bill Foster, Virginia Tech basketball hit the jackpot in 1995 and 1996 with a championship run in the National Invitation Tournament and an appearance in the NCAA.

The players and coaches of the 1994-95 team cemented their names in Hokie basketball lore in one of the most dramatic NITs of all time.

Tech won the title, defeating Marquette in overtime, 65-64, on two free throws by Shawn Smith with 0.7 seconds left. Other starters on that great Tech team were Ace Custis, Travis Jackson, Damon Watlington and Shawn Good, and key reserves were David Jackson and Myron Guillory.

Marquette had come from four points behind to take the lead at 64-63 on Anthony Pieper's driving layup with 18.3 seconds left.

That set up the final play for Tech. Smith spun to the basket and took an eight-footer. Golden Eagle Faisal Abraham fouled him on the left elbow and body.

Smith calmly sank the first free throw to tie it. After Marquette called a timeout, Smith made the second.

Fans at Madison Square Garden rushed on the court. Smith ran into the stands to give his father a bear hug. Blacksburg went wild as students and townspeople stormed the downtown area to hail their heroes.

Tech had reached the championship game by defeating Clemson, 62-54; Providence, 91-78; New Mexico State, 64-61; and Canisius, 71-59.



Ace Custis addresses the media following the Hokies' win over Wisconsin-Green Bay in the 1996 NCAA Tournament.



Allan Bristow and the Hokies are swamped by fans upon their return to Blacksburg after winning the NIT in Madison Square Garden in 1973.

That Tech team finished with 25 victories, the most in school history.

The next season, Tech qualified for the NCAA Tournament. Drawing a disappointing ninth seed, Tech was placed in the same bracket with power-packed Kentucky.

The Hokies beat Wisconsin-Green Bay in the first round at Dallas, Texas, 61-48, as Good led the way with 25 points. The Hokies, however, lost in the second round to eventual national champion Kentucky, 84-60.

That Tech team finished with a 23-6 record, one of the best marks in school history.

In all, Tech has made 14 postseason appearances, compiling an overall record of 22-12.

Tech's NIT title in 1995 was the second for the Hokies. Tech also won the crown at Madison Square Garden in 1973 in strikingly similar fashion.

Tech guard Bobby Stevens hit a jumper at the buzzer in overtime to propel the Hokies to a 92-91 victory over the Fighting Irish of Notre Dame and the NIT title. The victory was a highlight of the championship series in which Tech won four games by a total of five points, including a first-round victory over nationally ranked New Mexico, 65-63, on national television.

Tech's first postseason appearance came in 1966, when the Hokies lost to Temple, 88-73, in the NIT's opening round.

A year later, Tech made its first NCAA Tourna-

ment appearance, advancing to the finals of the Mideast Regional with wins against Toledo and Indiana. The Hokies fell just short of the Final Four when they dropped a heart-breaking 71-66 overtime decision to Dayton.

In the 1980 Mideast Regional, Tech made headlines with its amazing first-round comeback victory against homestanding Western Kentucky. The Hokies trailed 48-30 at the half, but rallied to take an 89-85 overtime win. In the second round against Indiana and Isiah Thomas, Tech came close to an upset. The Hokies trailed by only three points with less than five minutes to go, but fell, 68-59.

The Hokies made it back to the NIT in 1982. Tech advanced into the quarterfinals with impressive wins against Fordham and Mississippi before finally losing to Georgia and high-flying All-American Dominique Wilkins.

In 1983, Tech opened NIT play at home against William & Mary, winning 85-79, then lost on the road at South Carolina, 75-68.

Tech also had the good fortune of opening the 1984 NIT at Cassell Coliseum against Georgia Tech of the Atlantic Coast Conference. The Hokies prevailed, 77-74, behind 19-point performances from Dell Curry and Perry Young. A last-second tip-in by point guard Al Young sparked the Hokies to a 68-66 win against South Alabama at Greensboro, N.C.



Bobby Stevens is hoisted to the shoulders of Tech fans after hitting the shot that beat Notre Dame in the 1973 NIT final.



Shawn Smith calmly sank two free throws to tie and then win the NIT title game at Madison Square Garden in 1995.

GAME-BY-GAME IN POSTSEASON

Date	Opponent	Site	Result
3/10/66 (NIT)	Temple	New York, N.Y.	73-88
3/11/67 (NCAA)	Toledo	Lexington, Ky.	82-76
3/17/67	Indiana	Evanston, Ill.	79-70
3/18/67	Dayton	Evanston, Ill.	66-71 (ot)
3/18/73 (NIT)	New Mexico	New York, N.Y.	65-63
3/22/73	Fairfield	New York, N.Y.	77-76
3/24/73	Alabama	New York, N.Y.	74-73
3/25/73	Notre Dame	New York, N.Y.	92-91 (ot)
3/13/76 (NCAA)	Western Michigan	South Bend, Ind.	67-77 (ot)
3/9/77 (NIT)	Georgetown	Blacksburg, Va.	83-79
3/14/77	Alabama	New York, N.Y.	72-79
3/9/79 (NCAA)	Jacksonville	Lawrence, Kan.	70-53
3/11/79	Indiana State	Lawrence, Kan.	69-86
3/7/80 (NCAA)	Western Kentucky	Bowling Green, Ky.	89-85 (ot)
3/9/80	Indiana	Bowling Green, Ky.	59-68
3/12/82 (NIT)	Fordham	Blacksburg, Va.	69-58
3/15/82	Mississippi	Oxford, Miss.	61-50
3/18/82	Georgia	Athens, Ga.	73-90
3/17/83 (NIT)	William & Mary	Blacksburg, Va.	85-79
3/21/83	South Carolina	Columbia, S.C.	68-75
3/15/84 (NIT)	Georgia Tech	Blacksburg, Va.	77-74
3/18/84	South Alabama	Greensboro, N.C.	68-66
3/23/84	Tennessee	Blacksburg, Va.	72-68
3/26/84	Michigan	New York, N.Y.	75-78
3/28/84	Southwestern La.	New York, N.Y.	71-70
3/14/85 (NCAA)	Temple	Hartford, Conn.	57-60
3/13/86 (NCAA)	Villanova	Baton Rouge, La.	62-71
3/17/95 (NIT)	Clemson	Blacksburg, Va.	62-54
3/20/95	Providence	Providence, R.I.	91-78
3/22/95	New Mexico State	Blacksburg, Va.	64-61
3/27/95	Canisius	New York, N.Y.	71-59
3/29/95	Marquette	New York, N.Y.	65-64 (ot)
3/14/96 (NCAA)	Wis.-Green Bay	Dallas, Texas	61-48
3/16/96	Kentucky	Dallas, Texas	60-84
Overall Record In Postseason: 22-12			
NIT: 17-5		NCAA: 5-7	Home: 7-0

The Hokies then returned home where they rode a 27-point outing by Curry to a victory against Tennessee, 72-68.

In the semifinals at Madison Square Garden, it took a last-minute comeback by eventual champion Michigan to beat Tech, 78-75. The Hokies bounced

back two days later to nail down third place with a 71-70 victory over Southwestern Louisiana.

In 1985, the Hokies took a 20-8 regular season record and a second-place Metro Conference finish into the NCAA Tournament. Tech bowed out in the first round, losing 60-57 to Temple.

In 1986, the Hokies were eliminated in the first round of the Metro Tournament. Despite the defeat, they received a bid to the NCAA Tournament behind the strength of their 22-8 record. Tech was defeated in the first round by Villanova, 71-62.



VIRGINIA TECH SPORTS HALL OF FAME

The Virginia Tech Sports Hall of Fame was organized in 1982 to honor persons who have made great contributions to athletics at the university. Since its inception, a total of 116 people have been enshrined, including 19 players who were picked primarily for their contributions in basketball.



CHRIS SMITH

A brilliant basketball center from 1958 through 1961, Smith was one of the nation's leading rebounders three years in a row. He still holds all of Tech's major rebounding records and is regarded by many as the greatest basketball player in school history. Smith is a charter member who was inducted in 1982.




ALLAN BRISTOW

A scrappy forward who paced the Hokies to the National Invitation Tournament championship in 1973. Bristow scored in double figures during every game of his Tech career and still holds the Hokies' single-game scoring mark of 52 points. After 10 years as a player in the NBA, Bristow went into coaching, including a stint as the head coach of the NBA Charlotte Hornets. He is currently the general manager of the New Orleans Hornets. Bristow was inducted in 1984.



JOHN WETZEL

A swingman who was always at his best in the clutch, Wetzel led Tech to its first-ever national postseason tournament in 1966. He enjoyed a 10-year NBA playing career and was in the pro coaching ranks since 1979 until retiring this summer from the Sacramento Kings. Wetzel was inducted in 1985.



HARRY BUSHKAR

A fine scorer and playmaker, Bushkar capped his career by being named All-Southern Conference in 1945-46. He was tabbed Virginia's Player of the Year that season and made the SC All-Tournament Team. Bushkar was captain of the 1944, '45 and '46 Tech teams. He was inducted in 1986.



GEORGE PARRISH

One of Tech's first big-name stars, Parrish earned All-South honors in both basketball and football during a career that extended from 1916 to 1920. Parrish was regarded by many as the best center in southern basketball in 1919 when he scored 320 of the Hokies' 766 points. He was inducted in 1986.



HOWARD PARDUE

One of the greatest shooters in school history, Pardue played on Tech teams in the early 1960s. He finished with a career scoring average of 20 points and was named to the All-Southern Conference team three years in a row and twice was named to the Southern's all-tournament team. He was inducted in 1992.




BUCKY KELLER

A 6-3 swingman who led Tech to glory in the early 1960s, Keller finished his Tech career with an overall scoring average of 18.2 per game. He averaged 15.0 on a 1959-60 team that went 20-6, posted a 17.6 scoring mark in 1960-61 when the Hokies were 15-7 and averaged 21.7 in 1961-62 when Tech finished 19-6. Keller died in 1977. He was inducted into the Hall of Fame in 1993.



BILL MATTHEWS

Matthews had a tremendous impact on Tech athletics in a 35-year career as a basketball player, a coach of three sports and an administrator. A bulky center, he ranks second only to Chris Smith in all-time rebounding for the Hokies. Matthews had a career average of 13.8 rebounds per game and in 1954-55 had a sensational seasonal average of 18.8. He was the Virginia Player of the Year in 1955-56. Matthews was inducted in 1993.



DALE SOLOMON

A dynamic center, Solomon burst on the Virginia Tech basketball scene in a big way during his freshman year in 1978-79. He sparked Tech to its only Metro Conference Tournament championship and was named the tourney's MVP. He went on to become the first player to make All-Metro four years in a row. In 1990, he was chosen on the Metro's decade team of the 1980s. Solomon tallied a career total of 2,136 points and ranks third behind Bimbo Coles and Dell Curry on the Hokies' all-time scoring list. He was inducted in 1994.



EARL (BUS) HALL

The Southern Conference's leading scorer in 1932, Hall was a unanimous choice for the all-conference team that year. Nicknamed "The Princeton Phantom," he was a complete player who excelled as a floor leader, dribbler and passer, as well as a scorer. Hall was inducted in 1992.



GLEN COMBS

Still rated one of the best long-range shooters in school history, Combs helped the 1967 Tech team to the finals of the NCAA Midwest Regional, where an overtime loss to Dayton cost the Hokies a spot in the Final Four. Combs, who averaged 17.9 points over his three varsity seasons at Tech, went on to enjoy a seven-year career in the ABA. He was inducted in 1987.



LEE MELEAR

Although he starred in both basketball and baseball, Melear may be best remembered for his 24-point performance against Kentucky in 1962 when the Hokies handed legendary Adolph Rupp the only season-opening home loss of his career at UK. Melear, who averaged in double-figure scoring all three of his varsity seasons, was inducted in 1989.




BOB AYERSMAN

A hot-shooting forward from 1957-61, Ayersman made the All-Southern Conference team two years in a row. He still ranks sixth in career scoring at Tech and his 26.5 scoring average in 1958-59 still stands as the second-best in school history. Ayersman was inducted in 1990.



LEWIS MILLS

A point guard deluxe, Mills was the captain of the Hokies in 1959-60 and helped that team post the school's first 20-win basketball season. He entered the coaching field after graduating from Tech and served as the head basketball coach at the University of Richmond from 1963 until 1973. Mills, who also spent 12 years in athletic administration at VCU, was inducted in 1991.



DELL CURRY

This silky-smooth outside shooter scored a Tech record 1,021 field goals and tallied a total of 2,389 points. He ranks second on the Hokies' all-time scoring list behind Bimbo Coles and holds the school career record for steals with 295. Curry, who helped the Hokies to four postseason tournaments, posted 115 double-figure scoring games on the way to a career scoring average of 18.9. He was a first-round draft pick of the NBA's Utah Jazz in 1986 and is now retired from playing after a long and successful NBA career. He is currently an executive with the expansion Charlotte Bobcats of the NBA and was inducted into the Virginia State Sports Hall of Fame in 2004. Curry was inducted in 1996.



LOYD KING

A mixture of good ball-handling skills, leaping ability and a keen eye for long range jumpers helped make King one of the best guards to play for the Hokies. He was the captain and leading scorer for Tech's cage teams in 1969-70 and 1970-71. He averaged 19.3 points per game as a junior and carried a 21.3-point scoring average as a senior. During his last two years, he reached double-figure scoring in 45 of 47 games, including the last 23 in a row. King finished his Tech career with 1,248 points and a 17.1 scoring average. He went on to play in the American Basketball Association and French Professional League. King was inducted in 1998.




TED WARE

Ted Ware, whose rebounding and defense were vital ingredients for the Hokies during his three varsity seasons in the 1960s, had the distinction of playing an important role on Tech's first NIT team in 1966 and also on the Hokies' first NCAA Tournament squad in 1967. The 6-5 forward was Tech's second-leading scorer as a sophomore in 1965-66 with a 14.6 average. During the 1966-67 season, he shot 55.6 percent from the field for the season, which was a school record at the time. As a senior in 1967-68, Ware posted a team-high 9.2 rebounding average. Ware's overall 52.4 field-goal percentage was a Tech career record at the time. In 1968, he was selected to the 10-man Academic All-America Basketball Team chosen by the nation's sports information directors. Ware was inducted in 1999.



BIMBO COLES

Vernell "Bimbo" Coles played a leading role at point guard for the 1988 U.S. Olympic team, which won a bronze medal in Seoul, Korea. He capped his collegiate career as the leading scorer in both Virginia Tech and Metro Conference basketball history. Coles' jersey, No. 12, was officially retired just prior to his final home game against Memphis State on March 3, 1990. He was inducted in 2000.



WAYNE ROBINSON

Wayne Robinson was a central figure in Tech's early success in the Metro Conference. He was Tech's leading rebounder in each of his three years as a starter and is ranked fourth among Tech's career rebound leaders and is 10th in career scoring at Tech. Robinson was a first round selection of the Los Angeles Lakers in the 1980 NBA Draft and played for both the Lakers and the Detroit Pistons before playing seven seasons professionally in Europe. He was inducted in 2003.

PAUL DEAR, LEO BURKE AND MEL HENRY

Although these three players were chosen for the Hall of Fame primarily for their excellence in other sports, they also made outstanding contributions in basketball.



DELL CURRY

2004 VIRGINIA SPORTS HALL OF FAME INDUCTEE



The list of accolades continues to grow for Hokie all-time great Dell Curry. A 1996 inductee into the Virginia Tech Hall of Fame, Curry is a 2004 inductee into the Virginia Sports Hall of Fame. Tech's second-leading all-time scorer and former long-time NBA standout becomes just the fourth Hokie basketball great to be enshrined. Curry enters in a class that includes former Richmond AD Chuck Boone, former NFL great William Fuller and two-time U.S. Open winner Curtis Strange.

HALL OF FAME INDUCTEES

Virginia Tech Basketball in the Virginia Sports Hall of Fame

Allan Bristow
Dell Curry

Bucky Keller
Charles Moir

Other Hokies in the Hall

Hunter Carpenter
Alfred Casey
Carrol Dale
Karl Esleeck
Frank Loria

Mac McEver
C.P. "Sally" Miles
Frank Moseley
Johnny Oates
Frank Peake



George Preas
George "Gummy" Proctor
Charlie "Rosie" Thomas
Charles "Dink" Vail
William "Monk" Younger





BIMBO COLES TECH ALL-TIME GREAT

After dazzling Virginia Tech fans for four years, guard Bimbo Coles became the second Tech men's basketball player to have his jersey retired when the university honored him in a ceremony prior to his last home game on March 3, 1990. Coles finished his collegiate career as the leading all-time scorer in school and Metro Conference history and also set an all-time scoring mark for Division I players in the state of Virginia. He scored a total of 2,484 points during his four seasons and became the first player in Metro Conference history to lead the league in scoring three consecutive years. Coles burst on the national scene when he made the United States Olympic team in 1988. He played a leading role at point guard for that team which won the bronze medal in Seoul, Korea. Coles was a second-round pick of the Sacramento Kings in the 1990 NBA draft. Coles has played with a number of NBA teams. He rejoined the Miami Heat for the 2003-04 NBA season and is currently a free agent exploring his NBA options.



Bimbo Coles is the Hokies' all-time leading scorer.

Bimbo Coles (seen here against Michael Jordan) is Virginia Tech's first Olympian.



ACE CUSTIS TECH ALL-TIME GREAT



Ace Custis, one of the most popular athletes in Virginia Tech history, became the third men's basketball player to have his jersey retired when his career ended in 1997. Custis became the third player in Tech basketball to surpass the 1,000-mark in both points and rebounds. He finished with 1,706 points and 1,777 rebounds, joining Hall of Famers Chris Smith and Bill Matthews in that category. Custis made the all-conference team in two different leagues during his time at Tech. He was All-Metro Conference as a sophomore and was selected to the All-Atlantic 10 team his junior and senior seasons. During his senior year, he was a finalist in voting for the Boost/Naim-Smith Award which goes to the National Player of the Year. Custis has played on NBA Summer League teams in the past and now plays professionally in Japan.



Ace Custis gets a fond farewell from Hokie fans in his final home game in Cassell Coliseum.



Ace Custis and the Hokies advanced to the second round of the 1996 NCAA Tournament.



Ace Custis is seventh on Virginia Tech's all-time scoring list and is third in career rebounding for the Hokies.



Ace Custis is interviewed following the Hokies NIT Championship in 1995.



DELL CURRY TECH ALL-TIME GREAT

All-America guard Dell Curry, who helped Virginia Tech to four postseason tournaments, became the first Hokie basketball player ever to have his jersey retired when the university honored him in a ceremony before his last home game on March 1, 1986. Curry was a three-time All-Metro Conference choice for the Hokies and was named the Metro's Player of the Year in 1986 after leading the league with a 24.1 scoring average. He finished his Tech career with 2,389 points, which was a school record at the time. Curry earned first-team All-America honors from *The Basketball News*, second-team recognition from the Associated Press and the Basketball Writers of America, and third-team honors from United Press International and the Helms Foundation. During the summers of 1984 and 1985, the 6-5 sharpshooter played on U.S. All-Star teams that competed abroad in Jones

Cup play. Following his senior season, Curry was a first-round draft pick of the NBA's Utah Jazz. Curry retired from the NBA following the 2002-03 season, after a long career in which he was one of the top shooters in the league. Last year, he was featured in *USA Today* due to his involvement in numerous community and charity causes. He is currently the Director of Basketball Relations for the NBA's expansion Charlotte Bobcats.


Dell Curry is second in career scoring at Virginia Tech and is the all-time steals leader for the Hokies.



Curry was a McDonald's All-American as a high school senior (shown here with coaching legend John Wooden).



Curry has always been one of the most popular Hokies for fans of all ages.



Curry played in the NBA for 15 seasons and is the Hornets' all-time leading scorer.



ALLAN BRISTOW TECH ALL-TIME GREAT

Allan Bristow, a scrappy forward who paced the Hokies to the National Invitation Tournament championship in 1973, became the fourth Virginia Tech basketball player to have his jersey retired. Bristow scored in double figures during every game of his Tech career and still holds the Hokies' single-game scoring mark of 52 points. He finished as Tech's all-time scoring leader in 1973 with 1,804 points and still stands fifth on the list. He holds Tech records for career scoring average, most points in a game, consecutive double-figure scoring games and most field goals in a game. After 10 years as a player in the NBA, Bristow went into coaching, including a stint as the head coach of the NBA Charlotte Hornets. His jersey was retired on Oct. 17, 1998, at the Temple homecoming football game, commemorating the 25th anniversary of the 1973 NIT team. After returning to the Hornets' organization as the team's assistant general manager last season, Bristow was promoted to general manager this past summer.



Bristow waves to Hokie fans during a parade through downtown Blacksburg.



Allan Bristow was introduced as the general manager of the New Orleans Hornets this summer.



Bristow and John Shumate of Notre Dame battle for a loose ball in the 1973 NIT Championship game in Madison Square Garden.



Bristow admires the locker room tribute to his Tech playing career in the Bill Foster Basketball Suite.



DON DEVOE TECH COACHING GREATS

To many Hokie fans, it will remain the most important event in Virginia Tech basketball history. In 1973, the Hokies shocked the basketball world by defeating New Mexico, Fairfield, Alabama and Notre Dame to win the NIT. The win over the Irish in the finals was capped by a buzzer-beating jumper by Bobby Stevens to win the game in overtime, 92-91.

The coach of the Hokies was Don DeVoe, in just his second season in Blacksburg. DeVoe took a group of experienced players in his first season, built upon that foundation by teaching strong fundamentals and put the Hokies on the basketball map.

"I was fortunate at the age of 29 to be named the head coach at Virginia Tech," DeVoe said. "I was lucky to inherit five outstanding seniors. I give credit to those five seniors in being able to grasp what we were teaching and believing in what we were teaching. That first team laid the foundation for what we were to accomplish in the future."

DeVoe was fortunate to work with an outstanding staff, including future head coaches Sonny Smith (VCU, Auburn) and Jim Hallihan (East Ten-

nessee State). A graduate assistant on those teams was Kevin O'Connor, currently the senior vice president of basketball operations of the NBA's Utah Jazz and father of former Tech women's assistant basketball coach and player Katie O'Connor. That group was able to recruit an outstanding group of players that brought a lot of excitement to Blacksburg.

"My first staff, Sonny Smith and Jim Hallihan, were great at finding the type of kids we wanted in our program. They helped us establish the success that we had and we were fortunate to have them here," DeVoe said.

DeVoe coached the Hokies for five seasons, compiling an 88-45 overall record. He is the fifth-winningest coach in Tech history and is remembered for being the coach that got the Hokies started on the most prolonged and successful streak in the school's basketball history.

"When we left, we were able to leave behind an outstanding group of players and I know that Charlie Moir took those outstanding players and was able to continue the success at Virginia Tech."

DeVoe retired following the 2003-04 season as the head coach at Navy.




Don DeVoe and the Hokies celebrate the 1973 NIT Championship in Madison Square Garden.

"It was really exciting to see what was happening at Virginia Tech. It was exciting to see the people in the state get excited about Virginia Tech basketball and football. We enjoyed tremendous support from the students and the community. The NIT season, just about every game was a full house. It was an exciting time in Virginia Tech athletics."

— Don DeVoe



The Hokies were 52-6 under Don DeVoe in Cassell Coliseum.



Don DeVoe coached Hokie great Allan Bristow at Virginia Tech.



CHARLES MOIR TECH COACHING GREATS

Perhaps no era in Virginia Tech basketball was more successful and more exciting than the 11 years that Charlie Moir led the Hokies. An assistant coach under Bill Matthews and Howie Shannon in the 1960s, Moir is Tech's all-time winningest coach. His teams won big games against the top teams in the nation. Cassell Coliseum was a feared place to play and Tech was one of the top teams in the nation.

During Moir's time in Blacksburg, Tech won more than 64 percent of its games. Moir never had a losing record and failed to win at least 20 games just three times, and two of those three seasons saw Tech win 19 games. The Hokies made seven post-season appearances, including four of the school's seven NCAA trips. The Hokies also won the 1979 Metro Conference Tournament under Moir.

Great players dotted the rosters during Moir's term. The top four scorers in school history all played for Moir. Bimbo Coles, the only Olympian in Tech history was recruited by

Moir. Moir coached the highest-scoring teams in Virginia Tech history.

"The seats go way up there, and it feels like the fans are so close to the court. I know other coaches hate to play there. It felt like a great place, with tremendous fan support, and most nights it was rocking."

Tech's biggest wins in Cassell Coliseum came under Moir. On Monday, Jan. 10, 1983, Moir and the Hokies spoiled the day for Memphis State, as the Hokies knocked off the #1-ranked Tigers, 69-56, in a sold-out Cassell Coliseum. MSU had earlier in the day ascended to the top spot in the national polls. Tech had other memorable wins under Moir, including a 76-72 victory over second-ranked and unbeaten Memphis State in 1986.

The names that played for Moir are among the best-ever for Tech. Bimbo Coles, Dell Curry, Dale Solomon, Al Young, Perry Young, Bobby Beecher, and 2003 Virginia Tech Hall of Fame inductee Wayne Robinson were all vital parts of the great teams under Charlie Moir.

"We had good success recruiting players including Dell Curry and Bimbo Coles, who went on to successful careers in the NBA. Joining the Metro Conference, which had some ranked teams, helped with the recruiting"

— Charlie Moir

Prior to returning as head coach of the Hokies, Moir was an assistant to Howard Shannon at Virginia Tech.



Charles Moir won almost 85 percent of his games in Cassell Coliseum.



Moir receives a bowling pin and a cake from son, Page, upon his 300th career coaching victory.



BILL FOSTER

TECH COACHING GREATS



Foster and his wife, Linda, arrive on the court to a thunderous ovation for his final home game.



Foster celebrates with his players after notching his 500th career coaching victory.



The basketball locker room and lounge at Virginia Tech is named in honor of Bill Foster.

“I was very fortunate that I had a lot of guys who weren't highly recruited, but became overachievers. A lot of those guys weren't interested in individual statistics, but the team stats. I just had a special group of overachievers.”

— Bill Foster

Bill Foster came to Blacksburg as a proven successful basketball coach. Everywhere he had coached, including Miami, Clemson and UNC Charlotte, Foster had won. But perhaps more importantly, Foster had won with grace and integrity. During his time in Blacksburg, he proved that class shines through.

Foster enjoyed many successes and milestones during his time at Virginia Tech. On Dec. 31, 1995 in New Orleans, the Hokies defeated Wright State, to give Foster his 500th coaching victory. During that season, Tech climbed to eighth in the polls and lost in the second round of the NCAA Tournament to eventual champion Kentucky. Tech finished the season ranked 22nd nationally.

The previous season had seen perhaps Foster's greatest accomplishment at Tech, as he led the Hokies to the 1995 NIT Championship. Tech defeated Clemson, Providence, New Mexico State, Canisius and Marquette to capture the school's second NIT title. During his six seasons at Virginia Tech, Foster amassed a 101-78 record with the Hokies and stands as the fourth-winningest coach in school history.

“The people here were special to work with, including Coach Beamer and President (Paul) Torgersen. The improvement we had over four or five years was amazing to see. NIT was a great experience, as well as getting an NCAA bid the next year,” Foster said.

Foster has a connection to the current era of Virginia Tech basketball. Hokie head coach Seth Greenberg was a member of Foster's first staff at Miami. Greenberg gives much credit to his former boss and will rely on Foster's knowledge and experience in helping mold his program in Blacksburg.

“Seth Greenberg is a bright young man who has built and developed outstanding programs at both Long Beach State and South Florida. He is a hard worker who has been a basketball person since he was old enough to dribble a ball. I don't know anything but positives about Seth Greenberg,” Foster said.

Bill Foster remains a fan favorite of the Hokies.



REMEMBERING THE 1966-67 HOKIES

"It was a wonderful year. All of the starters could get out and run the floor and everyone complemented each other on the court. Some of the players were interchangeable and we were a good overall athletic team."

*— Former Virginia Tech and ABA standout,
Glen Combs*

A season of firsts. A record-setting year. A year to remember and be talked about throughout Virginia Tech history. The 1966-67 basketball team featured a star-studded lineup that included two players who went on to a professional career and a third who was drafted in the ABA. The Hokies were virtually unstoppable, despite losing the leading scorer and rebounder from the year before.

After reaching the postseason in the 1965-66 season, fans thought the Hokies would be good, but not nearly as good as they turned out to be. Opening up the season against fourth-ranked Duke, Tech blew out its opponent on a neutral court in Charlotte, N.C. Hokie fans were so stirred up after knocking off the Blue Devils, a school-record 11,500 fans filed into Cassell Coliseum to watch Tech down Purdue the very next day. To this day, it is the largest watched home game in Virginia Tech history. At the time, it was also the largest crowd to ever see a game in the state of Virginia. The momentum carried them to seven more wins over the next nine games before dropping a narrow loss to Clemson. After losing to the Tigers, the Hokies would win the next seven games heading down the stretch, thanks mainly to the sharp-shooting of Glen Combs, who averaged 21.3 points per game as a junior.

Tech averaged 78.8 points per contest during the memorable season. The potent offense contributed to its run in the NCAA Tournament, where they promptly knocked off Toledo in Memorial Coliseum in Lexington, Ky., after losing to the Rockets at the end of the regular season. The Hokies reached the Elite Eight before succumbing to Dayton in overtime.

Despite being on the verge of the Final Four and coming up just short, fans remember the team as a run and gun affair in the pre-shot clock era. They also remember players like Ron "Spider" Perry, Chris Ellis, Ted Ware and Ken Talley.

Although the squad has been apart for nearly 40 years, they will always be etched in the history books as one of the best ever. There is simply no other way to describe the 1966-67 Virginia Tech men's basketball team.





WHERE ARE THEY NOW?

These three pages contain a brief list of former Hokie players and what they are doing now, along with vignettes of former players. Head coach Seth Greenberg has made a point to re-connect with former Virginia Tech players. As the years go on, it is our hope that former Hokie athletes will drop us a note and keep us updated on their lives.

Former student-athletes interested in Virginia Tech Athletics are asked to contact Russ Whitenack, Director of the Monogram Club, at (540) 231-9156 or rwhitena@vt.edu.

BIMBO COLES

Hard work got Bimbo Coles to where he is today. During his four years at Virginia Tech, Coles worked hard both on and off the court. He used the total collegiate experience to improve as a person and as a player and that hard work has served him well since his graduation in 1990.

"I worked hard in my four years at Virginia Tech and took that to the NBA," Coles said. "I got better and better every year. I became a better person and matured quite a bit."

Still the only Virginia Tech U.S. Olympian, Coles left Blacksburg with a wealth of honors for his days on the court. He is the all-time leader in points scored, assists and free throws made at Virginia Tech and ranks second in three more categories. He was a second-round pick of the Sacramento Kings of the NBA and has enjoyed a long career in the league, having recently signed to return to the Miami Heat.

"Virginia Tech was a terrific situation for me," Coles said. "I remember my visit to the campus. I loved the campus. We defeated No. 1 ranked



Quinton Nottingham, Ph.D.

Memphis State during my visit and I remember the fans and the crowd in Cassell Coliseum being so loud. Coming to Tech was a no-brainer."

His Tech experience has progressed off the court as well. He is in the movie theatre business with childhood friend and former Tech football player Brian McCall. Before the NBA season begins, you can often find Coles in his suite at Lane Stadium, supporting the Hokies. Coles has indeed taken hard work to great successes.

QUINTON NOTTINGHAM

Quinton Nottingham played guard for Virginia Tech from 1986-89. As a player, he learned important time management skills. "After joining the basketball team I learned the best time for me to work and the best time for me to play," he says. "I think for college kids today, learning the time at which you get your best work done is very important."

He describes playing at Cassell as "simply unbelievable" and feels like it was just an incredible place to play. "When I played in the Cassell, with the crowd constantly roaring, it always seemed as if I was jumping a little higher, moving

a little faster ... walking on clouds."

Nottingham graduated from Virginia Tech with bachelor's and master's degrees, and earned a Ph.D., in statistics. He has worked for the business information technology department since 1995 and was promoted to assistant professor with tenure in 2001, and is now an associate professor. He teaches mostly Quantitative Methods I & II and his research is in nonparametric regression, data visualization and neural networks. He has had several academic publications in his field.

Nottingham is married to the former Jacqueline James, who recently has been promoted to Director of Annual Giving and Special Gifts in University Development. They have two children, Sir, 7, and Jacob, 6. He served three years as a color analyst on radio for the Hokies (during the time that his cousin, Ace Custis, played at Tech) and maintains a close relationship with the coaching staff. He also attends most of the home games. "Having been a student-athlete at Tech was a wonderful experience and it continues to be a rewarding opportunity for me."



Vernell "Bimbo" Coles



John Dixon scores two points in a big game against Memphis State.



WHERE ARE THEY NOW?

GLEN COMBS

Consistency. It might be the word that best describes how people remember Glen Combs, a guard on the 1966-67 Virginia Tech's basketball team, which many people say is the best ever. The reason is simple. On the court and in life, Combs learned how to keep an even keel on things. "In sports, it's easy to get high when you win and low when you lose," he said. "You have to be able to bounce back after you have a bad game and think about the next opportunity that appears."

After reaching the Elite Eight, the Hokies fell to Dayton, but Combs' next opportunity was right around the corner. He played in the ABA for seven years and was a three-time all-star. "I felt comfortable that I could play with everyone else in the league."


Combs left Virginia Tech fifth on the school's all-time scoring list and is currently 15th on the list.

When his playing days in Blacksburg were complete, Combs received a degree in business because, "... I knew I wanted to do something else as opposed to coaching." With the degree, he owned and operated a food brokerage company in Roanoke — the M&M food brokerage company — for 25 years. Three years ago he sold it and took an early retirement.

Combs' wife, Marsha, is also a graduate of Virginia Tech. The couple has two sons. The eldest, Brian, is a banker in Richmond, while the



Glen Combs



Jim and David Jackson play for SlamBall.

younger child, Chris, was in Blacksburg this fall competing against the Hokies. Chris is on the coaching staff of Duke's football team.

During the basketball season, fans will be able

to see Combs in Cassell Coliseum, where he has consistently been a season ticket holder. No matter what he does, one thing stays the same about him. Combs is always consistent.

Player	Years	Currently
Rick Alander	1965-67	Courier at Pinnacle Health, Dillsburg, Pa.
Jim Ashburner	1946-49	Retired, Division Manager, Blue Bell, Inc., Russellville, Ala.
Marshall Ashford	1975-80	Assistant Coach, William Fleming H.S., Roanoke, Va.
Bobby Beecher	1982-86	General Contractor, Roanoke, Va.
Barry Benfield	1960-64	Technical Sales Representative, Hickory, N.C.
Dean Blake	1958-61	Executive Director, Asphalt Industries of Kentucky, Frankfort, Ky.
Greg Brink	1985-89	Financial Analyst, Nike, Beaverton, Ore.
Allan Bristow	1970-73	Assistant General Manager, New Orleans Hornets
Fletcher Bryant, Jr. (mgr.)	1954	Owner, Bryant Insurance Group, Virginia Beach, Va.
Don Brown	1964-67	Athletic Director, Forest Park H.S., Woodbridge, Va.
Leo Burke	1952-53	Retired, major league baseball, Leo Burke Contractor, Hagerstown, Md.
Harry Bushkar	1942-46	Retired, New England Financial, Roanoke, Va.
Bill Christman	1960	Artist, Sculptor, Rocky Mt., Va.
William Claypool	1942	Retired, Fort Worth, Texas
Ivan Cole	1948-50	Retired, Richmond, Va.
Bimbo Coles	1986-90	Player, Miami Heat, Miami, Fla.
Glen Combs	1965-68	Retired, Acosta Sales, Former ABA player, Roanoke, Va.
Dell Curry	1982-86	Founder, Dell Curry Foundation; Dir. of Basketball Operations, Charlotte Bobcats
Ace Custis	1993-97	Professional Basketball Player, Japan
Russell Davis	1971-75	Court Counselor, N.C. Dept. of Juvenile Justice, McLeansville, N.C.
Scott Davis	1987-90	Associate AD/Marketing & Compliance, VMI, Lexington, Va.
W.R. Deskins Jr.	1965-70	Certified Public Accountant, Yorktown, Va.
John Dixon	1980-85	President, US Industrial Piping, Kernersville, N.C.



Player	Years	Currently
Ron Everhart	1980-85	Head Coach, Northeastern University, Boston, Mass.
Sam Foggin	1974-78	Scout, Orlando Magic, Orlando, Fla.
Ed Frazier	1970-74	Vice President, Frazier Lumber Co., Altavista, Va.
Shawn Good	1992-96	Outside Sales, New River Office Supply, Blacksburg, Va.
Myron Guillory	1994-98	Assistant Coach, Campbell University, Buies Creek, N.C.
Steve Hall	1990-93	High School Basketball Coach/AD, Detroit Rogers H.S., Detroit, Mich.
Tom Hanley	1963-66	Dean of Engineering, University of Louisville, Louisville, Ky.
Mickey Hardy	1980-82	Head Coach, William Fleming H.S., Roanoke, Va.
John Hillenbrand	1977-80	Chemical Engineer, Berwyn, Pa.
Ron Hilton	1958-59	Retired US Army Corp of Engineers, Jacksonville, Fla.
David Jackson	1994-97	Player, Slamball, Los Angeles, Calif.
Jim Jackson	1992-97	Player, Slamball, Los Angeles, Calif.
Gene Jones	1948-51	Retired, Director of National Sales Training, Upton Pharmaceuticals, Portage, Mich.
Malcome Jones	1954	Retired, Project Mgmt. Services, Greensboro, N.C.
Jermaine Kimbrough	1998-2000	Men's Basketball Staff, University of Massachusetts, Amherst, Mass.
Craig Lieder	1970-74	Property Manager, LTK Enterprises, Asheville, N.C.
Bill Ligon	1944	Retired, Aeronautical Engineer, NASA, Houston, Tex.
Eddie Lucas	1997-99	Graduate School, Virginia Tech, Blacksburg, Va.
Loyd King	1968-71	President, LTK Enterprises, Asheville, N.C.
Steven McCloskey	1970-74	Attorney, Winston-Salem, N.C.
Mickey McDade	1963-65	Associate AD, George Mason University, Fairfax, Va.
Kyle McKee	1973-76	Design Engineer, ALCOA, Richmond, Ind.
Wayne Mallard	1965-68	Associate Superintendent, Prince William County Schools, Manassas, Va.
Troy Manns	1995-97	Assistant Basketball Coach, Radford University, Radford, Va.
Bill Matthews	1952-56	Retired, Virginia Tech Athletics, Blacksburg, Va.
Bryant Matthews	2000-04	Professional basketball player, Portugal
Lee Melear	1960-63	Plant Manager, Dana, Corp., Ballwin, Mo.
Page Moir	1979-83	Head Coach, Roanoke College, Salem, Va.
Quinton Nottingham	1986-89	Associate Professor, Business Information Technology, Virginia Tech, Blacksburg, Va.
Calvin Oldham	1980-82	Assistant Men's Basketball Coach, University of Maine, Orono, Me.
Howard Pardue	1961-64	Director of Human Services, Claremont University Consortium, Claremont, Calif.
John Payne	1969-73	Senior Associate, Hayes, Seay, Mattern and Mattern, Roanoke, Va.
Tic Price	1977-79	Head Coach, McNeese State University, Lake Charles, La.
André Ray	1996-2000	Property Management, KSI, Centerville, Va.
Wayne Robinson	1976-80	Pastor, Orator, Mentor, Motivator, Greensboro, N.C.
Jeff Schneider	1978-82	College Basketball Recruiting Service, Phoenix, Ariz.
Dave Sensibaugh	1972-76	Director of Employee Benefits, Eastman Kodak, Kingsport, Tenn.
Bill Shepherd	1957-60	Retired Colonel, United States Army & County Manager, Aiken, S.C., currently lives in Satellite Beach, Fla.
Chris Smith	1957-61	Retired, Dow Chemical, Charleston, W. Va.
Reggie Steppe	1979-83	Services Coordinator, University of Virginia Conference Services, Charlottesville, Va.
Bobby Stevens	1972-74	Head Basketball Coach, Rock Hill H.S., Rock Hill, S.C.
Terry Taylor	2001-03	Professional Basketball Player, Roanoke Dazzle (NBDL)
Phil Thieneman	1974-77	President, Paul's Fruit Markets, Inc., Louisville, Ky.
Duke Thorpe	1973-77	Credit Analyst, Chrysler, Gastonia, N.C.
Charlie Thomas	1972-74	Head Men's Basketball Coach, San Francisco State University
Thomas Trice	1968-72	Teacher, Linkhorne Middle School, Lynchburg, Va.
Ted Ware	1965-68	Vice President & Sales/Marketing Mgr of Product Division, Albany, N.Y.
Damon Watlington	1992-96	Student, Virginia Tech, Blacksburg, Va.
Dan Wetzel	1966-69	Executive Director, Seneca Highlands I.U., Smethport, Pa.
John Wetzel	1963-66	Retired, Assistant Coach, Sacramento Kings
Tom Whitehead	1963-65	Owner, BT's Restaurant, Radford, Va.
Geoff Wiggins	1971-75	Partner in CPA Firm, Cary, N.C.
Phil Williams	1983-87	U.S. Marshall's Service, Roanoke, Va.




HOKIES IN NBA-ABA



Bimbo Coles (above) was a member of the Miami Heat of the NBA last season.



Allan Bristow was named general manager of the New Orleans Hornets in 2004 (above), 31 years after being drafted by the Philadelphia 76ers (below).



Dell Curry played 16 years in the NBA.



Ron Perry played for the Minnesota Muskies of the ABA.



Glen Combs played seven seasons in the ABA. He is seen here on court against Kareem Abdul-Jabbar and Oscar Robertson.

HOKIES DRAFTED IN THE NBA, ABA

Year	Name	Round	Team	Pick
1961	Chris Smith	2nd	Syracuse	5th in 2nd
1962	Bucky Keller	6th	Los Angeles	8th in 6th
1966	John Wetzel	8th	Los Angeles	7th in 8th
1967	Ron Perry	12th	Minnesota (ABA)	
1968	Glen Combs	5th	San Diego	1st in 5th
		8th	Dallas (ABA)	
1969	Chris Ellis	5th	Chicago	5th in 5th
		6th	Kentucky (ABA)	
1971	Loyd King	15th	Milwaukee	8th in 15th
		7th	Memphis (ABA)	
1973	Allan Bristow	2nd	Philadelphia	3rd in 2nd (19th)
		1st	Virginia (ABA)	
1976	Larry Cooke	3rd	Atlanta	12th in 3rd
1976	Russell Davis	6th	Detroit	4th in 6th
1977	Ernest Wansley	6th	Washington	17th in 6th
1978	Ron Bell	6th	Cleveland	13th in 6th
1979	Marshall Ashford	5th	Washington	20th in 5th
1980	Wayne Robinson	2nd	Los Angeles	8th in 2nd
1980	Les Henson	7th	Boston	last player in 7th
1982	Dale Solomon	3rd	Philadelphia	22nd in 3rd
1982	Jeff Schneider	5th	Houston	15th in 5th
1985	Perry Young	3rd	Portland	14th in 3rd
1985	Al Young	7th	San Antonio	13th in 7th
1986	Dell Curry	1st	Utah	15th in 1st
1986	Keith Colbert	3rd	Philadelphia	9th in 3rd
1986	Bobby Beecher	4th	Sacramento	21st in 4th
1990	Bimbo Coles	2nd	Sacramento	40th overall
1999	Eddie Lucas	2nd	Utah	58th overall



Wayne Robinson played for the Pistons and the Lakers in the NBA.



Dale Solomon was drafted by the Philadelphia 76ers in 1982.



HOKIES IN THE NBA — OFF THE COURT

The list of former Hokies drafted by the NBA tells only part of the story. In recent years, former Virginia Tech players have been involved in the National Basketball Association in a wide variety of non-playing roles.

One of the most successful Hokies has been Allan Bristow. Following a long playing career in both the NBA and ABA, Bristow worked his way through the ranks, first as an assistant coach and then serving as the head coach of the Hornets. Last season, Bristow rejoined the franchise as assistant general manager and this summer was elevated to the position of general manager.

Also on the list is Dell Curry, who last year joined the expansion Charlotte Bobcats as Director of Basketball Relations, while still maintaining his busy schedule with his Dell Curry Foundation. Bimbo Coles is currently exploring a number of options in the NBA, not just as a player, but possibly in coaching or a front office situation. John Wetzel retired this summer after a long NBA career as a player, coach and front office member.




Allan Bristow is beginning his first season as general manager of the New Orleans Hornets of the NBA.



John Wetzel (l) retired as an assistant coach with the NBA's Sacramento Kings following the 2003-04 season.

Dell Curry, seen here guarding fellow Hokie Bimbo Coles, is the director of basketball relations for the expansion Charlotte Bobcats of the NBA.





COACHES AND CAPTAINS

Year	Coach	Record	Captain	Year	Coach	Record	Captain
1908-09	R. M. Brown	4-2	J. L. Hughes	1977-78	Charles Moir	19-8	Ron Bell and Sam Foggin
1909-10	Branch Bocock	11-0	F.H. Legge	1978-79	Charles Moir	22-9	Marshall Ashford and Tic Price
1910-11	Branch Bocock	11-1	W. R. Legge	1979-80	Charles Moir	21-8	Wayne Robinson, Chris Scott, Les Henson and John Hillenbrand
1911-12	L. N. Keesling	6-3	L. W. Reiss				
1912-13	Houston B. Hughes	5-9	Houston B. Hughes	1980-81	Charles Moir	15-13	Dale Solomon
1913-14	Branch Bocock	14-5	M. C. Beckner	1981-82	Charles Moir	20-11	Dale Solomon
1914-15	Branch Bocock	9-4	J. F. Powell	1982-83	Charles Moir	23-11	Reggie Steppe and Perry Young
1915-16	Branch Bocock	12-3	G. W. Cocke	1983-84	Charles Moir	22-13	John Dixon and Perry Young
1916-17	H. P. Sanborn	17-2	C. L. Logan	1984-85	Charles Moir	20-9	Perry Young and Al Young
1917-18	Charles A. Bernier	15-5	B. T. Cocke	1985-86	Charles Moir	22-9	Dell Curry, Bobby Beecher, Keith Colbert and Dave Burgess
1918-19	Charles A. Bernier	18-4	Bill Wharton				
1919-20	Charles A. Bernier	14-4	George F. Parrish	1986-87	Charles Moir	10-18	Phil Williams
1920-21	W. L. (Monk) Younger	19-5	P. C. Brooks	1987-88	Frankie Allen	19-10	Tim Anderson and Bimbo Coles
1921-22	W. L. (Monk) Younger	14-6	C. D. Rhodes	1988-89	Frankie Allen	11-17	Wally Lancaster and Bimbo Coles
1922-23	W. L. (Monk) Younger	13-6	C. D. Rhodes	1989-90	Frankie Allen	13-18	Bimbo Coles and Greg Brink
1923-24	B. C. Cabbage	5-13	E. C. Carroll	1990-91	Frankie Allen	13-16	Antony Moses and David Herbster
1924-25	M. Buford Blair	6-9	D. H. Rutherford				
1925-26	M. Buford Blair	3-10	W. A. Payne	1991-92	Bill Foster	10-18	Erik Wilson and John Rivers
1926-27	H. B. Redd	6-8	W. A. Payne	1992-93	Bill Foster	10-18	Thomas Elliott and Steve Hall
1927-28	Bud Moore	5-11	M. N. Pearman	1993-94	Bill Foster	18-10	Jay Purcell and Jimmy Carruth
1928-29	I. E. Randall	4-13	Joseph M. Brown	1994-95	Bill Foster	25-10	Game captains
1929-30	R. S. Warren	5-14	John Ote Looney, Jr.	1995-96	Bill Foster	23-6	Game captains
1930-31	C. D. Rhodes	5-10	C. B. Baker	1996-97	Bill Foster	15-16	Ace Custis
1931-32	Geo. S. Proctor	8-9	H. J. Yaggi	1997-98	Bobby Hussey	10-17	Shawn Browne and Myron Guillory
1932-33	W. L. (Monk) Younger	5-10	E. J. Hall				
1933-34	W. L. (Monk) Younger	1-15	Benny Palmer	1998-99	Bobby Hussey	13-15	Game captains
1934-35	W. L. (Monk) Younger	3-16	D. T. Thomas	1999-2000	Ricky Stokes	16-15	Game captains
1935-36	W. L. (Monk) Younger	5-16	Joe Mottola	2000-01	Ricky Stokes	8-19	Carlton Carter and Brian Chase
1936-37	W. L. (Monk) Younger	6-11	Joe Mottola	2001-02	Ricky Stokes	10-18	Carlton Carter, Mibindo Dongo and Joe Hamilton
1937-38	H. M. (Mac) McEver	6-8	Charley Southern and Mel Henry				
1938-39	H. M. (Mac) McEver	3-14	S. C. Power	2002-03	Ricky Stokes	12-17	Game Captains
1939-40	H. M. (Mac) McEver	4-15	Keith S. Haff	2003-04	Seth Greenberg	15-14	Bryant Matthews
1940-41	H. M. (Mac) McEver	8-13	Keith S. Haff				
1941-42	H. M. (Mac) McEver	10-10	W. J. (Buddy) Henderson				
1942-43	H. M. (Mac) McEver	7-7	Julius Rubin and Guy Crawford				
1943-44	H. M. (Mac) McEver	11-4	Harry Bushkar				
1944-45	Geo. S. Proctor	6-8	Harry Bushkar				
1945-46	Geo. S. Proctor	11-8	Harry Bushkar				
1946-47	Geo. S. Proctor	13-13	Joe Ruddell				
1947-48	G. F. (Red) Laird	14-9	Crennie Reed				
1948-49	G. F. (Red) Laird	10-13	Bob Dickson				
1949-50	G. F. (Red) Laird	16-9	Ted Bacalis and Bob Trombold				
1950-51	G. F. (Red) Laird	19-10	Sumner (Tex) Tilson, Dick Sayre and Gene Jones				
1951-52	G. F. (Red) Laird	4-16	(none)				
1952-53	G. F. (Red) Laird	4-19	John W. Cantrell				
1953-54	G. F. (Red) Laird	3-24	William B. Matthews				
1954-55	G. F. (Red) Laird	7-20	William B. Matthews				
1955-56	Charles W. (Chuck) Noe	14-11	William B. Matthews				
1956-57	Charles W. (Chuck) Noe	14-8	Clayton (Abe) Coates				
1957-58	Charles W. (Chuck) Noe	11-8	L. Hemmings and D. Kuhn				
1958-59	Charles W. (Chuck) Noe	16-5	Terry Penn				
1959-60	Charles W. (Chuck) Noe	20-6	Lewis Mills				
1960-61	Charles W. (Chuck) Noe	15-7	Chris Smith				
1961-62	Charles W. (Chuck) Noe	19-6	Bucky Keller and J. Fleischman				
1962-63	William B. Matthews	12-12	Lee Melear and Calvin Jones				
1963-64	William B. Matthews	16-7	Frank Alvis and Howard Pardue				
1964-65	Howard P. Shannon	13-10	Mickey McDade				
1965-66	Howard P. Shannon	19-5	John Wetzel				
1966-67	Howard P. Shannon	20-7	Ron Perry				
1967-68	Howard P. Shannon	14-11	Ted Ware				
1968-69	Howard P. Shannon	14-12	Stan Kerrick				
1969-70	Howard P. Shannon	10-12	Loyd King				
1970-71	Howard P. Shannon	14-11	Loyd King				
1971-72	Don DeVoe	16-10	Charlie Lipscomb and Randy Minix				
1972-73	Don DeVoe	22-5	Allan Bristow				
1973-74	Don DeVoe	13-13	Craig Lieder				
1974-75	Don DeVoe	16-10	(none)				
1975-76	Don DeVoe	21-7	D. Sensibaugh and Phil Thieneman				
1976-77	Charles Moir	19-10	Duke Thorpe and Phil Thieneman				



Head coach Don DeVoe (center) with his staff (l-r) Kevin O'Connor, Sonny Smith and Jim Hallihan.



YEAR BY YEAR RECORDS 1908-2004

1908-09 (4-2)

hW 33-26 Emory & Henry
aW 36-10 Bluefield YMCA
hW 63-6 Rand. Macon Acad.
aW 22-10 Staunton M.A.
aL 12-28 W & L
aL 9-15 VMI
175-95

1909-10 (11-0)

hW 68-12 Davidson
hW 47-12 Emory & Henry
hW 26-21 Emory & Henry
hW 60-19 Rand. Macon Acad.
aW 60-16 Hampden-Sydney
aW 45-26 Lynchburg YMCA
aW 27-15 Staunton M.A.
aW 31-18 W & L
aW 37-14 VMI
hW 42-29 W & L
hW 70-15 Hampden-Sydney
513-197

1910-11 (11-1)

hW 87-4 Rand. Macon Acad.
hW 43-22 Emory & Henry
hW 27-11 Emory & Henry
hW 65-9 Roanoke College
hW 58-20 Tennessee
aW 62-8 Roanoke College
aW 29-26 Lynchburg YMCA
aW 53-8 Hampden-Sydney
aL 26-35 Lynchburg YMCA
aW 27-20 W & L
aW 35-18 VMI
hW 42-28 W & L
554-209

1911-12 (6-3)

hW 27-12 Emory & Henry
aW 53-14 Beaver H.S.
hW 94-33 Roanoke H.S.
hW 45-15 Wake Forest
nL 18-42 W & L
hW 37-28 UNC
hL 32-37 Trinity (Duke)
aW 21-19 Wake Forest
hL 22-23 Lynchburg YMCA
349-223

1912-13 (5-9)

aW 22-19 Beaver H.S.
aL 15-54 W & L
aL 16-33 VMI
hW 36-23 Emory & Henry
hW 46-18 Roanoke College
hL 15-31 W & L
hW 36-16 Rand. Macon Acad.
hW 48-12 Beaver H.S.
aL 15-44 Guilford
aL 9-29 UNC
aL 16-23 Trinity (Duke)
aL 24-34 Durham YMCA
aL 12-21 Wake Forest
nL 16-39 Wake Forest
326-416

1913-14 (14-5)

aW 28-14 Beaver H.S.
hL 30-41 Roanoke College

hW 37-20 Maryville
aL 15-51 Navy
aW 16-15 St. John's College
aW 26-17 Mt. St. Joseph
aL 28-54 Catholic U.
aW 46-16 Episcopal H.S.
aL 17-46 W & L
hW 16-15 Guilford
hW 32-11 Guilford
hW 36-20 Elon
hW 48-25 Emory & Henry
hW 41-9 Rand. Macon Acad.
hW 21-19 W & L
hW 58-14 King College
hW 29-24 Wake Forest
nW 27-16 VMI
aL 15-26 Roanoke College
566-453

1914-15 (9-4)

hW 39-14 St. Albans
aL 21-25 Georgetown
aW 40-20 Richmond
aW 31-19 N.C. State
aL 28-29 Rich. Howitzers
hW 52-5 Daleville College
hW 43-11 Emory & Henry
hW 29-19 Trinity (Duke)
hL 16-17 Elon
hW 32-19 N.C. State
nW 22-21 VMI
hW 48-16 Rand. Macon Acad.
aL 21-39 Virginia
422-254

1915-16 (12-3)

hW 65-18 Daleville College
hW 27-24 Cardinal A.C.
hW 27-10 Tusculum
aW 53-13 Beaver H.S.
hW 62-16 Church Hill A.C.
hW 30-14 Elon

hW 35-13 Elon
nW 44-27 UNC
aL 14-30 Virginia
aW 30-27 Georgetown
aL 28-31 Gallaudet
hW 23-14 W. Va. Western
hW 30-28 Wake Forest
hW 29-16 N.C. State
hL 19-25 VMI
516-306

1916-17 (17-2)

hW 53-9 Daleville College
hW 38-11 Hampden-Sydney

hW 39-10 William & Mary
aW 29-14 Hampden-Sydney
aW 37-16 Lynchburg YMCA
hW 49-18 Rand. Macon Acad.
hW 54-8 Church Hill A.C.
hW 41-12 Emory & Henry
hW 59-2 Va. Christian
hW 32-13 W.Va. Wesleyan
aW 27-18 N.C. State
aL 23-31 UNC
aW 22-20 Elon
aL 24-26 Wake Forest
aW 53-28 Roanoke YMCA
hW 44-17 Tennessee



The 1908-09 team, the first Tech squad.

COACHING RECORDS

(Listed in order of number of victories)

Name	Seasons	W	L	Pct.	Years
Charles Moir	11	213	119	.642	1976-87
Chuck Noe	7	109	51	.681	1955-62
Howie Shannon	7	104	68	.605	1964-71
Bill Foster	6	101	78	.564	1991-97
Don DeVoe	5	88	45	.662	1971-76
G. F. (Red) Laird	8	77	120	.391	1947-55
W. L. (Monk) Younger	8	66	85	.437	1920-23; 32-37
Branch Bockock	5	57	13	.814	1909-11; 13-16
Frankie Allen	4	56	61	.479	1987-91
H.M. (Mac) McEver	7	49	71	.408	1937-44
Charles E. Bernier	3	47	13	.783	1917-20
Ricky Stokes	4	46	69	.400	1999-03
G. S. (Gummy) Proctor	4	38	38	.500	1931-32; 44-47
William B. Matthews	2	28	19	.596	1962-64
Bobby Hussey	2	23	32	.418	1997-99
H.P. Sanborn	1	17	2	.895	1916-17
Seth Greenberg	1	15	14	.517	2003-
M. Buford Blair	2	9	19	.321	1924-26
L.N. Keesling	1	6	3	.667	1911-12
H.B. Redd	1	6	8	.429	1926-27
Houston B. Hughes	1	5	9	.357	1912-13
C.D. Rhodes	1	5	10	.333	1930-31



hW 31-12 Wake Forest
hW 30-22 UNC
aW 37-22 VMI
722-309

1917-18 (15-5)

hW 70-18 Daleville College
hW 53-9 Bridgewater
hL 19-23 Hampden-Sydney
hL 20-49 Davidson
aL 29-36 Hampden-Sydney
aL 15-35 Lynchburg YMCA
hW 45-42 Emory & Henry
hL 13-14 Elon
hW 30-13 Elon
hW 60-13 Eastern College
hW 40-23 Lynchburg A.C.
aW 23-22 Lynchburg A.C.
aW 34-29 Roanoke College
aW 29-10 W & L
aW 31-26 VMI
hW 46-16 Wake Forest
hW 34-15 Tennessee
hW 61-13 Va. Christian
hW 26-23 Roanoke College
hW 29-22 VMI
707-451

1918-19 (18-4)

hW 48-20 Roanoke YMCA
hW 57-11 Bridgewater
hW 40-16 Hampden-Sydney
hW 22-18 Roanoke College
hW 55-16 Daleville College
hW 71-16 Tusculum
aW 43-29 Lynchburg A.C.
nL 19-31 VMI
hW 46-16 Elon
hW 38-15 Elon
nW 37-15 W & L
aW 18-16 Catholic U.
aL 22-31 Georgetown
aL 24-28 Gallaudet
hW 20-17 Davidson
hW 31-18 Wake Forest
hL 13-14 Wake Forest
hW 28-22 UNC
nW 32-14 UNC
hW 37-20 VMI
nW 35-23 W & L
nW 30-24 VMI
766-450

1919-20 (14-4)

hW 59-29 Daleville College
aW 58-23 Roanoke YMCA
hW 67-8 Hampden-Sydney
aL 25-31 VMI
hW 26-18 Auburn
hW 35-19 Tusculum
hW 40-9 Tusculum
hW 59-11 Bridgewater
hL 19-34 West Va. Wesleyan
hW 23-14 VMI
aW 37-18 Lynchburg A.C.
aW 31-26 Catholic U.
aW 34-17 Johns Hopkins
aL 21-26 Delaware
aW 52-37 Church Hill A.C.
nW 42-17 N.C. State
nW 27-15 W & L
nL 26-28 VMI
681-380

1920-21 (19-5)

hW 64-10 Daleville College
hW 25-22 Roanoke College
hW 51-5 Lynchburg College
aW 33-22 Roanoke YMCA
hW 35-7 Hampden-Sydney
hW 34-14 Roanoke College
hW 35-10 The Citadel
nW 25-9 W & L
aL 21-45 VMI
aL 26-32 Lynchburg Elks
hW 37-10 Emory & Henry
aW 31-12 Church Hill A.C.
aW 31-25 Coll. Stars B'mre.
aW 37-24 West Virginia
aW 29-23 Penn State
aL 0-2 Delaware (forf.)
aW 26-20 George Washington
hW 31-15 Georgia Tech
hW 21-18 Trinity (Duke)
hW 29-19 Wake Forest
nW 23-19 W & L
nW 43-12 N.C. State
hL 11-26 VMI
nL 25-27 VMI
723-428

1921-22 (14-6)

hW 27-11 Marshall
hW 32-25 Lynchburg College
hW 33-13 Western Md.
aL 20-30 VMI
hW 37-10 Roanoke Elks
hW 40-14 Milligan College
hW 26-19 Tennessee
aW 29-17 Lynchburg Elks
aL 12-24 Richmond Takola
aW 29-28 Catholic U.
aL 33-35 George Washington
aL 14-62 Navy
hW 34-20 Morris-Harvey
nL 32-38 W & L
nW 26-25 VMI
hW 32-20 N.C. State
hW 48-21 Lenoir Rhyne
hW 38-16 Roanoke College
nL 22-26 Virginia
hW 27-19 VMI
591-473

1922-23 (13-6)

hL 20-28 Washington College
aW 27-18 King College
hW 35-20 Elon
hW 28-9 Hampden-Sydney
aW 22-19 VMI
hW 41-11 Concord St. T.
aL 7-31 W & L
hW 36-12 King College
hW 34-27 Roanoke College
hW 26-25 West Va. Wesleyan
hW 23-19 Carson Newman
nW 42-16 VMI
hL 33-34 Trinity (Duke)
hL 28-29 W & L
hW 38-16 Western Md.
hL 20-21 VMI
nW 22-18 Virginia
nW 20 26-23 Vanderbilt
nL 20 23-38 Chattanooga
531-414

1923-24 (5-13)

aL 14-41 Lynchburg College
hL 17-21 Morris-Harvey
aL 11-22 VMI
hL 10-37 Wake Forest
hL 25-33 Elon
nL 21-33 W & L
nL 16-32 Virginia
hL 15-37 Carson Newman
hW 30-29 William & Mary
nL 15-20 VMI
hW 24-12 King College
aL 17-29 W & L
aW 26-22 Transylvania
aL 14-36 Kentucky
aL 37-47 Centre College
aL 14-29 Marshall
aW 34-20 Morris-Harvey
hW 34-20 Roanoke College
374-521

1924-25 (6-9)


hW 39-21 Concord St. T.
hL 32-47 Wake Forest
aL 29-30 VMI
hW 33-28 King College
aL 18-26 W & L
hW 48-21 Morris-Harvey
aL 32-43 Virginia
hL 32-37 Carson Newman
hW 27-18 VMI
hW 42-19 Elon
hL 20-27 W & L
hL 29-40 Davidson
aL 32-48 Furman
aW 27-13 Clemson
nL 13-42 UNC
453-460

1925-26 (3-10)

hL 14-16 Concord St. T.
hL 17-19 Maryland
hL 19-23 Roanoke College
aL 30-43 W & L
hL 19-34 Virginia
hW 20-18 VMI
aL 23-24 Lynchburg College
aW 25-24 Richmond
aL 24-42 Catholic U.
aL 14-30 Maryland
hW 41-20 W & L
hL 20-27 Carson Newman
aL 19-26 VMI
285-346

1926-27 (6-8)

hW 33-29 King College
hW 40-22 Roanoke College
hW 26-24 Elon
aL 25-34 Virginia
aL 30-34 Roanoke College
aW 33-30 VMI
aL 32-36 UNC
aL 18-31 Duke
aL 24-29 N.C. State
hW 39-15 Lynchburg College
hL 23-39 W & L
hW 26-20 VMI
aL 40-46 W & L
hL 14-27 Virginia
403-416



*Harry Bushkar was the Virginia
Player of the Year in 1946.*

1927-28 (5-11)

hW 30-10 King College
hL 20-29 Maryland
hW 30-29 Lynchburg College
aL 24-35 W & L
hW 39-26 Alabama
aL 26-35 Virginia
hL 11-29 VMI
nL 24-47 West Virginia
hL 31-34 Duke
hL 12-38 Virginia
nW 36-17 W & L
hW 37-14 Sewanee
aL 22-35 VMI
aL 26-36 Richmond
aL 10-30 Maryland
aL 33-57 Georgetown
411-501

1928-29 (4-13)

hL 29-36 Elon
aL 19-42 VMI
hW 26-25 Virginia
aL 25-44 W & L
aL 27-33 UNC
aL 27-44 Duke
aL 13-28 Davidson
hW 39-29 Maryland
aL 25-34 Virginia
hW 33-23 VMI
nL 27-49 West Virginia
hL 19-41 Davidson
hL 17-45 W & L
hL 25-26 Hampden-Sydney
hW 22-19 Carson Newman
hL 32-35 Marshall
hL 17-36 W & L
422-589

1929-30 (5-14)

aL 17-30 Roanoke College
hW 43-19 Roanoke College
hL 17-31 N.C. State
hW 35-29 Emory & Henry
aL 21-28 Virginia
aL 27-44 Maryland
hW 34-31 Virginia
hL 30-31 Elon
hW 39-35 VMI
hL 21-30 UNC
hL 23-27 Sewanee
hL 20-38 Davidson



hW 44-32 William & Mary
hL 23-34 Maryland
aL 21-43 VMI
hL 20-35 W & L
aL 23-41 UNC
aL 18-41 N.C. State
aL 20-35 W & L
496-634

1930-31 (5-10)

hW 28-21 Virginia
aL 18-22 N.C. State
aL 17-39 Wake Forest
aW 31-28 UNC
aL 20-22 Davidson
hW 28-27 VMI
aW 39-21 Lynchburg College
aL 25-35 Virginia
hL 16-33 Maryland
hL 24-30 UNC
aL 30-31 VMI
hW 38-35 Emory & Henry
aL 24-37 W & L
hL 27-34 Sewanee
hL 17-37 W & L
382-452

1931-32 (8-9)

hW 27-26 Wake Forest
aL 26-38 UNC
aL 17-33 N.C. State
hW 37-20 Roanoke College
aL 18-28 W & L
hL 24-35 Virginia
aL 22-26 Virginia
aL 16-51 Maryland
hL 21-30 Maryville
hL 18-22 N.C. State
hL 20-31 UNC
aW 25-18 VMI
hW 35-18 Catholic U.
hW 22-16 W & L
aW 30-25 Roanoke College
hW 25-17 Marshall
hW 23-18 VMI
406-452

1932-33 (5-10)

hL 20-40 Maryland
hW 34-31 W & L
aL 26-58 UNC
aL 18-46 N.C. State
aW 38-34 VMI
aL 21-37 Maryland
nL 30-36 Virginia
hL 25-45 N.C. State
hW 27-22 Davidson
hL 25-31 Duke
aL 32-40 Emory & Henry
hL 40-43 George Washington
aW 37-35 W & L
hW 27-15 VMI
nL 25-32 UNC
425-545

1933-34 (1-15)

hL 14-31 UNC
hL 24-29 Maryland
aL 25-37 Catholic U.
aL 19-40 George Washington
aL 32-34 Maryland
aL 21-42 UNC
aL 30-45 N.C. State

hL 14-34 Richmond
hL 28-32 Davidson
hW 22-19 VMI
hL 15-45 Duke
aL 31-47 W & L
hL 30-48 W & L
hL 30-46 N.C. State
aL 26-43 VMI
hL 20-27 Emory & Henry
381-599

1934-35 (3-16)

hL 25-42 Kroger Bl. Dev.
hL 9-29 UNC
hW 29-17 Roanoke College
hL 17-37 Richmond
aL 19-49 W & L
hL 24-29 Virginia
aL 17-29 N.C. State
aL 25-32 Duke
aL 13-29 UNC
aL 25-40 VMI
hW 30-24 William & Mary
hL 19-27 Duke
hL 22-29 W & L
hL 21-40 N.C. State
aL 20-40 Richmond
aL 26-42 William & Mary
aL 31-54 Virginia
aL 24-26 Roanoke College
hW 25-24 VMI
421-639

1935-36 (5-16)

hW 42-16 Roanoke YMCA
hL 13-27 Natl. Bus. College
hL 21-40 UNC
hL 28-36 William & Mary
hW 31-26 VMI
aL 23-24 Roanoke College
aL 18-50 W & L
aL 26-34 UNC
aL 28-44 N.C. State
aL 20-40 Duke
hL 44-46 N.C. State
hL 32-46 Clemson
hL 22-42 W & L
aW 26-15 Hampden-Sydney
aL 36-42 William & Mary
aL 26-30 Virginia
hW 35-30 Davidson
hW 27-23 Hampden-Sydney
hL 30-39 Roanoke College
aL 33-44 Natl. Bus. College
aL 36-38 VMI
597-732

1936-37 (6-11)

hW 36-29 William & Mary
hL 26-38 UNC
aW 28-27 Rand. Macon Acad.
aW 38-30 William & Mary
aL 22-32 Richmond
aL 30-52 W & L
aL 25-55 Catholic U.
aL 17-45 Navy
aL 22-30 VMI
hL 24-36 N.C. State
hL 24-38 W & L
nW 29-28 Virginia
aL 29-38 N.C. State
aL 25-41 UNC
nL 22-40 Virginia

hW 32-37 Richmond
hW 32-31 VMI
461-617

1937-38 (6-8)

hW 29-25 William & Mary
hL 32-38 UNC
hW 22-19 Richmond
aW 41-31 William & Mary
aL 22-25 Richmond
aL 34-52 W & L
aL 23-29 American U.
aL 35-42 Maryland
aL 38-43 Virginia
hW 28-35 VMI
hW 35-32 Virginia
hL 24-32 W & L
hW 52-45 Rand. Macon Acad.
aL 23-29 VMI
438-467

1938-39 (3-14)


hL 33-46 William & Mary
hW 32-31 Richmond
aL 35-46 Duke
aW 36-35 UNC
aL 29-66 W & L
aL 36-54 VMI
aL 16-45 Virginia
hL 31-47 Marshall
aL 26-44 Richmond
aL 30-57 William & Mary
hL 30-43 VMI
nL 40-55 Davidson
aL 35-52 N.C. State
hW 35-33 Rand. Macon Acad.
hL 25-39 Virginia
hL 26-31 Hampden-Sydney
hL 51-65 W & L
546-789

1939-40 (4-15)

nW 31-24 House of David
nL 25-46 UNC
hL 25-34 W & L
hW 33-18 Hampden-Sydney
aL 41-49 Maryland
aL 30-74 George Washington
hW 51-43 Natl. Bus. College
aL 22-42 W & L
hL 25-34 Virginia
hL 28-45 Marshall
aL 39-41 Richmond
aL 33-38 William & Mary
hL 28-35 Catawba
hL 32-41 Richmond
hW 40-32 VMI
nL 33-39 Natl. Bus. College
hL 29-49 William & Mary
aL 35-50 VMI
aL 27-42 Virginia
607-776

1940-41 (8-13)

aW 42-41 Langley Fld.
nL 38-39 Naval Trng. Sta.
aL 39-41 Apprentice School
hW 67-38 Naval Trng. Sta.
hL 51-54 William & Mary
nL 29-41 W & L
nL 35-49 Virginia
aL 30-37 W & L
aL 35-60 UNC



Chris Smith is a charter member of the Virginia Tech Sports Hall of Fame.



nW 57-41 Davidson
hW 54-35 N.C. State
hW 58-45 U. New Mexico
aL 35-36 Richmond
aL 50-52 William & Mary
aL 52-60 VMI
hL 31-33 VMI
hL 39-40 Virginia
hW 37-31 Richmond
aW 42-33 American U.
aW 48-39 Maryland
nL 37-54 George Washington
906-899

1941-42 (10-10)

aW 63-53 Emory & Henry
hW 50-38 Emory & Henry
aL 41-52 Naval Trng. Sta.
aW 59-44 Langley Field
aW 41-36 Apprentice School
nL 27-29 W & L
hL 29-34 William & Mary
hL 33-35 W & L
nW 42-25 Virginia
hW 55-27 Hampden-Sydney
nW 49-35 Citadel
aW 45-39 William & Mary
aL 39-44 Richmond
hW 28-26 VMI
hL 33-34 Richmond
aL 42-43 VMI
hL 36-58 Virginia
hW 57-42 Furman
aL 50-67 Duke
aL 43-54 N.C. State
862-815

1942-43 (7-7)

aW 39-38 Emory & Henry
hW 51-33 Emory & Henry
hW 49-34 William & Mary
hL 33-43 VMI
hL 35-38 UNC
hL 37-50 Bolling Field
aL 40-43 N.C. State
aL 70-78 Duke
aW 44-40 N.C. Pre-Flight
hW 42-37 W & L
nW 62-46 Virginia
hL 38-42 VMI
aL 25-55 William & Mary
aW 47-38 W & L
612-615

1943-44 (11-4)

aW 42-36 Emory & Henry
nL 55-63 Virginia
aL 29-60 N.C. Pre-Flight
aL 29-42 UNC
aW 31-26 Woodrow Wilson
aW 46-20 VMI
hW 46-24 Blackstone A.A.
hW 53-30 Woodrow Wilson
hW 39-17 VMI
hW 46-22 William & Mary
hW 44-24 Emory & Henry
aW 43-40 Apprentice School
aW 58-29 William & Mary
nW 38-34 Davidson
nL 24-39 UNC
623-506

1944-45 (6-8)

hW 57-34 Bridgewater
hL 34-39 Emory & Henry
hW 47-41 Concord State
hL 30-55 UNC
hL 34-44 Virginia
aL 28-60 UNC
hW 42-23 VMI
aL 40-55 Hampden-Sydney
aL 30-41 William & Mary
aL 27-37 Emory & Henry
hW 41-35 Hampden-Sydney
nL 41-48 Milligan
hW 57-55 Milligan
aW 57-34 VMI
565-601

1945-46 (11-8)

hW 60-19 Lynchburg College
hL 40-48 UNC
hL 52-62 Old Dominion
aL 29-57 Virginia
hW 58-28 VMI
aW 43-26 Woodrow Wilson
aW 40-33 Richmond
hW 48-24 VMI
hW 31-25 Richmond
aL 27-40 McGuire Gen.
hW 69-31 Roanoke College
aL 46-64 Old Dominion
aL 42-63 UNC
hW 51-45 William & Mary
hW 69-23 W & L
hL 48-57 George Washington
aW 59-45 Roanoke College
nW 2 39-33 George Washington
nL 2 38-44 Duke
889-767

1946-47 (13-13)

aW 52-41 Bristol YMCA
aW 53-42 Catholic U.
aL 45-48 American
aW 55-39 Quantico
hW 42-35 House of David
hW 67-25 Lynchburg College
hW 46-41 Roanoke College
hW 51-22 Emory & Henry
aW 53-52 VMI
hL 49-57 Maryland
hL 46-53 W & L
aW 51-40 Roanoke College
hL 52-58 Virginia
hW 60-50 Hampden-Sydney
aL 45-59 Richmond
aL 41-50 William & Mary
aL 40-52 Duke
aL 51-57 UNC
aL 60-75 Hanes Hosiery
hW 54-40 Richmond
hW 56-52 William & Mary
hW 47-41 VMI
aL 42-55 Maryland
aL 49-66 George Washington
aL 57-71 Hampden-Sydney
aL 54-74 W & L
1318-1285

1947-48 (14-9)

nW 1 58-46 Old Dominion
aL 51-66 Georgetown
aL 53-57 Quantico
aW 48-42 Bristol YMCA

hL 31-39 UNC
hW 59-41 William & Mary
aW 54-49 Virginia
hW 44-43 Roanoke College
aL 45-52 Duke
aL 36-68 UNC
hL 58-60 George Washington
hW 71-49 Hampden-Sydney
aW 50-39 VMI
aW 51-46 Richmond
aL 42-46 William & Mary
aL 35-42 Roanoke College
hW 75-49 W & L
hW 55-48 Richmond
hW 57-43 Virginia
aW 57-55 Hampden-Sydney
aW 55-47 W & L
hW 59-51 VMI
nL 2 40-61 UNC
1184-1139

1948-49 (10-13)

aL 44-55 Roanoke Rebels
aL 49-65 Quantico
aL 37-54 George Washington
aL 51-60 Maryland
aL 48-56 Roanoke Rebels
hL 48-56 UNC
hW 56-46 Duke
hW 54-52 William & Mary
aL 58-66 W & L
aL 52-65 Duke
aL 59-78 UNC
hL 48-51 Richmond
hW 52-50 Virginia
aW 48-38 Roanoke College
aL 47-62 William & Mary
aW 52-47 Richmond
hW 66-53 VMI
aW 66-64 Virginia
hW 68-54 W & L
hW 64-55 Roanoke College
aL 58-64 Hampden-Sydney
aW 59-48 VMI
hL 66-68 Hampden-Sydney
1205-1307

1949-50 (16-9)

aW 70-57 Kane's Rebels
aL 58-72 Loyola College
aL 52-84 St. John's
aL 53-73 Long Island U.
hW 63-57 Maryland
hW 62-48 UNC
nL 27 56-60 Davidson
hW 78-48 Roanoke College
hW 71-59 George Washington
aW 58-39 Roanoke College
aW 64-50 Virginia
aL 69-73 W & L
aW 73-41 VMI
aL 53-66 UNC
aL 56-81 N.C. State
hW 61-51 Richmond
hW 75-53 Hampden-Sydney
hW 80-71 W & L
aW 74-39 Richmond
aL 50-64 William & Mary
hW 78-64 Virginia
hW 60-47 William & Mary
hW 78-58 VMI
aW 84-83 Hampden-Sydney
nL 10 42-67 N.C. State
1618-1505



Ron "Spider" Perry (22) was a key member of Tech's first NIT and NCAA Tournament squads in the mid-1960s.



1950-51 (19-10)

aW	83-63	Kane's Rebels
nL 11	50-57	Eastern Kentucky
hW	79-53	Little Creek Navy
hW	89-64	Norfolk Navy
aL	49-63	Duquesne
aL	65-73	St. Francis
aL	67-78	West Virginia
aW	71-61	Roanoke College
aW	79-74	Fort Meyer
aL	64-67	Quantico
aW	91-75	Hampden-Sydney
aW	60-59	Virginia
hW	94-81	Roanoke College
nW 1	68-64	South Carolina
aW	66-57	Maryland
aW	86-71	George Washington
hW	58-57	W & L
aL	66-114	N.C. State
aL	58-61	W & L
hW	79-72	West Virginia
aL	67-73	William & Mary
aW	86-76	Richmond
hW	85-60	VMI
hW	93-62	Virginia
hW	83-61	Richmond
hW	94-83	Hampden-Sydney
hW	82-77	William & Mary
aL	76-79	VMI
nL 2	61-64	Duke
	2249-1995	

1951-52 (4-16)

aL	43-95	Eastern Kentucky
aL	53-78	West Virginia
aL	64-78	Roanoke Rebels
aL	74-77	Roanoke College
aL	71-76	W & L
hL	74-88	George Washington
aL	70-84	Hampden-Sydney
aL	58-67	Davidson
aL	60-71	South Carolina
hW	90-62	Virginia
aL	70-83	Richmond
aL	79-85	William & Mary
hW	60-54	Richmond
nW 12	87-85	W & L
aW	73-54	VMI
hL	82-99	West Virginia
hL	76-86	William & Mary
aL	59-74	Virginia
hL	53-56	VMI
hL	82-83	Hampden-Sydney
	1378-1535	

1952-53 (4-19)

aL	75-84	High Point
aL	61-73	Elon
aL	57-113	Marshall
aL	42-83	Eastern Kentucky
nL 12	66-69	South Carolina
hL	55-92	West Virginia
aL	46-65	Maryland
aL	59-105	George Washington
hW	85-68	W & L
aL	95-108	Virginia
aL	62-86	West Virginia
aL	74-91	William & Mary
aL	54-86	Richmond
aL	74-76	W & L
hL	56-70	Maryland
hL	72-75	Furman
hW	83-67	VMI

hL	71-77	Richmond
hL	65-81	George Washington
hL	85-87	Virginia
aL	64-90	VMI
hW	75-74	William & Mary
hW	71-62	Davidson
	1547-1883	

1953-54 (3-24)

aL	55-82	Wake Forest
aW	68-61	Davidson
aL	75-103	Furman
aL	55-93	George Washington
aL	52-60	Maryland
nL 4	54-63	Richmond
nL 4	81-97	Virginia
aL	62-91	N.C. State
aL	45-82	Duke
hL	40-73	George Washington
hL	73-95	Virginia
hL	69-87	Davidson
aL	75-99	Richmond
aL	66-82	William & Mary
aL	68-111	West Virginia
hL	41-54	Maryland
hL	52-66	William & Mary
hW	65-62	W & L
aL	78-82	VMI
nL12	53-107	Duke
hL	61-83	Richmond
nL	51-96	N.C. State
nL13	67-101	West Virginia
aL	69-78	Virginia
hW	85-70	Citadel
aL	62-72	W & L
hL	63-64	VMI
	1685-2214	

1954-55 (7-20)

aL	71-78	Elon College
aW	91-69	Citadel
aW	98-87	Col. Charleston
aW	71-70	Davidson
aL	68-76	Lenoir-Rhyne
nW 4	88-77	Rutgers
nL 4	57-84	Richmond
nL 4	67-82	William & Mary
aL	82-98	West Virginia
aL	61-63	Richmond
aL	63-88	W & L
hL	68-70	Davidson
hL	69-75	William & Mary
aL	60-95	George Washington
hL	61-64	West Virginia
aL	87-125	Furman
aL	73-90	South Carolina
hL	58-60	Furman
hL	65-70	Richmond
aL	73-105	William & Mary
hL	67-82	W & L
hL	57-82	George Washington
aL	74-76	VMI
hL	59-107	Virginia
hW	88-53	Citadel
hW	78-70	VMI
aW	78-72	Virginia
	1932-2168	

1955-56 (14-11)

hW	105-53	Guilford
aL	68-85	Furman
aW	97-64	Citadel

aL	76-78	Davidson
aW	108-75	Guilford
nL 4	60-64	Seton Hall
nL 4	85-103	Virginia
nW 4	80-59	Rhode Island
aL	66-71	Virginia
hW	89-73	Davidson
hW	63-61	George Washington
aL	57-66	William & Mary
aW	60-49	W & L
aL	70-92	George Washington
hL	60-66	Richmond
hW	76-64	Virginia
aW	64-56	VMI
aL	62-84	West Virginia
hW	68-64	W & L
hW	73-71	Furman
aW	73-71	Richmond
hL	74-79	William & Mary
hW	103-47	Citadel
hW	95-56	VMI
nL 4	70-84	Furman
	1906-1729	

1956-57 (14-8)

hW	79-71	Richmond
aL	88-91	Furman
aW	72-68	Citadel (OT)
nL 21	55-56	Kentucky
nL 21	47-62	Alabama
hL	81-85	Furman
hW	83-72	Citadel
aL	70-72	William & Mary
aW	49-47	Richmond
hW	86-60	Davidson
nL 13	54-59	West Virginia
hW	70-56	Virginia
aW	83-67	George Washington
hW	66-56	W & L
hW	94-83	William & Mary
aW	54-46	W & L
hW	80-42	VMI
hW	82-63	George Washington
aW	82-70	VMI
aL	55-71	Davidson
nW 4	64-56	William & Mary
nL 4	54-68	W & L
	1548-1421	

1957-58 (11-8)

hL	62-72	Richmond
aL	54-55	Citadel (OT)
aL	58-65	Tulane
aW	70-59	Georgia Tech
aL	73-74	Richmond
aL	66-80	Virginia
aW	86-63	VMI
hW	96-60	W & L
aW	87-75	William & Mary
aW	64-51	Davidson
hW	102-76	Furman
hL	54-70	George Washington
aW	78-64	W & L
hW	90-58	Davidson
hW	75-44	Citadel
aL	72-76	George Washington
hW	72-68	William & Mary
hW	99-82	VMI
nL 4	61-79	William & Mary
	1419-1271	

1958-59 (16-5)

hW	85-73	Virginia
----	-------	----------



Duke Thorpe led the Hokies in scoring and rebounding in the 1976-77 season.

aL	70-78	Marshall
aW	95-80	Furman
nW 16	93-52	Spring Hill
nW 16	67-64	Centenary
nL 16	66-71	La. Tech (OT)
aW	69-60	Richmond
hW	86-81	George Washington
hW	105-24	W & L
nW 6	93-80	Marshall
hW	91-70	Davidson
aL	58-59	William & Mary
aL	78-81	VMI
hW	74-68	William & Mary
hW	76-69	Citadel
aW	94-63	Davidson
hW	104-66	Richmond
aW	91-84	George Washington
aW	78-51	W & L
hW	118-60	VMI
nL 4	67-85	George Washington
	1758-1419	

1959-60 (20-6)

hW	75-62	George Washington
aW	80-72	Virginia
nL 15	80-85	Marshall
nW 15	78-74	Tennessee Tech
aW	74-56	E. Tennessee St.
aL	57-62	Tulane
nW 21	82-61	Mississippi State
aW	73-65	Richmond
nW 6	79-72	Marshall
hW	96-51	Davidson
aW	92-91	William & Mary (OT)
aW	95-93	VMI (OT)
aW	89-78	Navy
hW	107-77	Furman
aL	59-77	Dayton
aL	46-48	Toledo (OT)
aL	90-105	George Washington
aW	84-75	Davidson



hW 82-66 William & Mary
aW 86-74 Citadel
hW 85-53 Richmond
hW 100-71 VMI
aW 100-87 Furman
aW 78-58 Richmond
nW 4 88-52 George Washington
nL 4 72-82 West Virginia
2127-1817

1960-61 (15-7)

hW 76-54 Richmond
hW 105-59 Davidson
nL 14 73-76 Auburn
nW 14 81-54 Baylor
nW 19 106-75 South Carolina
aW 73-63 Citadel
aL 56-74 Alabama
hW 77-72 Furman
hW 78-63 VMI
aL 60-74 William & Mary
aL 72-83 West Virginia
aL 84-100 Wake Forest
hW 116-93 Citadel
aL 79-81 Richmond
aW 86-85 VMI
aW 99-77 George Washington
hW 85-67 William & Mary
aW 79-72 Davidson
hW 105-70 Virginia
hW 98-92 George Washington
aW 103-81 Furman
nL 4 83-84 George Washington
1874-1649

1961-62 (19-6)

aL 74-80 George Washington
aL 70-73 NYU
nW 14 70-65 Alabama
nL 14 63-77 Auburn
nW 22 79-78 Vanderbilt
nW 22 78-69 Florida
hW 91-67 Alabama
aW 97-75 VMI
aL 81-85 West Virginia
aW 63-49 William & Mary
hW 67-54 Richmond
aW 62-59 Virginia
hW 83-73 Tennessee
aL 83-89 Furman
hW 85-82 West Virginia
hW 111-86 East Carolina
hW 74-72 Furman
hW 87-81 Wake Forest
hW 104-65 William & Mary
hW 85-71 VMI
aW 76-69 Richmond
hW 91-75 George Washington
nW 4 101-83 Citadel
nW 4 70-66 VMI
nL 4 72-88 West Virginia
2047-1831

1962-63 (12-12)

aW 80-77 Kentucky
hW 76-88 Richmond
hW 77-71 William & Mary (OT)
hW 82-65 Mississippi State
aL 72-80 Vanderbilt (OT)
nL 22 72-73 Georgia Tech (OT)
nL 22 67-69 Rice
hW 71-63 Virginia
hW 74-70 VMI

aL 63-78 William & Mary
aL 63-76 Wake Forest
hL 61-66 Furman
aL 83-86 West Virginia
aW 75-73 Virginia
hW 79-75 George Washington
aW 77-66 VMI
hL 76-79 West Virginia
aW 90-72 Richmond
hL 61-64 Wake Forest
aL 73-82 George Washington
aL 64-70 Furman
hW 81-73 East Carolina
nW 4 74-72 William & Mary
nL 4 67-75 Davidson
1758-1743

1963-64 (16-7)

hW 77-53 Richmond
aW 93-77 Mississippi State
hW 81-75 Georgia
hW 72-64 LSU
hL 60-81 Tennessee
hW 83-76 George Washington
hW 62-60 Virginia
aL 89-96 George Washington
hW 75-65 Furman
hW 77-72 Wake Forest
aW 73-66 William & Mary
aW 90-88 UNC (2OT)
hW 72-68 East Carolina
aW 78-62 Virginia
aL 87-96 Georgia
hL 73-81 West Virginia
aW 103-85 Richmond
hW 90-86 William & Mary (OT)
aL 82-85 Wake Forest
hW 79-54 Navy
aW 78-75 Furman
aL 77-79 West Virginia
nL 4 62-64 George Washington
1813-1708

1964-65 (13-10)

nL 42 63-98 Duke
nL 42 69-74 Pittsburgh
nL 42 84-99 Duquesne
hW 69-64 Vanderbilt
aL 74-75 Wake Forest
hL 53-72 Alabama
hW 104-75 Mississippi State
hL 90-94 Citadel (OT)
hW 73-56 Virginia
hL 85-86 Wake Forest
aW 89-75 William & Mary
hW 68-58 Richmond
hW 89-63 East Carolina
hW 104-81 Furman
hW 82-74 West Virginia
aW 94-74 Richmond
aW 102-82 Furman
hW 92-74 George Washington
aL 83-84 George Washington
hW 76-57 William & Mary
aL 72-127 West Virginia
nW 18 103-63 Richmond
nL18 59-70 William & Mary
1878-1775

1965-66 (19-5)

nL17 79-112 Duke
aW 94-88 Purdue (OT)
hW 79-59 Mississippi State

hW 95-63 William & Mary
hW 91-88 Massachusetts
hW 72-62 Clemson
nW 25 101-74 Texas A&M
nW 25 91-90 Wichita
nL 25 90-99 Oklahoma City
aW 76-69 William & Mary
hW 88-73 Richmond
hW 100-74 Pittsburgh
aW 82-75 George Washington
hW 83-64 East Carolina
aW 90-87 Clemson
hW 91-77 Toledo
aL 81-82 Richmond
aL 65-79 Virginia
hW 110-85 Wake Forest
aW 81-75 UNC
aW 67-61 Citadel
hW 82-61 George Washington
aW 90-83 Wake Forest
nL 24 73-88 Temple
2051-1896

1966-67 (20-7)

nW 18 85-71 Duke
hW 79-63 Purdue
aL 75-78 Wake Forest (OT)
hW 99-77 Eastern Kentucky
hW 76-61 Richmond
nW 22 67-65 Penn State
nL 22 73-92 Florida
aW 96-69 William & Mary
hW 82-70 Wake Forest
nW 18 74-68 Davidson
hW 91-62 East Carolina
hL 68-70 Clemson
aW 77-60 Pittsburgh
hW 100-65 Loyola (Md.)
hW 84-79 William & Mary (OT)
hW 78-70 George Washington
aW 89-71 Richmond
hW 87-47 Ohio University
aW 78-66 George Washington
aL 33-43 East Carolina
hW 87-80 Richmond
aL 78-110 UNC
hW 76-60 Virginia
aL 71-90 Toledo
nW 23 82-76 Toledo
nW 23 79-70 Indiana
nL 23 66-71 Dayton (OT)
2130-1904

1967-68 (14-11)

nL 22 66-74 Duke
aL 76-89 UNC
aL 70-92 Alabama
hW 71-67 Wake Forest
nL 26 77-90 Yale
hW 75-59 NYU
nW 25 103-76 Idaho State
nL 25 64-97 Brigham Young
nL 25 61-76 Auburn
aW 74-65 Ohio U.
aW 84-82 Virginia
hW 90-70 William & Mary
aW 80-71 Richmond
hW 92-54 Loyola
aL 61-78 Villanova
aW 101-78 Clemson
hW 84-74 Eastern Kentucky
aL 76-81 Davidson
hW 76-65 Toledo



Calvin Oldham is one of the school's career leaders in field goal percentage.



Guard Al Young's last-second tip gave Tech a victory over South Alabama in the 1984 NIT.



hL 70-80 UNC
hW 91-71 Richmond
aW 78-72 William & Mary (OT)
hW 77-71 Bowling Green
aL 79-120 Houston
aL 78-88 Tulane
1954-1940

1968-69 (14-12)

nL 17 76-87 Duke
nL 28 70-81 West Virginia
hW 77-74 Florida State
nW 19 83-72 William & Mary
nW 19 85-74 Virginia
nW 47 79-58 Delaware
nL 47 63-66 Baylor
aW 88-87 East Carolina (OT)
aW 75-60 William & Mary
hW 77-67 Richmond
aL 77-99 UNC
hW 77-46 William & Mary
hL 57-70 Villanova
hW 84-74 Appalachian State
aL 65-73 Eastern Kentucky
hW 86-75 Clemson
aL 76-105 Toledo
aL 77-83 Bowling Green
hW 67-54 UT Arlington
aL 71-79 Wake Forest
hW 68-64 Virginia
aL 77-78 Richmond
aL 71-79 Davidson
hW 79-76 Tulane
aL 77-82 West Virginia
hW 74-68 Houston
1956-1930

1969-70 (10-12)

nL 17 63-66 Duke (2OT)
hW 76-65 William & Mary



Wally Lancaster scored 30 points in Tech's upset of Georgetown during the 1987-88 season

hL 63-78 N.C. State
nL 29 79-84 William & Mary
nL 22 45-48 Florida
nL 22 55-57 Army
hW 69-59 Richmond
hW 57-53 Bucknell
aL 71-81 Virginia
aW 92-72 William & Mary
aW 66-59 Richmond
hW 91-74 Eastern Kentucky
aL 79-87 Clemson
aL 54-86 South Carolina
aL 73-83 Florida State
nW 28 76-75 West Virginia
hL 66-73 Davidson (OT)
hW 102-69 Loyola (Baltimore)
hW 94-78 Wake Forest
hL 79-83 Appalachian State
aL 70-98 UNC
hW 80-78 West Virginia
1680-1678

1970-71 (14-11)

nW 29 88-78 William & Mary
nL 29 59-68 Virginia
hW 89-66 Appalachian State
aL 87-94 N.C. State (OT)
aL 75-104 Duke
hL 76-78 South Carolina
nL 30 74-83 E. Tennessee St.
nW 30 77-57 Richmond
aL 81-92 Wake Forest
hW 93-74 Virginia
hW 87-77 George Washington
aL 73-74 Richmond (2OT)
aL 79-86 Eastern Kentucky
hW 76-66 Clemson
hW 89-58 Richmond
aW 74-62 William & Mary
hW 91-63 William & Mary
aW 102-85 Tulane
aW 82-75 Tampa
nL 28 82-93 West Virginia
aL 53-56 Clemson
hW 86-80 Ohio University
hW 73-52 Kent State
hW 106-85 Georgia Southern
aL 95-104 West Virginia
2047-1910

1971-72 (16-10)

hW 83-58 Richmond
aL 60-93 UNC
hW 92-80 Appalachian State
aL 76-77 South Carolina
nW 1 82-54 Richmond
nL 1 56-57 VMI
nW 18 77-73 Rutgers
aL 73-83 Davidson
nL 73-83 Duke
aW 67-66 American
nL 30 62-66 Texas A&M (OT)
hW 70-60 Wake Forest
hW 81-79 Georgia Southern
aL 79-88 Ohio U.
aL 73-85 Clemson
aW 105-101 West Virginia (3OT)
hW 87-65 William & Mary
hW 48-44 Clemson
aW 82-65 Richmond
aL 85-107 Virginia
aW 90-69 William & Mary
hW 76-55 Tulane

hW 72-70 Loyola (Md.)
aW 70-63 Kent State
hL 82-83 West Virginia
hW 103-75 Eastern Kentucky
2004-1899

1972-73 (22-5)

hW 99-58 Appalachian State
nL 82-96 UNC
aW 98-77 William & Mary
hW 78-67 E. Tennessee St.
aW 67-62 Ohio State
hW 71-61 Richmond
aW 3 81-80 Old Dominion
nW 3 77-71 Stanford
aW 96-93 St. Bonaventure
hW 81-68 South Carolina
hW 100-90 Ga. Southern
aL 75-92 Florida
hW 127-92 William & Mary
hW 91-82 Florida State
aW 71-67 Wake Forest
aL 72-81 Eastern Kentucky
hW 102-89 Northern Illinois
aW 86-88 West Virginia
aL 93-94 Richmond (2OT)
hW 117-89 George Washington
aL 74-89 Toledo
hW 87-83 Virginia
hW 76-53 West Virginia
nW 24 65-63 New Mexico
nW 24 77-76 Fairfield
nW 24 74-73 Alabama
nW 24 92-91 Notre Dame (OT)
2309-2195

1973-74 (13-13)

hW 62-51 VMI
aL 74-76 Auburn
aL 64-75 Alabama
hW 68-67 Ohio State
nL 18 78-83 UNC
hW 85-74 Florida
nL25 66-85 Houston
nL25 74-79 Weber State
nW25 102-66 Southwestern
hW 92-65 Eastern Kentucky
hW 77-75 St. Bonaventure
aL 80-85 Florida State
hW 82-80 West Virginia
hL 68-70 Oral Roberts
hW 72-68 Richmond
aW 75-74 Northern Illinois
hW 80-61 William & Mary
hL 58-64 Wake Forest
hW 80-69 Toledo
aW 72-54 William & Mary
aL 86-90 Richmond
aL 83-94 West Virginia
aL 71-82 South Carolina
hW 75-65 Mercer
aL 70-84 Virginia
aL 81-88 George Washington (2OT)
2064-2005

1974-75 (16-10)

aW 96-64 VMI
aW 86-85 Florida
aL 72-75 Vanderbilt
nW 32 73-66 Austin Peay
hW 83-82 Auburn
aW 72-71 Ohio State
aL 63-84 Michigan



Thomas Elliott led the Hokies in scoring in the 1991-92 and 1992-93 seasons.

nW 33 88-77 Washington
hL 73-77 Alabama
hW 107-87 Vermont
aL 69-88 St. Bonaventure
hL 77-81 South Carolina
hW 74-73 Virginia
aW 87-86 West Virginia (OT)
hW 60-48 Fairleigh Dickinson
aW 83-69 Richmond
aL 69-76 William & Mary
aL 72-90 Wake Forest
aW 90-81 Eastern Kentucky
hW 87-74 DePaul
hW 106-79 Richmond
hW 101-75 William & Mary
hL 75-87 UNC
aL 81-85 Oklahoma City
aL 68-93 Oral Roberts
hW 78-68 West Virginia
2090-2021

1975-76 (21-7)

hW 94-67 Sewanee
hW 89-44 Akron
aL 75-88 UNC
hW 90-60 Florida
hW 112-71 Morehead State
nW 34 87-60 Oregon
aL 74-101 Indiana
hW 99-85 Vanderbilt
nW 1 115-74 St. Bonaventure
hW 112-67 Birmingham So.
aW 72-71 Memphis State
hW 114-80 West Virginia
nW 4 91-69 Virginia
hW 86-58 Jacksonville
nL 17 72-79 Duke
hW 108-82 Marshall
aW 81-78 West Virginia
hW 105-79 William & Mary
hW 87-66 Oklahoma City
hW 86-66 Ohio University



Jay Purcell led Tech in scoring during the 1993-94 season.

hW	95-52	Brown
hW	81-79	George Washington
nL 1	79-86	Duke
hW	94-89	St. Bonaventure
hW	99-88	West Virginia
hW	85-70	Canisius
nL 1	62-66	Virginia
aW	70-68	Oral Roberts
aW	100-80	Samford
hW	77-69	Upsala
aL	70-71	South Carolina
hW	87-71	Syracuse
hW	109-75	Ark.-Little Rock
nL 18	68-83	N.C. State
nL 18	88-101	UNC
nW 4	71-63	VCU
nL 4	68-76	Virginia
hW	105-83	Ohio University
hL	74-88	Wake Forest
aL	88-89	West Virginia
hW	95-77	East Carolina
	2314-2060	

1978-79 (22-9)

hW	119-66	Buffalo St.
hW	101-68	Samford
nW 1	79-66	VMI
hW	84-59	William & Mary
aW	91-88	Old Dominion
nW 1	90-71	St. Louis
nW 1	81-69	Delaware
hW	77-60	James Madison
aW	62-60	New Orleans
hL	68-72	Cincinnati
aL	76-95	St. Bonaventure
aL	82-83	West Virginia
hW	83-68	Penn State
nL 4	78-93	Virginia
hW	100-80	Richmond
aL	72-82	Louisville
hW	113-51	CCNY
nL 18	88-97	N.C. State
nL 18	80-92	UNC (OT)
hW	91-85	Old Dominion
nL 1	72-78	Virginia
aW	55-49	William & Mary
hW	104-84	Ga. Southern
aW	76-75	Cincinnati
hW	73-61	West Virginia
aW	93-91	Richmond
nW 37	80-74	Cincinnati
nW 37	72-68	Louisville
nW 37	68-60	Florida State
nW 23	70-53	Jacksonville
nL 23	69-86	Indiana State
	2547-2284	

1979-80 (21-8)

hW	87-62	Campbell
hW	101-88	Liberty Baptist
hW	82-72	E. Tennessee St.
nW 1	93-84	Miami (Ohio)
nW 1	67-62	Georgia Tech
nW 21	71-58	Tulane
nL 21	66-70	Mississippi
aW	66-61	St. Louis
hL	69-70	Memphis St. (OT)
hW	73-71	West Virginia (OT)
hW	89-61	New Orleans
nL 4	58-65	Virginia
aW	61-59	Cincinnati
aW	79-77	Florida State
hW	97-57	Cincinnati

aW	78-62	Ohio University
aW	68-64	West Virginia
nW 1	69-68	Tulane
hW	82-70	St. Bonaventure
aW	88-81	George Washington
hL	54-56	Louisville (OT)
hW	66-40	James Madison
aL	63-65	Memphis State (OT)
aL	72-77	Louisville
hW	78-76	Florida State
hW	99-73	St. Louis
nL 38	51-65	Cincinnati
aW 23	89-85	W. Kentucky (OT)
nL 23	59-68	Indiana
	2175-1967	

1980-81 (15-13)

hW	85-57	Johns Hopkins
hW	81-78	Richmond
aL	61-68	Mississippi St.
aW	72-68	E. Tennessee St.
nW 28	70-64	West Virginia
hW	72-70	Pittsburgh
hL	52-55	Texas A&M
aL	51-57	VCU
nW 4	83-79	Richmond
nL 1	51-64	Virginia
hL	43-51	William & Mary
hW	80-70	Florida State (OT)
aL	77-82	Cincinnati
aL	46-48	William & Mary (3OT)
aL	60-70	Memphis State
aW	75-69	St. Louis
hW	91-67	Liberty Baptist
aL	70-92	Louisville
hW	92-67	George Washington
hL	66-71	Louisville
hW	84-69	St. Louis
aL	76-80	Florida State
aL	74-76	Tulane
hW	71-70	Memphis State
hW	96-75	Tulane
hW	115-92	Cincinnati
nW 38	72-66	Memphis State
aL	68-81	Louisville
	2034-1956	

1981-82 (20-11)

hW	116-64	Johns Hopkins
aW	93-72	George Washington
hW	76-60	William & Mary
aW	70-68	Richmond
hW	100-72	Old Dominion
hW	94-79	East Tennessee St.
hW	75-53	Mississippi St.
nW 22	75-70	Boston College
aW	102-83	Jacksonville
nL 1	67-75	West Virginia
hW	75-74	Louisville (OT)
hW	65-64	Tulane
hL	65-69	Florida State
hL	73-78	Memphis State
aW	78-76	Louisville
aW	83-75	St. Louis
aL	78-83	Memphis State
hW	76-64	Cincinnati
hW	101-76	VMI
nL 1	66-80	Virginia
aL	51-66	William & Mary
aL	51-52	Marquette
aL	81-87	Cincinnati
hW	112-76	St. Louis
aW	77-76	Florida State

aL	58-63	Tulane
nW37	106-92	Cincinnati
aL	70-71	Memphis State
hW	69-58	Fordham
aW	61-59	Mississippi
aL	73-90	Georgia
	2437-2225	

1982-83 (23-11)

hW	85-60	Augusta
hW	105-50	Univ. of Charleston
hW	88-62	Md. Eastern Shore
aW	71-53	Liberty Baptist
hW	86-66	Richmond
hW	122-73	South Carolina St.
hW	92-56	Appalachian St.
nL 39	86-88	Oklahoma (OT)
nW 39	53-49	Texas Tech
nW 39	70-57	Providence
hW	84-72	East Carolina
hW	79-45	Fredonia State
hW	74-69	Southern Miss.
hW	69-56	Memphis State
hW	70-69	Florida State
nL 4	64-74	Virginia
aL	45-64	Tulane
aW	77-64	Southern Miss.
hW	72-68	Marquette
aL	64-73	Memphis State
aL	86-90	West Virginia (3OT)
aL	62-65	Western Kentucky
hW	88-76	No. Carolina A&T
hW	84-81	Cincinnati
aL	73-76	Old Dominion
aL	78-82	Florida State
aW	72-54	VMI
hW	62-59	Tulane
hL	64-73	Louisville
aW	73-72	Cincinnati
nW 40	79-68	Southern Miss.
nL 40	73-79	Tulane
hW	85-79	William & Mary
aL	68-75	South Carolina
	2603-2297	

1983-84 (22-13)

hW	99-71	Md. Eastern Shore
hW	93-53	Towson State
nL 17	80-88	Wake Forest (OT)
nW 17	89-65	N.C. State
hW	77-60	George Washington
aL	79-83	Louisville (OT)
aW	56-52	Tulane
hW	89-55	Southern Miss.
hW	69-51	Cincinnati
aL	62-63	Memphis State
hL	61-63	Tulane
aW	65-56	Southern Miss.
hW	76-74	Louisville
nW 4	56-54	Virginia
aL	67-69	South Carolina
hL	67-68	West Virginia
hW	89-69	Memphis State
aL	57-58	Florida State
aL	53-55	Richmond
hL	79-93	Florida State
nW 37	49-47	Tulane
nW 37	69-61	Louisville
aL	65-78	Memphis State
hW	77-74	Georgia Tech
nW 17	68-66	South Alabama
hW	72-68	Tennessee
nL 24	75-78	Michigan

hW	80-73	George Washington
aW	50-48	William & Mary
aL	61-68	Marquette
aL	65-73	DePaul
hW	102-95	Wake Forest
aL	75-79	Virginia (2OT)
aW	92-81	Syracuse
nL 23	67-77	Western Mich. (OT)
	2441-2039	

1976-77 (19-10)

hW	92-62	Marietta
hW	98-70	Charleston Baptist
aL	73-74	West Virginia
hW	84-77	Ohio State
nL 1	77-81	UNC
aW	76-75	Dayton
nL 35	78-108	Alabama
hW	92-55	Northern Illinois
nW 4	59-58	Richmond
nW 4	65-60	Virginia
hW	96-71	Texas Wesleyan
aL	82-94	St. Bonaventure
nL 36	50-55	Virginia
aW	74-68	Jacksonville
hL	70-77	Oral Roberts
hW	88-56	Fairleigh Dickinson
aW	84-81	Marshall
hW	99-79	Wis.-Milwaukee
hL	78-86	West Virginia
aW	75-73	George Washington (OT)
hW	70-69	Memphis State
hW	89-74	Army
hW	122-70	Birmingham So.
aL	77-83	Ohio U.
aW	98-97	Wake Forest (OT)
nW 1	71-62	Virginia
hL	70-75	Marquette
hW 24	83-79	Georgetown
nL 24	72-79	Alabama
	2342-2146	

1977-78 (19-8)

hW	104-73	Ohio Northern
hW	111-71	Ohio Wesleyan
nW 4	86-76	Richmond
aW	84-75	Penn State
hW	88-66	New Hampshire
aW	76-75	Vanderbilt



nW 24 71-70 SW Louisiana
2594-2292

1984-85 (20-9)

hW 102-76 Old Dominion
hW 98-87 Univ. of Charleston
hW 91-46 Md. Eastern Shore
hW 108-65 South Carolina St.
nW 41 80-53 Iowa State
aL 41 75-86 Tennessee
hW 107-74 Rider
aW 65-63 West Virginia
nW 4 47-37 James Madison
aL 65-69 VCU
nL 9 59-67 Virginia
hW 92-67 No. Carolina A&T
hW 109-68 South Carolina
hW 85-71 Florida State
aW 72-68 Southern Miss.
aW 66-58 Tulane (OT)
hL 79-89 Memphis State
aW 81-61 Louisville
aL 82-91 Memphis State
hW 96-80 Southern Miss.
hW 82-69 Cincinnati
hL 65-70 Louisville
hW 66-65 Tulane
hW 98-66 Morgan State
aW 87-75 Florida State
aW 78-67 South Carolina
aL 61-70 Cincinnati
nL 38 93-97 Florida State
nL 23 57-60 Temple
2346-2015

1985-86 (22-9)

nL 43 66-67 Michigan
nW 43 70-66 Chaminade
aW 90-81 Southern California
aW 90-76 Old Dominion
hW 72-45 Coppin State
hW 78-52 VCU
nW 1 84-66 Virginia
aW 59-57 VCU
hW 76-69 West Virginia
nL 44 82-83 Miami Univ. (OT)
nW 44 95-67 American
hW 74-65 James Madison
hW 85-71 Western Kentucky
hW 88-72 Southern Miss.
aW 71-69 South Carolina
aW 73-65 James Madison
aL 104-107 Cincinnati (2OT)
hW 79-75 No. Carolina A&T
hW 86-73 Florida State
aL 61-83 Memphis State
hW 71-67 Richmond
hW 76-72 Memphis State
aL 68-103 Louisville
hL 83-93 Louisville
hW 92-78 South Carolina
aW 88-73 VMI
aL 66-69 Southern Miss.
aW 92-84 Florida State
hW 83-71 Cincinnati
nL 38 76-77 Florida State
nL 23 62-71 Villanova
2440-2267

1986-87 (10-18)

aL 66-86 Old Dominion
hL 67-70 James Madison
aL 48-65 West Virginia

hW 67-65 Tennessee State
nL 22 60-82 Florida
aF 79-77 Jacksonville
nF 1 76-68 Wake Forest
nW 4 79-69 Richmond (OT)
nL 4 70-84 James Madison
hW 98-61 San Francisco St.
hW 99-68 VMI
hW 61-57 South Carolina
aL 72-78 Cincinnati
aL 62-77 Richmond
hW 85-72 Southern Miss.
aL 62-84 Louisville
aL 66-83 Memphis State
hL 65-70 VCU
hW 90-60 East Tennessee St.
hW 82-79 Florida State (OT)
hL 71-90 Louisville
hW 79-73 Cincinnati
nL 4 73-91 Virginia
aW 71-69 South Carolina
aL 77-89 Southern Miss.
aL 78-107 Florida State
hL 65-74 Memphis State
nL 38 66-83 Southern Miss.
2034-2131

1987-88 (19-10)

aL 45 85-88 Middle Tenn. St.
hW 101-73 Southern California
aW 85-73 E. Tennessee St.
aW 91-74 James Madison
nW 29 87-82 Georgetown
hW 110-65 Baptist College
aL 96-105 Missouri
hW 92-79 West Virginia
hW 97-71 Old Dominion
aL 77-80 South Carolina
hW 82-80 Memphis St. (OT)
hW 90-74 Marshall
aW 102-97 Cincinnati
aL 102-127 Southern Miss.
aL 84-97 VCU
hW 81-60 UNC Charlotte
hW 70-56 Radford
nW 1 66-64 Virginia
hW 88-87 Florida State
aL 99-107 Louisville
hW 141-133 So. Miss. (2OT)
hW 79-62 South Carolina
hW 115-111 Cincinnati
hW 87-74 Richmond
aW 93-75 Marquette
hL 82-87 Louisville
aL 79-92 Florida State
aL 104-112 Memphis State
nL 37 81-92 South Carolina
2646-2478

1988-89 (11-17)

hW 101-65 Wofford
hW 96-75 William & Mary
hW 103-84 James Madison
aL 76-79 Alabama
aW 105-92 Old Dominion
aL 52-101 West Virginia
aL 57-87 Georgetown
nW 4 79-68 Richmond
aW 97-91 VCU
aL 104-108 Marshall
hL 90-93 Marquette
hL 73-82 Louisville
aL 83-91 Memphis State

hL 99-104 Missouri
nW 1 90-83 VMI (OT)
aL 78-91 Southern Miss.
nL 4 106-113 Virginia (OT)
hL 97-100 Florida State
aL 95-108 Louisville
hW 107-92 Southern Miss.
aW 84-76 UNC Charlotte
aL 70-81 South Carolina
hL 79-90 Cincinnati
hW 82-79 East Tennessee St.
aL 84-98 Cincinnati
hL 79-86 South Carolina
aL 97-117 Florida State
hW 78-73 Memphis State
2441-2507

1989-90 (13-18)

hL 73-77 Marshall
hW 83-62 UNC Asheville
hW 76-75 Alabama
aL 88-102 James Madison
aW 76-53 William & Mary
hW 75-68 West Virginia (OT)
aL 64-97 Georgetown
nL 39 89-100 Rutgers
nW 39 78-77 San Francisco
nL 39 84-89 Creighton
aL 77-97 Memphis State
hW 71-68 VCU (OT)
aL 85-87 Southern Miss.
aW 72-68 Tulane
hW 74-61 Liberty
hW 91-83 Old Dominion
hL 59-62 Cincinnati
nL 1 59-77 Virginia
hL 63-67 Florida State
aL 80-89 Maryland
aL 69-96 Louisville
hL 76-93 Southern Miss.
hW 95-77 Tulane
aL 82-86 Richmond (OT)
hL 78-97 Louisville
aL 80-94 Cincinnati
aL 80-93 South Carolina
aW 84-74 Florida State
hW 69-64 South Carolina
hW 87-74 Memphis State
nL 46 67-81 Southern Miss.
2384-2488

1990-91 (13-16)

hW 79-77 VMI
hW 91-89 James Madison
hW 66-64 William & Mary
aL 76-84 Old Dominion
aW 77-75 VCU (OT)
aL 70-88 George Washington
nW 4 82-79 Richmond
nL 4 58-73 James Madison
aW 92-89 Marshall
hW 81-66 Memphis State
hL 77-83 Tulane
hL 99-101 Southern Miss. (OT)
aL 67-83 South Carolina
aL 61-77 Cincinnati
nL 4 61-86 Virginia
hL 60-71 Florida State
aW 86-79 Louisville
aL 68-94 West Virginia
hL 56-61 Richmond
aL 79-91 Southern Miss.
aL 66-99 Tulane

hW 72-56 Louisville
hW 85-81 Cincinnati (OT)
hL 67-82 Maryland
aL 79-91 Florida State
hW 50-41 South Carolina
aW 82-79 Memphis State
nW 1 75-69 Cincinnati
nL 1 71-91 Florida State
2133-2299

1991-92 (10-18)

aL 51-84 Richmond
nL 4 59-68 California
hW 76-64 George Mason
aL 60-66 William & Mary
hW 73-71 George Washington (OT)
hW 93-64 Liberty
hL 65-66 West Virginia
nW 48 79-57 Florida
nL 48 51-63 Michigan
hW 78-62 Old Dominion
aL 53-62 UNC Charlotte
hW 73-72 VCU (OT)
aL 60-80 Tulane
aL 60-72 Southern Miss.
hW 57-44 East Carolina
hL 68-78 Louisville
aL 52-64 South Florida
nL 1 57-61 Virginia (OT)
aL 53-54 George Mason
hL 60-73 Southern Miss.
hW 89-73 Tulane
aL 60-63 VCU
hL 62-75 South Florida
aW 73-70 Liberty
hW 73-65 UNC Charlotte
aL 76-78 East Carolina (OT)
aL 59-79 Louisville
nL 38 52-70 UNC Charlotte
1822-1898



Brian Chase led the Hokies in free throw percentage in the 1999-2000 season.



1992-93 (10-18)

hW 55-47 Western Carolina
 nL 1 62-78 North Carolina
 hW 91-71 UNC Asheville
 hW 87-76 Morgan State
 hW 76-67 East Carolina (OT)
 aL 82-84 Southern Miss. (2OT)
 aL 72-84 Tulane
 hL 56-65 UNC Charlotte
 hW 74-62 South Florida
 hW 80-55 Florida Atlantic
 aL 61-71 Old Dominion
 hL 65-71 Liberty
 hL 65-76 Louisville
 nW 4 59-53 Virginia
 hW 70-66 William & Mary
 hL 59-72 Tulane
 hL 54-73 VCU
 hL 44-57 Fla. International
 hW 75-44 VMI
 aL 50-77 South Florida
 aL 49-66 East Carolina
 aL 69-86 VCU
 aL 70-74 West Virginia
 hL 79-83 Southern Miss.
 aL 61-82 Louisville
 nL 49 80-89 UNC Charlotte
 nW 38 64-55 Tulane
 nL 38 71-85 VCU
 1880-1969

1993-94 (18-10)

nW 50 63-58 West Virginia
 hW 88-54 Coastal Carolina
 hW 82-59 VMI
 hW 86-59 UNC Greensboro
 aL 52-85 Xavier
 aW 80-61 East Tennessee St.
 aW 115-87 Florida Atlantic
 aW 87-65 Fla. International
 hW 86-63 Tennessee
 hW 68-58 Tulane
 aW 69-65 Texas Christian
 aL 76-95 Louisville
 hW 81-65 Liberty
 hW 67-55 South Florida
 aW 95-79 William & Mary
 hL 63-74 Louisville
 hL 74-83 Southern Miss
 aL 61-69 Tulane
 aL 55-59 Southern Miss.
 aL 75-81 VCU
 hL 48-55 Marquette
 hW 75-59 VCU
 aW 65-40 South Florida
 hW 63-55 UNC Charlotte
 nL 1 61-70 Virginia
 aW 61-57 UNC Charlotte
 nW 46 65-64 VCU
 nL 46 67-76 Louisville
 2028-1850

1994-95 (25-10)

nW 51 69-62 Montana State
 nW 51 87-81 Nebraska
 nL 51 75-85 Illinois
 hW 77-53 William & Mary
 hW 82-55 Xavier
 hW 110-75 VMI
 hW 98-84 Texas Christian
 aW 83-73 West Virginia
 hW 86-64 East Tennessee St.
 aW 73-64 Tennessee

hW 68-53 Delaware St.
 aL 72-78 Tulane
 aW 87-72 Southern Miss
 hL 61-62 Louisville
 hW 78-69 VCU
 aW 57-54 Marquette
 nL 17 76-87 North Carolina
 aL 74-78 Louisville
 aW 101-70 Liberty
 hW 76-61 Southern Miss
 hW 79-35 Florida Atlantic
 aW 77-74 Wright St.
 aL 66-68 South Florida
 aL 60-71 UNC Charlotte
 hW 70-66 Tulane (OT)
 aL 57-62 VCU
 hW 74-64 South Florida
 nL 4 62-63 Virginia
 hW 86-72 UNC Charlotte
 nL 38 66-82 Southern Miss
 hW 62-54 Clemson
 aW 91-78 Providence
 hW 64-61 New Mexico St.
 nW 24 71-59 Canisius
 nW 24 65-64 Marquette (OT)
 2640-2353

1995-96 (23-6; 13-3 in A-10)

hW 93-49 Coastal Carolina
 aW 71-66 William & Mary
 hW 99-67 VMI
 nL 52 72-85 Georgia
 hW 68-62 West Virginia
 nW 1 72-64 Virginia
 nW 53 62-46 Wright St.
 nW 54 76-60 UNC Charlotte
 aW 88-69 Duquesne
 nW 55 71-55 La Salle
 nW 1 79-71 George Washington
 hW 63-62 Dayton
 aW 65-58 St. Bonaventure
 aL 47-64 George Washington
 hW 81-57 Fordham
 hW 85-76 St. Joseph's
 hW 74-48 UNC Greensboro
 aW 72-66 Rhode Island (OT)
 hW 69-63 Duquesne
 aW 78-73 Xavier
 hW 56-53 Liberty
 hL 58-74 Massachusetts
 aW 61-56 La Salle
 aL 41-57 Temple
 hW 70-61 Xavier
 aW 73-54 Dayton
 nL 56 71-77 Rhode Island
 nW 23 61-48 Wisconsin-Green Bay
 nL 23 60-84 Kentucky
 2036-1825

1996-97 (15-16; 7-9 in A-10)

aW 57 101-73 Hawaii-Hilo
 nL 57 56-63 Colorado
 nL 57 68-92 Illinois
 hW 83-41 East Tennessee St.
 hW 63-45 Coastal Carolina
 hW 66-50 UNC Greensboro
 hL 57-60 Georgia
 aL 65-76 West Virginia
 hW 92-80 St. Bonaventure
 aL 67-102 Xavier
 aL 63-76 Duquesne
 hW 71-46 William & Mary
 aW 63-47 Massachusetts

hW 76-41 Georgia Southern
 hL 52-73 Rhode Island
 hW 57-46 La Salle
 aW 59-47 Liberty
 aL 50-68 St. Joseph's
 aL 44-61 Wake Forest
 hW 59-52 Dayton
 hW 45-43 George Washington
 aW 50-32 Fordham
 aL 56-59 La Salle
 aL 54-59 Dayton
 hL 41-45 Temple
 aL 52-69 George Washington
 hW 76-62 Duquesne
 nL 4 57-58 Virginia
 hL 72-81 Xavier
 nW 56 56-53 Fordham
 nL 56 63-67 Rhode Island
 1934-1867

1997-98 (10-17; 5-11 in A-10)

hW 71-55 Tennessee-Martin
 aW 66-64 William & Mary
 hW 80-47 Liberty
 nL 18 73-74 South Carolina
 nL 18 57-78 North Carolina
 hW 79-72 Radford
 hW 79-50 East Tennessee St.
 hL 52-55 West Virginia
 hL 65-73 VMI
 aL 65-72 Duquesne
 hW 72-61 St. Joseph's
 nL 1 55-69 Virginia
 aL 60-85 Dayton
 aL 66-77 Xavier
 aL 66-73 Rhode Island
 hL 59-68 Massachusetts
 hL 68-72 La Salle
 aL 61-75 George Washington
 hW 89-70 Fordham
 aL 53-60 Temple
 aW 69-68 St. Bonaventure (OT)
 hL 63-74 Xavier
 hW 54-53 Dayton
 aL 64-74 La Salle
 hL 50-64 George Washington
 hW 93-79 Duquesne
 nL 56 58-64 Massachusetts
 1787-1826

1998-99 (13-15; 7-9 in A-10)

hW 59-50 William & Mary
 hL 48-57 East Tennessee St.
 aW 85-51 Liberty
 hW 83-76 UNC Asheville (OT)
 aL 57-62 UNC Charlotte
 hL 47-52 Wake Forest
 aL 68-69 West Virginia
 hW 85-65 Coastal Carolina
 hW 62-55 Winthrop
 aL 40-55 Massachusetts
 hL 67-80 Xavier
 aL 66-78 St. Joseph's
 aL 67-75 La Salle
 hL 50-54 St. Bonaventure
 aW 73-64 Dayton (OT)
 aL 69-93 Xavier
 nL 4 55-64 Virginia
 hW 87-69 La Salle
 aW 59-58 Duquesne
 hW 77-75 George Washington
 hL 67-76 Rhode Island
 aW 79-75 Fordham (OT)



Carlton Carter was the BIG EAST men's basketball scholar-athlete of the year for 2001-2002.



hL 48-78 Temple
hW 58-55 Dayton
aL 67-77 George Washington
hW 81-60 Duquesne
nW 56 74-63 Fordham
nL 56 51-64 Temple
1829-1850

1999-2000 (16-15; 8-8 in A-10)

aW 59-57 William & Mary
aW 83-61 UNC Asheville
aL 53-68 East Tennessee St.
hW 60-52 UNC Charlotte
aW 65-46 VMI
hL 60-62 Radford
hL 61-62 Liberty
nW 51 79-71 Illinois State
nL 51 63-73 Auburn
nW 51 59-56 Louisiana-Lafayette
hL 58-61 West Virginia
aL 67-86 Xavier
aL 50-62 Dayton
hW 80-59 Duquesne
hW 82-72 George Washington
hW 82-61 Fordham
aL 46-66 Temple
nL 4 66-71 Virginia (OT)
hL 41-49 Massachusetts
hW 68-62 St. Joseph's
aL 64-71 La Salle
hW 78-67 Old Dominion (OT)
aL 54-61 St. Bonaventure
aW 65-61 Rhode Island
aL 68-71 George Washington
hW 73-65 Xavier
aL 50-70 Duquesne
hW 96-86 La Salle (OT)
hW 64-52 Dayton
nW 56 51-48 Fordham
nL 56 52-71 Temple
1997-1980

2000-01 (8-19; 2-14 in BIG EAST East)

hW 92-68 VMI
hL 46-48 William & Mary
hL 48-64 Virginia
hL 56-61 Liberty
nW 58 65-61 Fairfield
aL 68-88 Syracuse
hW 66-53 Elon
hW 81-75 East Tenn. State (OT)
aW 59-56 Mount St. Mary's
aL 70-84 Chattanooga
hW 84-75 High Point (2OT)
aL 64-89 St. John's
hL 83-85 Villanova (OT)
hW 85-74 Miami
aL 68-96 Georgetown
aL 74-86 Villanova
hL 60-75 Providence
hW 65-59 St. John's
aL 61-83 Boston College
aL 72-85 Connecticut
aL 61-86 Miami
hL 59-83 Boston College
hL 69-72 West Virginia
hL 46-61 Connecticut
aL 56-96 Providence
hL 61-85 Notre Dame
aL 51-70 Pittsburgh
1770-2018

2001-02 (10-18; 4-12 in BIG EAST East)

hW 82-59 Mt. St. Mary's
hW 86-63 Rhode Island
aL 46-55 Old Dominion
hW 90-62 East Carolina
hW 79-56 Northeastern
aL 61-69 Virginia
hW 74-73 VMI
nL 38 63-66 Murray State
nL 38 78-80 Wis.-Milwaukee (OT)
hL 51-55 Western Michigan
hW 63-56 Radford
aL 49-78 Florida State
hL 74-86 Connecticut
hL 72-80 Seton Hall
aL 60-95 Connecticut
hL 68-77 Miami
hL 75-77 Villanova
aL 68-77 Boston College
aL 69-81 Syracuse
aL 77-84 Villanova
hL 63-72 St. John's
hW 76-73 Boston College
aL 69-77 Providence
aW 78-63 West Virginia
aL 63-73 St. John's
hW 69-64 Providence
hW 63-49 Rutgers
aL 77-83 Miami
1943-1983

2002-03 (12-17; 4-12 in BIG EAST East)

nF 59 78-91 St. Bonaventure‡
nW 59 65-53 Michigan
nW 59 58-45 Toledo
hW 69-61 American
hL 77-79 Wofford
hW 71-66 VMI
aL 52-60 William & Mary
aL 60-76 East Carolina
hW 71-64 Morgan State
aL 54-75 Western Michigan



The Hokies advanced to the BIG EAST Tournament for the first time in 2004.

hW 76-52 Towson
hL 69-76 Florida State
aL 81-92 Villanova (OT)
aL 65-83 Connecticut
hW 92-79 Providence
hW 73-55 Virginia
hL 59-62 St. John's
hL 71-95 Boston College
aL 58-89 Providence
hW 95-74 Connecticut
aW 71-54 St. John's
aL 65-85 Miami
hL 73-85 Georgetown
aL 69-87 Boston College
aL 76-98 Notre Dame
hL 62-75 Pittsburgh
hW 88-63 Villanova
hL 71-79 Miami
aL 67-71 West Virginia
2036-2124

‡ Forfeited game to Virginia Tech due to use of an ineligible player.

2003-04 (15-14; 7-9 in BIG EAST)

hW 79-49 New Hampshire
hW 61-59 Western Carolina
aL 65-80 Virginia
hW 76-66 Morgan State
hL 92-94 Old Dominion (OT)
nL 60 57-62 Ohio State
hW 80-56 VMI
hW 73-60 Radford
aW 74-67 Towson
hW 80-54 William & Mary
nL 61 67-74 East Carolina
aL 59-78 Pittsburgh
aW 69-67 West Virginia
hL 59-65 Miami
hL 63-74 Notre Dame
aL 76-83 Seton Hall
hL 60-96 Connecticut
aL 64-76 Syracuse
hW 69-57 Providence
hW 80-65 Georgetown
aL 52-85 Rutgers
aL 68-80 Villanova
hW 54-53 St. John's
aL 48-56 Boston College
hW 53-49 West Virginia
hW 71-70 Rutgers
aW 60-55 Georgetown
nW 62 61-58 Rutgers
nL 62 61-74 Pittsburgh
1931-1962

NEUTRAL SITES

1. Roanoke, Va.
2. Raleigh, N.C.
3. Lynchburg, Va.
4. Richmond, Va.
5. Staunton, Va.
6. Bluefield, Va.
7. Columbia, S.C.
8. Winston-Salem, N.C.
9. Norfolk, Va.
10. Durham, N.C.
11. Bristol, Va.
12. Wytheville, Va.
13. Fayetteville, N.C.
14. Birmingham, Ala.
15. Watauga Tourney, Johnson City, Tenn.
16. Gulf South Classic, Shreveport, La.
17. Greensboro, N.C.
18. Charlotte, N.C.
19. Big Five (Salem, Va.)
20. Southern Conference Tournament
21. Sugar Bowl
22. Gator Bowl
23. NCAA
24. NIT (Madison Square Garden)
25. All-College Tourney
26. Charlottesville, Va.
27. Statesville, N.C.
28. Charleston, W. Va.
29. Hampton, Va.
30. Fort Myer, Va.
31. Old Dominion Classic
32. Vanderbilt Tourney
33. Michigan Tourney
34. Indiana Tourney
35. Dayton Tourney
36. Hampton, Va.
37. Memphis, Tenn. (Metro)
38. Louisville, Ky.
39. Rainbow Classic (Hawaii)
40. Cincinnati (Metro)
41. Volunteer Classic
42. Steel Bowl (Pittsburgh, Pa.)
43. Hawaiian Airlines Classic
44. Miller Classic (Tampa, Fla.)
45. Big Apple NIT
46. Biloxi, Miss. (Metro)
47. Greenville, N.C.
48. Red Lobster Tournament (Orlando, Fla.)
49. Davidson, N.C.
50. USAir Arena (Landover, Md.)
51. San Juan, Puerto Rico
52. Jeep Eagle Classic (Atlanta, Ga.)
53. New Orleans, La.
54. Worcester, Mass.
55. Radford, Va.
56. Philadelphia, Pa.
57. Big Island Invitational (Hilo, Hawaii)
58. Carrier Classic (Syracuse, N.Y.)
59. Virgin Islands Paradise Jam (St. Thomas, V.I.)
60. Nationwide Arena (Columbus, Ohio)
61. Constant Center (Norfolk, Va.)
62. Madison Square Garden (BIG EAST Tournament)



ATHLETIC FACILITIES





CASSELL COLISEUM — HOME OF THE HOKIES

Entering its 44th season, Cassell Coliseum provides Virginia Tech basketball with one of the great home courts in the nation. Winning has been the norm in the facility since its opening in 1961.

Cassell enjoyed a renaissance of sorts during the 2003-04 season. The Hokies finished the season 11-4 in the coliseum, including a five-game conference winning streak to end the season. Tech's 11 home wins last season was the most since 1994-95 and is tied for the ninth-most home victories for a Virginia Tech team in Cassell Coliseum history.



Since opening, the coliseum has attracted more than 3.5 million fans for men's basketball. Tech finished sixth nationally in Division I in increased attendance during the season, drawing 95,136 for the season, about one-third more than the season before.

Cassell Coliseum is constantly undergoing improvements. Four years ago, new state-of-the-art video screens were added and two years ago, each seat in the arena was refinished to a natural wood look. Prior to the 2002-03 season, the athletics department completed step one of a three-step process to renovate and improve the ambulatory of the coliseum. New video screens were added in the concourse this season, as well as a new design to the court, reflecting the Hokies entrance into the ACC.

Restoration and sealing of the exterior concrete walls and buttresses of Cassell Coliseum took place in 1997. Roof repair was completed in the fall of 1996, with replacement of the roof surface and installation of structural access to the heating and lighting systems as well as installation of steel beams in the top of the arena.

The men's basketball team was given a gift from Pat and Sandy Cupp of Blacksburg, Va. The gift was used for renovation of the men's basketball locker room which is now the Bill Foster Basketball Suite, named after one of Tech's most successful men's basketball coaches.

Entering the 2004-2005 season, the Hokies

have won 420 out of 543 games played in Cassell, for a winning percentage of .773.

During the 1994-95 season, Cassell was the site of high excitement as the Hokies hosted two National Invitation Tournament games, en route to the championship. The Hokies beat Clemson in a first-round game at the Coliseum, then scored an emotional 64-61 third-round win over New Mexico State, turning the arena into a madhouse.

The first basketball game was played in the Coliseum on January 3, 1962, as the Hokies routed Alabama, 91-67. The near-capacity crowd had to sit on the concrete floor to watch the initiation of the new building because the seats had not arrived.

There have been four perfect season records for the Hokies in Cassell: two 10-0 years (1961-62 and 1965-66), an 11-0 campaign (1972-73) and a 14-0 season (1975-76). The Hokies have lost only one game on their home court in 11 other years, including 13-1 records in 1977-78 and 1987-88.

State rivals have had little success playing the Hokies in Cassell, winning only 13 of 112 visits. Tech was 3-1 against Commonwealth of Virginia opponents last season.

On September 17, 1977, Virginia Tech officials and friends dedicated the Coliseum in honor of the late Stuart K. Cassell.

Adjacent to Cassell Coliseum is the Jamerson Athletic Center. Completed in 1982 and dedicat-





ed in the fall of 1983, it is named in honor of J.E. Jamerson and his son, William E. Jamerson, owners of the firm that built the building.

The complex contains administrative and coaching offices, athletic department accounting and business offices, team and coaches' meeting rooms, the Jim "Bulldog" Haren Weight Room and the Gordon D. Bowman Memorial Club Room on the top floor for Hokie Club members.

Prior to the 1988-89 season, a modern, spring-loaded playing floor was installed in the Coliseum. During the fall of 1989, the facility was upgraded

with an improved lighting system in the arena.

Construction for the main portion of the Coliseum began in 1961. It was completed in December 1964, at a cost of \$2.7 million. Built by T.C. Brittain and Company of Decatur, Ga., it houses a 10,052-seat basketball arena, locker rooms, two auxiliary gymnasiums, offices and other athletic facilities.

Although capacity crowds are a frequent occurrence in Cassell Coliseum, the largest crowd ever recorded was an overflow of 11,500 for Purdue on December 3, 1966.



RECORD IN CASSELL

**YEAR-BY-YEAR IN
CASSELL COLISEUM**

Season	Record	Att.
1961-62	10-0	68,000
62-63	7-3	76,000
63-64	10-2	72,000
64-65	9-3	73,000
65-66	10-0	69,000
66-67	11-1	85,000
67-68	8-1	55,500
68-69	9-1	62,000
69-70	7-3	64,000
70-71	9-1	71,500
71-72	9-1	55,000
72-73	11-0	84,300
73-74	10-2	105,000
74-75	8-3	91,600
75-76	14-0	107,200
76-77	11-3	100,754
77-78	13-1	93,833
78-79	10-1	86,972
79-80	10-2	102,806
80-81	10-3	90,075
81-82	11-2	94,719
82-83	16-1	112,539
83-84	12-3	118,853
84-85	12-2	115,054
85-86	12-1	109,836
86-87	8-4	66,827
87-88	13-1	122,757
88-89	6-6	94,532
89-90	9-5	100,153
90-91	7-5	70,668
91-92	8-4	55,380
92-93	8-7	66,483
93-94	9-3	74,622
94-95	14-1	93,622
95-96	10-1	91,933
96-97	10-4	66,800
97-98	8-6	72,742
98-99	8-6	56,559
99-00	9-4	52,547
00-01	6-9	67,619
01-02	9-6	52,511
02-03	8-7	63,167
03-04	11-4	95,136
Totals	420-123	3,528,599

THE CASSELL ROCKS!!!!

GAME DAY in Cassell Coliseum supplies tremendous excitement and a great environment to watch a game.



The HighTechs performances are always fan favorites.



With the best seats in the house, the Virginia Tech student section is a loud and rowdy bunch

Cheerleaders add to the excitement of the game.

NCAA
NCAA Basketball...
Virginia Tech Hokies are My Team!



When the Hokies enter the court, the Cassell Rocks!

A full house makes Cassell Coliseum a tough place for visitors to play.

MART
CENTER
MARTIN

Fans of all ages root for the Hokies.



THE BILL FOSTER BASKETBALL SUITE

Virginia Tech players have the use of one of the best locker room facilities in the country — The Bill Foster Basketball Suite — donated by Pat and Sandy Cupp of Blacksburg, Va., in honor of Virginia Tech coaching great Bill Foster. It includes a spacious locker room, private restroom and showers, a players' lounge with stereo and large screen television, meeting area and foyer with lockers honoring former Hokie greats Allan Bristow, Dell Curry, Bimbo Coles and Ace Custis. The suite opens into the arena floor and also has an entrance across the hall from the Hokies' practice gym.







TOURING TECH'S VENUES

A look at the Hokies' sports facilities



Hokie fans heading into Lane Stadium/Worsham Field pass the Merryman Center (top) and Cassell Coliseum, with its distinctive flying buttresses. Cassell Coliseum, (pictured at right during a basketball game) is the site of Tech's men's and women's hoops contests as well as wrestling and women's volleyball matches.





Rector Field House (left) is the site of the Hokies' full-sized indoor practice field, and is also home to one of the nation's finest indoor tracks (left) in the winter. Plans are being considered for a new indoor football practice facility to be located on the other side of Cassell Coliseum.

One of the great things about Virginia Tech's athletic complex is the proximity of all the venues to each other and the rest of the campus. Not far from the Merryman Center, beautiful English Field (right) is the home of Tech's baseball team. Also pictured below are Tech's outdoor track and Rector Field House. The Johnson-Miller Outdoor track complex has an eight-lane Mondo track with 10 dash lanes and multiple jumping and throwing areas.





The Virginia Tech men's and women's swimming and diving teams compete at the War Memorial Pool.

Tech's softball program has only been in existence for nine years, but — like many Tech athletic teams — it has already built a reputation for winning. New bleachers and a press box have been added to the softball facility over the last few years.



The Burrows-Burleson Tennis Center (below) boasts six indoor courts as well as six outdoor courts. The facility, which has been honored by the USTA, has been the site of both men's and women's NCAA Tournament matches in recent years. A year ago, the Hokies began play in a brand-new soccer and lacrosse stadium (left) in the middle of the athletic complex.





VIRGINIA TECH ATHLETICS — A SUCCESS STORY

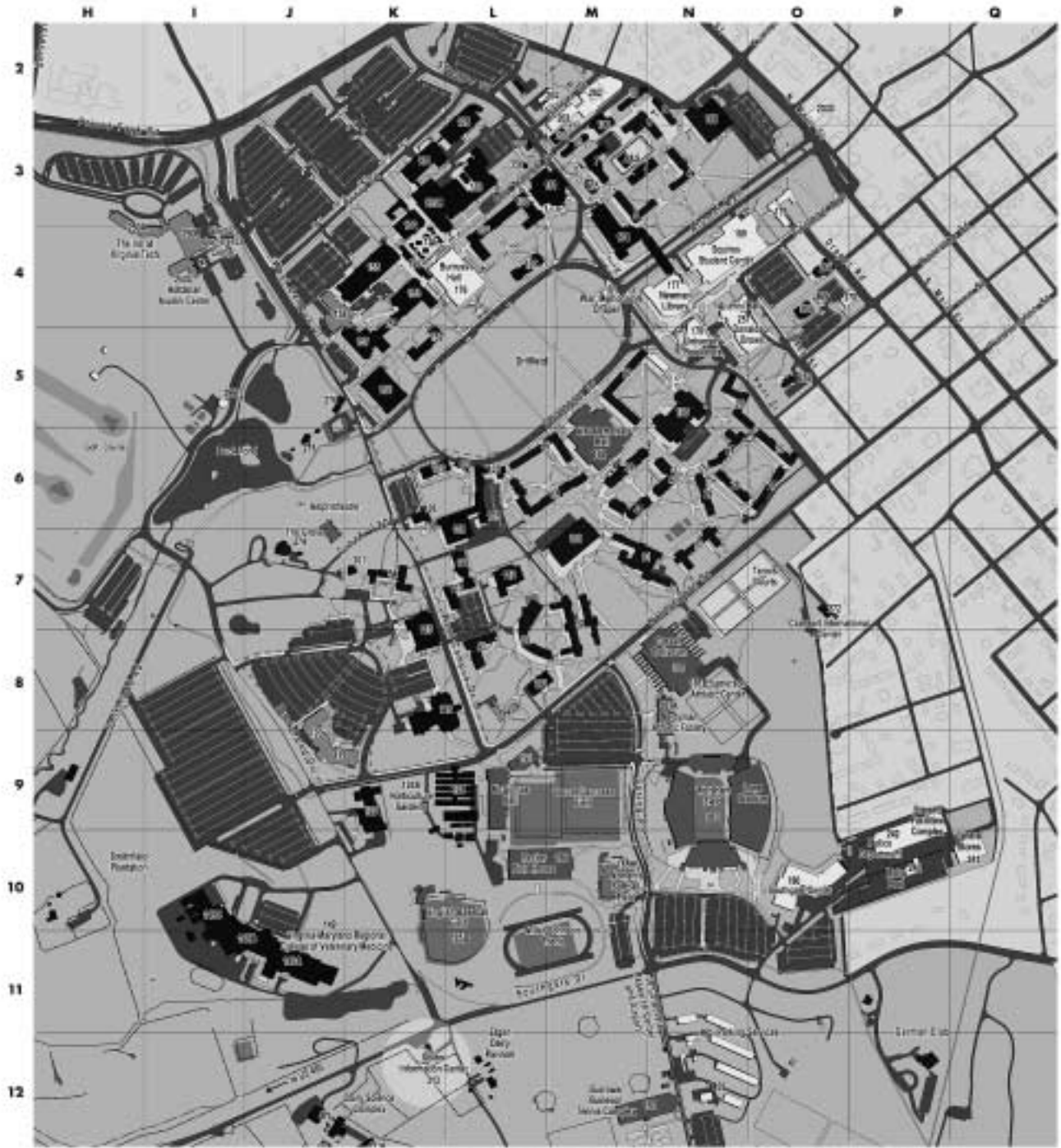


The Virginia Tech athletics program is one of great accomplishment and great excitement. Hokie fans are known as some of the top fans in the country and all Virginia Tech teams benefit from their support. The Hokies had a crowd of 2,263 at the 1,000-seat Virginia Tech Soccer Stadium to see the men's soccer team defeat future ACC foe Clemson in the first round of the 2003 NCAA Soccer Tournament. Tech's Spyridon Jullien (left) finished second at the 2003 NCAA Track and Field Championships in the hammer throw. Lane Stadium (below) is always filled with loyal Hokie fans on fall afternoons, a sight that also is becoming commonplace in Cassell Coliseum when the Hokie hoops team is on the court. With Tech's move to the ACC, more fans, more excitement and better competition are evident on the Tech campus.





CAMPUS MAP



Academic Buildings	Administrative	Work/Student/Student/Office	Support Facilities	Recreation Facilities	Special Services
M3_000_Arts & Sciences Adm. Bldg	L-4_038_Cookhouse Hall	L-2_124_Greenhouses	K-2_106_Dawson Hall	N-6_107B_Johnson Athletic Center	N-4_201_Alarm Hall
M3_001_Lane Hall	M-6_039_Pepper Hall	K-2_124A_Horticulture Gardens	K-6_107_Hale Hall	N-2_108_Walby Hall	D-4_201A_Constance Brown Hotel and Conference Center
M3_004_Sachs Hall	M-6_040_Howard Hall - East	L-2_125_Sutton Hall	J-4_108_Olinde Physics Building	N-7_109_Belk Hall	D-6_202_University Disk
M3_005_Schell Hall	M-6_041_Howard Hall - West	L-4_127_Robson Hall	K-6_110_Clemens Physics Building	N-7_110_Belk Hall	D-4_204_A Home
M3_006_Steaks Hall	L-6_042_Henge Hall	L-4_130_Arden Hall	K-6_111_Clemens Hall	Q-6_110_McCombs Center	D-4_206_A Home
M3_007_Steve Wilson Hall	L-4_043_Wilcox Hall	L-4_131_Sara Hall	K-6_112_Cheer Hall	L-8_111_McCombs Hall	D-7_210_Cornwall International Center
M3_008_Westcott Hall	L-4_044_Wilcox Hall	L-4_132_Sara Hall	M-3_112_Performing Arts Building	K-4_112_Baker Johnson Student Center	J-7_214_The Grove
M3_009_Thomas Hall	L-4_045_Price Hall	L-4_133_Randolph Hall	L-4_113_Dumas Hall	L-8_114_Career Services Building	J-8_216_Walton
M3_010_Fletcher Hall	L-4_046_Hatfield Hall	K-2_134_Philomena Hall	M-4_114_Jameson Library	N-6_115_Dumas Hall	J-8_218_Night House
M3_011_Egginton Hall	L-4_047_Singh Hall	J-11_140_Tyng-Kayland Regional College of Veterinary Medicine	N-6_116_University Bookstore	N-6_116_Student Design Learning Center	L-8_217_President's Residence Center
M3_012_Norman Hall	L-4_048_Southern Hall	J-11_140A_Wilbur E. Lantry Health Research Center	D-3_118_Henderson Hall	N-6_117_Power Plant	N-6_200_Dell Course Clubhouse
N3_002_Vester Hall	L-7_049_Veld Hall	J-11_140B_Rickard & Tolob Educational Resources Center	M-4_119_Quinn Student Center	N-6_118_Military Building	N-6_201_Valder Information Center
D-4_002_Satter Hall	E-7_049_Archie Hall	J-11_140C_Harry T. Peters Animal Clinic	M-4_121_Way Memorial Chapel	Q-2_200I_Spence Memorial National History	L-4_202_Smith House
D-4_003_Miles Hall	L-7_050_Ervin Hall	N-3_111_Midville Hall	M-4_122_Way Memorial Chapel	N-6_202_40 Conditioning Facility	D-4_203_Agriculture Annex
H-4_004_Johnson Hall	L-7_051_Peter Biotechnology Center	K-4_112_Parkside Hall	M-2_123_Summer/Johnson Tennis Center	N-6_203_Motor Pool	D-4_204_Media Annex
H-4_005_Graham/Knepp Hall	L-7_052_Cheatham Hall	K-4_113_Parkside Hall	N-8_124_Lane Stadium/Workshop Facility	Q-6_204_Centre Stone	N-4_210_Media Annex
H-4_006_Jac Hall	L-7_053_Walton Hall	K-4_114_Parkside Hall	N-8_125_Engels Field	N-6_205_Police Department	N-4_212_Hall and Safety Building
M-7_001_Pickens Hall	M-6_118_Letterman Hall	K-4_115_Parkside Hall	M-8_126_Victoria Softball Field	N-6_206_Student Facilities Complex	N-4_214_Parking Services
M-8_002_Archie Johnson Hall	J-8_119_Epidemiology Phase I	K-4_116_Parkside Hall	L-6_127_Rector Field House	N-4_207_The Inn at Virginia Tech	N-12_403_Parking Services
M-8_003_Satter Hall	J-8_020_Epidemiology Phase II	K-4_117_Parkside Hall	N-8_127_Cassell Coliseum	N-4_208_Skilton Conference Center	J-12_475_Dairy Science Complex
L-6_004_Campbell Hall	J-8_021_Food Science and Technology	K-4_118_Parkside Hall	N-8_128_Maryman Athletic Facility	N-4_209_Holston Alumni Center	



THIS IS VIRGINIA TECH



UNIVERSITY PRESIDENT DR. CHARLES W. STEGER

Most people in the university community are keenly aware of Virginia Tech's aspiration to become a leading national research university. Setting his sights on joining the nation's truly elite universities, President Charles W. Steger intends for Virginia Tech to be ranked among the top research universities by the end of the decade. His vision has energized the entire university community and has led to new educational and research initiatives across campus and throughout the state.

Recent state budget shortfalls and cutbacks have not diminished or dampened Steger's resolve to pursue this ambitious goal. During the last fiscal year, research expenditures continued to grow, reaching \$247 million, up from \$232 million the year before. In spite of these gains, Steger readily admits his vision for Virginia Tech will be challenging to reach without significantly changing the university's ability to operate in an increasingly competitive educational market and research environment. For this reason, Steger will be working with leaders at the University of Virginia and the College of William & Mary to secure passage of chartered university legislation, an innovative idea that will promote greater institutional flexibility and growth at the three universities while each retain strong connections to the Commonwealth of Virginia.

Under Steger's leadership, Virginia Tech completed a strategic plan in 2001, creating the framework for national leadership of a comprehensively engaged university. This blueprint calls for innovative plans to educate the whole student, strengthen research and scholarship, and expand outreach and service. In 2003, the university completed a campus wide restructuring of colleges and departments to coincide with the strategic plan. Strategic initiatives to improve undergraduate and graduate education also are under way.

A signature initiative of Steger's administration will likely be the Virginia Bioinformatics Institute, which dedicated its first facilities earlier this year. Led by world-class researchers, this interdisciplinary research center pushes the frontiers of knowledge by bringing together the disciplines of computer science and biological research. By harnessing and manipulating huge amounts of data, scientists now study molecular, cellular and environmental interactions that affect human health, agricultural systems and the



environment. The Virginia Bioinformatics Institute already has secured more than \$30 million in research contracts.

Hokie fans, however, will always remember Steger as the president who negotiated Virginia Tech's membership in the Atlantic Coast Conference, arguably the most prestigious athletics conference in the nation. In its inaugural conference season, Virginia Tech will forge new rivalries that promise to excite fans for years to come.

Steger also led the effort to establish the Virginia Tech-Wake Forest School of Biomedical Engineering. The Via College of Osteopathic Medicine began operation last year and has grown much faster than expected in its first year. The nation's newest medical school is an affiliate of the university and cooperates on joint research projects in human health.

The Virginia Tech campus continues to grow at a remarkable rate. In addition to the current expansion of Lane Stadium, many other construction projects are nearing completion. Earlier this year, the Chemistry/Physics building, the Career Services building, the new dairy science center and the Alphin-Stuart Livestock Arena opened their doors to students, faculty and the public. Phase II of the Virginia Bioinformatics Institute, the Agriculture and Natural Resources Research building, and the Alumni/Hotel/Conference Center are scheduled to be completed next year.

Demand for a Virginia Tech education remains high among the nation's brightest students. This

year, the average grade point average for an entering first year student reached 3.7 and the average SAT score was 1203 — both record highs.

Earlier this year, the Institute for Advance Learning and Research in Danville dedicated its new facilities. The institute, under Virginia Tech's guidance, will play a critical role in a regional partnership to develop new educational opportunities, broadband infrastructure for research and industry, business development and community revitalization.

A registered architect and former dean of Virginia Tech's College of Architecture and Urban Studies, Steger was an architect of a different sort as the leader of the university's successful fund raising campaign that concluded in 1998. Under his leadership, as vice president for development and university relations, the Campaign for Virginia Tech raised \$337 million. Last year, the university raised \$62 million, \$8 million more than it did the previous year.

Steger's ties to Virginia Tech span four decades as a student, professor, dean, vice president and now president. While on the faculty, he twice won teaching excellence awards. When he became dean of the College of Architecture and Urban Studies in 1981, he was the youngest architecture dean in the nation at 33 years of age.

President Steger sits on the boards of several organizations including the Carilion Biomedical Institute; Virginia Agriculture and Consumer Services; Virginia Advance Shipbuilding and Carrier Integration Board; Governor's Virginia Preparedness and Security Panel; Virginia Innovative Technology Authority, Chair; Virginia Space Grant Consortium, President; Virginia Council of Presidents, Chair; and World Institute for Disaster Risk Management, President.

He is a Fellow in the American Institute of Architects, and received the William C. Noland Award for distinguished service and accomplishments from the Virginia Society of the AIA. The First Virginia Chapter of the National Society of Fundraising Executives recognized him as the Outstanding Fundraising Executive in 1999.

Steger received his Bachelor of Architecture degree, Master of Architecture degree and Ph.D., in Environmental Science and Engineering from Virginia Tech.

This story was contributed by Larry Hinker, Associate Vice President for University Relations.



DIRECTOR OF ATHLETICS

JIM WEAVER

James C. Weaver, whose innovative ideas and work as a reformer have made him one of college athletics' most popular administrators, is the director of athletics at Virginia Tech.

Weaver, 59, was appointed on Sept. 24, 1997 and has been a tireless leader on behalf of Tech athletics. In his years on the job at Tech, Weaver has taken steps to place increased emphasis on projects benefiting student-athletes. He created a comprehensive awards program for letterwinners and has initiated and funded an annual awards banquet.

Weaver is presiding over Tech's move into the Atlantic Coast Conference in 2004-05.

Effective July 1, 2004, Virginia Tech and Miami became the 10th and 11th members of the ACC.

"I'm excited for our fans and our constituency," Weaver said. "This membership is something that the fan base and alumni and friends of Virginia Tech have wanted for a long time. It's home for us. We've had prior relationships with these institutions for many years and this is something our fans are excited about. I'm happy for them, for our coaches and for our student-athletes."


A top personal priority for Weaver is the continuing improvement of Tech's facilities. When it comes to athletic facilities, Weaver has a simple philosophy. "As soon as you sit still in terms of facilities, you have taken a step backward," he says.

Major renovations on the west side of Lane Stadium are currently under way. The fencing that surrounds the stadium will be replaced with an actual entrance, additional luxury suites will be constructed, as well as two private club seating areas, new concession stands, a new ticket office, new athletic fund offices, an Athletics Hall of Fame and a new student academic services area.

Virginia Tech contracted with GreenTech, Inc., of Richmond, Va., to install its highly innovative, ITM natural grass sports field system in Lane Stadium/Worsham Field prior to the 2001 season.

Under Weaver's direction, lighted football practice fields, conveniently located in the center of the athletics complex, were completed during the spring of 2001.

Four years ago, state-of-the-art video screens were added, and three seasons ago each seat in the Cassell Coliseum arena was refinished to a



natural wood look. Two years ago, the athletics department completed the first of a three-step process to renovate and improve the ambulatory of the coliseum.

The installation of 1,000 permanent seats and restroom facilities have been completed on a regulation-size field for the men's and women's varsity soccer teams and the women's lacrosse team. The lighted game field is adjacent to two full-size practice fields.

Weaver was the key figure in reaching a four-year agreement with Virginia in bringing the basketball games back to campuses for the first time since 1976. He also realigned the senior administrative staff to further promote the development of a broad-based athletics department. A dormant Monogram Club was revitalized under his direction, providing Hokie letterwinners of all eras a renewed link to Tech athletics. He also toughened the Hokies' non-conference football schedules, a move that gained real favor from Tech fans.

Weaver renegotiated Tech's multimedia rights contract with ISP Sports, creating a new business relationship and enhanced revenue for the athletics department. In the fall of 2000, Weaver arranged a joint venture with ISP to commit \$2 million to purchase new scoreboards, upgraded sound systems, a 21x28 L.E.D. video display screen at Lane Stadium and two 9x12 wall

mount L.E.D. video screens in Cassell Coliseum.

Last year, Weaver represented the BIG EAST at the NCAA's Sportsmanship Summit and as the BIG EAST AD representative on the Bowl Championship Series committee.

Weaver came to Tech from Western Michigan University where he was director of athletics from January 1996 until he came to Blacksburg. Prior to that, he was AD for three and a half years at UNLV, where he reconstructed a troubled athletic department.

Weaver brings a "Penn State mentality" to the position. He says that various schools' interest in him as a reformer through the years can be traced to Penn State and its reputation for how it conducts business in intercollegiate athletics.

It was with the Nittany Lions' football team that Weaver first made a name for himself in athletics. He was a center and linebacker on Penn State teams coached by the legendary Rip Engle and Joe Paterno.

A native of Harrisburg, Pa., Weaver was recruited to Penn State by Engle. He played three seasons under Engle and one under Paterno, who is still the coach of the Nittany Lions.

Weaver graduated from Penn State in 1967 with a bachelor's in psychology and rehabilitation education. He received a master's in college counselor education, also from Penn State, in 1968.

Weaver started a coaching career as an assistant at Penn State for six seasons.

He later was the offensive coordinator at Iowa State and head coach for one season at Villanova in 1974. He also spent five years as an assistant professor at Clarion State and three years as director of franchise sales at Athletic Attic.

Prior to landing the athletic director's job at UNLV, Weaver spent nine years at the University of Florida, which was sanctioned by the NCAA in 1983. He was a strong force at Florida in the field of compliance and concluded his time there as associate athletic director.

Weaver drew rave reviews at UNLV for his fund-raising expertise. He generated nearly \$15 million in his time there.

While at Western Michigan, Weaver announced creation of a \$7 million football center, stabilized fluctuating revenues and installed a CHAMPS Life Skills program.

Weaver and his wife Traci have four sons — Josh, Paul, Cole and Craig.



ATHLETICS STAFF

SENIOR MANAGEMENT STAFF



Sharon McCloskey
Senior Associate
A.D./SWA



David Chambers
Senior Associate A.D.
for External Affairs



Randy Butt
Associate A.D.
for Financial Affairs



Tom Gabbard
Associate A.D.
for Internal Affairs



Jon Jaudon
Associate A.D.
for Administration

MANAGEMENT STAFF



Megan Armbruster
Director of Student Life



John Ballein
Associate A.D. for
Football Operations



Tim East
Assistant A.D. for
Marketing & Promotions



Mike Gentry
Assistant A.D. for
Athletic Performance



Mike Goforth
Director of Athletic
Training



Chris Helms
Academic Support
Services Coordinator



Pam Linkous
Human Resources
Manager



Lu Merritt
Director of Development
for Intercollegiate
Athletics



Tim Parker
Assistant A.D. for
Compliance



Dave Smith
Sports Information
Director



Sandy Smith
Assistant A.D. for
Ticketing Services



Cara Walters
Game Operations
Manager



Russ Whitenack
Director, Monogram
Club

FAMILIAR FACES



Jean Ann Bailey
Secretary,
External Affairs



Matt Cox
Facilities Manager
(Jamerson/Cassell/Merryman)



Elaine Flippo
Secretary, Sports Med./
Athletic Training



Karen Mabry
Secretary,
Internal Affairs



Stephen Medley
Ticketing Services
Coordinator



Dan Pressley
Facilities Coordinator
(Coliseum)



Lisa Rudd
Business Manager



Carmela Smith
Administrative
Staff Assistant



Brad Tilley
Director of
Computer Services



Sandy Weber
Coordinator of
Academic Compliance



Jeremy Wells
Director,
Marketing & Promotions



Joyce Wynn
Secretary,
Administration



ATHLETIC PERFORMANCE: STRENGTH



One of the most important aspects of a successful college basketball program is its strength and conditioning program. Before the lights ever come on, before the players run out of the tunnel for the first game and before the first basket is ever scored for a season, college basketball players work on getting themselves physically prepared for the rigors of the season.

Thanks to the direction of Assistant Athletics Director for Athletic Performance Mike Gentry, the Virginia Tech strength and conditioning program is among the best in the nation, helping make the men's basketball program one of the best as well.

One of the main support centers of Tech men's basketball is the strength and conditioning program. The results of hard work by the staff and the student athletes have paid huge dividends as the Hokies have continually improved in preparing to join the ACC.

The men's basketball team trains in the beautiful 17,000-square-foot training center on the first level of the Merryman Athletic Center. The weight room facility features free-weight equipment, a full line of Hammer Strength equipment, 12 platforms and a 6,000-square-foot state-of-the-art speed and agility room.

Tech also has the use of a 10-by-40-yard sand pit located outdoors and adjacent to the weight room. This pit is used for resistive running drills to improve speed.

Virginia Tech student athletes also have access to the Jim "Bulldog" Haren Weight Room. Located in Jamerson Athletic Center, the 5,000-square foot weight room was officially dedicated in September 1985 to Haren, a former Hokie football player and longtime supporter of the Virginia

Tech Athletics Department. With the two facilities, the Hokies have more than 22,000 square feet of strength and conditioning training space.

Each player has personal goals, which he works to achieve. There are two strength awards for the team — the personal record breaker and the elite award. In order to receive the personal record breaker award, the individual has to break all of his personal records. For the elite award, the player has to average a seven on a scale of 10 on all the exercises.

The Elite Level of Performance was created to push the athletes to higher levels. This level is a predetermined performance test, which measures achievement for the individual's position. It comprises four tests in strength (bench press, squat, push jerk and power clean) and five tests in performance (vertical jump, 40-yard time, 10-yard time, sit-reach test and 20-yard shuttle).

Assisting Gentry in the weight room this year are full-time assistant strength and conditioning coaches: Jay Johnson, director of strength and conditioning, and Terry Mitchell, assistant director of strength and conditioning.

Former Tech football players Shyrone Stith, Steve Canter and Mike Jackson are graduate assistants for strength and conditioning.

DR. MIKE GENTRY Director of Strength and Conditioning



Dr. Mike Gentry is in his 17th season as the Hokies' director of strength and conditioning. As assistant athletics director for athletic performance, his duties include overseeing the strength and conditioning training of athletes in all 21 varsity

sports at Virginia Tech. He is directly involved in the training of the football and women's basketball teams and manages programs for nutrition.

In May 2003, Gentry was honored by the Collegiate Strength and Conditioning Coaches when he was named a Master Strength and Conditioning Coach. Gentry is currently one of only 36 coaches in the country to have received the CSCC's highest award.

A native of Durham, N.C., Gentry received his bachelor's degree in physical education from Western Carolina University in 1979 and received his master's from the University of North Carolina at Chapel Hill in 1981. He received his doctorate in curriculum and instruction, with an emphasis in motor behavior, from Virginia Tech in 1999.

Gentry worked as an assistant strength coach at UNC and as the head strength coach at East Carolina University prior to coming to Virginia Tech in 1987.

In 1995 and 1996, Gentry was recognized by the National Strength and Conditioning Association as a finalist for the National Strength and Conditioning Professional of the Year.

Gentry has a son, Roy Christopher, who is 14.

DR. JAY JOHNSON Assistant Director of Strength and Conditioning



Dr. Jay Johnson coordinates the strength and conditioning program for the men's basketball team. He is a graduate of Emory & Henry College, where he played football for four seasons. He earned a master's degree from Radford University and earned his Ph.D. from Virginia Tech in 2001 in curriculum and instruction.

Johnson came to Virginia Tech in 1999 after serving as the head strength coach at Radford from 1996-99, working primarily with the basketball team. He is certified by the National Strength and Conditioning Association (Certified Strength and Conditioning Specialists), Collegiate Strength and Conditioning Coaches Association (Strength and Conditioning Coach Certified) and USA Weightlifting (Club Coach Certification).



ATHLETIC PERFORMANCE: NUTRITION



Amy Freel
Sports Nutritionist

Eating healthy and choosing nutritious diets are important aspects of a Virginia Tech student-athlete's life, and that's why in July 2002, the athletics department implemented the sports nutrition program. Amy Freel serves as the director.

Freel works individually with student-athletes to provide them with information they need on their diet. She also provides individual players with diet counseling on issues such as gaining lean muscle mass, losing body fat and eating choices to improve performance.

She also designs individual meal plans for athletes. Freel gives an on-campus dining education seminar. She also provides over 300 athletic department recipe books and supplement bars for every athletic team.

"It is extremely beneficial for our student-athletes to have nutrition education and counseling available to them in order for them to remain successful in their sports and outside of athletics," Freel said. "The individualized nutrition education allows me and the athletes to get very specific on their nutritional, personal and sport-specific goals."

Also in July 2002, the Virginia Tech Athletics Department purchased the BOD POD body composition system. Tech is one of a handful of college athletic departments using this type of technology. The BOD POD is found in many professional training facilities, such as the NFL and Major League Baseball. It accurately measures body composition (percent of body fat, lean muscle mass and fat mass) through air displacement within five minutes. Research has shown that an increase in lean muscle mass will increase athletic performance. The Sports Nutrition Program has helped countless Tech athletes maximize their athletic performance.





ATHLETIC PERFORMANCE: PSYCHOLOGY



Dr. Gary Bennett
Sport Psychologist

Virginia Tech also offers another important service to all its student-athletes — sport psychology. Dr. Gary Bennett coordinates the sport psychology department, which offers psychological and performance enhancement services for student-athletes. Bennett also works closely with the Cook Counseling Center.

Bennett meets with student athletes on an individual basis for personal counseling and to discuss the mental aspects of the game. He also works on team building, communication and performance enhancement.

Mike Gentry, assistant AD for athletic performance, says, "I've always felt that (sport psychology) was an important element. We want to be a holistic model of an athletics department,

and we wanted to and needed to include sport psychology in that model."

"We try to address all the various factors that affect student-athletes' performance on and off the field," Bennett says. "We believe we can help athletes perform better by addressing those concerns."

The sport psychology department also offers an injury group to afford injured athletes the opportunity to meet with other injured athletes and talk about their recovery process. Injured athletes also may meet individually with the sport psychologists if they do not feel comfortable in the group or cannot make the sessions. On average, the psychologists conduct 20 individual sessions per week and also meet weekly with teams as the need arises.

A new addition to the sport psychology resources is the Dynavision 2000, a unique conditioning and training program designed to

increase focus and concentration, improve coordination and visuomotor reactions, and increase peripheral awareness. Virginia Tech is privileged to be one of only a handful of schools with this cutting-edge technology.

The response to the sport psychology program has been very positive. The student-athletes are very receptive to the services offered by the doctors. The sport psychology office reaches out to athletes who may not have considered going to the counseling service that is offered to all students at Virginia Tech.

"It is a great resource for our coaches and our athletes," Gentry says. "We've improved a lot in areas of strength and conditioning, nutrition and in sport psychology. It's all about becoming a well-rounded athletic program and helping student athletes. We want to give them all the resources we can, to put them in a position to be successful."



Dr. Gary Bennett provides sport psychology services to student athletes on a team or individual basis.



STUDENT ATHLETE ACADEMIC SUPPORT SERVICES

The success of Virginia Tech's men's basketball program rests largely on the academic progress of each student athlete. The academic performance of Tech student athletes has improved each year due in part to the Student Athlete Academic Support Services (SAASS).

The Virginia Tech graduation rate for student athletes has risen significantly in recent years and reached 65 percent in 2003 as compared to the national average of 62 percent. The 70 percent student athlete graduation rate marks the second straight year and fifth time in the last 10 years that Tech has reached that level.

The lone senior on this season's team, Carlos Dixon, has already graduated with a degree in apparel housing resource management with a concentration in residential property management. Last year's lone senior, Bryant Matthews, graduated last May in four years.

Over the last decade, 85 percent of the student athletes who have used their eligibility have gone on to graduate.

Student athletes are the most visible student component of a university. They entertain thousands of fans, students and alumni. Their athletic ability and achievement is the primary focus for national media attention. Athletic events bring back not only faithful alumni, but are a welcome mat for potential new students.

Student athletes devote many hours to practice, conditioning and training that are not required of all students. Due to their time commitment and their high visibility, it is an obligation and in the best interest of the university to supply these students with services that will allow them to maximize their academic potential.

The Virginia Tech Student Athlete Academic Support Services office is committed to providing fundamental and supplemental programming, consistent with University and NCAA policy, aimed at enhancing each student athlete's educational experience.

Stakeholders of the office's mission include student athletes and their families, the university community, coaches and athletics administrators. SAASS seeks to develop relationships with its stakeholders that are founded on trust and respect, and provides the following services to accommodate their needs:

- University and NCAA information
- Orientation
- Academic assessment



- The development of an effective student life program
- Appropriate referrals
- Monitored study environments
- Tutorial programs
- State of the art technological learning assistance
- Student Athlete academic performance evaluations

The expectations of the Virginia Tech community are that each student athlete achieves his or her maximum academic and athletic potential. With the proper assistance, facilities and encouragement, these potentials can become a reality.

Student Athlete Academic Support Services provides programming for student athletes from their freshman year through graduation. This includes a comprehensive orientation to Tech, study hall, mentoring, tutoring, academic monitoring, academic recognition and eligibility education. Additionally, student athletes are referred to and encouraged to take advantage of other campus agencies charged with helping stu-

dents in their academic pursuits.

Academic facilities for student athletes include the Monogram Room, a large room used as a study hall area, adjacent to the SAASS office in Cassell Coliseum. The HEAT (Hokies Engaging in Advanced Technology) Lab and its satellite sites house more than 40 computers on the second and third floors of Cassell Coliseum. Laptop computers also are available for Tech athletes to use when traveling to away contests. The athletic department also provides areas for private, quiet study for the athletes' convenience.

Together, these spaces provide the student athlete with a variety of study environments conducive to their success. Athletes can use these facilities between classes, after practice or in the evenings, with flexible hours tailored to make the most of a student athlete's limited time.

Chris Helms, in his sixth year at Tech, is the director and is responsible for the development and leadership of the Student Athlete Academic Support Services office.

Lois Berg, associate director, begins her 16th year at Tech. She is primarily in charge of devel-



oping the freshman orientation program, which ensures the student athlete a smooth transition from high school to the university.

She is also responsible for providing programming to assigned student athletes from the sports of baseball, softball, men's and women's swimming, men's and women's tennis, managers, trainers, cheerleaders and HighTechs.

Katie Ammons is an assistant director who begins her sixth year and works with the men's and women's basketball, men's and women's cross country and men's and women's track programs.

Ammons is also in charge of the operation of the HEAT Lab and other computing resources available for student athletes. Ammons is a former standout Hokie student athlete.

Drew Scales begins his third year with Student Athlete Academic Support Services as an assistant director. Scales provides academic support for student athletes in lacrosse, volleyball, men's and women's soccer and wrestling, in addition to overseeing the mentoring program.

Terrie Repass begins her 30th year of service at Virginia Tech. She serves as the office secretary and



"first contact" person for the SAASS. She is responsible for organizing special events and meetings for

the office. Repass prepares all accounting, purchasing and travel transactions for the office.

SAASS STAFF



CHRIS HELMS
Director of Student Athlete Academic Support Services

In his sixth year at Virginia Tech, Chris Helms is the director and is responsible for the development and leadership of the Student Athlete Academic Support Services office. Helms oversees an office comprising two associate directors, three assistant directors, an intern and a secretary forming a group of professionals serving the needs of all student-athletes.

In addition to his duties directing SAASS, Helms serves as a liaison between the academic and athletic communities and is an ad hoc member of the University Athletic Committee.

Helms came to Tech from Michigan State University, where he served as the assistant director of the Student Athlete Support Services office.

Prior to MSU, Helms served as the coordinator of academic affairs for the Florida State University football program. Some of his other experience includes academic advisement for student-athletes at Central Connecticut State University.

Helms earned his bachelor's degree in psychology at Wake Forest University and received his master's in athletic counseling from Springfield College.

A native of Frederick, Md., he and his wife, Renee, have a son, Walker, and a daughter, Meigs.



KATIE AMMONS
Assistant Director of Student Athlete Academic Support Services

Katie Ammons is in her sixth year as an assistant director, and returned to her alma mater in October 1999 when she was named to the post.

She serves as the academic coordinator for the men's and women's basketball programs as well as the men's and women's cross country and men's and women's track and field programs. In addition, she also serves as the coordinator for the student-athlete computer lab and technical liaison for the office.

Ammons came to Tech from the University of Florida where she served as an intern in the Office of Student Life. She earned her master's



Lois Berg
Associate Director



Colin Howlett
Associate Director



Terrie Repass
Office Secretary



Drew Scales
Assistant Director

in athletic administration from Ohio University in 1998 and received her bachelor of arts degree in communication studies and political science from Virginia Tech in 1997. As a student-athlete at Virginia Tech, Ammons was a member of the Hokies' swim team.



ATHLETICS OFFICE OF STUDENT LIFE

The Virginia Tech Athletics Office of Student Life is committed to developing the total student-athlete. Director Megan Armbruster is dedicated to enhancing the quality of the student-athlete experience through the programs that this office administers.

Last year, each athletic team was encouraged to complete two or more personal development workshops on a variety of topics. Subjects included How to Live Off-Campus, Media Relations, Alcohol 101 and Student-Athlete Scrutiny and Community Conduct. Also, a Women's Sports Summit, attended by seven women's athletics teams, focused on issues such as healthy relationships and healthy body image.

In addition to workshops held by each team, Virginia Tech student-athletes participate in community outreach, with more than 50 community service events just last year, allowing for more than 500 volunteer opportunities. Basketball players took trips to local hospitals and nursing homes, in addition to visiting numerous schools in Montgomery County. They also helped out at the Montgomery County Christmas Store. Players visited local high schools in November for American Education Week, middle schools in March for Read Across America Week and elementary schools in April for Winning Choices Week, impacting more than 4,000 students.

Last year, members of the basketball team also participated in the White Ribbon Campaign, the largest effort in the world of men working to end men's violence against women.

A new outreach program developed by the Virginia Tech Athletics Office of Student Life is the team community partners program, where each athletic team selects one local charity on which to focus their philanthropic efforts throughout the year. The basketball team will partner with the Boys & Girls Club of the New River Valley this season.

Armbruster says, "The goal of our office is to provide students with the total college experience. When athletes graduate, I want them to look back and believe they had full access to a variety of opportunities while at Virginia Tech."



VIRGINIA TECH STUDENT ATHLETE ADVISORY COMMITTEE


The Virginia Tech Student Athlete Advisory Committee (VT-SAAC) promotes effective communication between athletic administration and student-athletes. SAAC comprises two representatives from each sport team who meet twice a month to discuss issues and concerns regarding their sports and the department of athletics. Coleman Collins and Allen Calloway represent the men's basketball team.

The SAAC encourages its teammates to get involved both on campus and in the community. The SAAC representatives help to design and provide programs that encourage academic success, health promotion, social responsibility and general awareness.

Upon entering the Atlantic Coast Conference, one member of the VT-SAAC will be chosen to represent Virginia Tech at the ACC-SAAC. This year, the SAAC representative from the men's basketball team is sophomore Coleman Collins.

CAREER DEVELOPMENT

In close collaboration with the Virginia Tech Career Services Center, programs and workshops are designed specifically for student-athletes. Resume design, career fair etiquette, mock interviews, interview attire and mini-career fairs are just a few examples of workshops hosted by the Athletics Office of Student Life. Student-athletes are encouraged to participate in on-campus interviewing and eRecruiting, along with securing internships and co-ops during their college careers. Last year, nearly 100 student-athletes attended the Student-Athlete Career Expo and 65 on-campus interviews were conducted as a result of the expo.



Coleman Collins reads to youngsters as part of an activity arranged through the Athletic Department's Office of Student Life.

STUDENT LIFE STAFF



Megan Armbruster
Director

Megan Armbruster is in her second year at Virginia Tech as the director of student life. As director, she oversees the day-to-day operation of the office of student life, as well as direct the HiTOPS CHAMPS/Life Skills Program.

Armbruster came to Tech from the University of Nebraska, where she had spent the previous several years. She last served as assistant academic counselor at the Hewitt Academic Center for Student-Athletes for two years. While pursuing her master's degree, Armbruster also held various internships at NU, working in admissions, university housing, the Vice-Chancellor's Office and the Campus Recreation Center.

She earned her bachelor's degree in community health education in 1998 and received her master's in educational administration in 2001, both from Nebraska.



Erin O'Neil
*Coordinator of
Student Life*



SPORTS MEDICINE PROVIDING EXPERIENCED, PROFESSIONAL HEALTH CARE

The Virginia Tech Sports Medicine Department is an ever-changing and developing unit that strives to provide the most current and comprehensive care to all student-athletes. The department is constantly evolving to incorporate new ideas and state-of-the-art resources for the betterment of student-athletes.

A professional staff — including primary care physicians who are Board certified in family medicine and sports medicine, orthopaedic surgeons, certified athletic trainers, physical therapists, chiropractors, massage therapists, sport psychologists, nutritionists and orthotists — is available to manage the health care of Tech athletes.

As part of the evolution, Tech recently completed its second full year in the new 4,300-square-foot Eddie Ferrell Memorial Training Room. This area consolidated the training rooms that existed in the Merryman Center and Cassell Coliseum. The new facility gives the training staff a centralized area to care for the needs of all Virginia Tech student-athletes. There is top-of-the-line equipment and a unique style of architecture, developed by Glenn Reynolds, AIA and Larry Perry as the consulting engineer.

The new room, which nearly doubles the size of the former Merryman Center facility, also allows the staff to utilize that room for physical therapy, chiropractic care and massage therapy. With its completion, Virginia Tech now has more than 10,000 square feet dedicated to sports medicine, placing Tech in the top five percent nationally. In addition, the \$10 million Merryman Center, a state-of-the-art facility which includes 2,400 square feet of medical space, will supplement the new training room. This treatment room has numerous treatment modalities, including portable X-ray, electric stimulation, ultrasound, hot and cold packs and a lumbar/cervical traction unit. It also has offices for the staff, dozens of training tables, two cold tubs, whirlpools, an underwater treadmill, a Biodex System 3 and various other pieces of rehabilitation equipment. "We, as a staff, are very pleased with our new facility and the opportunity for all of us to come together for the benefit of our athletes," said Mike Goforth, director of athletic training.

Research also is considered to be instrumental to the sports medicine department. The department has participated in grant development and data col-



lection for a strategic health care planning grant. This grant, titled "The Center for Performance and Sports Medicine Excellence," was initiated by Dr. Charles Baffi, Dr. Kerry Redican, Dr. Mike Gentry and Goforth, and was awarded to develop a multi-disciplinary model for Division I health care.

"Our goal with this program is to formally provide our athletes with the most effective and efficient health care delivery system possible," Goforth said. "This grant will serve as a framework for universities across the country to provide high-level health care services for their athletes, and at the same time, creates the first collaboration between academic research and athletics here at Virginia Tech."

The Virginia Tech Sports Medicine Department in conjunction with the Via College of Osteopathic Medicine and other research departments at Tech also has initiated several new research projects focusing on head injuries, ankle injuries and the treatment of low back conditions. The head injury study, titled B.I.E.R.S.T. (Brain Injury Evaluation in Real Time Sports Trauma), started last season and is an exciting new pilot study that evaluates the forces generated in helmets during real-time events in football. The project is headed by Dr. Gunnar Broilinson and Stephan Duma from mechanical engineering and has steadily gained the attention of both the medical and engineering communities.

After the sports medicine staff diagnoses and treats an ill or injured athlete, the staff then starts collaborative work with the strength and conditioning staff to give the best injury prevention and performance enhancing programs possible. The

training, medical, and strength and conditioning staffs each have a role in bringing the athlete back quickly and ready to play. After an injury, an athlete will go through rehabilitation and physical therapy. Athletes are then moved to weight training as they become able. The strength and conditioning staff uses specific programs for each injury in an effort to get the athlete back quickly. Prior to return to full participation, the athlete also will complete a series of drills and progressions that are specific to the athlete's position that will help insure that the athlete is ready to return with a greatly reduced risk of re-injury.

The range of benefits that athletes have access to include: custom orthotics, custom mouth guards, specialized DonJoy prophylactic bracing and many other options to help prevent or protect them from injuries. The sports medicine staff also takes great pride in treating the athlete year-round. Special attention is paid to off-season activity. During this time, the staff will analyze past injury data from each participant and construct a preventative program.

"If our strength and conditioning is so important, and it is, then we owe it to our athletes to provide them with the necessary resources to keep them actively participating," said Keith Doolan, men's basketball athletic trainer. "We basically adopt the attitude that in the winter, our mission is to keep them participating on the basketball court and during the other times of the year, it is our job to keep them participating in our strength and conditioning program."

Their programs consist of strengthening, stretching and most importantly movement pat-



SPORTS MEDICINE STAFF



tern analysis and training to help prevent the re-occurrence of injuries.

"We value the off-season greatly within our department," Doolan said. "We have adopted the same mindset as our strength and conditioning staff and look at our off-season time as an opportunity to get our athletes better as opposed to time off for our staff."

A vital part of student-athletes services is the access to the Schiffert Student Health Center in McComas Hall. A health center and counseling services are available on one side of McComas Hall, while recreation sports and fitness programs are available on the other. The center also has a fully operational diagnostic laboratory, X-ray facilities and eight full-time physicians.

If physical therapy is needed, student-athletes can be seen by therapist Mark Piechoski in the Ferrell Training Room. Piechoski is a Certified Athletic Trainer, Physical Therapist, and Strength and Conditioning Specialist. He plays a large role in the overall program developed to return the injured athlete back to 100 percent. In addition, staff sport psychologist Gary Bennett is available to all student-athletes for personal and performance issues. Virginia Tech also has the services of Dr. Greg Tilley, team chiropractor. Dr. Tilley provides Tech athletes with specialized treatment for spine related conditions and also plays a huge role in performance enhancement through various chiropractic techniques.

"For us as certified athletic trainers to have the resources of professionals like Mark Piechoski, Greg Tilley and Gary Bennett is a tremendous asset," Doolan said. "The knowledge and skill



Dr. Gunnar Brolinson
Head Team Physician

Dr. Gunnar Brolinson is in his third year as the Virginia Tech basketball team physician. Brolinson joined the program through an initiative between Tech athletics and the new Edward Via Virginia College of Osteopathic Medicine.

Prior to coming to Tech, Brolinson served as the Medical Director of the Primary Care Sports Medicine Fellowship at the Toledo Hospital and the Corporate Wellness Program for the ProMedica Health System. He also served as the team physician for the University of Toledo, the United States Ski Team and has acted as a volunteer physician for the United States Olympic Committee.

Brolinson graduated with an undergraduate degree in biology from the University of Missouri at Columbia and completed his medical training at the Kirksville College of Osteopathic Medicine.



Mike Goforth
Director of Athletic Training

Mike Goforth is in his fifth year as the director of athletic training and seventh year on Tech's athletic training staff. Goforth came to Tech from the Hamilton Medical Center/Bradley Wellness Center in Dalton, Ga., where he was the director of wellness and sports medicine.

He has an extensive background in sports medicine, working at East Tennessee State University, Virginia Tech, William Fleming High School, Tusculum College, Greene County Sports Medicine/Industrial Cooperative and Pioneer Sports Medicine/Physical Therapy Clinic. He also has numerous opportunities to consult on program development throughout the country.

Goforth graduated from East Tennessee State University in 1991 with a bachelor's degree in physical education with a concentration in athletic training. He earned his master's in sport management from Virginia Tech in 1995 and is currently pursuing his doctorate in health education, also from Virginia Tech.



Dr. Delmas Bolin
Men's Basketball Head Team Physician



Keith Doolan
Athletic Trainer Men's Basketball



Shannon Carneal
Student Trainer

that they bring is invaluable.

"Our goal is to provide the same high level of health care that professional and Olympic athletes receive," Doolan continued. "Our usage of specialist care is modeled after the NBA system and incorporates components of the Olympic Training Center in Colorado Springs."

Tech also maintains a special relationship with Montgomery Regional Hospital. Montgomery Regional Hospital is the choice for state-of-the-art equipment to perform surgeries, diagnostic imaging and processing of laboratory requests.

This year, the sports medicine staff working directly with the Hokies' men's basketball team will consist of Keith Doolan, ATC, team physician Delmas Bolin, M.D., orthopaedic surgeon

Scott Urch, M.D., and Shannon Carneal, student athletic trainer. Athletes also have the opportunity to see any physician of their choice within the sports medicine team.

Over the past 10 years, Virginia Tech has developed the reputation for producing top-level certified athletic trainers. Graduates are now employed in positions across the country at various levels of the profession: Josh Signs (Marshall), Daniel Jarvis (Villanova), Jim Shorten (Appalachian State), Chris Peduzzi (Philadelphia Eagles), Danny Sterling (UVA Wise), Joe Whitson (Carson-Newman College), Jay McCloy (College of Wooster), as well as numerous others who are employed at the high school, collegiate and clinical levels.



VIRGINIA TECH ATHLETIC FUND

The 2003-2004 year was a great success with another record-setting performance for the Virginia Tech Athletic Fund, commonly referred to as the Hokie Club. Enthusiastic and supportive Hokie Club members helped the Hokie Club raise a record total of more than \$18.5 million to support the scholarship and capital needs of the Athletics Department.

The Hokie Club is charged with raising funds to support the scholarship, capital and programmatic needs of the Athletics Department. Donors make gifts in outright forms such as cash, real estate, securities, gifts in kind or corporate matching programs. Planned or deferred gifts such as a will, living trust, life income trust, retirement plans, life insurance or charitable lead trusts are also accepted.

"Moving into the Atlantic Coast Conference will continue to add to the excitement surrounding Virginia Tech Basketball that Coach Seth Greenberg established last season," said Lu Merritt, Director of Development for Intercollegiate Athletics. "Our fans are eager to see the basketball program reach the level of success that they remember during its glory days when Cassell Coliseum was a real home court advantage. They fully understand that additional financial support is necessary for the Hokies to get back to this level, especially in the best basketball conference in the nation."

John Moody, Associate Director of Development, focuses on major gift fundraising and special projects. A former football player at Tech, Moody has worked in the Hokie Club for 32 years.

David Everett, Director of Major Gifts, serves the Richmond area in addition to his major gift responsibilities. Everett was a member of the Hokies' 1986 Peach Bowl Championship team.

Terry Bolt, Director of Development for Special Events and the Athletic Annual Fund, serves the Tidewater areas of Virginia, while also overseeing the planning and direction of the Annual Fund.

Brian Thornburg, Assistant Director of Development, serves southwest and central Virginia as well as the areas of North Carolina, South Carolina, Tennessee and Georgia while assisting with the annual fund.



The Hokie Club staff (l to r): Lu Merritt, John Moody, Brian Thornburg, Terry Bolt, David Everett, Brandy Bratton, Diana Fain, Sharon Linkous, Jane Broadwater, Vicky Moore and Tommy Graham (not pictured is Nancy Gabbard).

Sharon Linkous manages all member gifts, records and benefits for Hokie Club members as well as working closely with the Hokie Representative program. Vicky Moore handles gift entry and membership records for Hokie Club members. Diana Fain manages the budget process and produces all meeting notices for the Hokie Clubs. Jane Broadwater serves as executive secretary for the office. Nancy Gabbard works part-time in the office, bringing additional experience to the team.

The Athletic Fund is proud of its volunteers

who help ensure that 65 Hokie Clubs throughout Virginia, West Virginia, Maryland, North and South Carolina, Delaware, New Jersey, Georgia, Pennsylvania and Tennessee continue in their active efforts to support and promote athletics at Virginia Tech. Along with bus trips, game-watching parties and other social events, Tech alumni, fans and friends gather to cheer on the Hokies.

John Clary of Lawrenceville, Va., is the current president of the Virginia Tech Athletic Fund and Renny Lynch of Roanoke, Va., is the vice president.



HOKIESPORTS THE NEWSPAPER

A lot of new things are taking place in Blacksburg with Tech's entry into the Atlantic Coast Conference. But at least one thing is remaining constant — accurate information coming from hokiesports the newspaper.

This newspaper has served as the written voice of Virginia Tech's athletics department for the past 21 years. The newspaper, formerly the Hokie Huddler, came about in 1984 when then director of athletics and football coach Bill Dooley wanted an in-house publication devoted to coverage of all of Tech's sports, primarily football. Since then, the newspaper has undergone numerous changes, including a name change and a move to the Internet. But providing accurate, timely and quality information remains the constant for the newspaper staff.

"Being a weekly newspaper, we have some restraints dealing with the postal service," editor Jimmy Robertson said. "But going on-line has helped us overcome some of those and we're always going to be committed to being creative as far as the type of news and features we do for our print version. We want a publication that's both interesting and newsworthy, and to produce that type of publication, we have to be creative and do things differently than a daily newspaper."

During the past 10 years, subscriptions to the publication have soared as Tech fans everywhere crave to read about the success of Virginia Tech athletics and to read the most current information on what's happening within the athletics department.

Today, there are more than 6,300 devoted subscribers to the print version, and almost 200 registered for the on-line version of the paper, which became available to Hokie fans in the fall of 2000. The on-line version of the publication is entering its fifth year and has started to become a popular way to gain valuable information about Virginia Tech athletics.

"It enables people who live far away to get the information immediately rather than having to wait seven to 10 days," Robertson said. "Plus, we do a lot of writing for the athletics department Web site, hokiesports.com. We see this as a good way to cross-promote both the Web site and the newspaper, while continuing to provide information that fans want."

Hokiesports the newspaper is updated every week from late August through March on-line (bi-monthly in the spring) by the staff so news can get to Hokie fans as it happens.

"I hope that more fans will take advantage of the on-line version of the publication because the Internet is the wave of the future," Robertson said. "It's cheaper, too, which is another plus for fans."



The print version of the newspaper is a colorful publication that is printed 33 times per year — weekly during football and basketball seasons and bi-monthly during the spring. The newspaper consists of the ever-popular "Inside Tech Sports" section, which is a page of short blurbs of interesting "inside" information — things one won't get anywhere else. With hokiesports the newspaper being owned by the athletics department, it allows the staff to be closer to coaches and players to get that inside information. Most sports publications of this kind are independent of their school's athletics departments.

Hokiesports the newspaper also consists of columns by Robertson, Bill Roth, the Voice of the Hokies, and assistant editor Matt Spiers. Robertson focuses more on Tech, while Roth devotes more attention to ACC news. Spiers handles the layout and design of the publication and also covers women's basketball and writes features. Veteran photographer David Knachel, who began working on the paper in 1985, takes all the photos and designs the cover for each issue.

The up-to-date news provided in the paper is primarily on football, men's and women's basketball and baseball. Fans can get the depth chart (during the football season), features on players and former athletes (the 'Where are They Now?' section), statistics and standings, notes and quotes and recruiting profiles on football, men's and women's basketball recruits, along with information about other sports recruits as well.

Robertson will be entering his ninth year as the



Jimmy Robertson



Matt Spiers

editor of the newspaper. Doug Waters served as the first editor in 1984-85 and then Chris Colston handled the duties for the next 11 years. Colston resigned in 1996 to take a job with Baseball Weekly (now Sports Weekly), leaving the job in the hands of Robertson.

Since then, Tech joined the BIG EAST for all sports, gone to bowl games every year, played for the national championship and sent off a second Hokie as the first pick in the NFL Draft. Now, by entering the ACC for all sports, the entire program has a bright future — which allows no limitations to hokiesports the newspaper and its potential.

For the printed version, a one-year subscription costs \$37.95, while a two-year subscription costs \$69.95. For an additional \$12 per year, fans who subscribe to the print version can access the on-line version. Or, for \$25 annually, fans who don't subscribe to the print version can view the entire newspaper via the Internet. Also, newspapers are available on newsstands at certain convenience stores through the Blacksburg-Christiansburg area. For additional subscription information, call the hokiesports the newspaper office at (540) 231-3908, or visit the Web site at www.hokiesports.com.

ROUNDBALL CLUB

The Virginia Tech Roundball Club, founded at the beginning of the 2000-2001 season, has quickly become a major supporter of Hokie basketball. The group, made up of Tech fans from all areas of the community, provides vocal support in Cassell Coliseum and behind-the-scenes support off the court.

The club is managed by a 12-person executive committee. For more information on the Roundball Club, e-mail rndball@vt.edu or contact the men's basketball office at (540) 231-6725.

The mission of the Roundball Club is to:

- Promote public awareness of the Virginia Tech men's basketball program.
- Foster the goals and policies of the Virginia Tech Athletics Department.
- Provide the level of spirited support and resources required for the program to achieve national prominence.





VIRGINIA TECH ISP SPORTS NETWORK

"From the blue waters of the Chesapeake Bay to the hills of Tennessee, the Virginia Tech Hokies are on the air!"



That familiar refrain — delivered by Bill Roth, the Voice of Virginia Tech basketball — opens every Tech sports broadcast and reflects the network's goal of reaching Hokie fans everywhere. So, whether they're sailing off Virginia's eastern shore, hiking in the Blue Ridge Mountains, or sitting in their homes anywhere in the state, Tech fans know they're always within range of a Virginia Tech ISP Sports Network radio station.

ISP Sports also produces The Hokie Hotline radio talk show featuring Roth and Tech coach Seth Greenberg every Monday night. The Hokie Hotline also can be heard worldwide every Monday night on hokieTV.com's exclusive Web cast from 7-8 p.m., Eastern time.

The network's award-winning television magazine show, Virginia Tech Sports Today, is seen every Sunday on a network of TV stations and cable networks throughout Virginia and the southeastern United States. The show includes weekly highlights and previews, focusing on Tech basketball.

Roth — Virginia's six-time Sportscaster of the Year — is in his 17th season as the Voice of Virginia Tech basketball. A native of Pittsburgh, Pa., Roth graduated from Syracuse University in 1987

earning a degree in broadcast journalism. In addition to his duties with Hokies, Roth works for ESPN in that network's coverage of NCAA baseball, basketball and lacrosse among other sports. Roth, who was inducted into Virginia Tech's Monogram Club in 2000, is on the Board of Directors of the Montgomery County United Way and is a frequent public speaker at Virginia Tech events.

Virginia Tech Hall of Famer Mike Burnop is in his ninth season as the analyst on Tech men's basketball broadcasts. The colorful Burnop owns and operates New River Office Supply stores throughout the region and was recently named Blacksburg's Businessman of the Year.

Burnop, who also has served as color announcer on the Tech football network for the past 21 seasons, was a starting tight end for the Hokies in the early 1970s. He was inducted into Virginia Tech's Hall of Fame in 2000.

Together, Roth and Burnop compose one of college athletics' longest-running broadcasting teams, having described the action of every Tech football game dating back to the 1988 season.

Tony Luftman is in his second year as score-



Bill Roth



Mike Burnop

RADIO AFFILIATES

Blacksburg, Va.	WBRW	105.3	FM
Blackstone, Va.	WBBC	93.5	FM
Bluefield, W.Va.	WKOY	100.9	FM
Bristol, Va.	WFHG	92.7	FM
Bristol, Va.	WFHG	980	AM
Charlottesville, Va.	WKAV	1400	AM
Clifton Forge, Va.	WXCF	103.9	FM
Clifton Forge, Va.	WXCF	1230	AM
Galax, Va.	WWWJ	1360	AM
Gate City, Va.	WGAT	1050	AM
Harrisonburg, Va.	WMXH	105.7	FM
Leesburg, Va.	WAGE	1200	AM
Lynchburg, Va.	WZZU	97.9	FM
Marion, Va.	WZVA	103.5	FM
Martinsville, Va.	WMVA	1450	AM
Norfolk, Va.	WNIS	790	AM
Richmond, Va.	WXGI	950	AM
Roanoke, Va.	WVBE	610	AM
Roanoke, Va.	WBRW	97.3	FM
Staunton, Va.	WTON	1240	AM
Tazewell, Va.	WKQY	100.1	FM
Whitestone, Va.	WNDJ	104.9	FM
Winchester, Va.	WINC	1400	AM
Wytheville, Va.	WXBX	95.3	FM



Dell Curry (right) joins the Voice of the Hokies Bill Roth courtside.

board host for Tech men's basketball broadcasts. He is also the play-by-play broadcaster for the Virginia Tech women's basketball program on the Virginia Tech ISP Sports Network. A graduate of UCLA, Luftman handled play-by-play duties for several Bruins' sports for two years including baseball and women's basketball before coming to Tech. He also hosted UCLA BruinTalk, a television program featuring UCLA athletes, coaches, and administrators

Tech game broadcasts and other network programs are available to fans anywhere in the world via Tech's official Web site, hokiesports.com. In addition, many Virginia Tech ISP Sports Network broadcasts also will be available on XM Satellite radio throughout North America.



VIRGINIA TECH MONOGRAM CLUB



RUSS WHITENACK



Russ Whitenack
*Director of
Monogram Club*

In 2001, Russ Whitenack was named Director of the Monogram Club at Virginia Tech. During his tenure, the organization has seen tremendous growth in numbers and activities.

For 28 years, Whitenack held the reins of the men's track program, guiding it to conference titles and national recognition. Prior to taking over in 1974, Whitenack served as an assistant coach for two years. In addition to being the men's coach, he also guided the women's team for 10 years during the 1980s and early 1990s.

A 1969 graduate of the University of Tennessee, Whitenack was a member of the Volunteers' All-America 440-yard relay team. UT won three Southeastern Conference team championships during his four years on the squad. He served for one season as a graduate assistant at Tennessee and three years as coach at Palmetto Junior High in Miami before coming to Tech in 1972.

During Whitenack's tenure as coach, the Tech program produced 20 All-Americans, including former coach Steve Taylor and Erick Kingston. Whitenack led the Hokies to two Metro Conference indoor championships, one in 1993 and one in 1994, and he was chosen by his peers as Metro Coach of the Year during the 1992 outdoor season and again following Tech's 1993 indoor championship. During the late 1990s, the Hokies dominated the Atlantic 10 Conference, capturing both the indoor and outdoor titles four straight years. Whitenack was named the A-10 indoor and outdoor coach of the year for each of those victories. He also received the Walt Comrack Award for excellence in coaching from the Virginia Military Institute in 1997.

Whitenack and his wife, Judy, have one son, Jon. In his spare time, Whitenack enjoys outdoor activities, especially kayaking, boating and jet-skiing.

The Monogram Club was originally created as a social organization for former athletes who earned at least one monogram (letter) in any varsity sport at Virginia Tech. All former coaches are designated as honorary members. This club is an opportunity for athletes to remain active with and connected to their sport once their careers are completed.

The main goal of this club is to keep an open line of communication between the Athletics Department and the former letterwinners. Athletes are encouraged by way of sponsored pregame and postgame social events to come back and reconnect with their old teammates and coaches. Over the past six years, the club has been revitalized under new direction.

In 1998, Terry Strock, a veteran coach and administrator for many years at Tech, became the first full-time director of the Monogram Club. Under his leadership, the club more than doubled its membership, increasing from 220 active members to 550. Its total membership now sits at more than 700 active members. When Strock retired in 2000, former football letterman Derek Carter took over for one year before becoming director of athletics at Virginia State University.

In 2001, the club proudly welcomed its current director, Russ Whitenack, the former Virginia Tech men's head track coach of 28 years from 1974-2002.

"Many people stop by to see old friends," said Whitenack. "That is what we want to provide. If you're a former athlete, (the Monogram Club) is the best way to stay connected."

Anyone who joins the Monogram Club receives a personalized membership card that grants them access to the variety of events sponsored by the club. The Monogram Club hosts two free tailgates per year, open only to members. One is before the annual Spring Game, and the other occurs early in the fall. In addition, the club hosts tailgates at every football game in the Ambulatory of Cassell Coliseum. Tickets to these tailgates are available only to members of the Monogram Club. Members of the club are eligible to enter the annual golf tournament, and are welcome to attend a weekend of wine tasting, all sponsored by the Monogram Club.

The member benefits include a subscription to hokiesports the newspaper which is published 33 times per year. Each member is given the right to purchase four tickets from an allotment of 100 located in the South End Zone stands to attend individual football games.

"We would really like to reach people we don't have contact information for," Whitenack said. Whitenack encourages all former athletes to update their information regularly through hokiesports.com.

Last year, a complimentary membership was instituted to recent graduates, allowing them a three-year membership into the club once their eligibility has expired. Membership dues are \$40 per year with a discounted rate of \$160 for five years. The membership year lasts from July 1 to June 30. A lifetime membership has been installed with the amount set at \$800, and \$600 for former athletes over the age of 65.



ATHLETICS DIRECTORY

VIRGINIA TECH ATHLETICS DEPARTMENT
Jamerson Athletics Center/Cassell Coliseum/Merryman Center
Blacksburg, VA 24061
(All phone numbers are area code 540)

ADMINISTRATION

Director of Athletics	
Jim Weaver.....	231-3977
Senior Associate Director of Athletics/Senior Woman Administrator	
Sharon McCloskey.....	231-3977
Senior Associate Director of Athletics for External Affairs	
David Chambers.....	231-2371
Associate Director of Athletics for Internal Affairs	
Tom Gabbard.....	231-6265
Associate Director of Athletics for Administration	
Jon Jaudon.....	231-5497
Associate Director of Athletics for Football Operations	
John Ballein.....	231-9991
Associate Director of Athletics for Financial Affairs	
Randy Butt.....	231-7530
Assistant Director of Athletics for Compliance	
Tim Parker.....	231-5497
Assistant Director of Athletics for Marketing and Promotions	
Tim East.....	231-6600
Assistant Director of Athletics for Athletic Performance	
Mike Gentry.....	231-2984
Assistant Director of Athletics for Ticketing Services	
Sandy Smith.....	231-6731

ADMINISTRATIVE SUPPORT

Administrative Staff Assistant	Carmela Smith.....	231-3977
Secretary, Internal Affairs	Karen Mabry.....	231-6265
Secretary, External Affairs	Jean Ann Bailey.....	231-2371
Secretary, Administration	Joyce Wynn.....	231-5497
Secretaries, Olympic Sports	Marianne Baffi.....	231-3671
	Diane Buckland.....	231-5037
	Lisa Maddox.....	231-9415
Secretary, Sports Medicine/Athletic Training	Elaine Flippo.....	231-7741
Department Receptionist	Vickie Graham.....	231-9984

ATHLETIC PERFORMANCE

Ast. A.D. for Athletic Performance	Mike Gentry.....	231-2984
Dir. of Strength & Conditioning	Jay Johnson.....	231-8207
Ast. Dir. of Strength & Conditioning	Terry Mitchell.....	231-7386
Coord. of Strength & Conditioning for Olympic Sports	Jamie Meyer.....	231-7386
Director of Sports Nutrition	Amy Freel.....	231-9910
Sports Psychologist	Gary Bennett.....	231-2556

BUSINESS OFFICE

Associate A.D., Financial Affairs	Randy Butt.....	231-7530
Human Resources Manager	Pam Linkous.....	231-3142
Business Manager	Lisa Rudd.....	231-6553
Assistant Business Manager	Michelle Collins.....	231-6590
Accounting Services Specialist	Jean Vaughan.....	231-6728
Accounting Services Specialist	Nhury Schurig.....	231-2196

CHEERLEADERS

Spirit Coach	Rickey Hill.....	231-5744
--------------	------------------	----------

EQUIPMENT

Equipment Manager	Lester Karlin.....	231-9967
Assistant Equipment Manager	Eric Cross.....	
Assistant Equipment Manager	Lou Koel.....	

FACILITIES AND GAME OPERATIONS

Game Operations Manager	Cara Walters.....	231-9963
Game Operations Coordinator	Jerry Cheynet.....	231-5128 or 231-6660
Facilities Manager (Jamerson/Cassell/Merryman)	Matthew Cox.....	231-2199
Facilities Manager (Field House)	Denie Marie.....	231-2191
Facilities Manager (Lane Stadium)	Casey Underwood.....	231-6067
Coordinator of Athletics Grounds	Jason Bowers.....	231-6067
Facilities Coordinator	Dan Presley.....	231-9969
Facilities Manager (Tennis Center)	Jerry Stevens.....	231-5908

HOKIESPORTS THE NEWSPAPER

Editor	Jimmy Robertson.....	231-4134
Assistant Editor	Matt Spiers.....	231-3908

INTERNET SERVICES

Director of Internet Services	Peg Morse.....	231-6329
Webmaster	Damian Salas.....	231-8816

COMPUTER SERVICES

Director of Computer Services	Brad Tilley.....	231-7539
Computer Technician	Brandon Mason.....	231-9361
Secretary	Jean Ann Bailey.....	231-2371

MONOGRAM CLUB

Director	Russ Whitenack.....	231-9156
----------	---------------------	----------

SPORTS INFORMATION OFFICE

Sports Information Director	Dave Smith.....	231-6726
Sports Information Secretary	Donna Smith.....	
Associate Sports Information Director	Anne Panella.....	231-7684
Assistant Sports Information Director	Bill Dyer.....	231-8852
Assistant Sports Information Director	Torye Hurst.....	231-8823
Assistant Sports Information Director	Bryan Johnston.....	231-3387
Assistant Sports Information Director	David Knachel.....	231-1838

SPORTS MARKETING & PROMOTIONS OFFICE

Assistant A.D., Marketing & Promotions	Tim East.....	231-6600
Director, Marketing & Promotions	Jeremy Wells.....	231-2515
Assistant Director, Marketing & Promotions	Vacant.....	231-3236
Secretary	Jean Ann Bailey.....	231-2371

SPORTS MEDICINE AND ATHLETIC TRAINING

Team Physicians	Dr. P. Gunnar Brolinson.....	231-5983
	Dr. Delmas Bolin.....	231-5983
Director of Athletic Training	Mike Goforth.....	231-6410
Athletic Trainers	Keith Doolan, Jimmy Lawrence, Megan Rittler, Kevin Domboski	

STUDENT-ATHLETE ACADEMIC SUPPORT SERVICES

Coordinator	Chris Helms.....	231-6165
Associate Coordinators	Lois Berg, Colin Howlett.....	
Athletic Advisors	Katie Ammons, Drew Scales.....	
Secretary	Terrie Repass.....	

STUDENT SERVICES OFFICE

Director of Student Life	Megan Armbruster.....	231-1252
Coordinator of Student Life	Erin O'Neil.....	231-3956
Coordinator of Academic Compliance	Sandy Weber.....	231-2264
Compliance Assistant	Kelly Woods.....	

TICKET OFFICE

Assistant A.D., Ticketing Services	Sandy Smith.....	231-6731
Assistant Ticket Manager	Stephen Medley.....	
Ticket Services Coordinators	Kathy Cox, Jenny Borg.....	

VIDEOGRAPHY

Director of Video Operations	Kevin Hicks.....	231-9990
Video Coordinator	Tom Booth.....	
Assistant Video Coordinator	Brian Walls.....	

VIRGINIA TECH ATHLETIC FUND, INC.

Director of Development for Intercollegiate Athletics	Lu Merritt.....	231-6618
Assoc. Director of Devel. for Intercollegiate Athletics	John Moody.....	
Director of Development for Special Gifts and the Athletic Annual Fund	Terry Bolt.....	
Dir. of Major Gifts for Intercollegiate Athletics	David Everett.....	
Assistant Director of Development	Brian Thornburg.....	
Accountant	Sharon Linkous.....	
Alumni Program Coordinator	Diana Fain.....	
Secretary	Jane Broadwater.....	
Fiscal Assistant	Vicky Moore.....	

BASEBALL

Head Coach	Chuck Hartman.....	231-3671
Assistant Coaches	Jay Phillips, Jon Hartness.....	

BASKETBALL, MEN'S

Head Coach	Seth Greenberg.....	231-6725
Assistant Coaches	Brad Greenberg, Ryan Odom, Stacey Palmore.....	
Executive Secretary	Sharon Spradlin.....	
Director of Operations	Rick Hall.....	

BASKETBALL, WOMEN'S

Head Coach	Beth Dunkenberg.....	231-4998
Assistant Coaches	Shellie Greenman, Bobbie Kelsey, Stacy Cantley.....	
Executive Secretary	Dianne Santolla.....	
Director of Operations	Jill Jameson.....	231-7629

FOOTBALL OFFICE

Head Coach	Frank Beamer.....	231-4132
Executive Secretary	Diana Clark.....	231-4132
Assistant Coaches	Billy Hite, Bud Foster, Bryan Stinespring, Jim Cavanaugh, Tony Ball, Danny Pearman, Kevin Rogers, Lorenzo Ward, Charley Wiles.....	231-6368

Program Support Technicians	Lisa Marie.....	231-9991
	Kristie Verniel.....	231-9991
Associate A.D. for Football Operations	John Ballein.....	231-9991
Football Operations Assistant	Bruce Garnes.....	231-2502

GOLF

Head Coach	Jay Hardwick.....	231-6435
Graduate Assistant Coach	Brian Sharp.....	

LACROSSE

Head Coach	Tami Riley.....	231-2776
Assistant Coaches	Lisa Staedt, Julie Tice.....	

SOCCER, MEN'S

Head Coach	Oliver Weiss.....	231-7143
Assistant Coaches	Mike Brizendine, John Sexton.....	

SOCCER, WOMEN'S

Head Coach	Kelly Cagle.....	231-6423
Assistant Coaches	Dan Cagle, Erin Fahey.....	

SOFTBALL

Head Coach	Scot Thomas.....	231-2720
Assistant Coaches	Christine Hornak, Al Brauns.....	231-1804

SWIMMING & DIVING, MEN AND WOMEN

Swimming Coach	Ned Skinner.....	231-5086
Diving Coach	Bert Locklin.....	231-3301
Assistant Coaches	Braden Holloway.....	231-9970
	Genevieve McNeill.....	

TENNIS, MEN'S

Head Coach	Jim Thompson.....	231-4589
Assistant Coach	Jimmy Borendame.....	

TENNIS, WOMEN'S

Head Coach	Terry Ann Zawacki-Woods.....	231-9971
Assistant Coach	Jon Reeves.....	

TRACK & CROSS COUNTRY, MEN'S AND WOMEN'S

Director of Track & Field and Cross Country	Dave Cianelli.....	231-5037
Assistant Coaches	Ben Thomas, Mary Jayne Harrelson, Greg Jack, Terry Winston.....	

WRESTLING

Head Coach	Tom Brands.....	231-3671
Assistant Coaches	Wes Hand, Doug Schwab.....	231-9357

VOLLEYBALL

Head Coach	Greg Smith.....	231-5037
Assistant Coaches	April Yantis, Lindsay Wischmeier.....	231-9972



BLACKSBURG



One of America's best college towns, Blacksburg is a perfect setting for Virginia Tech. Located in Southwest Virginia on a plateau between the Blue Ridge and Alleghany Mountains, Blacksburg combines the laid-back lifestyle of a small town with the amenities one would expect to find around a major center of higher education. Together, the town and university have worked hard to create a progressive community that ranks among the nation's elite living environments.

Virginia Tech and the Town of Blacksburg gained national and international attention by creating the world's first "electronic village." Businesses and industries have been drawn by the potential of the quaint town.

Established in 1798 by John and William Black, the town is surrounded by scenic mountain views that distinguish the area.

The nearly 36,000 residents (including students) enjoy a close proximity to a variety of recreation areas such as the Blue Ridge Parkway, Appalachian Trail, Claytor Lake and the New River. The region features a moderate climate and four distinct seasons.

Blacksburg's location (adjacent to major interstate highways) provides convenient access to most points in the southern and eastern parts of the country.

More information on Blacksburg can be found on the Web site of the Blacksburg Electronic Village, www.bev.net or the town's Web site, www.blacksburg.va.us.



Blacksburg's downtown festival, Steppin' Out, always draws a big crowd.



BLACKSBURG



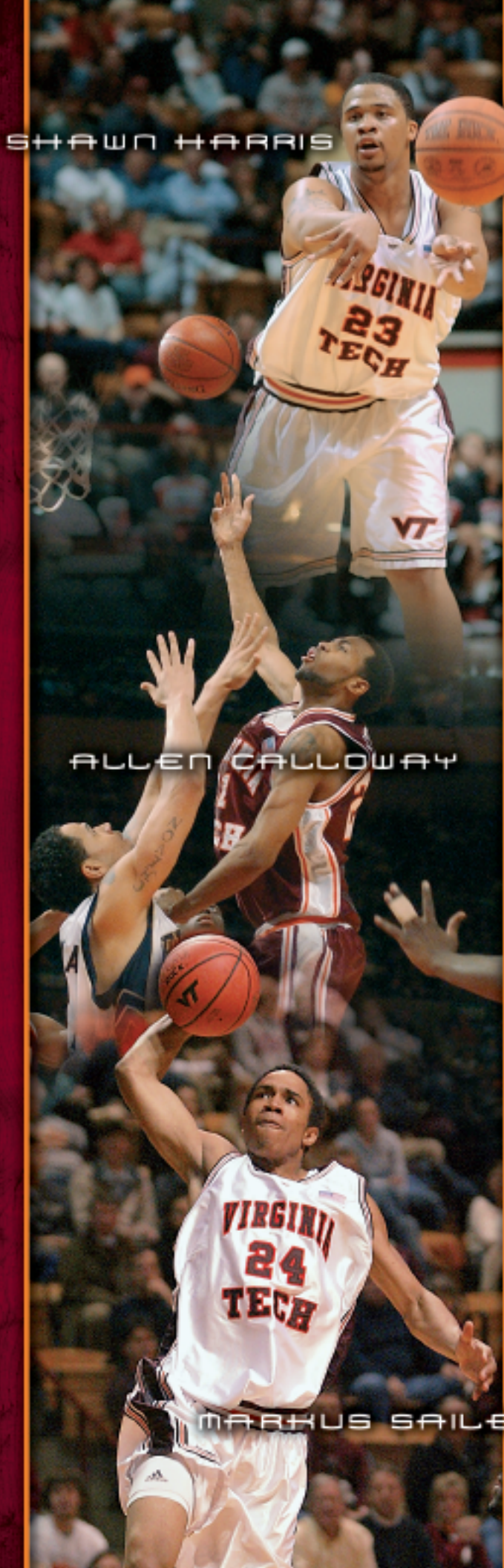
The nearby New River (above) and Cascades waterfall (right) are popular attractions for Tech students.



ISITOURRRTSSTC

2004-05 BASKETBALL SCHEDULE

SHAWN HARRIS



ALLEN CALLOWAY

MARKUS SAILES

Day	Date	Opponent	Time	TV
Mon.	Nov. 8	EA SPORTS (Exhibition)	7 p.m.	
Fri.	Nov. 19	LOYOLA (MD.)	7 p.m.	
Tue.	Nov. 23	MARYLAND-EASTERN SHORE	7 p.m.	
Sun.	Nov. 28	at William & Mary	2 p.m.	
Thur.	Dec. 2	CHATTANOOGA	8 p.m.	CC
Sat.	Dec. 4	at VMI	2 p.m.	CC
Wed.	Dec. 8	at St. John's	7:30 p.m.	
Sat.	Dec. 11	JAMES MADISON	TBA	CC
Sun.	Dec. 19	NORTH CAROLINA*	3:30 p.m.	FSN
Wed.	Dec. 22	WESTERN MICHIGAN	7 p.m.	
Mon.	Dec. 27	MORGAN STATE	7 p.m.	
Thur.	Dec. 30	vs. Mississippi State#	7:30 p.m.	CC
Sat.	Jan. 8	at Florida State*	7 p.m.	
Wed.	Jan. 12	BETHUNE-COOKMAN	7 p.m.	
Sat.	Jan. 15	CLEMSON*	Noon	RJ
Wed.	Jan. 19	NORTH CAROLINA STATE*	7 p.m.	RSN
Sat.	Jan. 22	at Georgia Tech*	4 p.m.	RJ
Thur.	Jan. 27	VIRGINIA*	8 p.m.	RJ
Sun.	Jan. 30	at Duke*	8 p.m.	FSN
Wed.	Feb. 2	at Miami*	7:30 p.m.	
Sat.	Feb. 5	WAKE FOREST*	3 p.m.	RJ
Tue.	Feb. 8	at Maryland*	9 p.m.	RSN
Sat.	Feb. 12	at Virginia*	Noon	RJ
Thur.	Feb. 17	DUKE*	9 p.m.	ESPN2
Sat.	Feb. 19	MIAMI*	7 p.m.	
Sat.	Feb. 26	at North Carolina State*	4 p.m.	RJ
Tue.	March 1	at Clemson*	7 p.m.	RSN
Sat.	March 5	MARYLAND*	4 p.m.	RJ
March 10-13		ACC Tournament		
			(MCI Center, Washington, D.C.)	Daily ESPN/RJ

* - Atlantic Coast Conference Games

- Sugar Bowl Basketball Classic, New Orleans, La.

All times are subject to change

TV LEGEND

CC- Comcast Sportsnet

FSN - Fox Sports Net

RJ - Raycom/Jefferson Pilot

RSN - regional