

HOT KIES



VIRGINIA TECH



BASKETBALL 2000-2001



Dennis Mims



Brian Chase



VIRGINIA POLYTECHNIC INSTITUTE
AND STATE UNIVERSITY



A Letter from Ricky Stokes

On March 24, 1999, Virginia Tech afforded me a very special opportunity. This opportunity, for which I will always be grateful, allows me to attract accomplished, outstanding young men and to be a positive influence on their lives. I take my role very seriously and I look forward to being your coach, your teacher, your friend.

It is an exciting time to be a part of the Virginia Tech family. As we join the BIG EAST Conference, our goal is to be the best. The BIG EAST will provide us with national exposure and television coverage and the chance to compete against some of the very best teams in the country. The coaching staff and I believe that a unique and special opportunity awaits you at Virginia Tech – the opportunity to establish a championship-caliber basketball program and to create a tradition of excellence.

Virginia Tech is a highly-regarded academic institution. In U.S. News & World Report's latest rankings, Virginia Tech is rated 28th best in undergraduate programs among U.S. public universities. It has the largest student enrollment of any university in the Commonwealth of Virginia and fan support is tremendous. Its athletic facilities are state-of-the-art, with new scoreboards, replay screens and a luxurious locker room and team lounge. Cassell Coliseum seats 10,000 and when it is rocking, there is no better "sixth man."

As a former collegiate basketball player, I know how vital it is to have the full support of the university. Everyone at Virginia Tech, the faculty, the athletic department and university administrators, is committed to helping you achieve your goals.

I know that your time here will be four of the most wonderful years of your life. The foundation is in place for a successful and exciting basketball program at Virginia Tech. I hope that you will choose to be a part of something special.

Ricky Stokes





Quick Facts

Location Blacksburg, Va. 24061-0502
 Basketball Address
 274 Jamerson Athletic Center
 Enrollment 25,000
 Nickname Hokies
 Colors Chicago maroon & burnt orange
 Conference BIG EAST
 Arena (Cap.) Cassell Coliseum (10,052)
 Tech's All-Time Record 1,118-926
 President Charles Steger
 Director of Athletics Jim Weaver
 Faculty Chairman of Athletics Larry Killough
 Ticket Manager/Phone
 Sandy Smith (540) 231-6731

Head Coach Ricky Stokes (Virginia, 1984)
 VT Record/Years 16-15/one year
 Overall Record/Years 16-15/one year
 Assistant Coaches
 Mark Cline (Wake Forest, 1988)
 Steve Lytton (East Tennessee State, 1968)
 Randy Peele (Virginia Wesleyan, 1980)
 Administrative Assistant Alfonso Ferguson
 Athletic Trainer Keith Doolan
 Basketball Secretary/Phone
 Sharon Spradlin (540) 231-6725
 1999-2000 Record 16-15
 Conference Record/A-10 Finish 8-8/4th
 Starters Returning/Lost 2/3
 Letterwinners Returning/Lost 4/9
 Sports Information Basketball Contact/E-mail
 Bill Dyer wdyer@vt.edu

Contents

Basketball Staff

Assistant Coach Staff 11-13
 Head Coach Ricky Stokes 8-10
 Support Staff 14

General Information

Administration 108-109
 Athletic Facilities 98-99
 Athletic Fund 105
 Atlantic 10 Conference 41-42
 BIG EAST Conference 36-39
 Blacksburg, Va. 110-111
 Cassell Coliseum 96-97
 History of Tech's Conference Affiliation 4-5
 Hokies in the Community 16
 HokieSports.com – the newspaper 107
 Hokie Timeline 40
 ISP Sports 106
 Media Information 2-3
 Monogram Club 107
 Sports Information Directory 3
 Sports Medicine 104
 Strength and Conditioning 100-101
 Student-Athlete Office of Academic Enrichment Programs 102
 Student Life 103
 This Is Virginia Tech 94-95
 Virginia Tech Campus Map 112
 Virginia Tech Radio Network 106

Looking Back To 1999-2000

Results 62
 Season In Review 60-61
 Statistics 63-64

Numbers, Records and ...

All-Time Greats 82
 Coaching Records 84
 For The Record 73
 Individual Records 66-67
 92 Cage Seasons 83
 Postseason Play 78-79
 Series Records 76-77
 Team Records 68-69
 Tech Sports Hall Of Fame 80-81
 Top 10 72
 Tournaments 74-75
 Year-by-Year Leaders 70-71
 Year-by-Year Records 84-92

Previewing the 2000-2001 Season

A Talk With Ricky Stokes 10
 Hokie Profiles 18-34
 Outlook 6-7
 Opponent Information 44-55
 Photo Roster Inside back cover
 Rosters 17
 Schedule for 2000-2001 Outside back cover
 Travel Plans 55
 Year-by-Year vs. 2000-2001 Opponents 56-58

Credits

Editor – Bill Dyer, Assistant Sports Information Director; **Design** – Anne Panella, Associate Sports Information Director; **Contributors** – Torye Hurst, Jed Hurt, Bryan Messerly, Larry Hincker, Christina Smith, Eric Koenig, Julia Wolff; **Covers** – Cover photographs were contributed by David Knachel of the Virginia Tech Sports Information Office; **Photography** – Many photos inside the media guide were contributed by Woody Veasey of Christiansburg, Va., and Knachel. Photographers of the *Roanoke Times* and University Relations Visual Communications also contributed to the media guide; **Printing** – Southern Printing Co., Inc., of Blacksburg, Virginia.

Media Information

Press Services

The Virginia Tech Sports Information Office will be available throughout the 2000-2001 basketball season to accommodate any media requests. Following are some guidelines that should make it easier for media members to cover the Virginia Tech men's basketball team. Any additional questions should be directed to Bill Dyer, assistant sports information director.

Press Credentials

Requests for press credentials are screened with care to ensure a working press row. Children and other non-workers are not allowed in compliance with the working code of The Basketball Writers Association of America.

Credentials will be granted to Virginia Tech's official web site, the visiting team's official web site and



Bill Roth talks on air with former Tech basketball star Dell Curry.

the BIG EAST Conference's official web site.

Requests for media credentials should be made in writing on appropriate letterhead at least one week prior to the game. Requests

should be directed to Bill Dyer. You are urged to submit your request as early as possible because space is limited. A reminder: No cheering is allowed in the working press area.

Photo Credentials

The NCAA has established a control policy to keep the court free from congestion. Only photographers on assignment and members of the television media are given photo credentials. Freelance or amateur photographers will not be issued credentials. Accredited photographers may work along the playing floor at both ends behind the restriction line established by the NCAA.

Media Will Call

In most cases, credentials will be mailed. Credentials may be picked up the day before a game from secretary Donna Smith in the Sports Information Office. Credentials not mailed or picked up will be held at the Will Call Window located at the front entrance to Cassell Coliseum.

Parking

Media parking is available in the lot across from Cassell

Sports Information Directory



Dave Smith
Sports Information
Director



Anne Panella
Associate SID




Bill Dyer
Assistant SID
(Men's Basketball)



David Knachel
Assistant SID



Torye Hurst
Assistant SID



Bryan Johnston
Assistant SID



Donna Smith
Secretary

Virginia Tech Sports Information
460 Jamerson Athletic Center
Blacksburg, VA 24061

Office Phone: (540) 231-6726
Office Fax: (540) 231-6984
Dyer at Home: (540) 552-8461

Web Site: www.hokiesports.com

Coliseum. The entrance to this lot is on Spring Road. Requests for parking credentials should be submitted to Bill Dyer.

At The Game

Cassell Coliseum is the site of Hokie home basketball games. There is no smoking permitted in Cassell Coliseum. The working press area is located courtside on the main floor. Four seats on press row are available to visiting radio stations. Virginia Tech grants broadcast rights to the official radio outlet of the visiting team on a reciprocal basis.

Game Services

The Tech Sports Information Office will be at your service throughout the game. All media will be provided game programs, rosters, press guides and other pertinent information. Computer generated statistics will be available at halftime and at the conclusion of the game. Information provided includes: play-by-play, individual and team statistics in standard NCAA box score format, and coaches' quotes. A pregame meal is served, starting approximately one and one-half hours before tip-off in Room 309B and refreshments are available throughout the game. Members of the media work in a modern press room, which is located on the third floor of the Coliseum in Room 309B.

Postgame Interviews

Coach Ricky Stokes and the visiting coach will hold postgame press conferences in the utility gymnasium across from the Tech locker room. Tech basketball players will be available for interviews in the lounge outside the Tech locker room after a short cooling-off period. Media access to visiting players will be determined by the visiting SID.

Interview Policy

Virginia Tech's coaches and players will be available throughout the season for interviews for members of the news media. It is important, however, that all requests for interviews be made through the Sports Information Office at (540) 231-6726. Please allow at least 24 hours notice for a request. Media members wishing to attend practice should contact the Sports Information Office.

Calling Coach Stokes

The best way to reach Coach Ricky Stokes, other than on the conference call, is through the Sports Information Office at (540) 231-6726.


The BIG EAST on the Web

The BIG EAST site on the internet is available at www.bigeast.org. The site contains current information on all facets of the BIG EAST Conference. In addition, in-game scores will be updated in-progress. Please contact Rob Carolla in the BIG EAST media relations department for more information.

Tech Website

Notes, releases, statistics and other pertinent information are available on Tech's official website, hokiesports.com.

What Is a Hokie?



One of the most asked question in Virginia Tech athletics is "What is a Hokie?"

The Hokie is often associated with a gobbler, but these two Tech traditions have very different beginnings.

The story leads back to 1896 when Virginia Agricultural and Mechanical College changed its name to Virginia Polytechnic Institute. With the name change came the necessity for a new cheer, and a contest was held by the student body. Senior O.M. Stull won first prize for his "Hokie" yell, which was first used that fall and is still heard today. Later, when asked if "Hokie" had any special meaning, Stull explained that the word was solely the product of his imagination. He put it in his cheer because he thought it sounded good. It soon became a nickname for all Tech students.

Virginia Tech came to be known as the "Gobblers" thanks to the efforts of Floyd Meade. Meade appeared at Tech football games in the 1900s dressed as a clown for the entertainment of fans. The clown act grew tiring, and Meade began training a large turkey to pull him around in a small cart. Meade and his turkey first appeared on opening day 1912, and over the next few years, made the Gobbler a part of Virginia Tech history.

Over the years, the live turkey evolved into a costumed mascot. The original design, a long-necked Gobbler, was introduced in 1962. The costume has been redesigned twice, becoming the current HokieBird in the fall of 1987.

The official university colors — Chicago maroon and burnt orange — were also introduced in 1896. The colors were chosen by a committee because they made a "unique combination" not worn elsewhere at the time.



Brendan Dunlop speaks with members of the media at a Tech press conference.



Tech Caps Conference History With BIG EAST Membership

The Hokies enter a new era in men's basketball in the 2000-2001 academic year, as Virginia Tech joins the BIG EAST as an all-sport member.

Virginia Tech, a charter member of the BIG EAST football conference, which was formed in 1991, becomes the 14th member of the BIG EAST, which conducts 20 championships in 16 men's and women's sports. Virginia Tech conducts varsity programs in 15 BIG EAST sports.

"Our directors of athletics strongly believe Virginia Tech's full membership will enhance our championship programs," BIG EAST Commissioner Michael Tranghese said.

The Hokies travel to St. John's on Wednesday, January 3, 2001 for a 7:30 p.m., contest with the Red Storm which will mark Tech's

first-ever BIG EAST Conference game. Tech's home BIG EAST opener will come three days later, as a national ESPN audience will witness Virginia Tech vs. Villanova at 2 p.m. in Cassell Coliseum.

Tech's conference membership has been an evolving process since Feb. 13, 1872, when Tech was founded. Tech didn't compete in an intercollegiate sporting event for 20 years. In the



spring of 1892, the Tech baseball team took on Newport,

winning 18-8 in the first sporting event ever at Tech.

On Feb. 25-26, 1921, Tech, under the leadership of athletics director C.P. "Sally" Miles, joined the Southern Intercollegiate Conference as a charter member. Other members included Alabama, Alabama Polytechnic Institute (Auburn), Clemson, Georgia, Georgia School of Technology

(Georgia Tech), Kentucky, Maryland, Mississippi Agricultural and Mechanical College (Mississippi State), North Carolina, North Carolina State, Tennessee, Virginia and Washington & Lee. In 1922, Louisiana State, Mississippi, South Carolina, Vanderbilt and Tulane joined the conference.


In December 1923, the name of the conference was officially changed to the Southern Conference. Also, conference officials added the University of the South to the conference. The following year, VMI joined the conference, and in 1929, Duke joined.

In 1932, it was agreed that the 13 southernmost members should form a separate conference, starting a domino effect that would eventually lead to Tech becoming an independent. The Southeastern Conference, thus, was formed with Alabama, Auburn, Florida, Georgia, Georgia Tech, Kentucky, LSU, Mississippi, Mississippi State, Sewanee, Tennessee, Tulane and Vanderbilt as the members.

Twenty-one years later, in 1953, Clemson, Duke, North Carolina, North Carolina State, Maryland, South Carolina and Wake Forest College all withdrew to form the Atlantic Coast Conference.

In June 1965, Virginia Tech withdrew from the Southern Conference and competed as an independent in virtually every sport until 1978.

In May 1978, Tech ended its 13-year status as a major



BIG EAST Conference Commissioner Mike Tranghese



"Hokies everywhere are elated about full membership in the BIG EAST Conference. There is no question that playing basketball in the BIG EAST will enable us to elevate the playing level of our program and compete against the best programs in the country. Ricky Stokes is the right person to lead Virginia Tech into The BIG EAST Conference."

Jim Weaver
Virginia Tech AD



independent by accepting a bid to join the Metropolitan Collegiate Athletic Conference, also known as "the Metro," for all sports except football. The Hokies joined Cincinnati, Florida State, Louisville, Memphis State, St. Louis and Tulane in the Metro, which was founded in 1975.

"Affiliation with the Metro Conference is beneficial from the standpoint of scheduling, national identity and postseason activity," Tech president William Lavery said at the time. "It will provide us with national exposure and television coverage, as well as improve the basketball schedule and bring good teams to Blacksburg."

On Feb. 5, 1991, after 26 years as a football independent, Tech officially accepted a bid to join the newly created BIG EAST Football Conference. Tech joined Miami, Syracuse, Boston College, Pittsburgh, West Virginia, Temple and Rutgers as charter members of the conference.

In January 1995, five Metro members — UNC Charlotte, Tulane, Louisville, Southern Miss and South Florida — voted Tech and Virginia Commonwealth out of the league. At the time,



Madison Square Garden

those schools were planning on a merger with other Midwestern schools (hence, the birth of Conference USA) and the Hokies and Rams were not interested in such a merger. A month later, on Feb. 3, Tech, VCU and the Metro agreed to a \$2.27 million settlement in which the Hokies and Rams split. A portion of the conference

revenue was going to be withheld from the two schools, but this settlement put an end to the issue.

Tech wasted little time in moving on as just two weeks later it joined the Atlantic 10 for all sports except football, which is in the BIG EAST, and wrestling, which was in the Colonial.

"I'm just excited about

joining the BIG EAST Conference," Virginia Tech head coach Ricky Stokes said. "It's such a great basketball league. It's exciting to Virginia Tech, the fans, the coaches, the players; to everyone involved."

During the summer of 1999, Virginia Tech received a proposal from the BIG EAST to join the conference as an all-sports member except for wrestling, which will remain in the prestigious Eastern Wrestling League. And finally on Aug. 24, 1999, Tech and the BIG EAST announced that the Hokies would join the conference for all sports.

"Virginia Tech is thrilled to become a full member of the BIG EAST Conference and looks forward to its academic and athletic associations with the entire membership," Tech president Paul Torgersen said at the time.

Tech's first-ever BIG EAST Championship appearance occurred on Oct. 27, 2000, as the men's and women's cross country teams competed at Franklin Park in Boston. The 2000-2001 season will see three Tech teams, men's soccer, women's soccer and volleyball, compete as independents, before joining the league for the 2001-2002 season.



NEW DAWN

Young Team + BIG EAST = Excitement

The year 2000 will see a new era dawn on Virginia Tech basketball, as the Hokies embark on their inaugural season as a member of the BIG EAST Conference. Second year head coach Ricky Stokes will field one of the youngest and least experienced teams in the league, but that will do nothing to dampen the optimism of the year.

"I'm just excited about joining the BIG EAST Conference," Stokes said. "It's such a great basketball league. It's exciting to Virginia Tech, the fans, the coaches, the players; to everyone involved."

Virginia Tech returns just two starters from the 1999-2000 season that saw the Hokies finish 16-15 overall and 8-8 in its final season of Atlantic-10 play. Stokes made a positive impression in the first season of his head-coaching career, but knows that a repeat of last year's winning season will be tough to come by.

"The BIG EAST Conference is one of the best, if not the best, conferences in the country," Stokes continued. "We admired it from afar last season. There are some terrific players and terrific coaches in this league. When you talk about nine teams in post season play last year, that means we will have a tough game every game. It will be a big adjustment for us."

Those people who saw the Hokies last season should see more of the same this season. Defense was the name of the game in Stokes' first season and that isn't about to change in the 2000-

2001 campaign.

"The lack of experience will limit us somewhat in what we can do," Stokes said. "We will play aggressive man-to-man defense and will look to press somewhat and try and create some easy baskets. We're going to try and push the basketball and take good shots and have a good balance. Our best returning scorer is an inside player, so we're not going to abandon that, but I think our perimeter guys shoot the ball very well."

The season may best be viewed in stages, as factors will not allow Stokes to assemble a complete squad until nearly the end of non-conference action. Tech will play all 11 non-conference games before embarking on its inaugural BIG EAST campaign.

"We will have to develop some leadership for this year's team," Stokes said. "With only four players returning in the program, those guys will have to provide some leadership. And they haven't been in the program all that long. They will have to provide some game experience, but everybody has been working so hard. We will have to get some leadership quickly and develop it."

Backcourt

When he returns from a preseason foot injury, Brian Chase will anchor both backcourt positions. The 5-10 sophomore started 18 of the 24 games he appeared in last season after gaining his eligibility. Chase became the first Tech freshman in almost 20 years to record five 20-point scoring games in a season. He averaged 12.9

ppg and 3.8 rpg. Though better suited as a shooting guard, Chase could also see action at the point.

Running the point for the Hokies this season should be Chris Exilus. A freshman from Canada, by way of West Virginia, Exilus played for the Canadian Junior National team this past summer. He is an excellent ball handler who will be counted on immediately for Tech.

Talent abounds in the backcourt, just very inexperienced talent. As the season begins without Chase, look for freshman Carlos Dixon to see immediate action. Dixon average 13.4 ppg last season at Fork Union Military Academy. Dixon is Stokes' first signee and will contribute early. He can play both the point and the wing.

Joining this group is returner Drew Smith, who saw action last season in his first year with the team as a walk-on. Smith is a tough competitor who made some big plays in big games last season. Two more walk-ons, Odeleia Toe and Rico Murray, will also be given long looks in the backcourt. Murray could add significant depth at the point, while Toe was a member of the junior varsity team the last two seasons.

"Carlos Dixon is 6-6 and can really shoot the ball," Stokes said. "Plus, he was in prep school last year, so he's a year older and more mature. Chris Exilus played on the Junior National team in Canada and will give us more stability in the back court."



Dennis Mims

"I'm just excited about joining the BIG EAST Conference. It's such a great basketball league. It's exciting to Virginia Tech, the fans, the coaches, the players; to everyone involved."

Ricky Stokes
Tech Head Coach

Frontcourt

Up front, Tech returns its leading scorer, but is looking to newcomers to add the depth. A transfer, becoming eligible at the semester break, will greatly bolster this area.

Dennis Mims is the Hokies most experienced returning player. A proven force in the front court, Mims will be asked to lead a young and inexperienced team into its initial season of BIG EAST play.

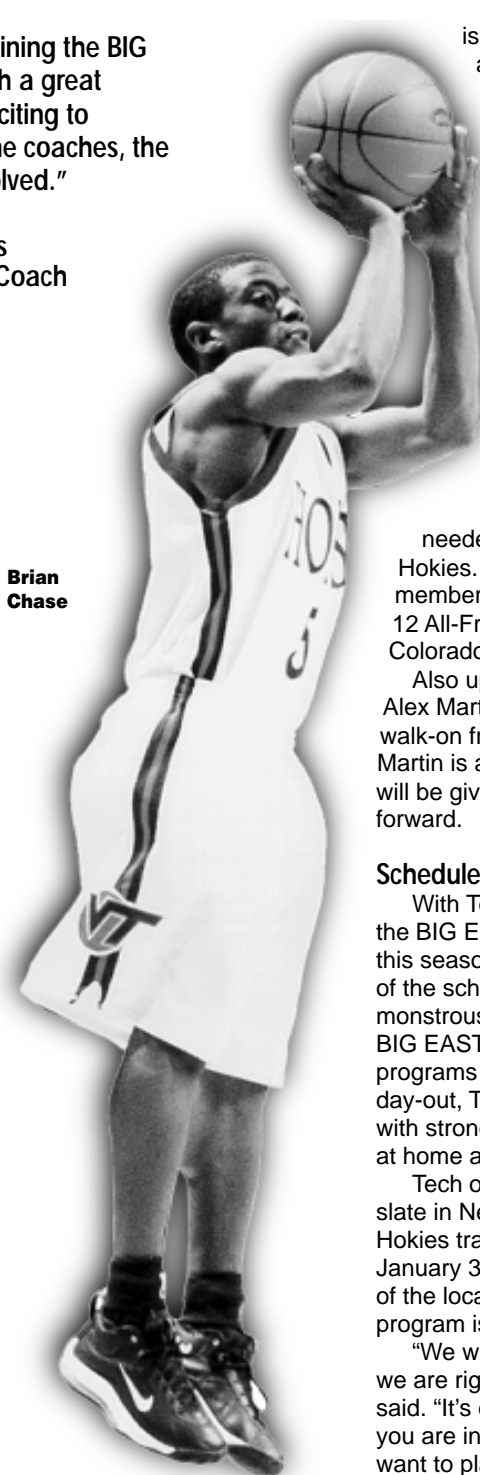
Mims led the Hokies in scoring, rebounding, blocked shots and field goal percentage. His presence in the paint will be beneficial once the conference season begins in January.

"There were some good players in the Atlantic 10 and I think Dennis made a big adjustment between his freshman and sophomore years," Stokes said. "I thought he made great strides offensively and defensively. He'll have to do that again this season. The BIG EAST will have bigger and stronger players and every night will be another talented big man to face."

Newcomer Bryant Matthews possesses the skills and athleticism that will allow him to play from the beginning of his career at a number of different positions. He averaged 23 points and 10 rebounds as a high school senior last season and will be used at both forward spots.

Junior college transfer Mibindo Dongo will see immediate action at both post positions. A native of Zaire, Dongo played at Allegany Community College in Maryland last season, averaging nine points and seven rebounds. He gives the

Brian Chase



Hokies some much-needed strength in the low post.

As the season begins, sophomore Jon Smith should see a great deal of action. One of three returning scholarship players, Smith saw limited action as a freshman, but has worked hard over the off-season and improved his game. He can step out and take a perimeter jumper.

Pardon Ricky Stokes if he

is perhaps more anxious than the players for the first semester to come to an end. At that time, the team's tallest player, 6-11 Carlton Carter will be come eligible. A transfer from Colorado with two years eligibility remaining, Carter will

definitely add needed size to the Hokies. Carter was a member of the 1998-99 Big 12 All-Freshman team at Colorado.

Also up front for Tech is Alex Martin. A freshman walk-on from North Carolina, Martin is a strong player who will be given an opportunity at forward.

Schedule

With Tech's inclusion in the BIG EAST Conference this season, the league part of the schedule will take a monstrous leap forward. The BIG EAST boasts many elite programs and day-in and day-out, Tech will be faced with strong challenges, both at home and on the road.

Tech opens the BIG EAST slate in New York, as the Hokies travel to St. John's on January 3. The significance of the location and the program is not lost on Stokes.

"We will find out how good we are right away," Stokes said. "It's exciting, because if you are in the BIG EAST, you want to play your first game in New York City. It's what the BIG EAST is about."

Tech will participate in the East Division with Boston College, Connecticut, Miami, Providence, St. John's and Villanova. Along with the home and away schedule with these six schools, Tech will also play at Georgetown, Providence and Pittsburgh and host Notre Dame and West Virginia.

Not part of the BIG EAST slate, Tech makes its first

road trip of the season to Syracuse to compete in the prestigious Carrier Classic in the Carrier Dome. Tech will face Fairfield in the first round and either the host Orangemen or Akron in the second game.

The rest of the non-conference slate will see the Hokies open with four straight home games, all against state schools, highlighted by Virginia's first trip into Cassell Coliseum since 1975. After the Carrier Classic, Tech hosts Elon and East Tennessee State before travelling to Mt. St. Mary's and Chattanooga prior to the holidays. The final non-conference tilt will be a home meeting with High Point before taking off to the Big Apple to play St. John's in the BIG EAST opener.

"Having Virginia come to Cassell Coliseum is great," said Stokes, a 1984 UVa grad. "My hat's off to Jim Weaver, who was able to pull the series back on campus, where the game should be played. We had a great game last year in Richmond, but I'm looking forward to having a sold-out game here in November."

The 2000-2001 season will hold many question marks for the young Hokies, but the excitement and the anticipation that marks the season is the shining light in the program. Very few teams are given the opportunity to face the challenges that the Tech program does this season, but it should be an enjoyable show to watch.

"Last season, our goal was to have a winning season and that remains true for this season, Stokes said. "Last year, we wanted a winning season for our seniors, who had not had a winning season. Going into a new league, a winning season would be a goal. Typically, having a winning season in a top conference equates to a post season bid. If we can obtain one, hopefully, the other would come."



Ricky Stokes

Head Coach

Ricky Stokes, who guided Virginia Tech to 16 wins in his first season as head coach, begins his second season as head coach of the Hokies. Stokes was named Virginia Tech's 26th head men's basketball coach at a press conference on March 24, 1999. The 38-year-old Stokes, who also has assisted at Texas, Bowling Green, Wake Forest and Virginia, has brought a wealth of playing and coaching experience to the Hokies.

In his inaugural season in Blacksburg, Stokes led the Hokies to a 16-15 overall record and 8-8 in Tech's final Atlantic 10 campaign. With

Tech's performance in the 1999-2000 season, it became clear to see why experts consider Stokes one of the brightest young coaching talents in college basketball.

While an assistant coach, Stokes was involved in eight NCAA Tournaments (once reaching the Elite Eight and twice the Sweet 16) as a full-time assistant coach. He also was a part of four NCAA Tournament teams at the University of Virginia, where he played from 1980-84.

During his 11 seasons as a full-time assistant coach, Stokes recruited and/or coached such talent as 1997 college Player of the Year and No. 1 overall NBA draft pick Tim Duncan, and NBA first-round picks Randolph

Childress and Rodney Rogers, of Wake Forest. In addition, Stokes also recruited McDonald's All-American center Loren Woods and 1997-98 ACC Freshman of the Year Robert O'Kelley to Wake Forest. Woods has since transferred to Arizona, where he led the Wildcats to last year's NCAA Tournament.

"He's an individual who has achieved at the highest level," Jim Weaver, Tech Director of Athletics said at the time of Stokes' hiring. "He is known as an outstanding recruiter and I happen to think that great recruits make great coaches. In doing my research and talking to people, their first comments were that he is as fine a human being as you'll ever have the privilege of being around. And in the time I've known him, I've found that to be true."

Stokes began his coaching career as a graduate assistant coach at Virginia during the 1984-85 season. After one year, he entered the business world for two years. He stayed involved in coaching as an assistant at his high school alma mater, while earning his master's degree in counselor education from Virginia Commonwealth University in 1988. Stokes then joined the staff of former Virginia

"We are very pleased with the first-year performance of our men's basketball program under the direction of Ricky Stokes. In his first season, the team gave the senior class a well-deserved winning record and the coaching staff laid the groundwork for the future with an outstanding recruiting class."

Jim Weaver
Virginia Tech AD

"Ricky Stokes had great success as a college player and as an assistant coach. He has an excellent understanding of the game and of what it takes to win at the highest level. Everyone in college basketball knew it was just a matter of time before Ricky would be running his own program."

Rick Barnes
Head Coach, Texas

"Watching Ricky Stokes work his way through the coaching ranks has been pleasing and has made me quite proud. It is great to see young coaches who are talented and diligent workers rewarded early on for their efforts. No doubt, great days lay ahead for Virginia Tech basketball."

**Dave Odom
Wake Forest**

assistant Jim Larranaga at Bowling Green for the 1988-89 season.

He joined first-year coach Dave Odom's staff at Wake Forest before the 1989-90 season, and played a major role in the development of All-American guard Randolph Childress as well as fellow guards Marc Blucas, Derrick McQueen, Anthony Tucker, Rusty LaRue, Tony Rutland and Jerry Braswell. In Stokes' eight years at Wake Forest, the Deacons advanced to the NCAA Tournament seven times including an Elite Eight appearance in 1995-96 and Sweet 16 nods in 1994-95 and 1992-93.

After working at his alma mater under his former college teammate Jeff Jones during the 1997-98 season, Stokes joined Rick Barnes' staff at Clemson two weeks before Barnes accepted the head coaching job at the University of Texas. Stokes followed Barnes to Texas, where he spent the 1998-99 season as Associate Head Coach. That year, he helped guide the Longhorns to a 19-13 overall record and NCAA first-round appearance. Texas went 13-3 in the Big 12 Conference, winning the league title for the first time in school history. Stokes also signed three of the top 10 players in the state of Texas during the fall signing period.


Following a standout prep career at Highland Springs High School in his hometown of Richmond, Va., Stokes enrolled at the

University of Virginia. He played point guard for UVa's Final Four team as a freshman in 1979-80. The Cavaliers advanced to the NCAA Tournament in each of Stokes' four seasons. In fact, UVa was a No. 1 tournament seed in each of the last three years of the Ralph Sampson Era from 1980-81 through 1982-83. As a senior in 1983-84, Stokes helped a Sampson-less squad to the Final Four in Seattle after finishing fifth in the ACC regular season.

Stokes served as co-captain of the 1983-84 team and earned the Virginia Basketball Leadership Award. Nationally, he was honored with the Frances Pomeroy Naismith Award, which is presented annually to the country's finest player under six-feet-tall.

While at Virginia, Stokes played in a school-record 134 consecutive games. Cavalier teams went 109-25 during his tenure, while posting a 43-13 league mark en route to three consecutive ACC championships (1980-81 through 1982-83). While at Virginia, Stokes was also recognized for his outstanding contributions to the university off the court. He was given the honor of residing on The Lawn, and was selected to the prestigious IMP society. Stokes graduated from Virginia in 1984 with a bachelor's degree in psychology.

Stokes and his wife, Karen, reside in Blacksburg with their daughter, Sydney.



Ricky Stokes leads Virginia Tech into the BIG EAST Conference.

The Stokes File

Full name Roderick Leonard Stokes
 Date of birth March 29, 1962
 Hometown Richmond, Va.
 High School Highland Springs HS (Richmond, Va.)
 College Virginia, '84
 Graduate degree Virginia Commonwealth, '88
 Wife Karen
 Children Sydney (born Aug. 24, 1996)

NCAA Tournament Experience

1980-81 Player Virginia Final Four
 1981-82 Player Virginia Sweet 16
 1982-83 Player Virginia Elite Eight
 1983-84 Player Virginia Final Four
 1990-91 Assistant Coach Wake Forest Second Round
 1991-92 Assistant Coach Wake Forest First Round
 1992-93 Assistant Coach Wake Forest Sweet 16
 1993-94 Assistant Coach Wake Forest Second Round
 1994-95 Assistant Coach Wake Forest Sweet 16
 1995-96 Assistant Coach Wake Forest Elite Eight
 1996-97 Assistant Coach Wake Forest Second Round
 1998-99 Assistant Coach Texas First Round

College Coaching Experience

1984-85 Graduate Assistant Virginia
 1988-89 Assistant Coach Bowling Green
 1989-97 Assistant Coach Wake Forest
 1997-98 Assistant Coach Virginia
 1998-99 Associate Head Coach Texas
 1999-present Head Coach Virginia Tech



A Talk With Coach Ricky Stokes

How has your transition from assistant coach to head coach gone?

In college athletics, there are always things that need to be dealt with on a daily basis. I don't know if being an assistant coach for a long time can completely prepare you for it. It will help you prepare for being a head coach, but there is nothing like actually doing it for the first time. It was a big adjustment. I was very pleased with the first year and look forward to the second season being more of a great ride than the first season was.

What is your philosophy on recruiting and how have you instilled that philosophy at Virginia Tech?

A key in recruiting is knowing who you can get and who you can't get. You have to get the best fit for the University. You have to get someone who is serious about academics and serious about basketball and is a good person. I also think it's important to be yourself. I feel very fortunate to have a great staff. We have a staff that is committed to recruiting the right people. It's a yearlong task.

How have you found it to recruit at Virginia Tech?

We have so much to sell here at Virginia Tech. We have a beautiful campus, great fans, great administration and great resources. This year we are coming into a great basketball league with TV exposure. But the most important thing is we have a basketball family. The kids in



Ricky Stokes led Virginia Tech to a winning record his first season.



the program are the most important things. You add all those things up and you have a heck of a package.

What do you feel was your largest accomplishment in your first year at Virginia Tech?

Having a winning season was our most important accomplishment of my first season. We wanted to give our seniors their first winning season. That was a team goal, to send them out on a winning note. It came down to the last game and we had a great crowd and were able to get it for them.

How important is it to you, as a Virginian, to build a successful program here at the largest school in the state?

We have a great state. I've often said that for us to do well in recruiting, we have to do well recruiting in the state. There are outstanding basketball players in this state. That's where we start. We want to sign as many Virginians as possible.

What do you feel is the most important aspect that the BIG EAST brings to the table for Virginia Tech?

The increased television exposure that the BIG EAST brings allows you to reach more people; to allow more people to see your school and see your team. From a recruiting standpoint it helps because young men want to be able to play on television. The more you play on television, the more players want to play for your university.



Mark Cline


Assistant Coach

Mark Cline begins his second season as an assistant coach at Virginia Tech. He also serves as the Hokies' recruiting coordinator.

Cline, a native of Williamson, W.Va., began his collegiate coaching career as a graduate assistant at Wake Forest in 1988. The following year, he joined Jeff Capel's staff at Fayetteville State University as an assistant. A year later, he was elevated to associate head coach. During his tenure at Fayetteville State, the Broncos moved from the bottom of the CIAA's Southern Division to rank among the top programs in the conference.

Cline also served as the head men's golf coach at Fayetteville State from 1989-93. He was named CIAA Golf Coach of the Year in 1991-92 and in 1992-93.

After his four-year stint at Fayetteville State, Cline took an assistant coaching position at North Carolina A&T in 1993. The Aggies captured the MEAC Championship and earned a bid to the NCAA Tournament in his one season there.



The following year, he moved to Old Dominion University, where he remained for the next five seasons. The Monarchs won the CAA championship in 1994-95 and 1996-97 to advance to the NCAA Tournament twice. In the 1998-99 season, ODU advanced to the second round of the National

Invitation Tournament and finished with a 25-9 record, tying the school record for wins in a season.

Cline, 36, played college basketball at Wake Forest University from 1984-87. He finished his career at Wake Forest as the Deacons 17th all-time scorer with 1,202 points. He also ranks among the school's top career free throw shooters with a mark of 81.7 percent, the eighth best at Wake. In 1986-87, Cline was Wake Forest's top 3-point shooter, hitting 41.7 percent. He also served as team co-captain at Wake from 1985-87.

Cline graduated from Wake Forest in 1988 with a bachelor of science degree in sociology and a minor in history and education. He played professional basketball for one year in Belgium before beginning his coaching career.

An outstanding high



school career at Williamson High School saw Cline selected Player of the Year twice in West Virginia. He averaged over 30 points per game and led his team to the state championship. He scored a career-high 55 points in one game.

"Mark Cline is a tremendous asset to Virginia Tech," Tech head coach Ricky Stokes said. "He is a tireless and highly-regarded recruiter. His knowledge of and passion for the game make him an outstanding assistant coach."

During his high school career, Cline was selected to a host of All-America teams, including *Street & Smith's* (first team) twice and McDonald's. Cline was inducted into the Williamson High School Sports Hall of Fame last summer. He was the first West Virginia High School *Parade* All-American to play in the McDonald's Classic.

The Cline File

Full Name Mark Stephen Cline
 Date of birth June 9, 1964
 Hometown Williamson, W.Va.
 High School Williamson HS (Williamson, W.Va.)
 College Wake Forest, '83
 Wife Nancy



Coaching Experience

Fayetteville State University — Associate Head Coach (1989-93)
 North Carolina A&T — Assistant Coach (1993-94)
 Old Dominion — Assistant Coach (1994-99)
 Virginia Tech — Assistant Coach (1999-present)



Steve Lytton

Assistant Coach



Steve Lytton is in his second season on the Hokie basketball staff. He is responsible for the day-to-day administration of the program, as well as on-the-court coaching.

He came to Virginia Tech last season after serving as the head men's basketball coach at Anderson College in Anderson, S.C., since 1985.

A native of Statesville, N.C., Lytton led Anderson College to six 20-win seasons before the Trojans made the conversion from junior college to a four-year school. In March of 1994, Anderson was ranked No. 1 in the country in the junior-college poll. Lytton was also the athletic director at Anderson College from 1985 to 1996.

Lytton led the Anderson basketball program to Division II status in 1995. The highlight of Lytton's final four seasons was a 79-77 victory over Winthrop on Nov. 26, 1998 — Anderson's first-ever victory over a Division I school.

Lytton has a career record

of 366-240 as a head coach.

"I have always been impressed with Steve Lytton's knowledge of the game, his passion for teaching and the manner in which he conducts himself both on and off the court," Ricky Stokes said. "Our basketball players will benefit greatly from his experience and insight."

Lytton, 56, attended Surgoinsville (Tenn.) High School before graduating from Lees-McRae Junior College and East Tennessee State University in 1968. He was a three-sport letterman at Lees-McRae in football, basketball and baseball. Lytton served as a co-captain in basketball and baseball.

Lytton started his coaching career at Franklin (N.C.) High School in 1972. He built a winning program at North Greenville College (1978-85) in Tigerville, S.C., before taking the job at Anderson in 1985. Lytton also served as the athletic director at North Greenville College during that time.

The Lytton File

Full name Steve William Lytton
 Date of birth March 8, 1944
 Hometown Statesville, N.C.
 High School Surgoinsville HS (Tenn.)
 College East Tennessee State, '68
 Graduate degree East Tennessee State, '69
 Wife Pam
 Children Shane and Stefanie

Coaching Experience

Madison Junior High School (Titusville, Fla.) — Athletic Director, Head Football Coach, Head Basketball Coach and Head Track Coach (1969-72)

Franklin High School (Franklin, N.C.) — Head Women's Basketball Coach, Assistant Football Coach and Baseball Coach (1972-73)

Lees-McRae Junior College (Banner Elk, N.C.) — Assistant Football Coach, Assistant to the President and Dean of Men (1973-74)

Franklin High School (Franklin, N.C.) — Head Men's Basketball Coach (1974-78)

North Greenville College (Tigerville, S.C.) — Head Men's Basketball Coach, Athletic Director (1978-85)

Anderson College (Anderson, S.C.) — Head Men's Basketball Coach (1985-99), Athletic Director (1985-96)

Virginia Tech — Assistant Basketball Coach (1999-present)



Randy Peele

Assistant Coach

Randy Peele begins his first season as an assistant coach for the Hokies after serving last season as an administrative assistant on Ricky Stokes' basketball staff. He has collegiate coaching experience at UNC Greensboro, Campbell University, Tennessee-Martin and St. Michael's College in Vermont.

"Randy and I have known each other for years as we have traveled the recruiting circuit together, Stokes said. "He is an outstanding recruiter and has a superb knowledge of the game. Randy's enthusiasm and numerous contacts make him a valuable member of our staff."

Peele, 43, led the 1995-96 UNCG squad to a 20-10 record, the Big South Conference championship and an NCAA Tournament appearance during his first

season as a head coach. The Spartans also received votes in the national polls during that time.

A native of Norfolk, Va., Peele took over as UNCG's top man in April, 1995 after four seasons as the Spartans' top assistant coach. When Peele was an assistant, the Spartans won two Big South regular-season titles and a conference tournament title from 1991-95.

He joined the UNCG staff after three seasons as an assistant coach and recruiting coordinator at Campbell University. From 1985-88, Peele was an assistant coach at Tennessee-Martin, while he began his collegiate coaching career as an assistant at St. Michael's College in Vermont in 1983.

In seven years as a Division I assistant coach, Peele proved himself to be a top-notch recruiter, signing

five student-athletes who went on to earn conference rookie of the year honors.

A graduate of Barry Robinson High School in Norfolk, Peele's coaching career began shortly after he earned his associate's degree from Louisburg Junior College in 1978. He served as head coach at Portsmouth Catholic High School from 1979-83 and earned a bachelor's degree in secondary education and history from Virginia Wesleyan in 1980.

Peele is married to the former Debra Carter and they have three children: Aaron, Brad and Blair.



The Peele File

Full Name Randall Davis Peele
 Date of birth June 13, 1957
 Hometown Norfolk, Va.
 High School Barry Robinson (Norfolk, Va.)
 College Virginia Wesleyan, '80
 Wife Debra
 Children Aaron, Brad, Blair

Coaching Experience

Portsmouth Catholic High School — Head Coach (1979-83)
 St. Michael's College (Vermont) — Assistant Coach (1983-85)
 Tennessee-Martin — Assistant Coach (1985-88)
 Campbell University — Assistant Coach (1988-91)
 UNC Greensboro — Assistant Coach (1991-95)
 UNC Greensboro — Head Coach (1995-99)
 Virginia Tech — Administrative Assistant (1999-2000)
 Virginia Tech — Assistant Coach (2000-present)



Alfonzo Duncan

Administrative Assistant



Alfonzo Duncan begins his first season as an administrative assistant on the Virginia Tech men's basketball staff. He brings with him a wealth of coaching experience on both the high school and collegiate levels.

Duncan comes to Virginia Tech from Winston-Salem, N.C., where he spent last season as an assistant coach at his alma mater, R.J. Reynolds High School, one of the state's top programs. A native of Winston-Salem, Duncan served as an assistant coach and interim head coach at Florida Atlantic University from 1996-99 and North Carolina A&T State University from 1993-96. He began his coaching career as an assistant at Reynolds from 1989-93.

"Alfonzo will oversee our academic program, coordinate our travel schedule and handle all administrative duties," Stokes said. "His enthusiasm and work-ethic are infectious, and the kids really love him."

Duncan graduated from Winston-Salem State University in 1989 with a degree in business (marketing). While at WSSU, Duncan coached at Reynolds High School. He earned a master's degree in education from North Carolina A&T State in 1996 and is a doctoral candidate at Florida State University in sports administration and sports management.

Duncan is single and resides in Christiansburg.



Sharon Spradlin

Basketball Secretary

Sharon Spradlin, a veteran of the Virginia Tech Athletics Department, begins her eighth season as the basketball secretary.

A native of Blacksburg, Va., Spradlin worked in the Tech sports information department from 1987-93. She began her current position in November, 1993.

Spradlin graduated from Blacksburg High School and attended New River Community College. Spradlin and her husband, Stephen, have two children, Stacie and Josh, and a granddaughter Savannah.

In her spare time, Spradlin enjoys working in her church, reading and spending time with her family.

The Duncan File

Full Name Alfonzo Christopher Duncan
 Hometown Winston-Salem, N.C.
 High School R.J. Reynolds (Winston-Salem, N.C.)
 College Winston-Salem State, '89
 Graduate degree North Carolina A&T, '96

Coaching Experience


R.J. Reynolds High School — Assistant Coach (1989-93)
 North Carolina A&T — Assistant Coach (1993-96)
 Florida Atlantic — Assistant Coach (1996-99)
 R.J. Reynolds High School — Assistant Coach (1999-00)
 Virginia Tech — Administrative Assistant (2000-present)



Chris Ball
Equipment Manager



Brent Blevins
Student Manager




Keith Doolan
Athletic Trainer



Wyatt Dunlap
Office Assistant




Mandy Gowins
Student Athletic Trainer



Ashley McCall
Head Student Manager

Meet the Hokies





Hokies in the Community

The Virginia Tech basketball program is involved in the community. Players and coaches take time from their busy schedules to participate in a wide range of activities and functions that are an integral part of the Tech and New River Valley communities, through the auspices of the Office of Student Life in the Virginia Tech Athletics Department.

The community service component of the University's CHAMPS/Life Skills program is called "Hokies with Heart." The program encompasses all intercollegiate athletic teams at Virginia Tech.

The organizations and events that the Athletics Department participates in is included below. Every year, the department gets more and more requests, so the type of events continues to grow. Last year, Virginia Tech

student-athletes participated in over 45 community service events. And by the end of October student-athletes and teams participated in 20 community service events.

Coach Ricky Stokes is active in many area activities, including Big Brothers and Big Sisters and Coaches vs. Cancer. During his first year at Virginia Tech, Hokie players have spent time working with the Hokie Readers, Virginia Tech Night at local elementary school and Montgomery County Christmas Store.

From speaking to schools and youth groups, to participating in banquets and charity events, the Virginia Tech basketball program is a part of the everyday life of the area.

For groups interested in having Virginia Tech basketball involved in their activities, please contact Amy Freel, Coordinator of Student Life at (540) 231-9910.



Tech basketball players sign autographs for young fans.



Here is a list of organizations and causes that Virginia Tech Student-Athletes have been involved with over the past year.

- National Walk Our Children to School Day
- Hokie Reader (reading to local elementary school students)
- Midnight Madness Canned Food Drive to benefit Montgomery County Emergency Assistance Program
- New River Valley Detention Home
- Adopt-a-Highway
- Habitat for Humanity
- Facility Tours
- Walk Against Cancer
- Montgomery County Christmas Store
- VT Night at Local Elementary Schools
- Humane Society
- Hospital and nursing Home visits
- Literacy Fair
- Special Olympics
- Read Across America Day (Dr. Seuss' Birthday)
- Children's Relay for Life (American Cancer Society)
- Take your daughter to work day
- DARE
- Sport Clinics
- CARE Foundation Fund Raiser
- National School Lunch Week
- YMCA Thrift Store
- Blood Drives



Hokie student-athletes take time to become involved in a wide-range of community activities.



2000-2001 Virginia Tech Hokies

Alphabetical Listing

No.	Name	POS	HT	WT	CL	PPG	RPG	HOMETOWN (HS/OTHER)
15	Carlton Carter	C/F	6-11	205	Jr.	—	—	Trenton, N.J. (Solebury Academy/Colorado)
5	Brian Chase	G	5-10	170	So.	12.9	3.8	Washington, D.C. (Dunbar)
32	Carlos Dixon	G/F	6-7	185	Fr.	—	—	China Grove, N.C. (South Rowan/Fork Union)
45	Mibindo Dongo	F/C	6-9	245	Jr.	—	—	Kinshasa, Zaire (Bambiniere/Allegany [Md.])
24	Chris Exilus	G	6-2	180	Fr.	—	—	Toronto, Canada (North Marion [W.Va.])
11	Fritz Hieb	G/F	6-6	200	Fr.	—	—	Spencer, Ind. (Owen Valley)
50	Alex Martin	G/F	6-5	210	Fr.	—	—	High Point, N.C. (Central)
22	Bryant Matthews	G/F	6-7	200	Fr.	—	—	Columbia, S.C. (Columbia)
42	Dennis Mims	F	6-9	225	Jr.	14.2	7.6	Morganton, N.C. (Freedom)
10	Rico Murray	G	6-1	166	Jr.	—	—	Ponce, Puerto Rico (Louisburg JC)
23	Drew Smith	G	6-3	190	So.	1.4	1.1	Beckley, W.Va. (Woodrow Wilson)
21	Jon Smith	F/C	6-8	220	So.	1.9	1.1	Dunbar, W.Va. (South Charleston)
40	Odeleia Toe	G	6-2	190	Jr.	—	—	Centerville, Va. (Centerville)

Numerical Listing

No.	Name	POS	HT	WT	CL	PPG	RPG	HOMETOWN (HS/OTHER)
5	Brian Chase	G	5-10	170	So.	12.9	3.8	Washington, D.C. (Dunbar)
10	Rico Murray	G	6-1	166	Jr.	—	—	Ponce, Puerto Rico (Louisburg JC)
11	Fritz Hieb	G/F	6-6	200	Fr.	—	—	Spencer, Ind. (Owen Valley)
15	Carlton Carter	C/F	6-11	205	Jr.	—	—	Trenton, N.J. (Solebury Academy/Colorado)
21	Jon Smith	F/C	6-8	220	So.	1.9	1.1	Dunbar, W.Va. (South Charleston)
22	Bryant Matthews	G/F	6-7	200	Fr.	—	—	Columbia, S.C. (Columbia)
23	Drew Smith	G	6-3	190	So.	1.4	1.1	Beckley, W.Va. (Woodrow Wilson)
24	Chris Exilus	G	6-2	180	Fr.	—	—	Toronto, Canada (North Marion [W.Va.])
32	Carlos Dixon	G/F	6-7	185	Fr.	—	—	China Grove, N.C. (South Rowan/Fork Union)
40	Odeleia Toe	G	6-2	190	Jr.	—	—	Centerville, Va. (Centerville)
42	Dennis Mims	F	6-9	225	Jr.	14.2	7.6	Morganton, N.C. (Freedom)
45	Mibindo Dongo	F/C	6-9	245	Jr.	—	—	Kinshasa, Zaire (Bambiniere/Allegany [Md.])
50	Alex Martin	G/F	6-5	210	Fr.	—	—	High Point, N.C. (Central)

Coaching Staff

Head Coach: Ricky Stokes (Virginia, 1984)

Assistant Coaches: Mark Cline (Wake Forest, 1988), Steve Lytton (East Tennessee State, 1968), Randy Peele (Virginia Wesleyan, 1980); **Administrative Assistant:** Alfonzo Duncan



SEATED (l-r): Bryant Matthews, Carlos Dixon, Drew Smith, Brian Chase, Chris Exilus, Odeleia Toe, Alex Martin, Rico Murray.
STANDING (l-r): Head coach Ricky Stokes, assistant coach Randy Peele, assistant coach Steve Lytton, assistant coach Mark Cline, Fritz Hieb, Jon Smith, Carlton Carter, Dennis Mims, Mibindo Dongo, student manager Brent Blevins, student manager Ashley McCall, office assistant Wyatt Dunlap, administrative assistant Alfonzo Duncan.



Dennis MIMS

42

Forward • 6-9 • 225 • Junior • Morganton, N.C.



Mims is the top returner for the Hokies ... Will be expected to handle the brunt of the load inside ... Will be counted on to provide leadership to a young team ... A strong rebounder, especially on offense ... Can play either center or power forward ... Exceptionally quick for his size ... Runs the floor well ... Good offensive moves around the basket ... Has become a very good shot blocker ... Has a variety of low-post moves ... Has become a better free-throw shooter ... Very emotional player who is committed to winning ... Comes from a tremendous high school program ... Was one of the most-heralded recruits to sign with Tech in years.

1999-00: Saw time in 29 games last season ... Started 27 games ... One of the most improved players in the Atlantic 10 Conference ... Had 25 games in double figures, including 18 in a row ... Averaged 14.2 points and 7.6 rebounds per game ... Led the Atlantic 10 in field-goal percentage at 52.6 percent ... Shot 68.7 percent from the free-throw line ... Led the Atlantic 10 in blocked shots with 58 ... Had a career-high 25 points against George Washington ... Set a career high with seven blocked shots against Radford ... Grabbed a career-high 15 rebounds against Rhode Island ... Had eight double-doubles on the season ... Set the sophomore record for blocked shots in the season, snapping Rolan Roberts' record of 57 ... Led the Hokies in scoring.


1998-99: Played in 27 contests as a true freshman ... Did not start any of those games ... Saw most of his time at power forward, but also saw time at center ... Averaged 7.4 points per game and 5.0 rebounds per game ... Had nine games in

double figures ... Had 41 blocked shots on the year, the second highest on the team ... Finished sixth in the Atlantic 10 with an average of 1.52 blocks per game ... Shot 53.1 percent from the field ... 55 of his 126 rebounds came on the offensive glass ... Posted a double-double with 12 points and a career-best 12 rebounds at Liberty ... Was named Atlantic 10 Rookie of the Week after that performance ... Scored a career-best 17 points on 8-of-10 shooting from the field in the win against Coastal

Carolina ... Also named A-10 Rookie of the Week after that performance ... Had four blocked shots against East Tennessee State ... Netted 16 points in 29 minutes played at Fordham ... Pulled down 10 rebounds in the victory at Duquesne ... Had at least one blocked shot in all but four games ... Played in every contest but the West Virginia game ... Averaged 21 minutes per contest.

High School:

Played for Coach Terry Rogers at Freedom High ... Averaged 17.5 points, 9.5 rebounds and 4.6 blocks per game his senior year ... Also averaged 1.7 assists



Dennis' Bests

- Points: 25 vs. George Washington, 1/15/00
- FG Attempted: 15 vs. Virginia, 1/24/00
- FG Made: 10 vs. George Washington, 1/15/00
- 3PT FG Attempted: 1 vs. William & Mary, 11/22/99
- 3PT FG Made: 0
- FT Attempted: 11 vs. La Salle, 3/1/00
- FT Made: 9 vs. La Salle, 3/1/00
- Rebounds: 15 vs. Rhode Island, 2/12/00
- Assists: 7 vs. Duquesne, 1/12/00
- Steals: 3 vs. Old Dominion, 2/7/00
- Blocks: 7 vs. Radford, 12/9/99

Mims' Statistics

YEAR	G-	GS	FGM-	Att	Pct	3PTM-	Att	Pct	FTM-	Att	Pct	Reb	Avg	A	BK	S	TP	Avg
98-99	27-	0	77-	145	.531	0-	0	.000	46-	75	.613	136	5.0	26	41	16	200	7.4
99-00	29-	27	160-	304	.526	0-	1	.000	92-	134	.687	220	7.6	47	58	22	412	14.2
Total	56-	27	237-	449	.528	0-	1	.000	138-	209	.660	356	6.4	73	99	38	612	10.9

A talk with Dennis

What is your greatest memory at Virginia Tech so far?

My greatest memory is from my freshman year, when we were trailing Fordham by six points with two minutes to go and we came back and won the game.

What are your personal goals for this season?

I'd like to make the All-BIG EAST team and help the team win as best as I can.

What major difference have you seen in the program in Ricky Stokes' first season as head coach?

Coach Stokes has instilled a lot of confidence in us. We know that he has a lot of confidence in us on the court and we know that if we make mistakes, he won't blow up at us and will help us to learn from the mistakes.

How would you describe yourself on the court?

I'm a pretty emotional type of player. I will work as hard as I can and do anything that I can do to make this team better. I'll do anything possible to win. I want to be known as a person who works hard and does what it takes to win.

What are you looking forward to in joining the BIG EAST Conference?

The BIG EAST Conference is one of the top conferences in the nation. When you think about the BIG EAST, you think about all the national championships. You think about Connecticut and St. John's; all of their national exposure. I look forward to playing all of those teams. All the exposure is going to be really exciting.

Do you feel any pressure in becoming a leader on this year's team, since you are the most experienced?

I wouldn't call it pressure. I think it just goes with the territory, something that naturally happens as you get older. I'm just trying to do whatever I can to help this team, both on and off the court.


What's your favorite thing about Virginia Tech?

This is really a tight-knit community. Everybody knows who you are and the people are real friendly. There is a lot of hospitality here; I really like that.

and 1.3 steals per game ...
Shot almost 60 percent from
the field ... Earned all-
conference, all-region and all-
state honors ... Had 26
points, 14 rebounds, 11
blocks and eight assists
against Alexander Central
High ... Led his team to the
4A state championship ...
Team finished 30-1, including
27 victories in a row ...
School was ranked No. 14 in

the nation in the final *USA
Today* poll... Averaged 12.9
points, 9.9 rebounds and 4.8
blocked shots per game his
junior season ... Team
finished the year 24-3 and
made the final 16 in the state
playoffs.

Personal: Dennis Mims ...
Born 10/15/80 in Union, S.C.
... Son of Rev. Dennis and
Mary Mims ... Psychology
major at Virginia Tech.



Brian CHASIE

5

Guard • 5-10 • 170 • Sophomore • Washington, D.C.

Joined the Hokies after the first semester last season... Missed the first seven games of the season before gaining his eligibility ...

Committed to the Hokies in the fall of 1998, but failed to meet the NCAA's minimum requirements for eligibility ... Went to Hargrave Military Academy and enrolled at Tech for the second semester after obtaining the necessary score on the Scholastic Aptitude Test ... Made an immediate impact for the Hokies ... One of the best perimeter shooters on the team ... Will be expected to add leadership to a young squad ... Has above-average quickness with good ball-handling skills ... Uses his left hand well ... Works hard and brings an excellent attitude to the court ... Should continue to have a bright future at Tech.



1999-00: Joined the Hokies for the second semester ... Missed the first seven games of the season ... Played in 24 games and started the last 18 at guard ... Named to the Atlantic 10 All-Rookie team ... Averaged 12.9 points and 3.8 rebounds per game ... Practiced just two days with the team before competition in the San Juan Shootout ... Named to the All-Tournament team after posting 14 points against Illinois State, 22 points against Auburn and 13 points against Louisiana-Lafayette ... Also named Atlantic 10 Rookie of the Week for that

performance ... Had 15 games in double figures ... Scored a career-high 24 points against La Salle ... Shot 40.9 percent from the field, 38.4 percent from 3-point range and 75.6 percent from the free-throw line ... Made his first collegiate start against Dayton ... Made 49.5 percent of Tech's 3-pointers ... Led the team in minutes played at 33.0 per game ... 11 of his 16 double-figure games came away from Cassell Coliseum... Became the first Tech freshman in 20 years to record five 20-point scoring games in a season.

High School: Played high school basketball at Dunbar High School in Washington, D.C. ... Competed for coach Gary Lampkins ... Named to the All-Metro first team ... Earned MVP honors his senior year ... A four-year letterwinner at point guard.

Personal: Brian Matthew Chase ... Born 10/8/81 in Washington, D.C. ... Son of Catreeda Lloyd ... Enrolled in university studies.

Brian's Bests

Points: 24 vs. La Salle, 3/1/00
 FG Attempted: 17 vs. La Salle, 3/1/00
 FG Made: 9 vs. La Salle, 3/1/00
 3PT FG Attempted: 10 vs. Temple, 3/9/00
 3PT FG Made: 5 (three times, most recent Rhode Island, 2/12/00)
 FT Attempted: 7 vs. Duquesne, 2/27/00
 FT Made: 6 vs. Xavier, 2/19/00
 Rebounds: 7 (three times, most recent Dayton, 3/4/00)
 Assists: 4 (twice, most recent George Washington, 2/17/00)
 Steals: 4 (twice, most recent Duquesne, 2/27/00)
 Blocks: 1 vs. Dayton, 3/4/00

Chase's Statistics

YEAR	G-	GS	FGM-	Att	Pct	3PTM-	Att	Pct	FTM-	Att	Pct	Reb	Avg	A	BK	S	TP	Avg
99-00	24-	18	106-	259	.409	63-	164	.384	34-	45	.756	92	3.8	30	1	28	309	12.9

A talk with **Brian**

What are your individual goals this season?


I really don't have any individual goals. I want to do my part and contribute to the team as best I can. I need to assert myself more. Some people look to me as the leader of this team. I need to make sure that nobody loses their confidence, either on or off the court.

What do you anticipate being the big differences between the Atlantic 10 and The BIG EAST Conference?

The BIG EAST is a totally different league than the Atlantic 10. It's at a totally different level. We're moving up a level. The physical part of it is going to be the biggest part to get over early. What we did in the Atlantic 10 doesn't mean anything right now. We have no reputation. We're starting from the ground up and building from the bottom. The good part of it is everyone is coming back next season. We expect to do some things this year, but we need to use it as a learning experience, because we have everybody coming back.

What excites you about joining the BIG EAST?

It's the competition, really. That's what gets me going. I grew up watching Georgetown and I loved to



watch them play. Now that I'm in college, I don't have time to have any favorites. For me, the Georgetown game is going to be big. On January 13th, I will get the opportunity to play in front of my family and friends. I hope to please them as well as myself.

What stamp has Ricky Stokes put on the Virginia Tech program in his first season?

His determination to turn this program back around. Since I've been here, that's what he's been working towards. He wants to turn Virginia Tech into a powerhouse basketball program. We want to be known as one of the elite teams in the BIG EAST.

What's your favorite thing about Virginia Tech?

The isolation. I'm from Washington, D.C. and there

are a lot of things going on, a lot of distractions and noise. But Virginia Tech is in an area that is peaceful and quiet. That was the type of change that I needed coming out of high school. I don't think I would be as focused as I am now in any other situation. I told my mother I wanted to get away to a nice, peaceful area. I wanted to try something different, very peaceful. It gives me the chance to sit back and reflect and think about a lot of things.

Describe yourself on the court.

Intensity. I'm a competitor and a leader. I'm someone who will leave it all on the court and play hard from start to finish. The energy that I bring to the table. The Hokies fans who have seen me play, or who will see me play this

season will love the intensity and competitiveness on the court.

Who's had the most influence on you as a basketball player?

My high school coach, Gary Lampkins. He instilled a lot in me as far as basketball is concerned and also about life. To this day, I still talk to him several times a week, about life, family values, a lot of things.



Drew SMITH

23

Guard • 6-3 • 190 • Sophomore • Beckley, W.Va.



Joined the Hokies as a walk-on at the beginning of last season ... Came to Tech from Woodrow Wilson High School, one of the top AAA programs in the state of West Virginia ... Primarily used as a shooting guard for the Hokies ... Also can play the point ... Has a good outside shooting touch ... Has quick hands and feet ... Can penetrate and dish out the ball ... Runs the floor well ... Plays with enthusiasm ... Is left-handed ... An outstanding student in the classroom.

1999-00: Played in 18 games as a freshman ... Appeared in each of the last five contests ... Averaged 1.4 points and 1.1 rebounds per game ... Played 24 minutes in the win at VMI ... Had a season-high five points and seven rebounds in that game ... Scored four points in the win over UNC Charlotte ... Had nine assists and six steals on the year ... Made a key steal in the home win over La Salle that helped send the game to overtime.

High School: Played high school basketball for

Woodrow Wilson High School in Beckley, W. Va. ... Was a three-year letterwinner for coach Dave Barksdale ... Earned AAA all-state honors as a junior and senior ... Averaged 20.4 points and 10.2 rebounds as a senior ... Guided his team to the AAA state championship his sophomore and junior seasons ... Led Woodrow Wilson to the state semifinals last year ... Was a McDonald's All-American nominee ... Tabbed a *Street and Smith's* honorable mention All-American as a senior ... Lists his performance in the West Virginia state quarterfinals when he stole the ball with eight seconds left and scored to force an overtime win as his greatest basketball moment ... Was a part of six AAU state championships ... A member of the National Honor Society.

Personal: Andrew Smith ... Born 9/1/80 in Beckley, W. Va. ... Son of Danny and Linda Kay Smith ... Father was a three-year letterman in football at West Virginia University ... Plans to major in biology.

Drew's Bests

- Points: 5 vs. VMI, 12/6/99
- FG Attempted: 3 (three times, most recent Temple, 3/9/00)
- FG Made: 1 (six times, most recent Temple, 3/9/00)
- 3PT FG Attempted: 3 (twice, most recent Temple, 3/9/00)
- 3PT FG Made: 1 (twice, most recent Temple, 3/9/00)
- FT Attempted: 3 vs. VMI, 12/6/99
- FT Made: 3 vs. VMI, 12/6/99
- Rebounds: 7 vs. VMI, 12/6/99
- Assists: 2 (twice, most recent Radford, 12/9/99)
- Steals: 2 vs. William & Mary, 11/22/99
- Blocks: 0



Smith's Statistics

YEAR	G-	GS	FGM-	Att	Pct	3PTM-	Att	Pct	FTM-	Att	Pct	Reb	Avg	A	BK	S	TP	Avg
99-00	18-	0	7-	21	.333	2-	13	.154	9-	13	.692	20	1.3	10	0	6	25	1.4

A talk with **Drew**

What's your greatest memory so far at Virginia Tech?

The La Salle game last season. They had beaten us up there and we were trying to have a winning season. Brian Chase started hitting some big shots and I had the opportunity to come off the bench and make some big plays to get us to overtime, when we were able to beat them.

What is the most improved part of your game?


I think it's my strength. I've gotten a lot stronger. I also have been working on my ball handling and outside game.

What's your favorite thing about Virginia Tech?

I love Virginia Tech. It's not far from home for me and my family gets a chance to see me. Blacksburg is a clean town and a beautiful town. It's a great academic school.

What are going to be the big difference between the BIG EAST and the Atlantic 10?

There is definitely a difference. In the Atlantic 10, there are three or four teams that can compete in the BIG EAST, but in the BIG EAST, they get the best of the best. We will be playing against the most athletic guys in the country. Every team in the league is going to be strong.





Jon SMITH

21

Forward/Center • 6-8 • 220 • Sophomore • Dunbar, W.Va.



Young player who worked hard during the off-season to improve ... Has gotten stronger and will battle for the starting nod at power forward this season ... Signed with Tech during the early signing period in 1998 ... Can play both power forward and center ... A strong rebounder for the Hokies ... Is very athletic with a well-proportioned body ... Has dramatically improved his game from playing in team camps across the country ... Runs the floor well for his size ... Can shoot the ball from the outside ... Has good moves around the basket ... Has the potential to be an outstanding college player ... Was used a variety of ways last season.

1999-00: Saw time in 23 games as a true freshman ... Averaged 1.9 points and 1.1 rebounds per game ... Notched career highs with eight points and six rebounds against La Salle ... Played 13 minutes that game ... Shot 44.1 percent from the field and 76.5 percent from the free throw line ... Netted six points in the win against

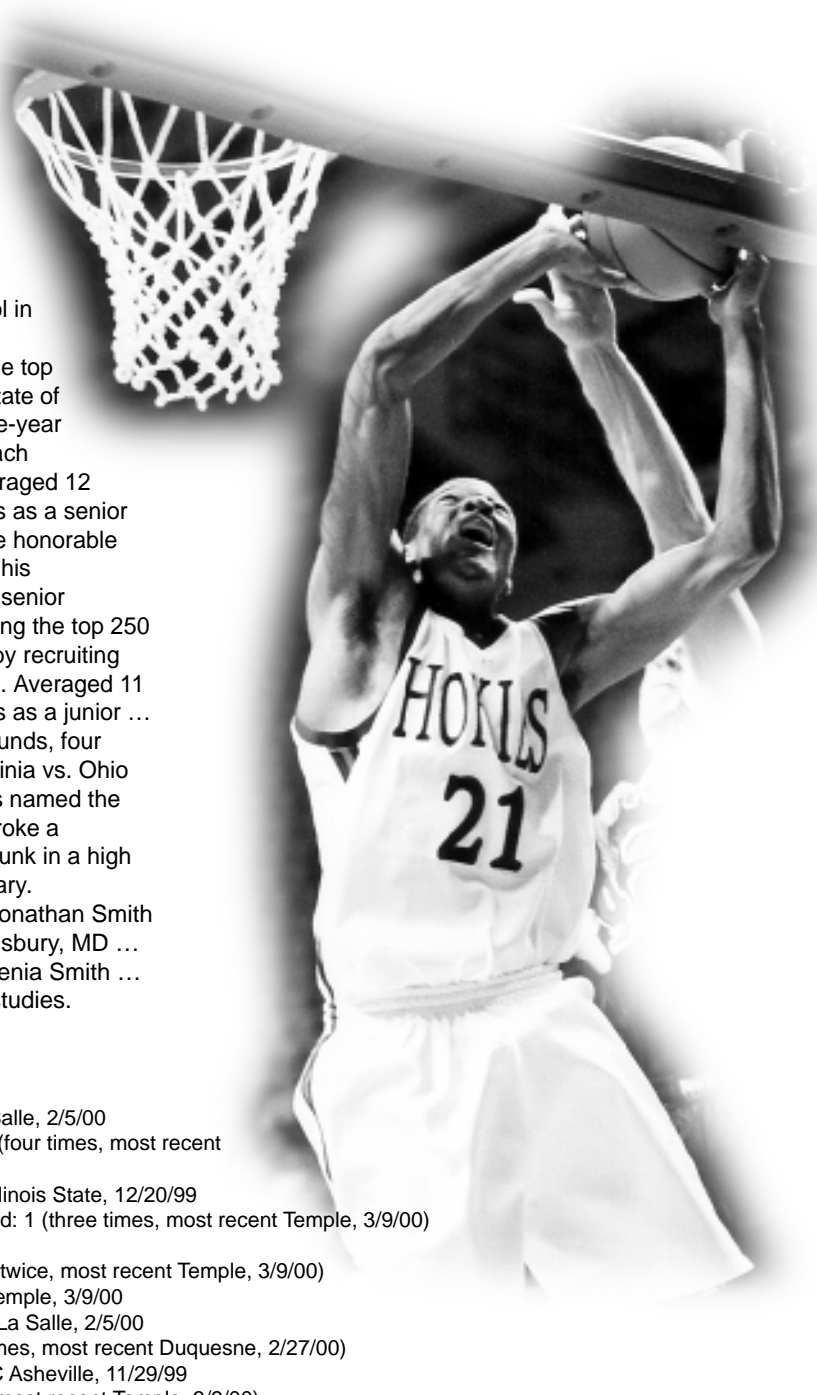
Illinois State ... Had six points and two rebounds to close out the season in the Atlantic 10 tourney loss to Temple.

High School:

Played high school basketball at South Charleston High School in Charleston, W. Va. ... Competed for one of the top AAA programs in the state of West Virginia ... A three-year starter at center for coach Robert Dawson ... Averaged 12 points and 10 rebounds as a senior ... Earned AAA all-state honorable mention honors during his sophomore, junior and senior seasons ... Rated among the top 250 recruits in the country by recruiting analyst Bob Gibbons ... Averaged 11 points and 10 rebounds as a junior ... Had 21 points, 11 rebounds, four blocks in the West Virginia vs. Ohio All-Star Classic ... Was named the MVP of the game ... Broke a backboard on a slam dunk in a high school game last January.

Personal: Larry Jonathan Smith

... Born 8/25/81 in Salisbury, MD ... Son of Larry and Louvenia Smith ... Enrolled in university studies.



Jon's Bests

- Points: 8 vs. La Salle, 2/5/00
- FG Attempted: 4 (four times, most recent Temple, 3/9/00)
- FG Made: 3 vs. Illinois State, 12/20/99
- 3PT FG Attempted: 1 (three times, most recent Temple, 3/9/00)
- 3PT FG Made: 0
- FT Attempted: 6 (twice, most recent Temple, 3/9/00)
- FT Made: 4 vs. Temple, 3/9/00
- Rebounds: 6 vs. La Salle, 2/5/00
- Assists: 1 (five times, most recent Duquesne, 2/27/00)
- Steals: 2 vs. UNC Asheville, 11/29/99
- Blocks: 2 (twice, most recent Temple, 3/9/00)

Smith's Statistics

YEAR	G	GS	FGM-	Att	Pct	3PTM-	Att	Pct	FTM-	Att	Pct	Reb	Avg	A	BK	S	TP	Avg
99-00	23-	0	15-	34	.441	0-	3	.000	13-	17	.765	25	1.1	5	4	2	43	1.9

A talk with **Jon**

What has been the biggest off-season improvement for you?

I participated in a lot of summer camps and was able to compete against some really talented players. I went to Washington D.C. and played in the Kenner League again and did pretty well. That gave me a lot of confidence.

Any specific part of your game you really worked on?


Not really. I tried to work on my total game by playing against the best competition available.

Who have been your role models?

My parents. I really look up to my Mom and Dad. They did anything they could to take care of us. They always put my sister and me first.

What are you looking forward to the most in joining the BIG EAST Conference?

Probably the television exposure. I'm looking forward to playing a lot of televised games. Also the travel and going to places we didn't go last year. I think that will be a lot of fun.



Any specific place you can't wait to get to in the BIG EAST?

I'm really looking forward to playing in Madison Square Garden. That's a special place.

What do you like most about Virginia Tech?

Probably the campus itself. It's so beautiful here, especially in the fall. And the people are great. They smile, say hello. I like that.

What was the biggest surprise about the differences between high school and college?

From an academic standpoint, it was a kick in the face. In high school, it was laid back, a different atmosphere. Here you have to budget your time better. From a basketball standpoint, it was night and day. In high school, I was the biggest guy around; here it's sometimes just the opposite.

What advice will you give the freshman on this year's team?

Keep working, both on the court and off. Keep working hard because it will help you in the end.



Carlton CARTER

15

Center/Forward • 6-11 • 205 • Junior • Trenton, N.J.



Transfer from the University of Colorado ... Will sit out the fall semester, but become eligible for the East Tennessee State game ... Will have two years of eligibility with the Hokies ... Is expected to challenge for a starting job on the front line for the Hokies ... Excellent ball handler for a big man; also a fine shooter ... Very athletic ... Has worked hard in the weight room.

At Colorado: Named to the Big 12 Conference All-Freshman team in 1999 ... Averaged 5.5 points and 4.4 rebounds as a freshman ... Led all conference freshmen in blocked shots and rebounds ... Appeared in six games in the 1999-2000 season before transferring, starting once ... Averaged 6.5 points and 4.5

rebounds as a sophomore ... Was leading the Buffaloes in blocked shots when he transferred last season.

High School: Averaged 16 points, 12 rebounds and four blocked shots as a senior at Solebury Academy in Trenton, N.J. ... Averaged 14 points, 11 rebounds and 4.5 blocks per game as a junior ... *Street & Smith* honorable mention All-American ... McDonald's All-American nominee ... Was ranked among the top 200 players in the nation by *Athlon* and the top 250 players in the nation by *PrepStar* as a senior.

Personal: Carlton Carter ... Born April 2, 1980 in Trenton, N.J. ... Son of Gwendolyn Carter ... Economics major.



What are your goals for this season?

I would like to be the BIG EAST Conference Newcomer of the Year. As a team goal, I'd like to help my team win. I want to gel with my team and have some good years here.

How difficult has it been to sit out this past year, since transferring from Colorado?

It was real difficult to sit out. One of the major things was the stress factor of going back home and not knowing what was going on in your life basketball-wise and educational-wise. Having to go through the recruiting process against was tough.

What do you look forward to the most when the day comes that you can play with the Hokies?

One good thing that has happened is it has allowed me to get my grades squared away. So when December comes around and my grades are taken care of, then the only thing on my mind will be basketball and having a good season.

What drew you to Virginia Tech?

When I left Colorado, I wanted to come someplace on the East Coast. Virginia Tech was joining a new conference and had a new coach, so I thought this was a good place for me to come and try to fit in, since I wouldn't be the only new face around.

What's your favorite thing about Virginia Tech?

My favorite thing about Virginia Tech is the coaching staff. The coaching staff has been really supportive. They respect their players.

What are you looking at as a big difference in the BIG EAST and the Big 12, where you played at Colorado?

The BIG EAST is a widely televised conference that gets a lot of media play. When I left Colorado, I didn't want to have a big drop-off. I didn't want others, as well as myself, to think I took a step down.

Describe yourself on the court.

A fan can expect me to be a hard worker out on the court. After my leave of absence from the game, it has made me want to come out and work even harder on my game. I try to do anything to help the team — block shots, rebound, whatever that night calls for to win a game.



Mibindo DONGO 45

Forward/Center • 6-9 • 245 • Junior • Kinshasa, Zaire



Junior college transfer ... Expected to add much-needed size up front ... Strong, physical player who will see immediate playing time in the post ... Explosive leaper who should only get better for the Hokies ... Has only played basketball three years, but has worked hard to improve his game ... Better offensively than originally expected ... Has only lived in the United States for three years.

Junior College: Played two seasons at Allegany

Community College in Maryland ... Averaged nine points and seven rebounds as a sophomore, up from 1.9 points and 1.9 rebounds as a freshman ... Allegany was 28-2 last season ... Also attended Franklin College, but did not play basketball.

High School: Attended Bambinciere High School in Kinshasa, Zaire ... Team was unbeaten as a senior ... Averaged 10 points and eight rebounds per game ... Team did not have a coach and played basically pick-up basketball

Personal: Mibindo Dongo ... Born October 22, 1977 in Kinshasa, Zaire ... Son of Nyaliboko and Julie Dongo ... Parents now live in Doraville, Ga. ... Economics major.



What were the factors that led you to choose Virginia Tech?

I really liked the coaching staff. I trust them. I know that if I work hard, I will play. It's easier to play for coaches that you trust. It makes you more comfortable.

What do you enjoy the most about the United States?

There's more security and freedom here. There are no worries about safety here. In my country there is no security.

What is the biggest adjust in coming to Virginia Tech?

I've been working on my post moves and trying to get in better shape.

What are your goals after college?

I want to get a good job and help my family.

What are your best qualities as a person?

I'm easy to get along with. I just don't talk to much because I don't speak English that well.

What has this coaching staff taught you since you have been at Virginia Tech?

First of all you have to be a good person and have a good relationship with other people. They get me to work hard to get better.





RICO MURRAY

10

Guard • 6-1 • 166 • Junior • Ponce, Puerto Rico



Junior College transfer who will walk-on the team this season ... Should provide depth at the point guard position ... Comes from one of the better junior college programs in the nation ... Intelligent player who is a hard worker ... Outstanding student.

Junior College:

Started at point guard at Louisburg College in North Carolina ... Team made it to the JUCO national finals last season ... All-regional selection ... Averaged 12.0 ppg as a sophomore and lead the team in assists ... Team won 10 of last 12 games ... Scored 26 points and dished out nine assists in the JUCO finals against Champlain College ... National and regional all-academic selection ... Dean's List student ... Member of Phi Eta Kappa National Honor Society.

High School:

Lettered as a senior at Hickham County High School in Tennessee... Also ran track ... All-regional selection as a senior in

basketball ... Participated in the Tennessee State championships in the long jump, 400 meters and 4x400 meters relay.

Personal: Nestor Murray ... Born February 28, 1980 in Ponce, Puerto Rico ... Son of Nestor Murray ... Plans to major in environmental engineering and also pursue a master's degree.



What are your individual goals for this season?

I have two goals. First, I need to get bigger. I want to work out to get more physical. Also, I want to be a part of the team. I want to help the team get better.

Why did you choose Virginia Tech?

Primarily because of the engineering program. I want to major in environmental engineering. I want to work in water research. I think that will be very important in the future and I want to work in that area. Also, I really liked the coaching staff.

What do you think will be some of the major differences between junior college and major college basketball?

Basketball-wise, there is the importance of working in the weight room. That's a major part of the program. Also, the basketball staff is more involved with you. You have more time and opportunity for individual workouts, because there are more coaches and they have more time to spend with you.

What do you look forward to in joining the BIG EAST Conference?

I want to play against Connecticut and Miami. Both are outstanding programs. I have seen so many games on television from Connecticut, so I'm really looking forward to playing there.

How would you describe yourself on the court?

I think I'm a smart player who plays with a lot of emotion. I leave everything out on the court every day at practice and in games. I will do my best in every game.





Odeleia TOE

40

Guard • 6-2 • 190 • Junior • Centreville, Va.


Walk-on guard who will provide depth in the backcourt this season ... Two-year member of the Virginia Tech junior varsity program ... Strong player who will play mainly at the two-guard spot ... Averaged 18 points per game on the JV team last season ... Spent the summer in Blacksburg

working with members of the varsity team preparing for the upcoming season.

High School: Two-year letterwinner at Centreville High School in Centreville, Va. ... Used primarily as a post player in high school.

Personal: Odeleia Toe ... Born January

16, 1981 in Lubbock, Texas ... Son of Jeannine Toe ... Management science major at Virginia Tech.



What are some of the biggest changes in moving from the JV program to the varsity team?

Mainly, it's a lot more organized. You put a lot more time into individual workouts. There is a lot more structure.

What are your individual goals for this season?

I'm working hard to get some playing time and to do what it takes to make the team better. I know there are a lot of players in front of me, but I know I can help this team.

What are your best qualities, both as a person and a player?

As a person, I'm easy to talk to. As a player, I'm a hard worker. I know what I want and I'll do whatever it takes to get it done.

Which players on the team have had the most influence on you?

Dennis Mims and Brian Chase. I had gone home for the summer and they called me and asked me to come back and work out. Brian Chase really helped my confidence. When I started, I wanted to fit in, but Brian told me that I am good enough to be playing and to just be myself and play.

What excites you the most about joining the BIG EAST Conference?

This is a big thing. There are a lot of outstanding schools in the league and it's just going to be a wonderful experience.






Carlos DIXON

32

Guard/Forward • 6-7 • 185 • Freshman • China Grove, N.C.



Ricky Stokes' first signee at Virginia Tech ... Can play any of the perimeter positions ... Should challenge for a starting guard job this fall ... Played a year at Fork Union Military Academy ... Plays well off the dribble ... Explosive scorer who can shoot from the perimeter and slash to the basket ... Good outside shooter who handles the ball well.

Fork Union/High School: Averaged 13.4 points and 5.5 rebounds per game at Fork Union ... Averaged 18.5 points and 9.3 rebounds as a senior at South Rowan High School in Salisbury, N.C. ... Played in North Carolina East-West All-Star game ... Second-leading scorer in South Rowan history, despite playing just two seasons ... Two-year letterwinner.

Personal: Carlos Ray Dixon ... Born September 11, 1981 in Salisbury, N.C. ... Son of Marvin Dixon and Hattie Stede ... Undecided on a college major ... Brother, Marvin, played basketball at Pfeiffer University and professionally overseas in Israel and Argentina.



A talk with Carlos

What led you to attend Virginia Tech?

I really liked the coaching staff and the players that I got to meet here. Also, Tech moving to the BIG EAST Conference.

Is there someplace in the BIG EAST that you've seen on television and can't wait to get there?

I want to play in Madison Square Garden. I want to play against top caliber teams.

How did attending Fork Union Military Academy help you?

It helped me mature a lot on the court and helped me to get stronger. We played some top teams with some outstanding players.

How would you describe yourself on the court?

I'm a shooter. I can slash and go to the basket, but my main things are shooting and distributing the ball.

What's been the biggest adjustment since arriving from prep school?

The work here has been a lot harder. It was harder at Fork Union than in high school, but here, both with the team and in class, it's really tough.

What do you like the most about Virginia Tech and Blacksburg?

It's a small town and you get to know everyone. You don't have to go very far to get to class and practice. Everything is right there where you need it.

Chris EXILUS

24

Guard • 6-2 • 180 • Freshman • Toronto, Ontario, Canada



Signed with Tech during the fall signing period ... Will challenge for starting point guard position ... Excellent ball handler that can score ... Will be counted on from the beginning in the backcourt ... Has good size and strength needed to play the point in the BIG EAST ... Starting point guard for the Canadian Junior National team ...

Explosive player that attacks the basket well for a point guard.

High School: Averaged 26.4 points per game last year at North Marion High School in West Virginia ... Transferred to North Marion after a teachers' strike closed his high school in Toronto ... MVP of the West Virginia State AAA tournament, in which North Marion won the championship his junior year ... All-tournament and all-state as a senior ... Also

named all-conference ... *USA Today* All-American ... *Street & Smith* honorable mention All-American ... All-time leading scorer in North Marion history ... Team was 50-7 in his two seasons ... McDonald's All-American nominee ... Conference player of the year ... Scored 30-or-more points 11 times as a senior ... Had 17 three-point field goals in a game ... Scored 68 points in three state tournament games as a senior ... MVP of the North-South All-Star game ... Team captain as a senior.

Personal: Christopher Michael Exilus ... Born April 21, 1981 in Toronto, Ontario, Canada ... Son of Murat and Marie Exilus ... Plans to major in psychology.



What went into your decision to attend Virginia Tech?

I felt comfortable here. Also, It's easy to go to a program that's already established. But with Tech joining the BIG EAST, this is a chance to join a building program. It's a bigger challenge.

What excites you about going to the BIG EAST Conference?

The history of the BIG EAST is it's a conference of point guards. Some of the best point guards ever have come out of this league. To prove yourself as a good point guard, you have to play in a good conference. If you can play in the BIG EAST, you can play anywhere.

Is there any place in the BIG EAST where you are anxious to play?

Madison Square Garden. I've always wanted to play in Madison Square Garden. That's where the BIG EAST Tournament is.

Who has had the most influence on your game over the years?


I've had many different coaches, but my AAU coach in Toronto, Ray Russell, has really taught me to expand my game. He helped me to see where I wanted to be and needed to be. He showed me that hard work always pays off.

What do you like the most about Virginia Tech?

It's quiet. There aren't a lot of distractions. You're able to focus on your books and get your work done.

What were some of the factors that led you to Virginia Tech?

Ricky Stokes played point guard. He knows what I will be going through in a game. A lot of coaches can tell you that, but to actually be in a position where you have been through it, that means a lot. He's played in Final Fours. He knows what a point guard goes through on the floor. He knows situations.





Fritz Heib

11

Guard/Forward • 6-6 • 200 • Freshman • Spencer, Ind.



Joined the Hokies in late October for the 2000-2001 season ... Will provide depth at forward ... Good shooter who can play on the perimeter ... Left-hander ... One of five walk-ons on the team ... Got a late start with the team, joining after the start of fall practice.

High School: Played high school basketball at Owen Valley Community High School in Spencer, Ind. ... Three-year letterwinner in basketball ... Played every position except point guard in high school ... All-conference, all-region as a senior ... Honorable mention all-state as a senior and junior ... Averaged 21 points, 12 rebounds and three blocked shots per game ... Member of the National Honor Society ... Member of Bloomington Blaze AAU team, 1999 state finalist ... Also played tennis in high school ... High school tennis team won the section and was undefeated.

Personal: Fritz Heib ... Born January 3, 1982 in Spencer, Ind. ... Son of Chris Schleicher ... One older sister ... Plays the saxophone.



What were some of the reasons you chose to attend Virginia Tech?

Mostly, it was the academics. Also, my uncle lives in Northern Virginia and I wanted to be around him. I wanted to go to a big school. Virginia Tech has an outstanding engineering program and that's what I'm interested in.

What has been the biggest difference between high school basketball and college basketball?

The biggest difference has been the defense. In high school, you can pretty much have your way if you have the moves. In college, if you have the moves, you still don't have your way. Those guys can play some defense. It's just so much different.

What do you see for Virginia Tech in basketball over the next few seasons?

I see this program rising, definitely. It's a great school and people will want to come here. It's a great conference too. It's a great opportunity.

What are you excited about with Tech joining the BIG EAST?

I look forward to playing St. John's. Those two games are going to be a real blast. I grew up around the Big Ten, beside Indiana University, so big time college basketball is not new to me. But I've always respected St. John's.

What are you most proud of in your first two months on a college campus?

I would have to say basketball. I have a good work ethic and you have to have a good work ethic in college basketball. I'm willing to work hard.

What do you like the most about this program?

It's definitely up beat. Everybody is so ready to go and everybody is excited. The coaching staff is always giving encouragement. The coaches never get down on us. They tell us to keep trying and keep playing hard.






Alex MARTIN

50

Forward • 6-5 • 210 • Freshman • High Point, N.C.



Walk-on who should provide depth in the front court this season ...

Can play either forward position ... Runs the court well and can score in the low post ... Hard worker who could see action this season for the Hokies ... Good student who works hard on and off the court.

High School: Three-year letterwinner at Central High School in High Point, N.C. ... All-conference as a senior ... Also named all-county and All-Northwest North Carolina ... Second-team All-State selection by *AP* ... First-team Academic All-State ... Averaged 25 points and 14 rebounds as a senior ... Had one 50 point game as a senior.

Personal: Alexander Wells Martin ... Born March 28, 1982 in Winston-Salem, N.C. ... Son of Wells and Karen Martin ... Business major ... Father played basketball at Dartmouth ... Great-nephew of Clint Frank, 1937 Heisman Trophy winner from Yale.



A talk with Alex

What are your individual goals for this season?

I'd like to make an impression on people in the BIG EAST. Personally, I want to do whatever it takes to help the team get better.

Who's had the most influence on you here at Virginia Tech?

It's not so much an individual, but the entire team. Everyone on the team has tried to help me out and learn, both on the court and around campus. It's been a help having teammates.

How would you describe yourself on the court?

I work really hard. I try to do the little things. I don't need to score points. I'm willing to do whatever it takes to win, rebound, play defense, pass the ball, whatever.

What attracted you to Virginia Tech?

The coaches told me I could walk on and play, plus the school's reputation academically. They have a good business school and after graduation, I want to do something in sports business. Possibly work with a professional sports team.

What sticks out in your mind about the BIG EAST Conference?

I can't wait to play in the big arenas. This is big-time basketball. I grew up in North Carolina, so I'm used to the ACC. Both leagues are big-time. I really want to play in Madison Square Garden.

What do you like the most about Virginia Tech?

I like the atmosphere on campus. I really like all the people I've met so far. I've made a lot of friends away from basketball.



Bryant MATTHEWS

22

Forward • 6-7 • 200 • Freshman • Columbia, S.C.

Versatile player who can play either forward position ... Is expected to challenge for a starting spot this fall at small forward ... Very athletic



player who attacks the rim ... Can score in a variety of ways; putting the ball on the floor, shooting the three or posting up ... Excellent rebounder for his size ... Very explosive in the transition game.

High School: Averaged 23 points and 10 rebounds per game at Columbia High school in Columbia, S.C. ... Two-year letterwinner ... All-State as a senior; also all-city and all-region ... Pittsburgh Hoops Classic

Dunk Champion in 2000 ... Played in North-South All-Star game.

Personal: Bryant Matthews ... Born January 12, 1982 in Columbia, S.C. ... Son of James and Robin Matthews ... Undecided on a major.



What led you to come to Virginia Tech?

The academics and the coaches were the biggest part of my decision to attend Virginia Tech. The players and the coaches made me feel like this was the place I wanted to be. The very strong academic reputation was also very important.

What are your plans after college?

I'm going to major in communications, in theatre. I'd like to get into acting after I graduate. I'd love to be in front of the camera. I took some acting lessons before and my teacher said I should consider acting in the future.

What does joining the BIG EAST Conference mean to you?

It'll be exciting to play in some of the places we'll go to this year. I'm excited just to be here, period. I'll be excited to go to St. John's and Jamaica, N.Y., because I have family up there. It'll be nice to go there and Washington, D.C.

Who has had the most influence on you since you've been at Virginia Tech?

I'd have to say Coach Mark Cline. He's worked a lot with me and helped me get prepared for the season.

What is your favorite thing about Virginia Tech?

The main thing is the people I've met so far. Everyone has been really nice to me. They've all spoken to me and made me feel comfortable.

What's been the biggest change between high school and college?

Learning your position and your role on the team. That's been the biggest thing. Things change when you get to college. You need to know how you fit on the team and what you need to do to get better.



Conference History





The BIG EAST Conference

The BIG EAST begins the 2000-01 academic year with a new full conference member and a new sport. That's hardly unusual for the league. Moving forward and exploring new horizons has been the norm rather than the exception for the conference that opened its doors in 1979.

The conference welcomes Virginia Tech as its 14th member. In the spring of 2001, the BIG EAST will add women's lacrosse to its growing list of sports.

When the 1990s began, The BIG EAST Conference had just completed its eighth season with nine members. The league was arguably as healthy as a conference could be. The

BIG EAST was a headline-grabber immediately, especially in men's basketball, its signature sport. The BIG EAST Football Conference did not exist.

The '90s was a decade of enormous change in college athletics with conferences adding new members and new leagues beginning. The BIG EAST was no different than most groups. The league has had four separate expansions in the past 10 years. The BIG EAST Football Conference, with eight members, became a major player in college football immediately after its inception in 1991.

One constant is that The BIG EAST Conference has enjoyed tremendous success in the classroom and in the athletic arena. It has built a long list of accomplishments. The BIG EAST became a reality on May 31, 1979, following a meeting of athletic directors from Providence College, St. John's, Georgetown and Syracuse Universities. Seton Hall, Connecticut and Boston College completed the original seven-school alliance.

After one season, Villanova was added and began play in 1980-81. Two seasons later, Pittsburgh

joined the group and started competition in '82-83.

Miami was admitted in 1990 and began BIG EAST competition in '91-92. Rutgers, West Virginia and Notre Dame joined in '94 in two separate expansions and began play in 1995-96.

In 1999, Virginia Tech became the league's 14th member. It will begin competing in the BIG EAST in 2000-01.

During the 1999-00 academic year, the league again was well represented on the national scene by its student-athletes for accomplishments in the classroom and in athletic competition.

For three of the last six years a BIG EAST student-athlete has won the Honda-Broderick Cup

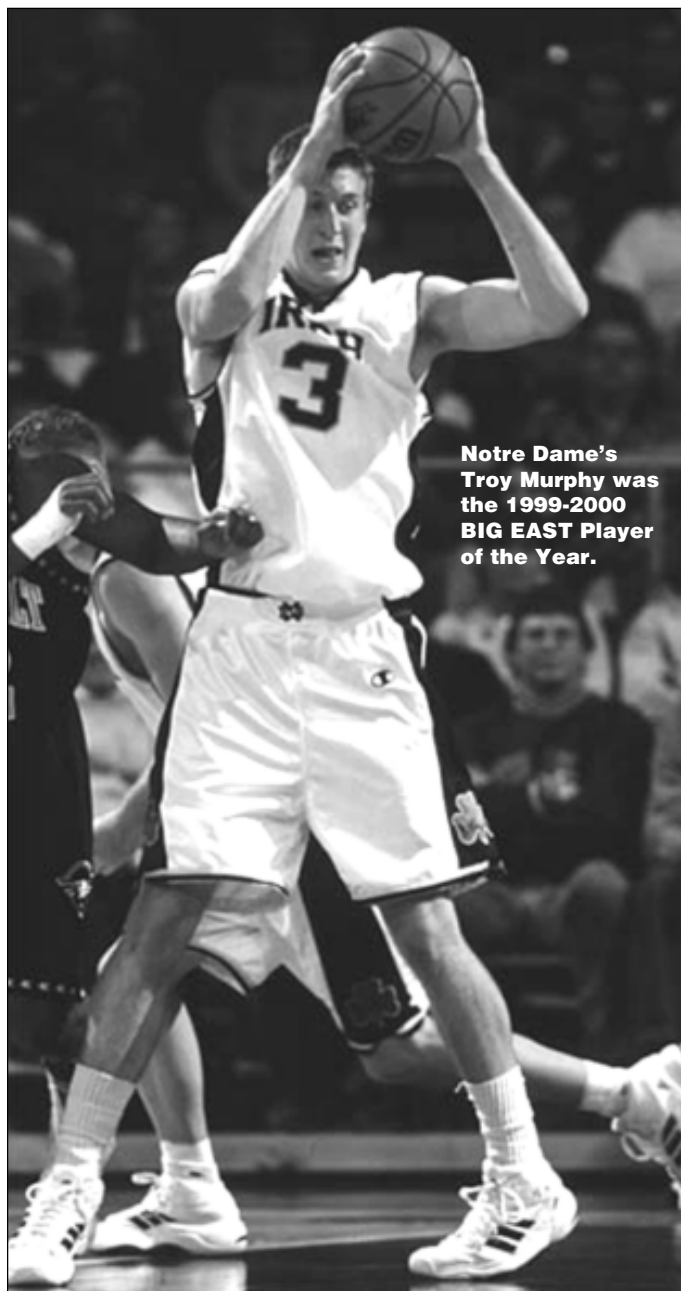


The Hokies look forward to playing in Madison Square Garden.

as Collegiate Woman of the Year. Notre Dame soccer player Cindy Daws won in 1997-98. She followed Connecticut basketball players Rebecca Lobo ('94-95) and Jennifer Rizzotti ('95-96).

In addition to Connecticut winning its second NCAA women's basketball title, five individuals captured NCAA championship crowns last year. Miami had the male and female national champions in platform diving. Tyce Rouston took the men's title and Jenny Keim was the women's champion. At the NCAA women's indoor track & field championship, Villanova's Carmen Douma and Carrie Tollefson each won titles. Tollefson grabbed her second straight NCAA crown in the 3,000 meters. Douma was the champion in the mile. Pittsburgh's Chantee Earl took the 800-meter title.

Traditionally, the BIG EAST can boast that some of its best students are also some of its best athletes. Scott VanEpps, the 1999-00 BIG EAST Male Scholar-Athlete of the Year and member of the Pittsburgh swimming & diving team, was a first team GTE/CoSIDA Academic All-American after earning third team accolades in 1998-99. Gabriel Gervais, a member of the Syracuse men's soccer team, concluded his career by garnering first team Academic All-America honors as well. Notre Dame's Ruth Riley earned basketball Academic All-America first team honors as a junior in '99-00 and ND baseball player Jeff Perconte was awarded Academic All-America first team accolades as well. BIG EAST student-athletes have continued their success after leaving the classrooms and playing fields. Former Connecticut women's basketball standout Dr. Leigh Curl was inducted into the GTE Academic All-America Hall of Fame in 1999. Former Georgetown



Notre Dame's Troy Murphy was the 1999-2000 BIG EAST Player of the Year.

men's basketball star Dikembe Mutumbo was recently named a winner of the President's Service Award, the highest honor in the U.S. for volunteer service.

While the membership has increased, the focus of the BIG EAST remains unchanged. It is a group that reflects a tradition of broad-based programs, led by administrators and coaches who place a constant emphasis on academic integrity. The BIG EAST Conference has enjoyed a leadership role

nationally. Its student-athletes own significantly high graduation rates and their record of scholastic achievement notably reflect a balance between intercollegiate athletics and academics.

Any successful consortium enjoys outstanding leadership. Michael Tranghese, the league's first full-time employee, and for 11 years the associate of Dave Gavitt, took over the Commissioner's reins in June, 1990. The expansion in membership is

only a portion of Tranghese's achievements. In his first year at the helm, he administered the formation of The BIG EAST Football Conference in addition to coordinating the four expansions.

BIG EAST sports attract the interest of followers in the nation's largest media markets including New York, Chicago, Philadelphia, Boston, Washington, D.C., Miami, Pittsburgh and Hartford. The league has long been considered a leader in innovative concepts in promotion and publicity, particularly regarding television. Those efforts have resulted in unparalleled visibility for BIG EAST student-athletes. Exclusive long-range television contracts with CBS, ESPN, Inc. and ABC provide BIG EAST basketball with more television exposure.

While BIG EAST basketball games are regular sellouts at campus and major public arenas, including the annual BIG EAST Championship in Madison Square Garden, attendance figures also are significant at BIG EAST soccer, women's basketball and baseball games.

More than 400 BIG EAST athletes have earned All-America recognition and dozens have won individual NCAA national championships. The BIG EAST has been well-represented in U.S. or foreign national and Olympic teams, with several athletes earning gold medals in the summer Olympiads in Atlanta in '96, Barcelona in '92, Seoul in '88 and Los Angeles in '84. Several BIG EAST coaches and athletes competed in Sydney in 2000.

The BIG EAST has its headquarters in Providence where the conference administers to more than 5,000 athletes in 21 sports.



BIG EAST Basketball – All Good!



As Virginia Tech enters the BIG EAST Conference as a full member this season, both the Hokies and the conference will be enhanced by each other's presence.

One highlight of the BIG EAST basketball season is the conference post season tournament, held annually at Madison Square Garden, the most famous arena in the world. The arena, home to the New York Knicks and Rangers, is located in the heart of Midtown Manhattan. Within a short distance of some of the finest shopping, dining, arts and lodging in the world, the event is one of the best-publicized and watched sporting events of the season.

During the season, Virginia Tech will travel to some of the largest cities and play in some of the finest arenas in the land. The Hokies open their BIG EAST season in New York against St. John's on January 3. The Hokies also travel to Philadelphia to play Villanova, Miami to play the Hurricanes, Connecticut to play the Huskies, Boston to play Boston College, Providence to play the Friars, Pittsburgh to play the Panthers and a January trip to Washington, DC to play Georgetown in the MCI Center, home of the Washington Wizards and Capitals. Also, Tech makes a non-conference trip to Syracuse to play in the prestigious Carrier Classic in

the Carrier Dome, perhaps the most-famous on-campus athletic facility in the country.

Coming to Blacksburg this season are two teams that have won national championships as members of the BIG EAST, Connecticut and Villanova. Also coming to town are former BIG EAST Final Four participants Providence and St. John's, as well as Miami, Boston College, West Virginia and Notre Dame, all who have made significant runs in post-season as BIG EAST members.

Another advantage of BIG EAST membership is the conference's strong television package. The BIG EAST has always had strong TV ties and the current package of national, regional and local games allow a large majority of league games to be televised. Tech will see immediate results as the Hokies first-ever home BIG EAST game, against Villanova on January 6 in Cassell Coliseum, will be shown nationally on ESPN. A total of 12 games will be televised this season.

As has happened with the Tech football team since joining the BIG EAST, the national media will also make numerous trips to Blacksburg. The BIG EAST Conference boasts perhaps the largest and most-widely-viewed media coverage in the country, with all major eastern markets being involved.



East Division

Boston College
Connecticut
Miami
Providence
St. John's
Villanova
Virginia Tech

With the addition of Virginia Tech, the 14-team BIG EAST Conference has been split into two divisions. BIG EAST squads will play a 16-game conference schedule. Annually, teams will meet each divisional opponent on a home-and-home basis and will play four games against teams from the other division. The top six teams from each division will advance to the 2001 AT&T BIG EAST Conference Men's Basketball Championships, held at Madison Square Garden.

West Division

Georgetown
Notre Dame
Pittsburgh
Rutgers
Seton Hall
Syracuse
West Virginia



BIG EAST Men's Basketball Facts

❑ Three schools, Georgetown (1984), Villanova (1985) and Connecticut (1999) have won NCAA Championships as members of the BIG EAST Conference.

❑ Four other schools, Providence, St. John's, Seton Hall and Syracuse, have advanced to Final Fours as members of the BIG EAST Conference. In all, the BIG EAST has made 10 Final Four appearances.

❑ The largest crowd ever to witness a college game in an on-campus facility was March 3, 1991, as a crowd of 33,048 witnessed Syracuse defeat Georgetown, 62-58, in the Carrier Dome.

❑ The BIG EAST is one of two conferences that boast two of the top 10 winningest programs of all-time (St. John's and Syracuse). Notre Dame is 12th all-time and West Virginia is 20th. In all, seven BIG EAST schools are among the 50 winningest teams of all-time.

❑ In the 1985 Final Four at Rupp Arena in Lexington, Ky., three of the four competing teams, including both finalists, were BIG EAST Conference member institutions. Villanova defeated Georgetown, 66-64, to win the title. It is just the third time in NCAA history that teams from the same conference met in the finals and the only time that three teams from the same league were in a single Final Four.

❑ Six BIG EAST Conference players were selected in the 2000 NBA Draft. Syracuse's Etan Thomas and St. John's Erick Barkley were selected

in the first round. The BIG EAST has had at least one first round selection in each year of the league's 21-year history.

❑ Last season, seven BIG EAST teams won at least 20 games.

❑ A total of nine teams were selected for post season play following the 1999-2000

season. Five teams were selected for the NCAA Tournament, while Notre Dame, Georgetown, Villanova and Rutgers were NIT-bound. Three BIG EAST Conference teams, Syracuse, Miami and Seton Hall all advanced to the Sweet 16. The BIG EAST has received 100 NCAA Tournament bids in just 21 seasons.

❑ Four BIG EAST Conference teams share arenas with NBA teams and four others play in large, professional arenas.

❑ BIG EAST coaches have a total of 3,274 head-coaching victories among them, entering this season. The combined winning percentage for BIG EAST head coaches is 63.8 percent.

BIG EAST Administrators



Michael Tranghese
BIG EAST
Commissioner



Thomas McElroy
Senior Associate
Commissioner



Tom Odjakjian
Associate
Commissioner



John Paquette
Associate
Commissioner for
Communications



Rob Carolla
Assistant Director
of Communications



The BIG EAST Conference
222 Richmond Street
Providence, RI 02903
www.bigeast.org

(401) 453-0660 – Communications
(401) 272-9108 – Switchboard
(401) 751-8540 – Fax

Commissioner	Michael Tranghese
Senior Associate Commissioner	Thomas McElroy
Associate Commissioner	Tom Odjakjian
Associate Commissioner for Sport Administration	Donna DeMarco
Associate Commissioner for Communications	John Paquette
Associate Commissioner for Compliance	Stan Wilcox
Assistant Commissioner for Finances	Susan Scorpio
Assistant Commissioner for Compliance	Jerome Rodgers
Assistant Commissioner for Sport Administration	James Siedliski
Assistant Director of Communications	Tammy Donovan
Assistant Director of Communications	Rob Carolla
Coordinator of Men's Basketball Officiating	Art Hyland
Coordinator of Women's Basketball Officiating/Sport Administrator	Barbara Jacobs
Coordinator of Football Officiating	John Soffey
Assistant to the Commissioner	Lisa Zaneccchia
Administrative Assistant for Administration	Lois DeBlois
Administrative Assistant for Basketball & Football	Phyllis Morrow
Administrative Assistant for Compliance	Wanda Factor
Receptionist	Kathy Kirkpatrick



Tech's Conference Timeline

Feb. 13, 1872 — Virginia Tech is founded.

Oct. 21, 1892 — Tech played its first football game, recording a 14-10 win over St. Albans, a private boys prep school in Radford.

Feb. 25-26, 1921 — Tech, under the leadership of athletics director C.P. "Sally" Miles, joined the Southern Intercollegiate Conference as a charter member. Other members included Alabama, Alabama Polytechnic Institute (Auburn), Clemson, Georgia, Georgia School of Technology (Georgia Tech), Kentucky, Maryland, Mississippi Agricultural and Mechanical College (Mississippi State), North Carolina, North Carolina State, Tennessee, Virginia and Washington and Lee. In 1922, Louisiana State, Mississippi, South Carolina, Vanderbilt and Tulane joined the conference.

Dec., 1923 — The name of the conference was officially changed to the Southern Conference. Also, conference officials added the University of the South to the conference. The following year, VMI joined the conference, and in 1929, Duke joined.

1932 — It was agreed that the 13 southern-most members should form a separate conference. The Southeastern Conference, thus, was formed with Alabama, Auburn, Florida, Georgia, Georgia Tech, Kentucky, LSU, Mississippi, Mississippi State, Sewanee, Tennessee and Tulane and Vanderbilt as the members.

1953 — The following seven colleges withdrew to



Members of the 1978-79 team celebrate after winning the Metro Conference Tournament.

form the Atlantic Coast Conference: Clemson, Duke, North Carolina, North Carolina State, Maryland, South Carolina and Wake Forest College.

June, 1965 — Tech withdrew from the Southern Conference.

July, 1965-May 1978 — Tech competed as an independent in virtually every varsity sport.

May, 1978 — Tech ends its 13-year status as a major independent by accepting a bid to join the Metropolitan Collegiate Athletic Conference (a.k.a. the Metro) for all sports except football.

The Hokies join Cincinnati, Florida State, Louisville, Memphis State, St. Louis and Tulane in the Metro, which was founded in 1975.

"Affiliation with the Metro Conference is beneficial from the standpoint of scheduling, national identity and postseason activity," Tech president William Lavery said. "It will provide us with national exposure and television coverage, as well as improve the basketball

schedule and bring good teams to Blacksburg."

Feb. 5, 1991 — After 26 years as a football independent, Tech officially accepts a bid to join the newly-created BIG EAST Football Conference. Tech joined Miami, Syracuse, Boston College, Pittsburgh, West Virginia, Temple and Rutgers as charter members of the conference.

January, 1995 — Five Metro members — UNC Charlotte, Tulane, Louisville, Southern Miss, and South Florida — voted Tech and Virginia Commonwealth out of the league. At the time, those schools were planning merger with other Midwestern schools (hence, the birth of Conference USA) and the Hokies and Rams were not interested in such a merger. As a result, those five league members decided to vote them out of the league.

Feb. 3, 1995 — Tech, VCU and the Metro agree to a \$2.27 million settlement in which the Hokies and Rams split. A portion of conference

revenue was going to be withheld from the two schools, but this settlement put an end to the issue.

Two weeks later, 1995 — Tech joins the Atlantic 10 Conference for all sports except football, which is in the BIG EAST, and wrestling, which is in the Colonial.

Tech AD Dave Braine picked the Atlantic 10 over the Colonial because of three factors.

"No. 1 was Northeast exposure," Braine told Bill Roth in the Feb. 17 issue of *The Hokie Huddler*. "No. 2 were the basketball rankings of the Atlantic 10 and the high level of play in the league. And No. 3, most of our out-of-state students are from the Northeast."

June 2, 1999 — Tech receives proposal from the BIG EAST Conference, inviting the school to join the conference for all sports.

Mid-July, 1999 — Tech submits a counterproposal, addressing some issues that the school has with the original proposal. BIG EAST athletic directors address those concerns at the athletics directors' meetings in mid-July and submit the proposal to each school's respective president for a vote.

Aug. 14, 1999 — Tech and the BIG EAST announce that the Hokies will join the conference for all sports beginning in 2001.

"Virginia Tech is thrilled to become a full member of the BIG EAST Conference and looks forward to its academic and athletic associations with the entire conference membership," Tech president Paul Torgersen said.



Hokies Bid Farewell to Atlantic 10

While Virginia Tech enters the BIG EAST Conference this season, its affiliation with the Atlantic 10 Conference was beneficial to both parties.

Virginia Tech's stay in the A10 was not long in duration, but was long in accomplishment. In four of the five years of affiliation, the Virginia Tech men's program won the Hanes-Atlantic 10 Conference Commissioner's Cup, signifying the best overall men's athletic program in the league. Each of the past two seasons, that victory, along with a second place finish by the school's women's program, has led to Tech winning the combined cup for men's and women's programs.

Virginia Tech joined the Atlantic 10 Conference as a full member in February of 1995 in all sports except for football (BIG EAST) and wrestling (Colonial). During the affiliation, Virginia Tech won a total of 36 Atlantic 10 championships. Perhaps more importantly, Virginia Tech placed a total of ?? students on the Atlantic 10 Commissioner's Honor Roll, which cites student-athletes with a 3.0-or-better grade point average.

In its final season of competition in the league, the Hokies finished 16-15 overall and 8-8 in league play, finishing fourth in the West Division. As an athletic department, Virginia Tech won league titles in baseball, men's and women's swimming & diving, men's and women's tennis, men's and women's indoor track & field and men's and women's outdoor track & field.

Under the leadership of Commissioner Linda Bruno, who joined the conference at about the same time as did Virginia Tech, the Atlantic 10 Conference has grown into a top collegiate conference. The league conducted championships in 22 sports during the 1999-2000 season.



The Hokies huddle at the A-10 tournament last year.

Hanes-Atlantic 10 Commissioner's Cup

The Virginia Tech men's programs won the Hanes-Atlantic 10 Conference Commissioner's Cup for the fourth consecutive year, helping the Hokies' program as a whole win the 1999-2000 Hanes-Atlantic 10 Commissioner's Cup for the second consecutive year. The Tech women's programs finished second.

The men scored 80.5 points and the women finished with 81.0 points. The men won championships in baseball, swimming & diving, tennis, indoor track & field and outdoor track & field while the women took home titles in swimming & diving, tennis, outdoor track & field and indoor track & field.

For the last eight years, the Atlantic 10 has honored the best all-round athletic programs in the Conference

by awarding the Hanes-Atlantic 10 Commissioner's Cup.

In each of the Atlantic 10's 22 championship sports, points are awarded in descending order of finish, equal to the number of teams participating in the championship. Regular season standings are used

in those sports in which a round-robin schedule is utilized: baseball, men's and women's basketball, field hockey, lacrosse, men's and women's soccer, softball, and women's volleyball.

Below are the 1999-2000 Atlantic 10 Commissioner's Cup standings:

Hanes-Atlantic 10 Commissioner's Cup Final Standings

Team	Overall	Men	Women
1. Virginia Tech	161.5	80.5	81.0
2. Massachusetts	153.5	58.5	95.0
3. Rhode Island	115.0	50.5	64.5
4. Temple	107.0	44.5	62.5
5. Dayton	95.0	39.5	55.5
6. George Washington	94.5	43.5	51.0
7. St. Joseph's	88.0	35.5	52.5
8. Duquesne	82.0	46.5	35.5
9. St. Bonaventure	81.5	52.5	29.0
10. Xavier	77.0	36.5	40.5
11. La Salle	75.5	34.0	41.5
12. Fordham	47.5	23.0	24.5

Individual category leaders in **BOLD**



1999-00 Standings

A-10 East Division			W	L	Pct.	W	L	Pct.
1. Temple (NCAA)*	14	2	.875	27	6	.818		
2. St. Bonaventure (NCAA)*	11	5	.688	21	10	.677		
3. Massachusetts (NIT)	9	7	.563	17	16	.515		
4. St. Joseph's	7	9	.438	13	16	.448		
Fordham	7	9	.438	14	15	.483		
6. Rhode Island	2	14	.125	5	25	.167		

A-10 West Division			W	L	Pct.	W	L	Pct.
1. Dayton (NCAA)*	11	5	.688	22	9	.710		
2. George Washington	9	7	.563	15	15	.500		
Xavier (NIT)	9	7	.563	21	12	.636		
4. Virginia Tech	8	8	.500	16	15	.516		
5. La Salle	5	11	.313	11	17	.393		
6. Duquesne	4	12	.250	9	20	.310		



Dennis Mims was a third-team All-Atlantic 10 Conference selection in 2000.

A-10 Teams and Honors

First-Team	School	Pos.	Cl.
Mark Ashman	Dayton	C	Sr.
Mark Karcher	Temple	F	Jr.
Monty Mack	Massachusetts	G	Jr.
Pepe Sanchez	Temple	G	Sr.
Tim Winn	St. Bonaventure	G	Sr.

Second-Team	School	Pos.	Cl.
SirValiant Brown	George Washington	G	Fr.
Donnie Carr	La Salle	G	Sr.
Lloyd Price	Xavier	G/F	So.
Wayne Smith	Duquesne	F	So.
Tony Stanley	Dayton	G	Jr.

Third-Team	School	Pos.	Cl.
Rasual Butler	La Salle	F	So.
Caswell Cyrus	St. Bonaventure	C	Sr.
Chris Kirkland	Massachusetts	F	Sr.
Dennis Mims	Virginia Tech	F	So.
Marvin O'Connor	St. Joseph's	G	So.
Bevon Robin	Fordham	G	Jr.

Rookie Team	School	Pos.	Cl.
SirValiant Brown	George Washington	G	Fr.
Brian Chase	Virginia Tech	G	Fr.
Brooks Hall	Dayton	F	Fr.
Zach Marbury	Rhode Island	G	So.
Chris Monroe	George Washington	G	Fr.
David West	Xavier	F	Fr.

Defensive Team	School	Pos.	Cl.
Mike Babul	Massachusetts	F	Sr.
Caswell Cyrus	St. Bonaventure	C	Sr.
Andre Ray	Virginia Tech	F	Sr.
Pepe Sanchez	Temple	G	Sr.
Tim Winn	St. Bonaventure	G	Sr.


Academic	Team	Pos.	Cl.
Mike Babul	Massachusetts	F	Sr.
Ted Fitz	Dayton	F	Sr.
Bill Phillips	St. Joseph's	F	So.
Pepe Sanchez*	Temple	G	Sr.
Peter Van Paassen	St. Bonaventure	F/C	Jr.

*Student-Athlete of the Year

Player of the Year: Pepe Sanchez, Temple
Rookie of the Year: SirValiant Brown, George Washington
Defensive Player of the Year: Pepe Sanchez, Temple
Chris Daniels Most Improved Player of the Year:
 Duke Freeman-McKamey, Fordham
Sixth Man of the Year: Lynn Greer, Temple
Coach of the Year: John Chaney, Temple

	Players of the Week	Rookies of the Week
11/20	Mark Ashman (UD) Wayne Smith (DUQ)	SirValiant Brown (GW)
11/27	Jason Harris (FOR)	SirValiant Brown (GW) David West (XU)
12/ 4	Tim Winn (SBU)	SirValiant Brown (GW)
12/11	Lloyd Price (XU)	SirValiant Brown (GW)
12/18	Monty Mack (UM) Maurice McAfee (XU)	Zach Marbury (URI)
12/25	Jason Harris (FOR)	Brian Chase (VT) David West (XU)
1/ 1	Wayne Smith (DUQ)	David West (XU)
1/ 8	Lloyd Price (XU) Pepe Sanchez (TU)	
1/15	J.R. Bremer (SBU)	Chris Monroe (GW)
1/22	Marvin O'Connor (SJU)	Brooks Hall (UD)
1/29	Monty Mack (UM) Quincy Wadley (TU)	Chris Monroe (GW)
2/ 5	Mark Karcher (TU)	SirValiant Brown (GW)
2/12	Mark Ashman (UD) Pepe Sanchez (TU)	Brooks Hall (UD)
2/19	Rasual Butler (LAS) Shannon Crooks (UM)	SirValiant Brown (GW)
2/26	Lynn Greer (TU) Duke Freeman-McKamey (FOR)	Chris Monroe (GW)
3/ 4	Monty Mack (UM)	Chris Monroe (GW)

Meet the Opponents





VMI



Saturday, Nov. 18, 2000
Blacksburg, Va.

General Information


LOCATION: Lexington, Va. 24450
ENROLLMENT: 1,300
PRESIDENT: Maj. General Josiah Bunting III (VMI/1963)
ATHLETICS DIRECTOR: Donny White (VMI/1965)
NICKNAME: Keydets
COLORS: Red, White and Yellow
HOME COURT (CAPACITY): Cameron Hall (5,029)
CONFERENCE: Southern



Bart Bellairs

Coaches/Team

HEAD COACH: Bart Bellairs (Warren Wilson/1979)
RECORD AT SCHOOL: 72-94 (7 years)
OVERALL RECORD: 72-94 (7 years)
ASSISTANTS: Ramon Williams (VMI/1990), Kirby Dean (Eastern Mennonite/1992), Mark Hanks (Emory & Henry, 1983)
BASKETBALL OFFICE PHONE: 540-464-7384
BEST TIME TO REACH COACH: Weekdays, 10 a.m.-Noon
1999-00 RECORD [overall, conference (finish)]: 6-23/1-15 (6th, Northern Division)
LETTERWINNERS RETURNING/LOST: 9/3
STARTERS RETURNING/LOST: 3/2
TOP RETURNING LETTERWINNERS: Nick Richardson (F, Jr.), Eric Mann (C, Sr.)
TOP NEWCOMERS: Jason Conley (F, Fr.), Rich Little (G, Fr.)



Nick Richardson

Media Information

SPORTS INFORMATION BASKETBALL CONTACT: Wade Branner
OFFICE PHONE: 540-464-7253
FAX PHONE: 540-464-7583
HOME PHONE: 540-463-5033
PRESS ROW PHONE: 540-463-6725

2000-01 Schedule

Nov. 18 at Virginia Tech
Nov. 20 at James Madison
Nov. 29 HOWARD
Dec. 2 at Howard
Dec. 4 VIRGINIA
Dec. 6 MOREHEAD STATE
Dec. 16 at Old Dominion
Dec. 18 RANDOLPH-MACON
Dec. 20 MARY WASHINGTON
Dec. 28 at South Carolina
Jan. 3 at Appalachian State
Jan. 6 WESTERN CAROLINA
Jan. 10 at Furman
Jan. 13 at The Citadel
Jan. 15 UNC GREENSBORO
Jan. 20 at Davidson
Jan. 24 EAST TENN. ST.
Jan. 27 at Western Carolina
Jan. 30 DAVIDSON
Feb. 3 CHATTANOOGA
Feb. 5 at UNC Greensboro
Feb. 10 WOFFORD
Feb. 12 GEORGIA SOUTHERN
Feb. 15 at Charleston Southern
Feb. 17 at College of Charleston
Feb. 21 at East Tenn. St.
Feb. 24 APPALACHIAN STATE
Mar. 1-4 Southern Conference Tournament

1999-00 Results

99-73 W SOUTHERN VA. COLLEGE
85-38 W WARREN WILSON
57-98 L at Virginia
56-44 W vs. Oral Roberts
61-78 L vs. Hawaii
82-76 W BLUEFIELD COLLEGE
97-65 W FERRUM
46-65 L VIRGINIA TECH
62-71 L OLD DOMINION
66-79 L at Notre Dame
86-101 L at Va. Commonwealth
68-113 L at Florida
71-82 L at UNC Greensboro
69-77 L COLL. OF CHARLESTON (OT)
73-84 L at UT Chattanooga
84-87 L THE CITADEL (OT)
72-97 L at Appalachian State
69-80 L at Davidson
61-75 L UNC GREENSBORO
64-75 L E. TENNESSEE STATE
67-69 L at Georgia Southern
82-85 L WESTERN CAROLINA
69-83 L at Wofford
60-72 L at East Tennessee State
78-69 W APPALACHIAN STATE
71-88 L at Western Carolina
58-71 L DAVIDSON
68-71 L FURMAN
72-81 L vs. Wofford College

William & Mary



Monday, Nov. 20, 2000
Blacksburg, Va.

General Information


LOCATION: Williamsburg, Va. 23187
ENROLLMENT: 5,600
PRESIDENT: Timothy J. Sullivan (W&M/1966)
ATHLETICS DIRECTOR: Terry Driscoll (Boston College/1969)
NICKNAME: Tribe
COLORS: Green, Gold and Silver
HOME COURT (CAP.): William and Mary Hall (8,600)
CONFERENCE: Colonial Athletic Association



Rick Boyages

Coaches/Team

HEAD COACH: Rick Boyages (Bowdoin College/1985)
RECORD AT SCHOOL: First season
OVERALL RECORD: 45-49 (4 years)
ASSISTANTS: Jamie Kachmarik (Bowling Green/1997), Pat Skerry (Tufts/1992), Milan Brown (Howard/1993)
BASKETBALL OFFICE PHONE: 757-221-3339
BEST TIME TO REACH COACH: Mornings, M-F
1999-00 RECORD [overall, conference (finish)]: 11-17/6-10 (6th)
LETTERWINNERS RETURNING/LOST: 12/2
STARTERS RETURNING/LOST: 4/1
TOP RETURNING LETTERWINNERS: Adam Duggins (C, So.), Jim Moran (F, Sr.), Tom Strohhenn (F/C, Jr.), Mit Winter (G/F, Sr.)
TOP NEWCOMERS: Zeb Cope (F/C, Fr.), Reid Markham (G, Fr.)



Jim Moran

Media Information

SPORTS INFORMATION BASKETBALL CONTACT: Phil Hess
OFFICE PHONE: 757-221-3368
FAX PHONE: 757-221-3412
HOME PHONE: 757-564-1253
PRESS ROW PHONE: 757-221-3348

2000-01 Schedule

Nov. 17 HIGH POINT
Nov. 20 at Virginia Tech
Nov. 25 WINTHROP
Nov. 29 at Wofford
Dec. 2 THE CITADEL
Dec. 6 UNC WILMINGTON
Dec. 9 at American
Dec. 22 NAVY
Dec. 29 at New Mexico
Dec. 30 vs. Davidson/Drexel
Jan. 3 at East Carolina
Jan. 6 at Fordham
Jan. 10 at Old Dominion
Jan. 13 VA. COMMONWEALTH
Jan. 15 at Hampton
Jan. 17 GEORGE MASON
Jan. 20 at Richmond
Jan. 24 JAMES MADISON
Jan. 27 at UNC Wilmington
Jan. 31 AMERICAN
Feb. 3 RICHMOND
Feb. 8 at Va. Commonwealth
Feb. 10 at George Mason
Feb. 12 at Campbell
Feb. 17 OLD DOMINION
Feb. 21 at James Madison
Feb. 24 EAST CAROLINA
Mar. 3-5 at CAA Tournament

1999-00 Results

92-39 W WASHINGTON COLLEGE
57-59 L VIRGINIA TECH
63-89 L at Hawaii
82-76 W vs. Oral Roberts (OT)
66-76 L at UNC Wilmington
67-65 W HAMPTON
80-65 W WOFFORD
89-70 W CAMPBELL
60-81 L at Vanderbilt
55-96 L at Duke
85-82 W GEORGE MASON (OT)
62-83 L at East Carolina
64-71 L at Winthrop
73-65 W at Va. Commonwealth
67-77 L at Richmond
76-76 L JAMES MADISON
60-74 L OLD DOMINION
61-73 L at George Mason
72-80 L at Naval Academy
85-56 W VIRGINIA COMMONWEALTH
62-77 L at American
65-55 W EAST CAROLINA
62-71 L at Old Dominion
64-70 L at James Madison
60-71 L RICHMOND
58-53 W UNC WILMINGTON
70-60 W AMERICAN
73-84 L vs. James Madison



Virginia



Friday, Nov. 24, 2000
Blacksburg, Va.

General Information


LOCATION: Charlottesville, Va. 22903
ENROLLMENT: 18,346
PRESIDENT: John T. Casteen III (Virginia/1965)
ATHLETIC DIRECTOR: Terry Holland (Davidson/1964)
NICKNAME: Cavaliers, Wahoos
COLORS: Orange & Blue
HOME COURT (CAPACITY): University Hall (8,394)
CONFERENCE: Atlantic Coast Conference

Coaches/Team

HEAD COACH: Pete Gillen (Fairfield/1968)
RECORD AT SCHOOL: 33-28 (2 years)
OVERALL RECORD: 307-156 (15 years)
ASSISTANTS: Tom Herrion (Merrimack/1989), Walt Fuller (Drexel/1987), Scott Shepherd (Robert Morris/1991)
BASKETBALL OFFICE PHONE: 804-982-5400
BEST TIME TO REACH COACH: Through Athletic Media Relations Office
1999-00 RECORD [overall, conference (finish)]: 19-12/9-7 (Tie 3rd)
LETTERWINNERS RETURNING/LOST: 12/3
STARTERS RETURNING/LOST: 4/1
TOP RETURNING LETTERWINNERS: Adam Hall (G/F, Jr.), Donald Hand (G, Sr.), Travis Watson (C/F, So.), Chris Williams (F, Jr.)
TOP NEWCOMERS: J.C. Mathis (F, Fr.), Maurice Young (F/G, Fr.)



Pete Gillen



Donald Hand

Media Information

SPORTS INFORMATION BASKETBALL CONTACT: Rich Murray
OFFICE PHONE: 804-982-5500
FAX PHONE: 804-982-5525
HOME PHONE: 804-978-2966
PRESS ROW PHONE: 804-296-5910

2000-01 Schedule

Nov. 17 LONG ISLAND
Nov. 20 COASTAL CAROLINA
Nov. 24 at Virginia Tech
Nov. 29 PURDUE
Dec. 4 at VMI
Dec. 6 OHIO UNIVERSITY
Dec. 19 vs. Tennessee (Jimmy V Classic)
Dec. 23 MD.-BALTIMORE COUNTY
Dec. 28 BUCKNELL
Dec. 30 at Dartmouth College
Jan. 2 at Wake Forest
Jan. 6 NCSU
Jan. 9 GEORGIA TECH
Jan. 13 at Duke
Jan. 16 FLORIDA STATE
Jan. 20 MISSOURI
Jan. 24 at North Carolina
Jan. 27 at Clemson
Jan. 31 MARYLAND
Feb. 3 WAKE FOREST
Feb. 7 at NCSU
Feb. 11 at Georgia Tech
Feb. 14 DUKE
Feb. 17 at Florida State
Feb. 25 NORTH CAROLINA
Feb. 28 CLEMSON
Mar. 3 at Maryland
Mar. 8-11 ACC Tournament

1999-00 Results

97-66 W ELON COLLEGE
98-57 W VMI
73-71 L vs. South Carolina
80-64 W vs. Providence
70-64 W vs. Arizona State
74-62 L at Minnesota
85-63 L at St. John's
98-67 W LOYOLA COLLEGE
102-56 W at Hampton
69-65 W at Richmond
94-74 W BELMONT
89-50 W DARTMOUTH
109-100 L DUKE (OT)
83-65 W GEORGIA TECH
65-62 L at N.C. State
98-91 W at Clemson
87-85 W NORTH CAROLINA
71-66 W vs. Virginia Tech (OT)
86-81 W FLORIDA STATE
76-67 W at Wake Forest
91-79 L at Maryland
106-86 L at Duke
68-47 L at Georgia Tech
88-82 W N.C. STATE
76-62 W CLEMSON
90-76 W at North Carolina
71-64 L at Florida State
80-75 L WAKE FOREST
89-87 W MARYLAND (OT)
76-65 L vs. N.C. State
115-111 L GEORGETOWN (3 OT)

Liberty



Tuesday, Nov. 28, 2000
Blacksburg, Va.

General Information

LOCATION: Lynchburg, Va. 24052
ENROLLMENT: 8,500
PRESIDENT: Dr. John M. Borek, Jr. (Ga. State/1974)
ATHLETIC DIRECTOR: Kim Graham (Georgetown, Ky./1977)
NICKNAME: Flames
COLORS: Red, White and Blue
HOME COURT (CAPACITY): Vines Center (9,000)
CONFERENCE: Big South

Coaches/Team

HEAD COACH: Mel Hankinson (Indiana University, Pa./1965)
RECORD AT SCHOOL: 18-37 (2 years)
OVERALL RECORD: 343-313 (23 years)
ASSISTANTS: Chad Hankinson (West Virginia/1994), Ty Nichols (Cal State-San Marcos/1995), Mike Doig
BASKETBALL OFFICE PHONE: 804-582-2337
BEST TIME TO REACH COACH: Through SID
1999-00 RECORD [overall, conference (finish)]: 14-14/4-10 (7th)
LETTERWINNERS RETURNING/LOST: 6/3
STARTERS RETURNING/LOST: 3/2
TOP RETURNING LETTERWINNERS: Kenneth Anaebonam (F/C, Sr.), Beau Wallace (G, Sr.), Maurice Watkins (G, Sr.)
TOP NEWCOMERS: J.R. Nicholas (G, Fr.), James Profit (G, Fr.), Glyn Turner (F, Fr.)



Mel Hankinson



Maurice Watkins

Media Information

SPORTS INFORMATION BASKETBALL CONTACT: Todd Wetmore
OFFICE PHONE: 804-582-2292
FAX PHONE: 804-582-2076
HOME PHONE: 804-237-4524
PRESS ROW PHONE: 804-582-7451

2000-01 Schedule

Nov. 17 TUSCULUM
Nov. 21 BOSTON UNIVERSITY
Nov. 25 at James Madison
Nov. 28 at Virginia Tech
Nov. 30 APPALACHIAN STATE
Dec. 7 NAVY
Dec. 9 MONTREAT
Dec. 16 at Towson
Dec. 21 at Baylor
Dec. 28 VIRGINIA-WISE
Jan. 3 at Albany
Jan. 6 at Air Force
Jan. 10 at Elon
Jan. 13 CHARLESTON SOUTHERN
Jan. 15 COASTAL CAROLINA
Jan. 20 at Winthrop
Jan. 23 UNC ASHEVILLE
Jan. 27 RADFORD
Jan. 31 at High Point
Feb. 3 at Coastal Carolina
Feb. 5 at Charleston Southern
Feb. 10 WINTHROP
Feb. 14 at UNC Asheville
Feb. 17 HIGH POINT
Feb. 22 ELON
Feb. 24 at Radford
March 1-3 Big South Tournament

1999-00 Results

91-68 W VIRGINIA-WISE
69-54 W TUSCULUM
79-70 W JAMES MADISON
82-74 W TOWSON (OT)
59-75 L ALBANY
64-61 W at Richmond (2 OT)
62-61 W at Virginia Tech
67-40 W EAST STROUDSBURG
50-85 L at North Carolina State
82-51 W COVENANT
53-79 L at Navy
67-55 W at Yale
60-59 W at Boston University
70-62 W UNC ASHEVILLE
71-73 L WINTHROP
71-83 L at Coastal Carolina
58-60 L at Charleston Southern
66-85 L at Radford
88-63 W HIGH POINT
63-80 L at Winthrop
68-82 L at UNC Asheville
76-60 W CHARLESTON SOUTHERN
58-52 W COASTAL CAROLINA
76-60 W at High Point
78-83 L at Elon College
62-68 L RADFORD
63-77 L at UNC Asheville



Fairfield



Friday, Dec. 1, 2000
Carrier Classic, Syracuse, N.Y.

General Information

LOCATION: Fairfield, Conn. 06430
ENROLLMENT: 3,000
PRESIDENT: Rev. Aloysius P. Kelly, S.J.
ATHLETICS DIRECTOR: Eugene P. Doris
NICKNAME: Stags
COLORS: Cardinal Red & White
HOME COURT (CAPACITY): Alumni Hall (2,479)
CONFERENCE: Metro Atlantic



Tim O'Toole



Jermaine Clark

Coaches/Team

HEAD COACH: Tim O'Toole
RECORD AT SCHOOL: 26-30 (2 years)
OVERALL RECORD: 26-30 (2 years)
ASSISTANTS: Al Eford (UMass/1978), Jerry Hobbie (Fordham/1985), Matt Roe (Maryland/1991)
BASKETBALL OFFICE PHONE: 203-254-4000, x2209
BEST TIME TO REACH COACH: Weekdays, 11 a.m.-1 p.m.
1999-00 RECORD [overall, conference (finish)]: 14-15/11-7 (3rd)
LETTERWINNERS RETURNING/LOST: 12/3
STARTERS RETURNING/LOST: 4/1
TOP RETURNING LETTERWINNERS: Jermaine Clark (G, Jr.), Jeremy Logan (F, So.), Sam Spann (F, Jr.), Chris Rivers (F, Sr.)
TOP NEWCOMERS: Dan Galvanoni (G, Jr.), Rob Thomson (C, Fr.), Keith Urgo (Jr.)

Media Information

SPORTS INFORMATION BASKETBALL CONTACT: Jack Jones
OFFICE PHONE: 203-254-4116
FAX PHONE: 203-254-4117
HOME PHONE: 860-347-9046
PRESS ROW PHONE: 203-254-4000, x2250

2000-01 Schedule

Nov. 18 at Rhode Island
Dec. 1-2 at Carrier Classic:
Dec. 1 vs. Virginia Tech
Dec. 2 vs. Syracuse/Akron
Dec. 6 IONA
Dec. 10 at Loyola
Dec. 12 at St. Francis (N.Y.)
Dec. 22 at Connecticut
Dec. 28 at Northern Illinois
Dec. 30 at De Paul
Jan. 3 NIAGARA
Jan. 5 at Iona
Jan. 10 at Niagara
Jan. 12 RIDER
Jan. 15 MARIST
Jan. 20 GEORGE MASON
Jan. 22 at Manhattan
Jan. 28 at Siena
Jan. 30 MANHATTAN
Feb. 2 at Canisius
Feb. 4 at Marist
Feb. 10 ST. PETER'S
Feb. 12 CANISIUS
Feb. 16 SIENA
Feb. 18 at Rider
Feb. 22 at St. Peter's
Feb. 25 LOYOLA

1999-00 Results

71-97 L at Kansas
68-92 L at UNLV
57-76 L at UCLA
68-80 L at Fordham
97-81 W IONA
86-89 L at Canisius
85-82 W at Central Connecticut St.
60-84 L at Connecticut
75-63 W NORTHERN ILLINOIS
89-92 L EAST CAROLINA
78-72 W at Marist
83-88 L at Siena
73-62 W at St. Peter's
79-60 W LOYOLA COLLEGE
69-57 W CANISIUS
85-78 W NIAGARA
93-100 L at Manhattan
73-90 L at Iona
79-76 W ST. PETER'S
74-71 W at Rider
61-77 L at George Mason
81-84 L MARIST
74-77 L at Niagara
72-55 W at Loyola College
85-77 W MANHATTAN
84-88 L at Siena
84-70 W RIDER
67-50 W vs. Manhattan
72-76 L vs. Iona

Akron



Saturday, Dec. 2, 2000
Possible opponent, Carrier Classic

General Information

LOCATION: Akron, Ohio 44325
ENROLLMENT: 23,264
PRESIDENT: Dr. Luis M. Proenza
ATHLETICS DIRECTOR: Michael Thomas
NICKNAME: Zips
COLORS: Blue and Gold
HOME COURT (CAPACITY): James A. Rhodes Arena (5,942)
CONFERENCE: Mid-American



Dan Hipsher



Andy Hipsher

Coaches/Team

HEAD COACH: Dan Hipsher
RECORD AT SCHOOL: 63-71 (5 years)
OVERALL RECORD: 189-116 (11 years)
ASSISTANTS: John Pigatti (Dayton/1985), Brian Donohoe (Dayton/1992), Pat Knight (Indiana/1995)
BASKETBALL OFFICE PHONE: 330-972-7678
BEST TIME TO REACH COACH: Mornings
1999-00 RECORD [overall, conference (finish)]: 17-11/11-7 (Tie 3rd)
LETTERWINNERS RETURNING/LOST: 7/7
STARTERS RETURNING/LOST: 1/4
TOP RETURNING LETTERWINNERS: Bruce Weinkein (C, Sr.), Andy Hipsher (F/G, So.), Marco Morgan (C, Jr.), David Falknor (F, Jr.)
TOP NEWCOMERS: Rashon Brown (G, Jr., eligible 2nd semester), Emmanuel Smith (G, So., sat out 99-00), Byron Thompson (F, r-Fr.)

Media Information

SPORTS INFORMATION BASKETBALL CONTACT: Josh Sutter
OFFICE PHONE: 330-972-6106
FAX PHONE: 330-374-8844
HOME PHONE: 330-342-5852
PRESS ROW PHONE: 330-374-8771

2000-01 Schedule

Nov. 25 at Oakland
Dec. 1-2 at Carrier Classic:
Dec. 1 at Syracuse
Dec. 2 vs. Fairfield/Virginia Tech
Dec. 6 RHODE ISLAND
Dec. 9 Arby's Hardwood Classic:
vs. Alabama
Dec. 16 at Western Kentucky
Dec. 21 CLEVELAND STATE
Dec. 23 WYOMING
Dec. 27 PURDUE
Jan. 3 at Buffalo
Jan. 6 at Kent
Jan. 9 WESTERN MICHIGAN
Jan. 13 at Marshall
Jan. 17 BOWLING GREEN
Jan. 20 at Ohio
Jan. 24 at Miami
Jan. 27 EASTERN MICHIGAN
Jan. 31 at Central Michigan
Feb. 3 BUFFALO
Feb. 5 at Northern Illinois
Feb. 7 TOLEDO
Feb. 14 OHIO
Feb. 17 MIAMI
Feb. 21 at Western Michigan
Feb. 24 at Bowling Green
Feb. 28 BALL STATE
Mar. 3 KENT

1999-00 Results

105-45 W SLIPPERY ROCK
68-84 L at Wyoming
89-79 W ILLINOIS STATE
75-62 W WESTERN KENTUCKY
66-75 L at Purdue
79-72 W at Cleveland State
79-56 W NORTHERN ILLINOIS
64-62 W at Rhode Island
89-67 W BUFFALO
74-76 L at Florida International
97-72 W OAKLAND
73-62 W WESTERN MICHIGAN
92-78 W MARSHALL
82-79 W at Toledo
62-60 W at Ohio
48-55 L MIAMI
89-81 W at Eastern Michigan (OT)
69-64 W KENT
83-84 L at Buffalo
77-88 L at Bowling Green
69-55 W CENTRAL MICHIGAN
89-83 W at Western Michigan
60-71 L at Miami
81-79 W OHIO (OT)
68-89 L at Ball State
54-83 L at Kent
72-73 L BOWLING GREEN
73-75 L vs. Central Michigan



Syracuse



Saturday, Dec. 2, 2000
Possible opponent, Carrier Classic

General Information

LOCATION: Syracuse, N.Y. 13244
ENROLLMENT: 10,700
CHANCELLOR: Kenneth Shaw
ATHLETIC DIRECTOR: Jake Crouthamel
NICKNAME: Orangemen
COLOR: Orange
HOME COURT (CAPACITY): Carrier Dome (33,000)
CONFERENCE: The BIG EAST



Jim Boeheim



Damone Brown

Coaches/Team

HEAD COACH: Jim Boeheim
RECORD AT SCHOOL: 575-199 (24 years)
OVERALL RECORD: 575-199 (24 years)
ASSOCIATE HEAD COACH: Bernie Fine (SU/1967)
ASSISTANTS: Mike Hopkins (SU/1993), Troy Weaver
BASKETBALL OFFICE PHONE: 315-443-2082
BEST TIME TO REACH COACH: 10 a.m.-2 p.m.
1999-00 RECORD [overall, conference (finish)]:
26-6/13-3 (Tie 1st)
LETTERWINNERS RETURNING/LOST: 7/4
STARTERS RETURNING/LOST: 1/4
TOP RETURNING LETTERWINNERS: Damone Brown (F, Sr.), Billy Celuck (C, Sr.), Kueth Duany (G/F, So.), Allen Griffin (G, Sr.), Jeremy McNeil (F, r-Fr.), Preston Shumpert (G, Jr.), DeShaun Williams (G, So.)
TOP NEWCOMERS: Ethan Cole (F, Jr.), Greg Davis (F, Fr.), James Thues (G, Fr.)

Media Information

SPORTS INFORMATION BASKETBALL CONTACT: Pete Moore
OFFICE PHONE: 315-443-2608
FAX PHONE: 315-443-2076
HOME PHONE: 315-449-0745
PRESS ROW PHONE: 315-443-4241

2000-01 Schedule

Nov. 19 ST. FRANCIS
Nov. 23-25 Great Alaska Shootout:
Nov. 23 vs. DePaul
Nov. 24 vs. FSU/OSU
Nov. 25 vs. TBA
Nov. 28 COLGATE
Dec. 1-2 Carrier Classic:
Dec. 1 vs. Akron
Dec. 2 vs. Fairfield/Virginia Tech
Dec. 5 ALBANY
Dec. 16 WISCONSIN-GREEN BAY
Dec. 22 TENNESSEE
Dec. 28 COLUMBIA
Dec. 30 NIAGARA
Jan. 2 NOTRE DAME
Jan. 6 at Pittsburgh
Jan. 9 at Rutgers
Jan. 13 WEST VIRGINIA
Jan. 21 at Seton Hall
Jan. 23 at Notre Dame
Jan. 27 RUTGERS
Jan. 29 GEORGETOWN
Feb. 3 at NCSU
Feb. 7 at Boston College
Feb. 10 SETON HALL
Feb. 13 MIAMI
Feb. 17 at West Virginia
Feb. 19 CONNECTICUT
Feb. 24 at Georgetown
Feb. 27 PITTSBURGH
Mar. 4 at St. John's

1999-00 Results

60-43 W PRINCETON
68-49 W WISCONSIN
105-79 W FLORIDA ATLANTIC
83-49 W COLGATE
74-60 W RICHMOND
82-60 W St. JOSEPH'S
86-46 W ALBANY
68-52 W LA SALLE
90-69 W HARTFORD
93-74 W RUTGERS
67-55 W at Miami
76-63 W at West Virginia
77-74 W at South Carolina (OT)
80-57 W NOTRE DAME
82-72 W at Pittsburgh
88-74 W CONNECTICUT
73-65 W at Boston College
63-57 W ST. JOHN'S
74-58 W at Providence
67-69 L SETON HALL
69-82 L at Louisville
71-67 W UCLA
83-62 W PITTSBURGH
75-76 L at St. John's
91-63 W VILLANOVA
67-52 W GEORGETOWN
73-71 W at Notre Dame
54-69 L at Connecticut
72-76 L vs. Georgetown
79-65 W vs. Samford
52-50 W vs. Kentucky
58-75 L vs. Michigan State

Elon



Wednesday, Dec. 6, 2000
Blacksburg, Va.

General Information

LOCATION: Elon College, N.C. 27244
ENROLLMENT: 4,000
PRESIDENT: Dr. Leo Lambert
ATHLETICS DIRECTOR: Dr. Alan White
NICKNAME: Phoenix
COLORS: Maroon and Gold
HOME COURT (CAPACITY): Koury Center (2,000)
CONFERENCE: Big South



Mark Simons



Brendan Rowell

Coaches/Team

HEAD COACH: Mark Simons (Aquinas, 1972)
RECORD AT SCHOOL: 75-118 (7 years)
OVERALL RECORD: 170-220 (14 years)
ASSISTANTS: James Johnson (Ferrum/1993), Eric Richardson (Milligan/1997)
BASKETBALL OFFICE PHONE: 336-278-6730
BEST TIME TO REACH COACH: Mornings
1999-00 RECORD [overall, conference (finish)]:
13-15/ 7-7
LETTERWINNERS RETURNING/LOST: 8/6
STARTERS RETURNING/LOST: 2/3
TOP RETURNING LETTERWINNERS: Brendon Rowell (G, Jr.), Dennis Gaskins (G, Sr.)
TOP NEWCOMERS: Gary Marsh (F, Fr.), Cameron Kirby (F, Fr.), Matt Backs (F, Fr.)

Media Information

SPORTS INFORMATION BASKETBALL CONTACT: Matt Eviston
OFFICE PHONE: 336-278-6711
FAX PHONE: 336-278-6768
HOME PHONE: 336-585-1175
PRESS ROW PHONE: 336-278-6749

2000-01 Schedule

Nov. 18 at Stetson
Nov. 21 at BYU
Nov. 24-26 at University of Hawaii
Tournament
Nov. 30 CAMPBELL UNIVERSITY
Dec. 2 DAVIDSON COLLEGE
Dec. 4 AVERETT
Dec. 6 at Virginia Tech
Dec. 8 at N.C. A&T
Dec. 16 at University of Evansville
Dec. 18 at Indiana State
Dec. 28 at Brown University
Dec. 30 at SUNY Stony Brook
Jan. 4 REINHARDT
Jan. 6 ALBANY
Jan. 10 LIBERTY
Jan. 13 UNC ASHEVILLE
Jan. 17 WINTHROP
Jan. 20 at Coastal Carolina
Jan. 22 at Charleston Southern
Jan. 27 HIGH POINT
Jan. 31 at Radford
Feb. 3 at UNC-Asheville
Feb. 7 at Winthrop
Feb. 10 CHARLESTON SOUTHERN
Feb. 12 COASTAL CAROLINA
Feb. 17 RADFORD
Feb. 22 at Liberty
Feb. 24 at High Point

1999-00 Results

66-97 L at Virginia
56-95 L at Tennessee
90-68 W Bridgewater
69-73 L at Albany
66-77 L at UNC Greensboro
85-73 W N.C. A&T
59-56 W at Campbell
75-70 W Davidson
78-89 L at Rutgers
71-97 L at Notre Dame
56-80 L at DePaul
100-64 W Southern Virginia
98-53 W Greensboro
60-61 L Stoney Brook
78-74 W at Liberty
75-73 W Coastal Carolina
76-67 W Charleston Southern
76-88 L at UNC Asheville
60-77 L at High Point
90-77 W Radford
90-89 L at Charleston Southern (OT)
49-57 L at Coastal Carolina
76-63 W UNC Asheville
68-82 L Winthrop
82-87 L at Winthrop
67-75 L at Radford
83-78 W Liberty
88-79 W High Point



East Tenn. State

Monday, Dec. 18, 2000
Blacksburg, Va.




General Information

LOCATION: Johnson City, Tenn. 37614
ENROLLMENT: 11,929
PRESIDENT: Dr. Paul Stanton, Jr. (Emory/1965)
ATHLETICS DIRECTOR: Todd Stansbury (Georgia Tech/1984)
NICKNAME: Buccaneers
COLORS: Navy Blue and Old Gold
HOME COURT (CAPACITY): Memorial Center (13,000)
CONFERENCE: Southern Conference



Ed DeChellis



D.J. McDuffie

Coaches/Team

HEAD COACH: Ed DeChellis (Penn State/1982)
RECORD AT SCHOOL: 49-62 (4 years)
OVERALL RECORD: 49-62 (4 years)
ASSISTANTS: Tom Conrad, Hilliary Scott, Scott Wagers
BASKETBALL OFFICE PHONE: 423-439-4207
BEST TIME TO REACH COACH: Through SID 1999-00 RECORD [overall, conference (finish)]: 14-15/8-8 (4th, North Division)
LETTERWINNERS RETURNING/LOST: 7/5
STARTERS RETURNING/LOST: 4/1
TOP RETURNING LETTERWINNERS: Cliff Decoster (G, Jr.), Dimeco Childress (G, Jr.), D.J. McDuffie (G, Sr.), Adrian Meeks (F, Sr.)
TOP NEWCOMERS: Tim Boyd (F, Fr.), Ryan Carson (G, Fr.), Jerald Fields (F, Fr.), Sam Oatman (G, Fr.), Cory Seels (C/F, Fr.), Zakee Wadood (F, Fr.)

Media Information

SPORTS INFORMATION BASKETBALL CONTACT: Simon Gray
OFFICE PHONE: 423-439-4220
FAX PHONE: 423-439-6138
HOME PHONE: 423-232-7671
PRESS ROW PHONE: 423-439-5329

2000-01 Schedule

Nov. 17 LYNCHBURG
Nov. 19 at Tennessee
Nov. 22 VIRGINIA COMMONWEALTH
Nov. 24 at Vanderbilt
Nov. 28 UNC ASHEVILLE
Dec. 2 at Morehead State
Dec. 5 WARREN WILSON
Dec. 8 at Radford
Dec. 18 at Virginia Tech
Dec. 21 FERRUM COLLEGE
Dec. 30 at James Madison
Jan. 2 at Chattanooga
Jan. 6 THE CITADEL
Jan. 8 at Davidson
Jan. 13 at Western Carolina
Jan. 15 APPALACHIAN STATE
Jan. 20 FURMAN
Jan. 22 at Virginia Military
Jan. 27 at Appalachian State
Jan. 29 at UNC Greensboro
Feb. 3 WESTERN CAROLINA
Feb. 5 COLLEGE OF CHARLESTON
Feb. 10 at Georgia Southern
Feb. 13 UNC GREENSBORO
Feb. 17 DAVIDSON
Feb. 19 VIRGINIA MILITARY
Feb. 24 at Wofford
Mar. 1-4 Southern Conference Tournament

1999-00 Results

47-77 L at Clemson
73-54 W LYNCHBURG COLLEGE
68-88 L at James Madison
55-70 L at Vanderbilt
68-53 W VIRGINIA TECH
55-80 L at Xavier
88-80 W at Belmont
66-68 L JAMES MADISON (OT)
63-67 L at UNC Asheville
99-71 W MONTREAT COLLEGE
84-77 W MOREHEAD STATE (OT)
53-70 L at College of Charleston
58-63 L CHATTANOOGA
64-85 L at Appalachian State
76-89 L APPALACHIAN STATE
60-58 W at UNC Greensboro
92-84 W at Western Carolina
60-62 L DAVIDSON COLLEGE
75-64 W at VMI
68-58 W WESTERN CAROLINA
72-71 W GEORGIA SOUTHERN
60-87 L at Davidson
72-60 W VMI
65-53 W at The Citadel
78-81 L UNC GREENSBORO
73-80 L at Furman
75-71 W WOFFORD COLLEGE
85-71 W vs. The Citadel
51-65 L vs. College of Charleston


Mount St. Mary's

Wednesday, Dec. 20, 2000
Blacksburg, Va.




General Information

LOCATION: Emmitsburg, Md. 21727
ENROLLMENT: 1,400
PRESIDENT: George R. Houston, Jr. (Georgetown/1961)
ATHLETICS DIRECTOR: Dr. Harold P. Menninger (Maryland/1963)
NICKNAME: Mountaineers, The Mount
COLORS: Blue and White
HOME COURT (CAPACITY): Knott Arena (3,196)
CONFERENCE: Northeast



Jim Phelan



Aaron Herbert

Coaches/Team

HEAD COACH: Jim Phelan (La Salle/1951)
RECORD AT SCHOOL: 809-463 (46 years)
OVERALL RECORD: 809-463 (46 years)
ASSISTANTS: Don Anderson (Franklin and Marshall/1982), Lamont Franklin (NC Wilmington/1997), Jack McLatchy (Cheyney/1960)
BASKETBALL OFFICE PHONE: 301-447-5296
BEST TIME TO REACH COACH: Weekdays
1999-00 RECORD [overall, conference (finish)]: 9-20/7-11 (7th)
LETTERWINNERS RETURNING/LOST: 9/5
STARTERS RETURNING/LOST: 1/4
TOP RETURNING LETTERWINNERS: Aaron Herbert (G, Sr.), Jerry Lloyd (G, Jr.), Michael Cook (C, Sr.), Angel Rivera (F, So.)
TOP NEWCOMERS: Donté Alexander (G, Fr.), Jamion Christian (G, Fr.), Keith Price (G/F, Fr.)

Media Information

SPORTS INFORMATION BASKETBALL CONTACTS: Eric Kloiber and Cesar Mesa
OFFICE PHONE: 301-447-5384
FAX PHONE: 301-447-5300
HOME PHONE: 301-695-1068 and 301-668-0655
PRESS ROW PHONE: 301-447-3286

2000-01 Schedule

Nov. 21 at Manhattan
Nov. 25 at Columbia
Nov. 30 ROBERT MORRIS
Dec. 2 ST. FRANCIS (Pa.)
Dec. 7 at Central Conn. State
Dec. 9 at Quinnipiac
Dec. 16 at Loyola
Dec. 18 EAST CAROLINA
Dec. 20 VIRGINIA TECH
Dec. 30 at Marshall
Jan. 3 at Bucknell
Jan. 6 LONG ISLAND
Jan. 8 ST. FRANCIS (N.Y.)
Jan. 13 at UMBC
Jan. 15 at Wagner College
Jan. 20 SACRED HEART
Jan. 22 WAGNER
Jan. 27 at Robert Morris
Jan. 29 at St. Francis (Pa.)
Feb. 1 CENTRAL CONN. STATE
Feb. 3 QUINNIPIAC
Feb. 8 at St. Francis (N.Y.)
Feb. 10 at Long Island
Feb. 15 MONMOUTH
Feb. 17 UMBC
Feb. 22 at Fairleigh Dickinson
Feb. 24 at Monmouth
Mar. 3-5 at Northeast Conference Tournament

1999-00 Results

64-73 L at La Salle
51-73 L at Dayton
55-82 L at Butler
66-68 L BUCKNELL
69-83 L at Wyoming
77-60 W LOYOLA
41-94 L vs. Oklahoma
48-68 L vs. Valparaiso
49-72 L at East Carolina
63-58 W at Monmouth
50-63 L at Fairleigh Dickinson
64-71 L ST. FRANCIS (Pa.)
74-69 W ROBERT MORRIS
77-73 W UMBC
99-109 L WAGNER
77-69 W SACRED HEART
58-73 L at Robert Morris
66-84 L at St. Francis (Pa.)
61-73 L at Central Conn. State
57-69 L at Quinnipiac
69-80 L ST. FRANCIS (N.Y.)
61-81 L LONG ISLAND
53-49 W at UMBC
91-75 W at Sacred Heart
79-93 L at Wagner
64-56 W MONMOUTH
66-73 L FAIRLEIGH DICKINSON
73-68 W vs. Fairleigh Dickinson
61-80 L vs. Robert Morris



Chattanooga

Saturday, Dec. 23, 2000
Blacksburg, Va.



General Information


LOCATION: Chattanooga, Tenn. 37403
ENROLLMENT: 8,682
CHANCELLOR: Dr. Bill W. Stacy
ATHLETICS DIRECTOR: Oval Jaynes
NICKNAME: Mocs
COLORS: Navy, Old Gold and Silver
HOME COURT (CAPACITY): The McKenzie Arena (11,218)
CONFERENCE: Southern



Henry Dickerson

Coaches/Team

HEAD COACH: Henry Dickerson (Morris Harvey/1973)
RECORD AT SCHOOL: 39-46 (3 years)
OVERALL RECORD: 39-46 (3 years)
ASSISTANTS: John Gibson (UTC/1988), Jon Goddard (UTC/1990), L.J. Kilby (Lincoln Memorial/1975)
BASKETBALL OFFICE PHONE: 423-755-4592
BEST TIME TO REACH COACH: 9-11 a.m.
1999-00 RECORD [overall, conference (finish)]: 10-19/6-10 (4th, South Division)
LETTERWINNERS RETURNING/LOST: 6/5
STARTERS RETURNING/LOST: 2/3
TOP RETURNING LETTERWINNERS: Idris Harper (G, Sr.), Oliver Morton (C, Sr.)
TOP NEWCOMERS: Neil Ashby (F, Jr.), Chris Bishop (F, Fr.), Clyde McCully (G, Jr.), Carl "Dusty" Pullian (F, Jr.), Bryan Richardson (G, Fr.), Michael Townsend (F, Jr.), Jamal Ward (F, Jr.), Toot Young (G, Jr.)



Oliver Morton

Media Information

SPORTS INFORMATION BASKETBALL CONTACT: Jeff Romero
OFFICE PHONE: 423-755-4618
FAX PHONE: 423-755-4610
HOME PHONE: 423-517-8917
PRESS ROW PHONE: 423-756-5476

2000-01 Schedule

Nov. 17 at Tennessee
Nov. 20 COLLEGE OF CHARLESTON
Nov. 25 TENNESSEE TECH
Nov. 28 TENNESSEE WESLEYAN
Dec. 1-2 at Gazette Hawkeye Challenge
Dec. 13 at UAB
Dec. 18 PIKEVILLE COLLEGE
Dec. 23 VIRGINIA TECH
Dec. 29-30 DR PEPPER CLASSIC
Jan. 2 EAST TENNESSEE STATE
Jan. 6 APPALACHIAN STATE
Jan. 8 at Georgia Southern
Jan. 11 at Tennessee Tech
Jan. 13 WOFFORD
Jan. 15 DAVIDSON
Jan. 20 at UNC Greensboro
Jan. 22 FURMAN
Jan. 27 at The Citadel
Feb. 3 at VMI
Feb. 5 at Furman
Feb. 10 THE CITADEL
Feb. 13 at Wofford
Feb. 17 at Western Carolina
Feb. 19 at College of Charleston
Feb. 24 GEORGIA SOUTHERN
Mar. 2-5 Southern Conference Tournament

1999-00 Results

64-77 L at Old Dominion
80-86 L vs. Alcorn State
68-78 L vs. Sam Houston State
78-67 W BELMONT ABBEY
61-72 L at Michigan
69-73 L SOUTHERN TECH
51-75 L vs. Alabama
66-67 L SMU (OT)
68-65 W ST. JOSEPH'S
70-56 W RADFORD
58-62 L YOUNGSTOWN STATE
68-75 L WESTERN CAROLINA
63-58 W at East Tennessee State
84-73 W VMI
72-63 W FURMAN
68-59 W at The Citadel
68-71 L at Wofford
59-62 L GEORGIA SOUTHERN
93-90 L at Appalachian State (OT)
70-48 W COLL. OF CHARLESTON
67-60 L at Furman
96-92 L at Georgia Southern
70-74 L UNC GREENSBORO
78-104 L at Davidson
69-51 W WOFFORD
61-63 L THE CITADEL
57-84 L at Coll. of Charleston
90-75 W vs. Western Carolina
66-88 L vs. Appalachian State

High Point

Saturday, Dec. 30, 2000
Blacksburg, Va.



General Information

LOCATION: High Point, N.C. 27262
ENROLLMENT: 3,100
PRESIDENT: Dr. Jacob C. Martinson
ATHLETICS DIRECTOR: Dr. Woody Gibson
NICKNAME: Panthers
COLORS: Purple and White
HOME COURT (CAPACITY): Millis Athletic Center (2,565)
CONFERENCE: Big South



Jerry Steele

Coaches/Team

HEAD COACH: Jerry Steele (Wake Forest/1961)
RECORD AT SCHOOL: 444-365 (28 years)
OVERALL RECORD: 595-539 (36 years)
ASSISTANTS: Brett Reed (Eckerd College/1995)
BASKETBALL OFFICE PHONE: 336-841-9275
BEST TIME TO REACH COACH: Weekdays
1999-00 RECORD [overall, conference (finish)]: 11-17/5-9 (6th)
LETTERWINNERS RETURNING/LOST: 7/4
STARTERS RETURNING/LOST: 3/2
TOP RETURNING LETTERWINNERS: Mantas Ignatavicius (G, Jr.), Dustin Van Weerdhuiszen (G/F, So.)
TOP NEWCOMERS: Doug Alves (G, Jr.)



Mantas Ignatavicius

Media Information

SPORTS INFORMATION BASKETBALL CONTACT: Joe Cristy
OFFICE PHONE: 336-841-4605
FAX PHONE: 336-841-9182
HOME PHONE: 336-882-3183
PRESS ROW PHONE: 336-841-4638

2000-01 Schedule

Nov. 17 at William and Mary
Nov. 19 WARREN WILSON
Nov. 21 at Brown University
Nov. 25 GEORGIA SOUTHERN
Nov. 28 CAMPBELL UNIVERSITY
Dec. 2 BLUEFIELD COLLEGE
Dec. 4 RADFORD UNIVERSITY
Dec. 7 at West Virginia University
Dec. 9 JACKSONVILLE
Dec. 16 at Wright State University
Dec. 18 at Eastern Kentucky
Dec. 27 at University of Kentucky
Dec. 30 at Virginia Tech
Jan. 3 LEES-McRAE COLLEGE
Jan. 10 at UNC Wilmington
Jan. 13 WINTHROP UNIVERSITY
Jan. 17 UNC ASHEVILLE
Jan. 20 at Charleston Southern
Jan. 22 at Coastal Carolina
Jan. 27 at Elon College
Jan. 31 LIBERTY UNIVERSITY
Feb. 3 at Winthrop University
Feb. 7 at UNC Asheville
Feb. 10 COASTAL CAROLINA
Feb. 12 CHARLESTON SOUTHERN
Feb. 17 at Liberty University
Feb. 21 at Radford University
Feb. 24 ELON COLLEGE

1999-00 Results

103-62 W LEES-McRAE
62-85 L vs. La Salle
63-56 W vs. Centenary (OT)
90-66 W at Campbell
83-58 W LONGWOOD
75-58 W ERSKINE
35-79 L at Wake Forest
60-109 L at Florida
86-101 L at Jacksonville
62-60 W YALE
63-74 L at San Diego State
53-72 L at UNLV
65-96 L at Fresno State
69-74 L at UC Irvine
79-61 W CHARLESTON SOUTHERN
68-73 L COASTAL CAROLINA
57-75 L at Winthrop
60-58 W UNC ASHEVILLE
74-96 L at Radford
77-60 W ELON
63-88 L at Liberty
67-75 L at Coastal Carolina
56-54 W at Charleston Southern
55-60 L WINTHROP
74-65 W LIBERTY
57-72 L at UNC Asheville
65-74 L RADFORD
79-88 L at Elon



St. John's



Wednesday, Jan. 3, 2001
Jamaica, N.Y.
Saturday, Jan. 27, 2001
Blacksburg, Va.

General Information


LOCATION: Jamaica, N.Y.
ENROLLMENT: 17,525
PRESIDENT: Fr. Donald Harrington, C.M.
ATHLETICS DIRECTOR: Edward Manetta, Jr.
NICKNAME: Red Storm
COLORS: Red and White
HOME COURT (CAPACITY): Alumni Hall (6,008),
Madison Square Garden (19,876)
CONFERENCE: The BIG EAST



Mike Jarvis

Coaches/Team

HEAD COACH: Mike Jarvis (Northeastern/1968)
RECORD AT SCHOOL: 53-17 (2 years)
OVERALL RECORD: 306-158 (15 years)
ASSISTANTS: Mike Jarvis II (Boston U./1992), Kevin Clark (Clark/1981), Dermon Player
BASKETBALL OFFICE PHONE: 718-990-6225
BEST TIME TO REACH COACH: Contact SID
1999-00 RECORD [overall, conference (finish)]:
25-8/12-4 (3rd)
LETTERWINNERS RETURNING/LOST: 3/4
STARTERS RETURNING/LOST: 2/3
TOP RETURNING LETTERWINNERS: Donald Emanuel (F, Jr.), Reggie Jessie (G/F, Sr.), Anthony Glover (F, Jr.)
TOP NEWCOMERS: Omar Cook (G, Fr.), Mohamed Diakite (C, Fr.), Abe Keita (C, So.)



Reggie Jessie

Media Information

SPORTS INFORMATION BASKETBALL CONTACT: Dominic Scianna
OFFICE PHONE: 718-990-6367
FAX PHONE: 718-969-8468
HOME PHONE: 718-224-1174
PRESS ROW PHONE: 718-990-5713
(Alumni Hall), 212-465-6065 (MSG)

2000-01 Schedule

Nov. 18 STONY BROOK
Nov. 25 NIAGARA
Dec. 2 BB&T Classic: vs. GW
Dec. 3 BB&T Classic:
vs. Maryland or Michigan
Dec. 9 at Fordham
Dec. 13 at Ohio State
Dec. 16 HOFSTRA
Dec. 21 MANHATTAN
Dec. 30 SAN FRANCISCO
Jan. 3 VIRGINIA TECH
Jan. 6 at Connecticut
Jan. 10 BOSTON COLLEGE
Jan. 14 at Rutgers
Jan. 20 VILLANOVA
Jan. 22 MIAMI
Jan. 27 at Virginia Tech
Jan. 30 CONNECTICUT
Feb. 3 at Providence
Feb. 5 at Notre Dame
Feb. 10 at Miami
Feb. 14 PROVIDENCE
Feb. 18 DUKE
Feb. 21 GEORGETOWN
Feb. 25 at Villanova
Feb. 28 at Boston College
Mar. 4 SYRACUSE
Mar. 7-10 at AT&T BIG EAST
Conference Tournament

1999-00 Results

60-68 L vs. Samford
70-62 W vs. New Mexico
84-43 W at Stony Brook
75-52 W COPPIN STATE
85-63 W VIRGINIA
88-66 W ST. FRANCIS (N.Y.)
81-66 W at Niagara
65-71 L at DePaul
98-86 W HOFSTRA
95-66 W SACRED HEART
82-58 W PITTSBURGH
86-74 W at West Virginia
75-66 W GEORGETOWN
82-77 W at Connecticut
70-78 L at Seton Hall
64-65 L OHIO STATE
61-57 W RUTGERS
60-73 L at Notre Dame
57-63 L at Syracuse
59-58 W BOSTON COLLEGE
61-46 W at Providence
78-75 W VILLANOVA
73-69 W at Boston College
76-75 W SYRACUSE
79-64 W CONNECTICUT
83-82 W at Duke
66-60 W SETON HALL
70-74 L at Miami (OT)
75-70 W vs. Villanova
58-57 W vs. Miami
80-70 W vs. Conne ticut
61-56 W vs. Northern Arizona
76-82 L vs. Gonzaga

Villanova



Saturday, Jan. 6, 2001
Blacksburg, Va.
Wednesday, Jan 17, 2001
Villanova, Pa.

General Information


LOCATION: Villanova, Pa. 19085
ENROLLMENT: 6,150
PRESIDENT: Rev. Edmund J. Dobbin, O.S.A.
ATHLETICS DIRECTOR: Vince Nicastro
NICKNAME: Wildcats
COLORS: Blue and White
HOME COURT (CAPACITY): Pavilion (6,500),
First Union Center (21,000)
CONFERENCE: The BIG EAST



Steve Lappas

Coaches/Team

HEAD COACH: Steve Lappas (CCNY/1977)
RECORD AT SCHOOL: 156-97 (8 years)
OVERALL RECORD: 212-159 (12 years)
ASSOCIATE HEAD COACH: Steve Pinone (VU/1987)
ASSISTANTS: Joe Jones (SUNY Oswego/1987), Chris Walker (VU/1992)
BASKETBALL OFFICE PHONE: 610-519-4140
BEST TIME TO REACH COACH: Contact SID
1999-00 RECORD [overall, conference (finish)]:
20-13/8-8
LETTERWINNERS RETURNING/LOST: 11/3
STARTERS RETURNING/LOST: 3/2
TOP RETURNING LETTERWINNERS: Jermaine Medley (G, Sr.), Brooks Sales (F Jr.), Gary Buchanan (G, So.), Aaron Matthews (F, So.), Ricky Wright (F, So.), Andrew Sullivan (F, So.)
TOP NEWCOMERS: Michael Bradley (C, Jr.), Andreas Bloch (F, Fr.), Reggie Bryant (G, Fr.), Derrick Snowden (G, Fr.), Jair Veldhuis (F/C, Fr.)



Jermaine Medley

Media Information

SPORTS INFORMATION BASKETBALL CONTACT: Mike Sheridan
OFFICE PHONE: 610-519-4120
FAX PHONE: 610-519-7323
HOME PHONE: 610-924-9042
PRESS ROW PHONE: 610-519-7290

2000-01 Schedule

Nov. 26 TOWSON
Dec. 2 COLUMBIA
Dec. 5 TEMPLE
Dec. 11 at St. Joseph's
Dec. 14 at La Salle
Dec. 22 FAIRLEIGH DICKINSON
Dec. 28 at Georgia
Dec. 30 ST. FRANCIS
Jan. 2 RUTGERS
Jan. 6 at Virginia Tech
Jan. 9 PROVIDENCE
Jan. 13 at UCLA
Jan. 17 VIRGINIA TECH
Jan. 20 at St. John's
Jan. 24 at Connecticut
Jan. 27 BOSTON COLLEGE
Jan. 31 at Providence
Feb. 4 at Boston College
Feb. 6 PENNSYLVANIA
Feb. 10 CONNECTICUT
Feb. 12 at Georgetown
Feb. 17 MIAMI
Feb. 20 at West Virginia
Feb. 25 ST. JOHN'S
Feb. 28 SETON HALL
Mar. 3 at Miami

1999-00 Results

74-70 W LAFAYETTE
62-52 W FAIRLEIGH DICKINSON
51-52 L at Massachusetts
73-61 W PENN STATE
66-69 L at Temple
77-71 W SOUTH CAROLINA ST.
56-79 L vs. Colorado
63-62 W vs. Bradley
70-57 W vs. Wake Forest
64-71 L at Seton Hall
67-65 W at Pennsylvania
80-72 W LA SALLE
67-59 W BOSTON COLLEGE
66-67 L MIAMI
66-57 W at Providence
60-73 L at Rutgers
70-79 L at Pittsburgh
78-75 W GEORGIA
60-74 L CONNECTICUT
2-69 W at Georgetown
86-69 W NOTRE DAME
75-78 L at St. John's
87-77 W WEST VIRGINIA
68-61 W ST. JOSEPH'S
82-70 W RUTGERS
63-91 L at Syracuse
87-74 W SETON HALL
77-72 W PROVIDENCE
67-79 L at Boston College
65-55 W vs. Pittsburgh



Miami



Wednesday, Jan. 10, 2001
Blacksburg, Va.
Tuesday, Feb. 6, 2001
Coral Gables, Fla.

General Information

LOCATION: Coral Gables, Fla. 33146
ENROLLMENT: 13,422
PRESIDENT: Edward T. Foote II
ATHLETICS DIRECTOR: Paul Dee
NICKNAME: Hurricanes
COLORS: Orange, Green and White
HOME COURT (CAPACITY): Miami Arena (15,388)
CONFERENCE: The BIG EAST

Coaches/Team

HEAD COACH: Perry Clark (Gettysburg/1974)
RECORD AT SCHOOL: First season
OVERALL RECORD: 185-145 (11 seasons)
ASSISTANTS: Dwight Freeman (Western State/1982),
Greg Gary (Tulane/1992), Brock Kantrow (LSU
Shreveport/1992)
BASKETBALL OFFICE PHONE: 305-284-3821
BEST TIME TO REACH COACH: Contact SID
1999-00 RECORD [overall, conference (finish)]:
23-11/13-3 (1st)
LETTERWINNERS RETURNING/LOST: 8/3
STARTERS RETURNING/LOST: 2/3
TOP RETURNING LETTERWINNERS: Elton Tyler (F, Sr., 2nd semester),
John Salmons (G/F, Jr.)
TOP NEWCOMERS: Marcus Barnes (G, Fr.), Rodrigue Djahue (F, Fr.), Joe
Gordon (G, Jr.), Reo Logan (F/C, Fr.), Darius Rice (F, Fr.)



Perry Clark



Dwayne Wimbley

Media Information

SPORTS INFORMATION BASKETBALL CONTACT: Samuel Henderson
OFFICE PHONE: 305-284-3244
FAX PHONE: 305-284-2807
HOME PHONE: 305-412-8364
PRESS ROW PHONE: TBA

2000-01 Schedule

Nov. 18 at Florida Atlantic
Nov. 21 COLUMBIA
Nov. 25 NORTHEASTERN
Nov. 28 at Charlotte
Dec. 4 at North Carolina
Dec. 9 CENTRAL FLORIDA
Dec. 16 Orange Bowl Classic:
vs. Nebraska
Dec. 18 EASTERN ILLINOIS
Dec. 21 MEMPHIS
Dec. 27 LEHIGH
Dec. 29 TENNESSEE-MARTIN
Jan. 3 at Pittsburgh
Jan. 7 BOSTON COLLEGE
Jan. 10 at Virginia Tech
Jan. 13 at Boston College
Jan. 16 at Providence
Jan. 20 CONNECTICUT
Jan. 22 at St. John's
Jan. 28 PROVIDENCE
Feb. 1 SETON HALL
Feb. 6 VIRGINIA TECH
Feb. 10 ST. JOHN'S
Feb. 13 at Syracuse
Feb. 17 at Villanova
Feb. 24 at Connecticut
Feb. 28 WEST VIRGINIA
Mar. 3 VILLANOVA

1999-00 Results

81-54 W at Central Florida
67-46 W MONMOUTH
102-75 W BETHUNE-COOKMAN
72-82 L at Memphis
65-75 L UNC CHARLOTTE
97-61 W HARTFORD
68-78 L North Carolina
60-66 L vs. Louisiana Lafayette
68-64 W vs. Detroit Mercy
78-87 L vs. Illinois State
89-52 W FLORIDA ATLANTIC
80-66 W QUINNIPIAC
66-58 W WEST VIRGINIA
55-67 L SYRACUSE
71-64 W at Seton Hall
61-65 L at Georgetown
67-66 W at Villanova
62-54 W BOSTON COLLEGE
63-49 W at Notre Dame
57-60 L KENTUCKY
64-60 W PITTSBURGH
58-52 W at Rutgers
77-55 W GEORGETOWN
45-47 L PROVIDENCE
63-57 W at Connecticut
68-50 W at West Virginia
55-52 W NOTRE DAME
74-66 W at Pittsburgh
74-70 W ST. JOHN'S
61-58 W vs. Notre Dame
57-58 L vs. St. John's
75-71 W vs. Arkansas
75-62 W vs. Ohio State
80-71 L vs. Tulsa

Georgetown




Saturday, Jan. 13, 2001 • Washington, D.C.

General Information

LOCATION: Washington, D.C. 20057
ENROLLMENT: 12,498 (6,361 undergrad)
PRESIDENT: Leo J. O'Donovan, S.J.
ATHLETICS DIRECTOR: Joseph C. Lang
NICKNAME: Hoyas
COLORS: Blue and Gray
HOME COURT (CAPACITY): MCI Center (20,600)
CONFERENCE: The BIG EAST

Coaches/Team

HEAD COACH: Craig Esherick (Georgetown/1978)
RECORD AT SCHOOL: 27-25 (2 years)
OVERALL RECORD: 27-25 (2 years)
ASSISTANTS: Mike Riley (Georgetown/1978), Ronny
Thompson (Georgetown, 1992), Chip Simms
(Georgetown, 1992)
BASKETBALL OFFICE PHONE: 202-687-2374
BEST TIME TO REACH COACH: Contact SID
1999-00 RECORD [overall, conference (finish)]:
19-15/6-10 (9th)
LETTERWINNERS RETURNING/LOST: 10/3
STARTERS RETURNING/LOST: 5/0
TOP RETURNING LETTERWINNERS: Ruben Boumtje
Boumtje (C, Sr.), Kevin Braswell (G, Jr.), Nat Burton (F, Sr.), Anthony
Perry (G, Sr.), Lee Scruggs (C, Sr.)
TOP NEWCOMERS: Omari Faulkner (F, Fr.), RaMell Ross (G, Fr.), Gerald
Riley (G/F, Fr.), Mike Sweeney (F, Fr.), Wesley Wilson (C, So.)



Craig Esherick



Ruben Boumtje-Boumtje

Media Information

SPORTS INFORMATION BASKETBALL CONTACT: Bill Shapland
OFFICE PHONE: 202-687-2492
FAX PHONE: 202-687-2491
HOME PHONE: 703-521-5535
PRESS ROW PHONE: 202-628-3200

2000-01 Schedule

Nov. 24-26 at Hawaii Pacific
Thanksgiving Classic:
Nov. 24 vs. Central Florida
Nov. 25 vs. Duquesne/Charleston
Nov. 26 Thanksgiving Classic Finals
Dec. 2 NICHOLLS STATE
Dec. 5 at Louisville
Dec. 9 GRAMBLING STATE
Dec. 12 COASTAL CAROLINA
Dec. 16 HOWARD
Dec. 22 MD.-EASTERN SHORE
Dec. 31 at Houston
Jan. 3 at West Virginia
Jan. 6 SETON HALL
Jan. 10 MORGAN STATE
Jan. 13 VIRGINIA TECH
Jan. 15 at Seton Hall
Jan. 20 PITTSBURGH
Jan. 25 UNLV
Jan. 27 NOTRE DAME
Jan. 29 at Syracuse
Feb. 3 WEST VIRGINIA
Feb. 5 at Pittsburgh
Feb. 10 at Providence
Feb. 12 VILLANOVA
Feb. 17 at Rutgers
Feb. 21 at St. John's
Feb. 24 SYRACUSE
Feb. 28 RUTGERS
Mar. 4 at Notre Dame
Mar. 7-10 at AT&T BIG EAST
Conference Tournament

1999-00 Results

81-68 W MORGAN STATE
71-55 W vs. Memphis
79-85 L vs. North Carolina
62-72 L vs. Florida
69-85 L at UNLV
78-37 W HOWARD
83-76 W BETHUNE-COOKMAN
73-63 W MARIST
83-75 W HOUSTON
85-57 W COASTAL CAROLINA
63-48 W JAMES MADISON
58-55 L at Providence
62-65 L SETON HALL (OT)
66-75 L at Saint John's
65-61 W MIAMI
72-69 W at Boston College
71-92 L CONNECTICUT
64-69 L at West Virginia
71-55 W RUTGERS
61-59 W LOUISVILLE
69-72 L VILLANOVA
55-77 L at Miami
90-67 W SOUTHERN (N.O.)
72-65 W at Pittsburgh
62-50 W PITTSBURGH
71-88 L at Rutgers
52-67 L at Syracuse
72-54 W WEST VIRGINIA
54-77 L NOTRE DAME
70-67 W vs. West Virginia
76-72 W vs. Syracuse
55-70 L vs. Connecticut
115-111 W at Virginia (3 OT)
49-60 L at California



Providence

Saturday, Jan. 20, 2001
Blacksburg, Va.
Tuesday, Feb. 20, 2001
Providence, R.I.



General Information

LOCATION: Providence, R.I. 02918
ENROLLMENT: 3,812
PRESIDENT: Rev. Philip A. Smith, O.P.
ATHLETICS DIRECTOR: John M. Marinatto
NICKNAME: Friars
COLORS: Black and White
HOME COURT (CAPACITY): Providence Civic Center (12,993)
CONFERENCE: The BIG EAST



Tim Welsh

Coaches/Team

HEAD COACH: Tim Welsh (Potsdam State/1984)
RECORD AT SCHOOL: 27-33 (2 years)
OVERALL RECORD: 97-55 (5 years)
ASSISTANTS: Steve DeMeo, Phil Seymore, Bob Walsh
BASKETBALL OFFICE PHONE: 401-865-2266
BEST TIME TO REACH COACH: Contact SID
1999-00 RECORD [overall, conference (finish)]:
11-19/4-12 (12th)
LETTERWINNERS RETURNING/LOST: 8/6
STARTERS RETURNING/LOST: 4/1
TOP RETURNING LETTERWINNERS: Romuald Augustin (F, So.), John Linehan (G, Jr.), Erron Maxey (F, Sr.), Abdul Mills (G, So.), Chris Rogers (G, Sr.), Karim Shabazz (C, Sr.)
TOP NEWCOMERS: Christopher Anrin (F, Fr.), Marcus Douthit (F/C, Fr.), Sheiku Kabba (G, Fr.), Maris Laksa (G/F, Fr.)



Erron Maxey

Media Information

SPORTS INFORMATION BASKETBALL CONTACT: Arthur Parks
OFFICE PHONE: 401-865-2759
FAX PHONE: 401-865-2583
HOME PHONE: 401-453-3922
PRESS ROW PHONE: 401-751-9737

2000-01 Schedule

Nov. 18 HOLY CROSS
Nov. 21 MAINE
Nov. 24-26 Energia Systems Thanksgiving Tournament:
Nov. 24 vs. Missouri-KC
Nov. 26 vs. TBA
Nov. 29 FLORIDA INTERNATIONAL
Dec. 2 RHODE ISLAND
Dec. 7 at Massachusetts
Dec. 11 at George Washington
Dec. 23 BROWN
Dec. 28 BOSTON U.
Dec. 30 SOUTH CAROLINA
Jan. 3 at Seton Hall
Jan. 9 at Villanova
Jan. 13 CONNECTICUT
Jan. 16 MIAMI
Jan. 20 at Virginia Tech
Jan. 23 PITTSBURGH
Jan. 28 at Miami
Jan. 31 VILLANOVA
Feb. 3 ST. JOHN'S
Feb. 6 at Connecticut
Feb. 10 GEORGETOWN
Feb. 14 at St. John's
Feb. 17 at Boston College
Feb. 20 VIRGINIA TECH
Feb. 22 BINGHAMTON
Feb. 24 BOSTON COLLEGE
Mar. 3 at Rutgers

1999-00 Results

53-54 L HOLY CROSS
73-63 W BROWN
58-82 L vs. Michigan State
64-80 L vs. Virginia
120-60 W vs. American - P.R.
85-70 W BOSTON UNIVERSITY
60-64 L at N.C. State
62-49 W at Rhode Island
50-54 L CENTRAL CONNECTICUT
87-81 W ARKANSAS
79-63 W LONG ISLAND
61-60 W MASSACHUSETTS (OT)
67-71 L FORDHAM
55-48 W GEORGETOWN
62-67 L at Boston College
61-71 L at Rutgers
57-66 L VILLANOVA
69-82 L WEST VIRGINIA
50-64 L at Connecticut
60-70 L at West Virginia (OT)
67-82 L at Seton Hall
58-74 L SYRACUSE
46-61 L ST. JOHN'S
60-69 L RUTGERS
47-45 W at Miami
89-79 W at Notre Dame
45-40 W BOSTON COLLEGE
72-77 L at Villanova
53-57 L PITTSBURGH
65-85 L vs. Seton Hall

Boston College

Wednesday, Jan. 31, 2001
Chestnut Hill, Mass.
Saturday, Feb. 10, 2001
Blacksburg, Va.



General Information


LOCATION: Chestnut Hill, Mass.
ENROLLMENT: 14,600
PRESIDENT: Rev. William P. Leahy, S.J.
ATHLETICS DIRECTOR: Gene DeFilippo
NICKNAME: Eagles
COLORS: Maroon and Gold
HOME COURT (CAPACITY): Conte Forum (8,606)
CONFERENCE: The BIG EAST



Al Skinner

Coaches/Team

HEAD COACH: Al Skinner (Massachusetts/1974)
RECORD AT SCHOOL: 32-56 (3 years)
OVERALL RECORD: 170-182 (12 years)
ASSOCIATE HEAD COACH: Tim O'Shea (BC/1984)
ASSISTANTS: Bill Coen (Hamilton/1983), Ed Cooley (Stonehill/1994)
BASKETBALL OFFICE PHONE: 617-552-3006
BEST TIME TO REACH COACH: Contact SID
1999-00 RECORD [overall, conference (finish)]:
11-19/3-13 (13th)
LETTERWINNERS RETURNING/LOST: 9/2
STARTERS RETURNING/LOST: 4/0
TOP RETURNING LETTERWINNERS: Troy Bell (G, So.), Xavier Singletary (G, Sr.), Uka Agbai (F, So.), Brian Ross (F, Jr.)
TOP NEWCOMERS: Andrew Bryant (F, Fr.), Ludmil Hadjisitirov (G, Fr.), Ryan Sidney (G, Fr.)



Troy Bell

Media Information

SPORTS INFORMATION BASKETBALL CONTACT: Dick Kelley
OFFICE PHONE: 617-552-3039
FAX PHONE: 617-552-4903
HOME PHONE: 617-244-7087
PRESS ROW PHONE: 617-552-8989

2000-01 Schedule

Nov. 19 ST. PETER'S
Nov. 25 BROWN
Nov. 28 MARIST
Dec. 2 WOFFORD
Dec. 4 HOLY CROSS
Dec. 9 YOUNGSTOWN STATE
Dec. 17 at Massachusetts
Dec. 23 QUINNIPIAC
Dec. 30 VANDERBILT
Jan. 3 CONNECTICUT
Jan. 7 at Miami
Jan. 10 at St. John's
Jan. 13 MIAMI
Jan. 16 at Duke
Jan. 20 RUTGERS
Jan. 27 at Villanova
Jan. 31 VIRGINIA TECH
Feb. 4 VILLANOVA
Feb. 7 SYRACUSE
Feb. 10 at Virginia Tech
Feb. 13 at Connecticut
Feb. 17 PROVIDENCE
Feb. 21 at Notre Dame
Feb. 24 at Providence
Feb. 26 MORRIS BROWN
Feb. 28 ST. JOHN'S
Mar. 3 at West Virginia

1999-00 Results

89-65 W NEW HAMPSHIRE
91-63 W VERMONT
57-85 L at Penn State
104-62 W HARTFORD
67-74 L MASSACHUSETTS
50-43 W at Holy Cross
72-66 W ST. FRANCIS (N.Y.)
89-71 W MICHIGAN
66-80 L vs. Tulsa
67-62 W vs. Illinois-Chicago
63-71 L IONA
67-62 W PROVIDENCE
77-86 L at Notre Dame
59-67 L at Villanova
69-72 L GEORGETOWN
54-62 L at Miami
65-74 L SETON HALL
65-73 L SYRACUSE
72-78 L RUTGERS
58-59 L at St. John's
58-76 L at Vanderbilt
58-87 L at Connecticut
66-77 L at Seton Hall
69-73 L ST. JOHN'S
80-76 W at West Virginia
60-70 L PITTSBURGH
40-45 L at Providence
79-67 W VILLANOVA
55-70 L vs. Connecticut



Connecticut

Saturday, Feb. 3, 2001 • Storrs, Conn.
Saturday, Feb. 17, 2001 • Blacksburg, Va.



General Information

LOCATION: Storrs, Conn. 06269
ENROLLMENT: 21,901
PRESIDENT: Dr. Philip E. Austin
ATHLETICS DIRECTOR: Lew Perkins
NICKNAME: Huskies, UConn
COLORS: Flag Blue and White
HOME COURT (CAPACITY): Gampel Pavilion (10,027), Hartford Civic Center (16,294)
CONFERENCE: The BIG EAST



Jim Calhoun



Albert Mouring

Coaches/Team

HEAD COACH: Jim Calhoun (AIC/1968)
RECORD AT SCHOOL: 329-130 (14 years)
OVERALL RECORD: 579-267 (28 years)
ASSOCIATE HEAD COACH: Dave Leitao (Northeastern/1983)
ASSISTANTS: Karl Hobbs (UConn/1985), Tom Moore (Boston U./1987)
BASKETBALL OFFICE PHONE: 860-486-2720
BEST TIME TO REACH COACH: Contact SID
1999-00 RECORD [overall, conference (finish)]: 25-10/10-6 (4th)
LETTERWINNERS RETURNING/LOST: 7/6
STARTERS RETURNING/LOST: 2/3
TOP RETURNING LETTERWINNERS: Albert Mouring (G, Sr.), Edmund Saunders (F, Sr.), Tony Robertson (G, So.)
TOP NEWCOMERS: Caron Butler (F, Fr.), Taliek Brown (G, Fr.), Johnnie Selvie (F, Jr.), Scott Hazelton (F, Fr.)

Media Information

SPORTS INFORMATION BASKETBALL CONTACT: Tim Tolokan
OFFICE PHONE: 860-486-3531
FAX PHONE: 860-486-5085
HOME PHONE: 860-487-0426
PRESS ROW PHONE: 860-486-1888 (Gampel)/Hartford

2000-01 Schedule

Nov. 17 QUINNIPIAC
Nov. 20 vs. Dayton at Maui Invit.
Nov. 21-22 TBA at Maui Invitational
Nov. 28 BROWN
Nov. 30 HOUSTON
Dec. 2 NEW HAMPSHIRE
Dec. 9 ARIZONA
Dec. 12 vs. Massachusetts
Dec. 22 FAIRFIELD
Dec. 26 RHODE ISLAND
Dec. 28 STONY BROOK
Jan. 3 at Boston College
Jan. 6 ST. JOHN'S
Jan. 10 PITTSBURGH
Jan. 13 at Providence
Jan. 15 at Texas
Jan. 20 at Miami
Jan. 24 VILLANOVA
Jan. 30 at St. John's
Feb. 3 VIRGINIA TECH
Feb. 6 PROVIDENCE
Feb. 10 at Villanova
Feb. 13 BOSTON COLLEGE
Feb. 17 at Virginia Tech
Feb. 19 at Syracuse
Feb. 24 MIAMI
Feb. 26 NOTRE DAME
Mar. 3 at Seton Hall
Mar. 7-10 at AT&T BIG EAST Conference Tournament

1999-00 Results

68-70 L vs. Iowa
71-66 W vs. Duke
89-52 W VERMONT
79-65 W MASSACHUSETTS
89-44 W COPPIN STATE
98-68 W UNC ASHEVILLE
78-69 W vs. Arizona
94-75 W FORDHAM
84-60 W FAIRFIELD
82-76 W at Houston
83-56 W SACRED HEART
70-75 L NOTRE DAME
73-51 W at Pittsburgh
76-67 W TEXAS
77-82 L ST. JOHN'S
92-71 W at Georgetown
74-88 L at Syracuse
64-50 W PROVIDENCE
66-56 W SETON HALL
74-60 W at Villanova
66-85 L at Michigan State
87-58 W BOSTON COLLEGE
66-68 L at Notre Dame
59-50 W at Seton Hall
57-63 L MIAMI
64-79 L at St. John's
72-71 W WEST VIRGINIA
74-69 W at Rutgers
69-54 W SYRACUSE
70-55 W vs. Boston College
79-64 W vs. Seton Hall
70-55 W vs. Georgetown
70-80 L vs. St. John's
75-67 W vs. Utah State
51-65 L vs. Tennessee

West Virginia

Wednesday, Feb. 14, 2001
Blacksburg, Va.




General Information

LOCATION: Morgantown, W. Va. 26507
ENROLLMENT: 22,300
PRESIDENT: David C. Hardesty (West Virginia/1967)
ATHLETIC DIRECTOR: Ed Pastilong (West Virginia/1966)
NICKNAME: Mountaineers
COLORS: Old Gold and Blue
HOME COURT (CAPACITY): WVU Coliseum (14,000)
CONFERENCE: The BIG EAST



Gale Catlett



Lionel Armstead

Coaches/Team

HEAD COACH: Gale Catlett (West Virginia/1963)
RECORD AT SCHOOL: 414-249 (22 years)
OVERALL RECORD: 540-293 (28 years)
ASSISTANTS: Drew Catlett (Randolph-Macon/1985), Lester Rowe (West Virginia/1985), Chris Cheeks (VCU, 1990)
BASKETBALL OFFICE PHONE: 304-293-2193
BEST TIME TO REACH COACH: Early afternoon
1999-00 RECORD [overall, conference (finish)]: 14-14/ 6-10 (8th)
LETTERWINNERS RETURNING/LOST: 7/3
STARTERS RETURNING/LOST: 4/1
TOP RETURNING LETTERWINNERS: Lionel Armstead (G, Jr.), Chris Moss (F, Jr.), Calvin Bowman (F, Sr.)
TOP NEWCOMERS: Michael Ayodele (F, Fr.), Jay Hewitt (G, Fr.)

Media Information

SPORTS INFORMATION BASKETBALL CONTACT: Bryan Messerly
OFFICE PHONE: 304-293-2821
FAX PHONE: 304-293-4105
HOME PHONE: 304-599-0145
PRESS ROW PHONE: 304-293-2821

2000-01 Schedule

Nov. 18 MORRIS BROWN
Nov. 21 AMERICAN
Nov. 25 UNC GREENSBORO
Nov. 28 at Duquesne
Dec. 2 TENNESSEE
Dec. 7 HIGH POINT
Dec. 16 ROBERT MORRIS
Dec. 19 at Ohio U.
Dec. 28 at James Madison
Dec. 30 DELAWARE STATE
Jan. 3 GEORGETOWN
Jan. 9 vs. Marshall (Charleston)
Jan. 13 at Syracuse
Jan. 17 RUTGERS
Jan. 21 at Notre Dame
Jan. 24 at Rutgers
Jan. 27 SETON HALL
Jan. 31 at Pittsburgh
Feb. 3 at Georgetown
Feb. 8 PITTSBURGH
Feb. 11 NOTRE DAME
Feb. 14 at Virginia Tech
Feb. 17 SYRACUSE
Feb. 20 VILLANOVA
Feb. 25 at Seton Hall
Feb. 28 at Miami
Mar. 3 BOSTON COLLEGE

1999-00 Results

72-54 W WOFFORD
66-63 W ROBERT MORRIS
80-94 L DUQUESNE
93-84 W MCNEESE STATE
54-94 L at Tennessee
64-75 L OHIO
100-54 W BOWLING GREEN
87-76 W at East Carolina
61-58 W at Virginia Tech
74-50 W JAMES MADISON
58-66 L at Miami
74-86 L ST. JOHN'S
63-76 L SYRACUSE
62-60 W at Rutgers
82-77 W MARSHALL
82-69 W at Providence
69-64 W GEORGETOWN
70-60 W PROVIDENCE (OT)
65-79 L at Notre Dame
66-97 L at Seton Hall
62-58 W PITTSBURGH
77-87 L at Villanova
76-80 L BOSTON COLLEGE
50-68 L MIAMI
71-72 L at Connecticut
54-72 L at Georgetown
75-69 W RUTGERS
67-70 L vs. Georgetown



Notre Dame

Saturday, Feb. 24, 2001
Blacksburg, Va.

General Information

LOCATION: Notre Dame, Ind. 46556
ENROLLMENT: 10,311
PRESIDENT: Rev. Edward A. Malloy, C.S.C.
ATHLETICS DIRECTOR: Dr. Kevin White
NICKNAME: Fighting Irish
COLORS: Gold and Blue
HOME COURT (CAPACITY): Joyce Center (11,418)
CONFERENCE: The BIG EAST



Mike Brey



Troy Murphy

Coaches/Team

HEAD COACH: Mike Brey (George Washington/1982)
RECORD AT SCHOOL: First year
OVERALL RECORD: 99-52 (5 years)
ASSOCIATE COACH: Sean Kearney (Scranton/1981)
ASSISTANTS: Anthony Solomon (Virginia/1987), Lewis Preston (VMI/1993)
BASKETBALL OFFICE PHONE: 219-631-6225
BEST TIME TO REACH COACH: Through SID
1999-00 RECORD [overall, conference (finish)]:
22-15/8-8 (Tie 6th)
LETTERWINNERS RETURNING/LOST: 7/4
STARTERS RETURNING/LOST: 4/1
TOP RETURNING LETTERWINNERS: Matt Carroll (G, So.), David Graves (F, Jr.), Troy Murphy (F, Jr.), Harold Swanagan (F, Jr.)
TOP NEWCOMERS: Torrian Jones (G, Fr.), Ryan Humphrey (F, transfer), Chris Markwood (G, Fr.), Tom Timmermans (C, Fr.)

Media Information

SPORTS INFORMATION BASKETBALL CONTACT: Bernadette Cafarelli
OFFICE PHONE: 219-631-7516
FAX PHONE: 219-631-7941
HOME PHONE: 219-273-2390
PRESS ROW PHONE: 219-631-5309

2000-01 Schedule

Nov. 18 SACRED HEART
Nov. 22 LOYOLA
Nov. 25 at Wooden Tradition:
vs. Cincinnati
Dec. 2 at Vanderbilt
Dec. 5 INDIANA
Dec. 9 MIAMI (OH)
Dec. 17 TENNESSEE TECH
Dec. 19 CANISIUS
Dec. 21 VERMONT
Dec. 29 LONG ISLAND
Jan. 2 at Syracuse
Jan. 6 RUTGERS
Jan. 8 at Seton Hall
Jan. 13 at Kentucky
Jan. 16 PITTSBURGH
Jan. 21 WEST VIRGINIA
Jan. 23 SYRACUSE
Jan. 27 at Georgetown
Feb. 3 at Pittsburgh
Feb. 5 ST. JOHN'S
Feb. 11 at West Virginia
Feb. 14 at Rutgers
Feb. 18 SETON HALL
Feb. 21 BOSTON COLLEGE
Feb. 24 at Virginia Tech
Feb. 26 at Connecticut
Mar. 4 GEORGETOWN

1999-00 Results

59-57 W at Ohio State
107-96 W SIENA
73-60 W ST. FRANCIS (PA.)
60-76 L vs. Arizona
67-72 L vs. Maryland
64-81 L at Indiana (OT)
85-87 L VANDERBILT (OT)
65-42 W VALPARAISO
55-71 L at Miami (Ohio)
79-66 W VMI
75--62 W RIDER
97-71 W ELON
85-67 W ST. PETER'S
75-57 W LOYOLA MARYMOUNT
75-70 W at Connecticut
86-77 W BOSTON COLLEGE
57-80 L at Syracuse
51-76 L at Rutgers
81-66 W PITTSBURGH
49-63 L MIAMI(Fla.)
73-60 W ST. JOHN'S
79-65 W WEST VIRGINIA
66-72 L at Pittsburgh
69-86 L at Villanova
68-66 W CONNECTICUT
76-74 W at Seton Hall
79-89 L PROVIDENCE
52-55 L at Miami (Fla.)
71-73 L SYRACUSE
77-54 W at Georgetown
74-62 W vs. Rutgers

Pittsburgh

Saturday, Mar. 3, 2001
Pittsburgh, Pa.




General Information

LOCATION: Pittsburgh, Pa. 15213
ENROLLMENT: 32,293
CHANCELLOR: Mark A. Nordenberg
ATHLETICS DIRECTOR: Steven C. Pederson
NICKNAME: Panthers
COLORS: Blue and Gold
HOME COURT (CAPACITY): Fitzgerald Field House (6,798), Mellon Arena (17,159)
CONFERENCE: The BIG EAST



Ben Howland



Ricardo Greer

Coaches/Team

HEAD COACH: Ben Howland (Weber State/1980)
RECORD AT SCHOOL: 13-15 (1 year)
OVERALL RECORD: 92-74 (6 years)
ASSOCIATE HEAD COACH: Jamie Dixon (TCU/1987)
ASSISTANTS: Lennie Parham (Gonzaga/1987), Patrick Sandle (San Francisco State/1986)
BASKETBALL OFFICE PHONE: 412-648-8350
BEST TIME TO REACH COACH: Through SID
1999-00 RECORD [overall, conference (finish)]:
13-15/5-11 (11th)
LETTERWINNERS RETURNING/LOST: 6/3
STARTERS RETURNING/LOST: 4/1
TOP RETURNING LETTERWINNERS: Ricardo Greer (G/F, Sr.), Chris Seabrooks (C, Jr.), Brandin Knight (G, So.), Donatas Zavackas (F, So.)
TOP NEWCOMERS: Yuri Demetris (G, Fr.), Julius Page (G, Fr.), Chevy Troutman (F, Fr.)

Media Information

SPORTS INFORMATION BASKETBALL CONTACT: Melissa Androutsos
OFFICE PHONE: 412-648-8240
FAX PHONE: 412-648-8248
HOME PHONE: 412-681-7587
PRESS ROW PHONE: 412-648-2318

2000-01 Schedule

Nov. 17 N.C. A&T
Nov. 20 MORRIS BROWN
Nov. 25 MARIST
Nov. 29 at St. Francis
Dec. 2 NEBRASKA
Dec. 6 at Penn State
Dec. 9 ST. FRANCIS
Dec. 17 at Virginia Commonwealth
Dec. 21 vs. Duquesne
Dec. 28 ROBERT MORRIS
Dec. 30 NEW ORLEANS
Jan. 3 MIAMI
Jan. 7 SYRACUSE
Jan. 10 at Connecticut
Jan. 13 SETON HALL
Jan. 16 at Notre Dame
Jan. 20 at Georgetown
Jan. 23 at Providence
Jan. 31 WEST VIRGINIA
Feb. 3 NOTRE DAME
Feb. 5 GEORGETOWN
Feb. 8 at West Virginia
Feb. 11 at Rutgers
Feb. 15 at Seton Hall
Feb. 24 RUTGERS
Feb. 27 at Syracuse
Mar. 3 VIRGINIA TECH
Mar. 7-10 at AT&T BIG EAST
Conference Tournament

1999-00 Results

69-52 W WRIGHT STATE
84-56 W ST. FRANCIS (Pa.)
68-49 W IU-PU INDIANAPOLIS
102-78 W NORFOLK STATE
50-76 L TENNESSEE
92-59 W ROBERT MORRIS
57-69 L at Nebraska
67-64 W APPALACHIAN STATE
74-56 W DUQUESNE (Ca.)
60-64 L VA. COMMONWEALTH
65-62 W at New Orleans
58-82 L at St. John's
51-73 L CONNECTICUT
68-80 L SETON HALL
72-82 L SYRACUSE
66-81 L at Notre Dame
79-70 W VILLANOVA
60-64 L at Miami
72-66 W NOTRE DAME
58-62 L at West Virginia
65-72 L GEORGETOWN
62-83 L at Syracuse
50-62 L at Georgetown
70-60 W at Boston College
67-62 W RUTGERS
66-74 L MIAMI
57-53 W at Providence
55-65 L vs. Villanova



Tech Travel Plans

Carrier Classic (Syracuse, N.Y.)

Depart Roanoke by commercial air to Syracuse, N.Y. on Nov. 30.
Headquarters: Wyndham Syracuse, (315) 431-2217
Return to Blacksburg by commercial air on Dec. 3 following the game.

Mt. St. Mary's (Emmitsburg, Md.)

Depart Blacksburg by charter bus on Dec. 19.
Headquarters: Holiday Inn Frederick, (301) 662-5141
Return to Blacksburg on Dec. 20 following the game.

Chattanooga (Chattanooga, Tenn.)

Depart Blacksburg by charter bus on Dec. 22.
Headquarters: Clarion Hotel (423) 752-6944
Return to Blacksburg on Dec. 23 following the game.

St. John's (Jamaica, Queens, N.Y.)

Depart Roanoke by commercial air on Jan. 2.
Headquarters: Eastgate Tower Suite Hotel (212) 465-3621
Return to Blacksburg on Jan. 4 following the game.

Georgetown (Washington, D.C.)

Depart Blacksburg by charter bus on Jan. 12.
Headquarters: Key Bridge Marriott (703) 553-5325
Return to Blacksburg on Jan. 13 following the game.

Villanova (Villanova, Pa.)

Depart Roanoke by commercial air on Jan. 16.
Headquarters: Adams Mark Hotel (215) 581-4845
Return to Blacksburg on Jan. 18 following the game.

Boston College (Chestnut Hill, Mass.)

Depart Roanoke by charter air on Jan. 30.
Headquarters: Boston Marriott Newton (617) 630-3504
Return to Blacksburg on Jan. 31 following the game.

Connecticut (Storrs, Conn.)

Depart Roanoke by commercial air on Feb. 2.
Headquarters: Sheraton Airport (860) 627-5311
Return to Blacksburg on Feb. 4 following the game.

Miami (Miami, Fla.)

Depart Roanoke by commercial air on Feb. 5.
Headquarters: Miami Airport Marriott 305) 649-5000
Return to Blacksburg on Feb. 7 following the game.

Providence (Providence, R.I.)

Depart Roanoke by commercial air on Feb. 19.
Headquarters: Providence Marriott (401) 553-0409
Return to Blacksburg on Feb. 21 following the game.

Pittsburgh (Pittsburgh, Pa.)

Depart Roanoke on commercial air on March 2.
Headquarters: Pittsburgh Marriott Center City (412) 471-4000
Return to Blacksburg on March 4 following the game.

Rutgers

General Information

LOCATION: New Brunswick, N.J. 08901
ENROLLMENT: 35,308
PRESIDENT: Dr. Francis Lawrence
ATHLETICS DIRECTOR:
Robert E. Mulcahy, III
NICKNAME: Scarlet Knights
COLORS: Scarlet
HOME COURT (CAPACITY):
Louis Brown Athletic Center (8,500)
CONFERENCE: The BIG EAST



Coaches/Team

HEAD COACH: Kevin Bannon (St. Peter's/1979)
RECORD AT SCHOOL: 48-44 (3 years)
OVERALL RECORD: 324-175 (18 years)
ASSOCIATE HEAD COACH: Rod Baker
ASSISTANTS: Dan Hurley (Seton Hall/1996), Walt Townes (Clark/1984)
BASKETBALL OFFICE PHONE: 732-445-4291
BEST TIME TO REACH COACH: Through SID 1999-00 RECORD [overall, conference (finish)]: 15-16/6-10 (10th)



Kevin Bannon

Media Information

SPORTS INFORMATION BASKETBALL CONTACT: John Beisser
OFFICE PHONE: 732-445-4200
FAX PHONE: 732-445-3063
HOME PHONE: 732-752-3632
PRESS ROW PHONE: 732-445-4200

Seton Hall

General Information

LOCATION: South Orange, N.J. 07079
ENROLLMENT: 9,608
PRESIDENT: Msgr. Robert Sheeran
ATHLETICS DIRECTOR:
Jeff Fogelson
NICKNAME: Pirates
COLORS: Blue and White
HOME COURT (CAPACITY):
Continental Airlines Arena (20,029);
Walsh Gym (2,600)
CONFERENCE: The BIG EAST



Coaches/Team

HEAD COACH: Tommy Amaker (Duke/1987)
RECORD AT SCHOOL: 52-40 (3 years)
OVERALL RECORD: 52-40 (3 years)
ASSISTANTS: Rob Jackson (Northeastern/1974), Fred Hill (Montclair State/1981)
BASKETBALL OFFICE PHONE: 973-761-9070
BEST TIME TO REACH COACH: Through SID 1999-00 RECORD [overall, conference (finish)]: 22-10/ 10-6 (Tie 4th)



Tommy Amaker

Media Information

SPORTS INFORMATION BASKETBALL CONTACT: Marie Wozniak
OFFICE PHONE: 973-761-9493
FAX PHONE: 973-761-9061
HOME PHONE: 973-301-9112
PRESS ROW PHONE: 201-842-5720



Year-by-Year vs. 2000-2001 Opponents

VMI (81-42)

1909 aL 9-	15
1910 aW 37-	14
1911 aW 35-	18
1913 aL 16-	33
1914 nW 27-	16
1915 nW 22-	21
1916 hL 19-	25
1917 aW 37-	22
1918 aW 31-	26
1918 hW 29-	22
1919 nL 19-	31
1919 hW 37-	20
1919 nW 30-	24
1920 aL 25-	31
1920 hW 23-	14
1920 nL 26-	28
1921 aL 21-	45
1921 hL 11-	26
1921 nL 25-	27
1922 aL 20-	30
1922 nW 26-	25
1922 hW 27-	19
1923 aW 22-	19
1923 nW 42-	16
1923 hL 20-	21
1924 aL 11-	22
1924 nL 15-	20
1925 aL 29-	30

1925 hW 27-	18
1926 hW 20-	18
1926 aL 19-	26
1927 aW 33-	30
1927 hW 26-	20
1928 hL 11-	29
1928 aL 22-	35
1929 aL 19-	42
1929 hW 33-	23
1930 hW 39-	35
1930 aL 21-	43
1931 hW 28-	27
1931 aL 30-	31
1932 aW 25-	18
1932 hW 23-	18
1933 aW 38-	34
1933 hW 27-	15
1934 hW 22-	19
1934 aL 26-	43
1935 aL 25-	40
1935 hW 25-	24
1936 hW 31-	26
1936 aL 36-	38
1937 aL 22-	30
1937 hW 32-	31
1938 hW 28-	25
1938 aL 23-	29
1939 aL 36-	54
1939 hL 30-	43
1940 hW 40-	32
1940 aL 35-	50
1941 aL 52-	60
1941 hL 31-	33
1942 hW 28-	26
1942 aL 42-	43
1943 aL 33-	43
1943 hL 38-	42
1944 aW 46-	20
1944 hW 39-	17
1945 hW 42-	23
1945 aW 57-	34
1946 hW 58-	28
1946 hW 48-	24
1947 aW 53-	52
1947 hW 47-	41
1948 aW 50-	39
1948 hW 59-	51
1949 hW 66-	53
1949 aW 59-	48
1950 aW 73-	41
1950 hW 78-	58
1951 hW 85-	60
1951 aL 76-	79
1952 aW 73-	54
1952 hL 53-	56
1953 hW 83-	67
1953 aL 64-	90
1954 aL 78-	82
1954 hL 63-	64
1955 aL 74-	76
1955 hW 78-	70
1956 aW 64-	56
1956 hW 95-	56
1957 hW 80-	42
1957 aW 82-	70
1958 aW 86-	63
1958 hW 99-	82
1959 aL 78-	81
1959 hW 118-	60



This year will mark the 112th meeting between Virginia Tech and William & Mary.

1960 aW (OT)	95-	93
1960 hW 100-	71
1961 hW 78-	63
1961 aW 86-	85
1962 aW 97-	75
1962 hW 85-	71
1962 nW 70-	66
1963 hW 74-	70
1963 aW 77-	66
1972 nL 56-	57
1974 hW 62-	51
1975 aW 96-	64
1978 nW 79-	66
1982 hW 101-	76
1983 aW 72-	54
1983 hW 122-	61
1986 aW 88-	73
1987 hW 99-	68
1989 nW (OT)	90-	83
1990 hW 79-	77
1993 hW 75-	44
1993 hW 82-	59
1994 hW 110-	75
1995 hW 99-	67

1997 hL 65-	73
1999 aW 65-	46

William & Mary (73-39)

1917 hW 39-	10
1923 hW 30-	29
1930 hW 44-	32
1935 hW 30-	24
1935 aL 26-	42
1936 hL 28-	36
1936 aL 36-	42
1937 hW 36-	29
1937 aW 38-	30
1938 hW 29-	25
1938 aW 41-	31
1939 hL 33-	46
1939 aL 30-	57
1940 aL 33-	38
1940 hL 29-	49
1941 hL 51-	54
1941 aL 50-	52
1942 hL 29-	34
1942 aW 45-	39



Virginia Tech has 81 victories over VMI, the most against any opponent.

1943 hW 49-	34
1943 aL 25-	55
1944 hW 46-	22
1944 aW 58-	29
1945 aL 30-	41
1946 hW 51-	45
1947 aL 41-	50
1947 hW 56-	52
1948 hW 59-	41
1948 aL 42-	46
1949 hW 54-	52
1949 aL 47-	62
1950 aL 50-	64
1950 hW 60-	47
1951 aL 67-	73
1951 hW 82-	77
1952 aL 79-	85
1952 hL 76-	86
1953 aL 74-	91
1953 hW 75-	74
1954 aL 66-	82
1954 hL 52-	66
1955 nL 67-	82
1955 hL 69-	75
1955 aL 73-	105
1956 aL 57-	66
1956 hL 74-	79
1957 aL 70-	72
1957 hW 94-	83
1957 nW 64-	56
1958 aW 87-	75
1958 hW 72-	68
1958 nL 61-	79
1959 aL 58-	59
1959 hW 74-	68
1960 aW (OT) 92-	91
1960 hW 86-	66
1961 aL 60-	74
1961 hW 85-	67
1962 aW 63-	49
1962 hW 104-	65
1963 hW (OT) 77-	71
1963 aL 63-	78
1963 nW 74-	72
1964 aW 73-	66
1964 hW (2OT) 90-	86
1965 aW 89-	75
1965 hW 76-	57
1965 nL 59-	70
1966 hW 95-	63
1966 aW 76-	69
1967 aW 96-	69
1967 hW (OT) 84-	79
1968 hW 90-	70
1968 aW (OT) 98-	72
1969 nW 83-	72
1969 aW 75-	60
1969 hW 77-	46
1970 hW 76-	65
1970 nL 79-	84
1970 aW 92-	72
1971 nW 88-	78
1971 aW 74-	62
1971 hW 91-	63
1972 hW 87-	65
1972 aW 90-	69
1973 aW 98-	77
1973 hW 127-	92
1974 hW 80-	61
1974 aW 72-	54
1975 aL 69-	76
1975 hW 101-	75
1976 hW 105-	79
1976 aW 50-	48
1978 hW 84-	59
1979 aW 55-	49
1981 hL 43-	51
1981 aL (3OT) 46-	48

1981 hW 76-	60
1982 aL 51-	66
1983 hW 85-	79
1988 hW 96-	75
1989 aW 76-	53
1990 hW 66-	64
1991 aL 60-	66
1993 hW 70-	66
1994 aW 95-	79
1994 hW 77-	53
1995 aW 71-	66
1997 hW 71-	46
1997 aW 66-	64
1998 hW 59-	50
1999 aW 59-	57

Virginia (44-70)

1915 aL 21-	39
1916 aL 14-	30
1922 nL 22-	26
1923 nW 22-	18
1924 nL 16-	32
1925 aL 32-	43
1926 hL 19-	34
1927 aL 25-	34
1927 hL 14-	27
1928 aL 26-	35
1928 hL 12-	38
1929 hW 26-	25
1929 aL 25-	34
1930 aL 21-	28
1930 hW 34-	31
1931 hW 28-	21
1931 aL 25-	35
1932 hL 24-	35
1932 aL 22-	26
1933 nL 30-	36
1935 hL 24-	29
1935 aL 31-	54
1936 aL 26-	30
1937 nW 29-	28
1937 nL 22-	40
1938 aL 38-	43
1938 hW 35-	32
1939 aL 16-	45
1939 hL 25-	39
1940 hL 25-	34
1940 aL 27-	42
1941 nL 35-	49
1941 hL 39-	40
1942 nW 42-	25
1942 hL 36-	58
1943 nW 62-	46
1944 nL 55-	63
1945 hL 34-	44
1946 aL 29-	57
1947 hL 52-	58
1948 aW 54-	49
1948 hW 57-	43
1949 hW 52-	50
1949 aW 66-	64
1950 aW 63-	50
1950 hW 78-	64
1951 aW 60-	59
1951 hW 93-	62
1952 hW 90-	62
1952 aL 59-	74
1953 aL 95-	108
1953 hL 85-	87
1954 nL 81-	97
1954 hL 73-	95
1954 aL 69-	78
1955 hL 59-	107
1955 aW 78-	72
1955 nL 85-	103
1956 aL 66-	71
1956 hW 76-	64
1957 hW 70-	56



Virginia Tech and Virginia meet in Cassell Coliseum this season for the first time since 1975.

1958 aL 66-	80
1959 hW 85-	73
1960 aW 80-	72
1961 hW 105-	70
1962 aW 92-	59
1963 hW 71-	63
1963 aW 75-	73
1964 hW 62-	60
1964 aW 78-	62
1965 hW 73-	56
1966 aL 65-	79
1967 hW 76-	60
1968 aW 84-	82
1969 nW 85-	74
1969 hW 68-	64
1970 aL 71-	81
1971 nL 59-	68
1971 hW 93-	74
1972 aL 85-	107
1973 hW 87-	83
1974 aL 70-	84
1975 hW 74-	73
1976 nW 91-	69
1976 aL (2OT) 75-	79
1977 nW 65-	60
1977 nL 50-	55
1977 nW 71-	61
1978 nL 62-	66
1978 nL 68-	76
1979 nL 78-	93
1979 nL 72-	78
1980 nL 58-	65
1981 nL 51-	64
1982 nL 66-	80
1983 nL 64-	74
1984 nL 64-	74
1984 nW 56-	54
1985 nL 59-	67
1985 nW 84-	66
1987 nL 73-	91
1988 nW 66-	64
1989 nL (OT) 106-	113
1990 nL 59-	77
1991 nL 61-	86

1992 nL (2OT) 57-	61
1993 nW 59-	53
1994 nL 61-	70
1995 nL 62-	63
1995 nW 72-	64
1997 nL 57-	58
1998 nL 55-	69
1999 nL 55-	64
2000 nL (OT) 66-	71

Liberty (12-2)

1979 hW 101-	88
1981 hW 91-	67
1982 aW 71-	53
1990 hW 74-	61
1991 hW 93-	64
1992 aW 73-	70
1993 hL 65-	71
1994 hW 81-	65
1995 aW 101-	70
1996 hW 56-	53
1997 aW 59-	47
1997 hW 80-	47
1998 aW 85-	51
1999 hL 61-	62

Fairfield (1-0)

1973 nW 77-	76
------	----------	-----------	----

Akron (1-0)

1975 hW 89-	44
------	----------	-----------	----

Syracuse (2-0)

1976 aW 92-	81
1978 hW 87-	71

Elon (10-7)

1914 hW 36-	20
1915 hL 16-	17
1916 hW 30-	14

Continued on page 58



Year-by-Year vs. 2000-2001 Opponents

Elon, continued

1916 hW 35-	13
1917 aW 22-	20
1918 hL 13-	14
1918 hW 30-	13
1919 hW 46-	16
1919 hW 38-	15
1923 hW 35-	20
1924 hL 25-	33
1925 hW 42-	19
1927 hW 26-	24
1929 hL 29-	36
1930 hL 30-	31
1953 aL 61-	73
1955 aL 71-	78

East Tennessee State (12-3)

1959 hW 74-	56
1970 nL 74-	83
1972 hW 78-	67
1979 hW 82-	72
1980 aW 72-	68
1981 hW 94-	79
1987 hW 90-	60
1987 aW 85-	73
1989 hW 82-	79
1993 aW 80-	61
1994 hW 86-	64
1996 hW 83-	41
1997 hW 79-	50
1998 hL 48-	57
1998 aL 53-	68

Mt. St. Mary's

First meeting

Chattanooga

First meeting

High Point (0-1)

1952 aL 75-	84
------	----------	-----------	----

St. John's (1-1)

1914 aW 16-	15
1950 aL 52-	84

Villanova (0-3)

1968 aL 61-	78
1969 hL 57-	70
1986 hL 62-	71

Miami

First meeting

Georgetown (3-6)

1915 aL 21-	25
1916 aW 30-	27
1917 aL 22-	31
1928 aL 33-	57
1947 aL 51-	66
1977 nW 83-	79
1988 nW 87-	82
1989 aL 57-	87
1990 aL 64-	97



Virginia Tech and West Virginia will meet for the first time as BIG EAST members this season.

Providence (2-0)

1982 nW 70-	57
1994 aW 91-	78

Boston College (1-0)

1981 nW 75-	70
------	----------	-----------	----

Connecticut (1-0)

First meeting

West Virginia (26-44)

1921 aW 37-	24
1928 nL 24-	47
1929 nL 27-	49
1951 aL 67-	78
1951 hW 79-	72
1952 aL 53-	78
1952 hL 82-	99
1953 hL 55-	92
1953 aL 62-	86

1954 aL 68-	111
1954 nL 67-	101
1955 aL 82-	98
1955 hL 61-	64
1956 aL 62-	84
1957 nL 54-	59
1960 nL 72-	82
1961 aL 72-	83
1962 aL 81-	85
1962 hW 85-	82
1962 nL 72-	88
1963 aL 83-	86
1963 hL 76-	79
1964 hL 73-	81
1964 aL 77-	79
1965 hW 82-	74
1965 aL 73-	127
1969 nL 70-	81
1969 aL 77-	82
1970 nW 76-	75
1970 hW 80-	78
1971 nL 82-	93
1971 aL 95-	104
1972 aW (3OT)	105-	101
1972 hL 82-	83
1973 aW 86-	68
1973 hW 76-	53
1974 hW 82-	80
1974 aL 83-	94
1975 aW (OT)	87-	86
1975 hW 78-	68
1976 hW 114-	80
1976 aW 81-	78
1977 aL 73-	74
1977 hL 78-	86
1978 hW 99-	88
1978 aL 88-	89
1979 aL 82-	83
1979 hW 73-	61
1980 hW (OT)	73-	71
1980 aW 68-	64
1980 nW 70-	64
1982 nL 67-	75
1983 aL ... (3OT)	86-	90
1984 hL 67-	68
1984 aW 65-	63
1985 hW 76-	69
1986 aL 48-	65
1987 hW 92-	79
1988 aL 52-	101
1989 hW (OT)	75-	68
1991 aL 68-	94
1991 hL 65-	66
1993 aL 70-	74
1993 nW 63-	58
1994 aW 83-	73
1995 hW 68-	62
1996 aL 65-	76
1997 hL 52-	55
1998 aL 68-	69
1999 hL 58-	61

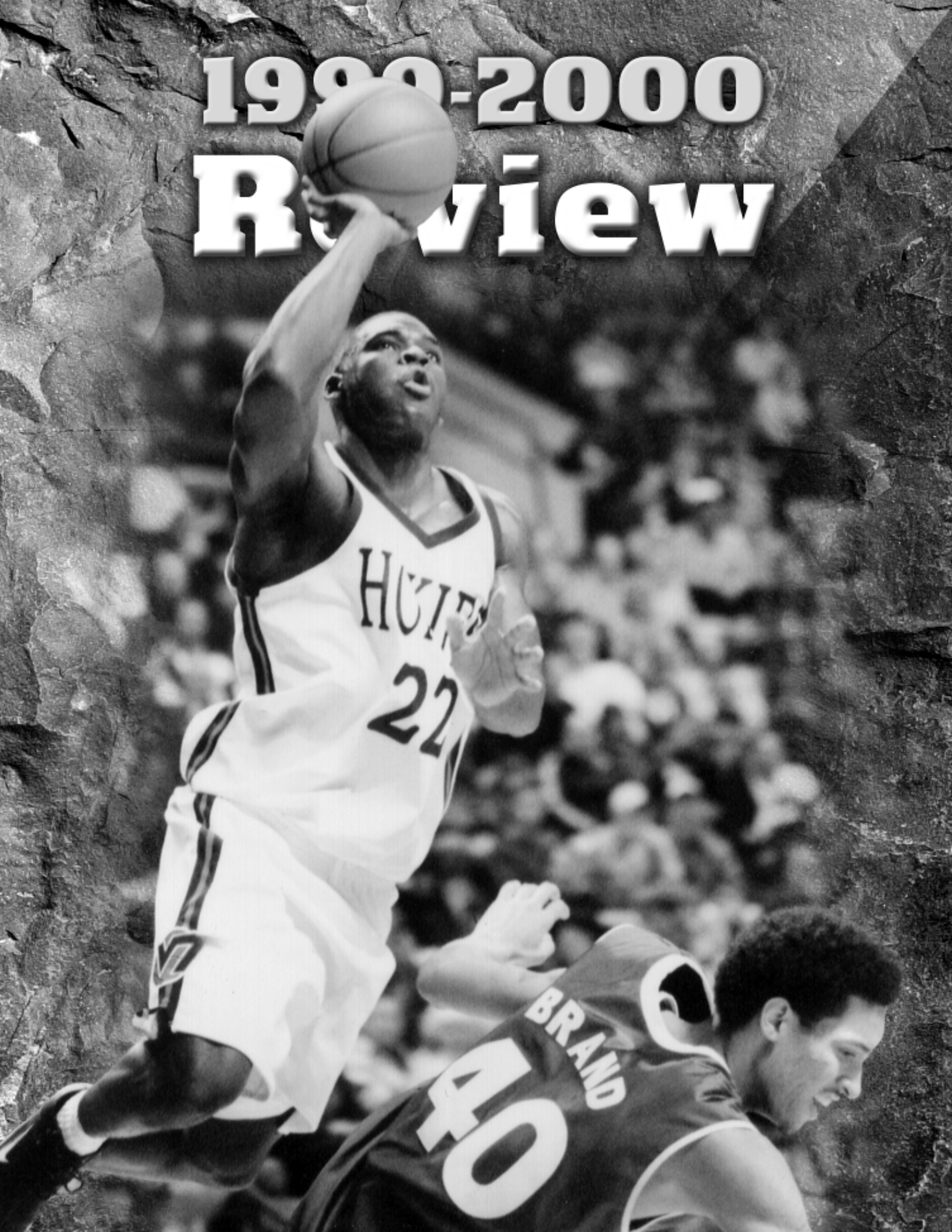
Notre Dame (1-0)

1973 nW (OT)	92-	91
------	--------------------	-----	----

Pittsburgh (3-1)

1964 nL 63-	98
1965 hW 100-	74
1966 aW 77-	60
1981 hW 72-	70

1999-2000 Review





1999-2000 Season in Review

Final Record

Virginia Tech was 16-15 overall and 8-8 in Atlantic 10 Conference action. Under first-year head coach Ricky Stokes, Tech registered its first winning season since going 23-6 in the 1995-96 season, when the Hokies lost in the second round of the NCAA Tournament to eventual national champion Kentucky.

Making a Closing Statement

The 1999-2000 season marked Virginia Tech's final season as a member of the Atlantic 10 Conference. With an 8-8 conference record, Tech finished in 4th place in the league's West Division. Tech lost its first two conference games, but finished the regular season with a pair of home wins over La Salle and Dayton that avenged earlier losses.

Stoking the Fire

The Ricky Stokes era began at Virginia Tech on November 22, as the Hokies defeated William & Mary, 59-57, in Williamsburg. On December 4, Stokes won his home opener, 60-52, against UNC Charlotte in Cassell Coliseum. For the season, the Stokes-led Hokies were 16-15 overall, the first time since Frankie Allen in the 1987-88 season that a Tech first-year head coach had a winning record.

Three Receive Honors

Dennis Mims, Brian Chase and Andre Ray will be remembered as the final Hokies honored by the Atlantic 10 Conference. Mims was selected to the 1999-2000 Atlantic 10 All-Conference third team, while Chase earned All-Rookie


honors and Ray was selected to the A10 defensive team.

Shutting Them Down


If last season is any indication, the Hokies under Ricky Stokes will be known for defense. The Hokies

finished the 1999-2000 season ranked 24th nationally and second in the Atlantic 10 in scoring defense, allowing just 63.9 points per game. Eight times, Tech allowed opponents less than 60 points, including two games

(a 65-46 win at VMI and a 49-41 loss at home against Massachusetts) that opponents failed to reach 50 points. Only twice did an opponent score more than 75 points, with one of those games being a 96-86



Ricky Stokes and Brian Chase celebrate a Tech victory in Cassell Coliseum.



Dennis Mims led the Atlantic 10 in blocked shots last season.

overtime win against La Salle in Cassell Coliseum.

SWAT!!!

Tech held a 155-95 advantage in blocked shots over their opponents. The Hokies narrowly missed breaking the school record of 160 blocked shots, set in the 1987-88 season. This was the second straight season that Tech blocked exactly 155 shots.

Big Man on the Block

Dennis Mims left his mark in the Atlantic 10 Conference last season, as he led the league in blocked shots with 58. The sophomore also finished second in field goal percentage, sixth in defensive rebounds and seventh in rebounds. Mims also was 10th in offense rebounds and 17th in scoring. His 58 blocked shots set a new Virginia Tech record for blocks by a sophomore, set the previous season by Rolan Roberts, with 57.

Going 70

70 points seems to be a good number for the Hokies. Tech was 8-0 last season when reaching 70 points and have won 22 straight games when scoring 70 points or more. Tech is 45-5 in such games since the start of the 1995-96 season.

Chasing An Impressive Crowd

Brian Chase became the first Tech freshman in almost 20 years to record five 20-point scoring games in a season. Dell Curry was the last Tech freshman to record five 20-point games in a season. Curry did that during the 1982-83 season.

Batting 1000

Rolan Roberts reached the 1,000 career point mark in the home loss to UMass. He finished his Tech career with 1,169 career points.

Putting in Overtime

Tech was 2-1 in overtime games, including wins in each of the last two such games. Tech is 15-6 in overtime games since the beginning of the 1989-90 season.

Home Is Where the Wins Are

Tech finished the season with a 9-4 mark in Cassell Coliseum. The Hokies have never had a losing home record since Cassell was opened in 1962. Tech is 386-97 all-time in Cassell, for a .820 winning percentage. Tech has never lost more than seven games in a season at Cassell.

Lids on the Rims

During Virginia Tech's last 259 games, opposing teams have shot 50 percent or better just 38 times. During that span, Tech has held its opponents less than 40 percent 109 times. Tech opponents shot 39.5 percent from the floor, including 39.1 percent in Atlantic 10 action. Tech's last four opponents shot a combined 34.9 percent from the floor, including 34.5 percent in the A10 tournament.

Making the Shots

Dennis Mims is quickly approaching a Virginia Tech top 10 listing. Mims needs just 51 field goal attempts to qualify for career field goal percentage. His 52.7 percent from the field would be good enough for fifth place on the career list.



1999-2000 Results

16-15 Overall; 8-8 Atlantic 10; 1-1 A-10 Tournament

11/22/99	7 p.m.	at William & Mary	59-57	W	2,849	(17) MIMS, Dennis	(8) MIMS, Dennis
11/29/99	7:30 p.m.	at UNC Asheville	83-61	W	875	(26) ROBERTS, Rolan	(6) WHEELER, Russ
12/02/99	7:30 p.m.	at East Tennessee State	53-68	L	3,443	(16) RAY, André	(8) ROBERTS, Rolan
12/04/99	2 p.m.	UNC CHARLOTTE	60-52	W	4,678	(25) ROBERTS, Rolan	(11) MIMS, Dennis
12/06/99	7 p.m.	at VMI	65-46	W	3,643	(17) MIMS, Dennis	(8) WHEELER, Russ
12/09/99	7 p.m.	RADFORD	60-62	L	4,732	(17) MIMS, Dennis	(8) RAY, André
12/11/99	2 p.m.	LIBERTY	61-62	L	5,112	(13) DUNLOP, Brendan	(11) MIMS, Dennis
12/20/99	2 p.m.	^ vs. Illinois State	79-71	W	200	(14) ROBERTS, Rolan (14) CHASE, Brian	(6) RAY, André
12/21/99	6:30 p.m.	^ vs. Auburn	63-73	L	300	(22) CHASE, Brian	(7) ROBERTS, Rolan (7) MIMS, Dennis
12/22/99	4:30 p.m.	^ vs. Louisiana-Lafayette	59-56	W	358	(22) ROBERTS, Rolan	(7) MIMS, Dennis
12/28/99	7 p.m.	WEST VIRGINIA	58-61	L	4,063	(14) WHEELER, Russ	(13) WHEELER, Russ
01/06/00	8 p.m.	* at Xavier	67-86	L	8,776	(17) MIMS, Dennis	(10) MIMS, Dennis
01/09/00	3 p.m.	* at Dayton	50-62	L	12,813	(15) CHASE, Brian	(9) ROBERTS, Rolan
01/12/00	7 p.m.	* DUQUESNE	80-59	W	2,573	(20) MIMS, Dennis	(8) WHEELER, Russ
01/15/00	2 p.m.	* GEORGE WASHINGTON	82-72	W	2,726	(25) MIMS, Dennis	(11) ROBERTS, Rolan
01/19/00	7 p.m.	* FORDHAM	82-61	W	3,351	(20) CHASE, Brian	(12) MIMS, Dennis
01/22/00	4 p.m.	* at Temple	46-66	L	8,192	(11) MIMS, Dennis	(9) MIMS, Dennis
01/24/00	7:30 p.m.	# vs. Virginia	66-71	L OT	7,221	(15) DUNLOP, Brendan	(11) MIMS, Dennis
01/29/00	2 p.m.	* MASSACHUSETTS	41-49	L	4,661	(18) MIMS, Dennis	(7) MIMS, Dennis
02/03/00	7 p.m.	* ST. JOSEPH'S	68-62	W	3,018	(18) MIMS, Dennis	(7) DOBBINS, Tony
02/05/00	7 p.m.	* at La Salle	64-71	L	2,531	(17) MIMS, Dennis	(8) ROBERTS, Rolan
02/07/00	7 p.m.	OLD DOMINION	78-67	W OT	3,121	(17) DUNLOP, Brendan (17) MIMS, Dennis	(13) ROBERTS, Rolan
02/10/00	7:30 p.m.	* at St. Bonaventure	54-61	L	5,082	(20) CHASE, Brian	(7) MIMS, Dennis
02/12/00	2 p.m.	* at Rhode Island	65-61	W	3,130	(23) CHASE, Brian	(15) MIMS, Dennis
02/17/00	7:30 p.m.	* at George Washington	68-71	L	4,462	(17) MIMS, Dennis	(13) MIMS, Dennis
02/19/00	2 p.m.	* XAVIER	73-65	W	6,113	(19) ROBERTS, Rolan	(9) RAY, André
02/27/00	4 p.m.	* at Duquesne	50-70	L	5,707	(15) ROBERTS, Rolan	(7) ROBERTS, Rolan
03/01/00	7 p.m.	* LA SALLE	96-86	W OT	2,886	(24) CHASE, Brian	(15) ROBERTS, Rolan
03/04/00	2 p.m.	* DAYTON	64-52	W	5,513	(18) ROBERTS, Rolan	(13) ROBERTS, Rolan
03/08/00	Noon	† vs. Fordham	51-48	W		(13) DUNLOP, Brendan	(11) RAY, André
03/09/00	Noon	† vs. Temple	52-71	L		(16) CHASE, Brian	(4) ROBERTS, Rolan (4) CHASE, Brian

* - Atlantic 10 game

^ - San Juan Shootout

- at Richmond, Va.

† - Bell Atlantic/Atlantic 10 Championship at Philadelphia, Pa.

Attendance Summary

	Totals	Avg./Game
Home	52,547	4,042
Away	61,503	5,125
Neutral	8,079	1,616
TOTAL	122,129	4,071

1999-2000 Records

Record	Overall	Home	Away	Neutral
All Games	16-15	9-4	4-8	3-3
Conference	8-8	7-1	1-7	0-0
Non-conference	8-7	2-3	3-1	3-3



1999-2000 Statistics

No. Player	GP	GS	MIN	AVG	FG	FGA	PCT	3 POINT			FT	FTA	PCT	REBOUNDS				PF	FO	A	TO	BLK	ST	PTS	AVG	
								FG	FGA	PCT				OFF	DEF	TOT	AVG									
42 MIMS, Dennis	29	27	947	32.7	160	304	.526	0	1	.000	92	134	.687	81	139	220	7.6	85	2	47	105	58	22	412	14.2	
Conference Only	16	15	523	32.7	94	176	.534	0	0	.000	52	76	.684	48	87	135	8.4	44	1	31	60	28	7	240	15.0	
4 ROBERTS, Rolan	31	31	922	29.7	155	338	.459	7	37	.189	90	154	.584	78	110	188	6.1	100	3	52	81	50	38	407	13.1	
Conference Only	16	16	478	29.9	84	180	.467	2	15	.133	47	81	.580	43	60	103	6.4	50	1	23	33	30	17	217	13.6	
5 CHASE, Brian	24	18	792	33.0	106	259	.409	63	164	.384	34	45	.756	13	79	92	3.8	44	0	30	52	1	28	309	12.9	
Conference Only	16	14	539	33.7	68	171	.398	42	108	.389	28	37	.757	11	59	70	4.4	36	0	24	31	1	18	206	12.9	
15 DUNLOP, Brendan	31	20	961	31.0	97	225	.431	20	73	.274	80	112	.714	22	53	75	2.4	74	3	103	74	1	43	294	9.5	
Conference Only	16	7	450	28.1	46	104	.442	11	30	.367	39	52	.750	14	28	42	2.6	36	0	56	38	0	14	142	8.9	
22 RAY, André	31	28	876	28.3	52	126	.413	13	45	.289	32	54	.593	41	97	138	4.5	83	2	71	72	9	18	149	4.8	
Conference Only	16	16	442	27.6	26	58	.448	6	18	.333	15	24	.625	18	52	70	4.4	51	2	44	43	3	11	73	4.6	
32 DOBBINS, Tony	28	16	459	16.4	39	124	.315	10	43	.233	43	61	.705	8	42	50	1.8	36	0	22	41	3	30	131	4.7	
Conference Only	16	9	267	16.7	20	68	.294	4	21	.190	20	31	.645	6	31	37	2.3	26	0	17	26	2	17	64	4.0	
31 WHEELER, Russ	29	12	646	22.3	53	120	.442	0	1	.000	23	34	.676	51	71	122	4.2	82	2	24	20	25	28	129	4.4	
Conference Only	16	2	312	19.5	22	48	.458	0	0	.000	7	9	.778	25	34	59	3.7	44	1	11	9	12	16	51	3.2	
14 WHALEY, David	17	2	141	8.3	22	49	.449	0	4	.000	13	22	.591	15	16	31	1.8	31	1	8	18	3	5	57	3.4	
Conference Only	6	0	37	6.2	3	13	.231	0	1	.000	3	6	.500	2	2	4	0.7	11	0	2	5	1	2	9	1.5	
21 SMITH, Jon	23	0	160	7.0	15	34	.441	0	3	.000	13	17	.765	12	13	25	1.1	19	0	5	6	4	2	43	1.9	
Conference Only	8	0	47	5.9	5	8	.625	0	0	.000	5	5	1.00	5	6	11	1.4	5	0	2	1	0	0	15	1.9	
3 KIMBROUGH, J.	17	1	130	7.6	9	27	.333	7	23	.304	2	2	1.00	1	7	8	0.5	11	0	6	14	0	4	27	1.6	
Conference Only	11	1	77	7.0	7	20	.350	6	17	.353	2	2	1.00	1	4	5	0.5	8	0	3	8	0	4	22	2.0	
23 SMITH, Drew	18	0	146	8.1	7	21	.333	2	13	.154	9	13	.692	8	12	20	1.1	11	0	10	12	0	6	25	1.4	
Conference Only	8	0	30	3.8	2	5	.400	0	2	.000	4	6	.667	4	1	5	0.6	1	0	2	4	0	1	8	1.0	
33 VIEGAS, Rodrigo	13	0	90	6.9	5	16	.313	4	13	.308	0	5	.000	1	12	13	1.0	5	0	5	4	1	5	14	1.1	
Conference Only	5	0	23	4.6	1	4	.250	1	3	.333	0	0	.000	0	3	3	0.6	2	0	3	1	0	0	3	0.6	
24 WILLIS, Keith	3	0	5	1.7	0	4	.000	0	2	.000	1	2	.000	1	1	2	0.7	1	0	0	3	0	1	0	0.0	
Conference Only	0	0																								
Team Rebounds														45	53	98							5			
VIRGINIA TECH	31		6275		720	1647	.437	126	422	.299	431	655	.658	377	705	1082	34.9	582	13	383	507	155	230	1997	64.4	
Conference Only	16		3225		378	855	.442	72	215	.335	222	329	.675	194	389	583	36.4	314	5	218	263	77	107	1050	65.6	
OPPONENTS	31		6275		675	1709	.395	173	537	.322	457	656	.697	416	656	1072	34.6	578		337	471	95	224	1980	63.9	
Conference Only	16		3225		360	920	.391	92	293	.314	242	362	.669	229	331	560	35.0	286		181	208	54	113	1054	65.9	

Score by Periods	1st	2nd	OT1	TOTAL
Opponents	906	1058	16	1980
Virginia Tech	891	1074	32	1997

Deadball Rebounds	OFF	DEF	TOTAL
Opponents	87	16	114
Virginia Tech	99	17	116



Game-by-Game Statistics

POINTS, REBOUNDS, ASSISTS

Opponent	Kim.	Rob.	Chase	Wha.	Dun.	Smi, J.	Ray	Smi, D.	Wil.	Whee.	Dob.	Vieg.	Mims
at William & Mary	0-2-0	7-4-0		DNP	13-3-2	0-0-0	0-1-3	0-0-0	DNP	8-3-1	14-2-1	0-3-0	17-8-2
at UNC Asheville	2-0-1	26-5-2		2-1-0	10-3-2	4-2-1	0-0-2	3-4-2	0-1-0	12-6-4	6-2-2	6-1-1	12-4-0
at East Tennessee St.	3-0-0	10-8-0		3-3-1	9-3-4	0-0-0	16-3-0	0-0-0	0-0-0	4-4-1	2-0-0	0-0-0	6-4-1
UNC CHARLOTTE	DNP	25-4-2		2-2-0	3-0-7	0-2-1	3-6-0	4-2-1	DNP	6-7-1	DNP	0-0-0	17-11-1
at VMI	0-0-0	5-6-3		14-6-0	10-1-6	0-2-0	2-5-1	5-7-1	0-1-0	9-8-1	DNP	3-2-0	17-7-0
RADFORD	DNP	14-7-2		7-6-1	6-5-1	3-1-0	11-8-3	2-2-2	DNP	DNP	DNP	0-1-1	17-7-1
LIBERTY	DNP	11-5-3		10-3-0	13-4-4	4-2-0	5-4-2	0-0-1	DNP	DNP	11-0-0	DNP	7-11-2
vs. Illinois State	0-1-0	14-5-4	14-2-0	6-2-0	10-1-4	6-2-0	13-6-3	0-0-0	DNP	4-2-1	3-0-0	DNP	9-3-0
vs. Auburn	DNP	12-7-4	22-1-0	0-0-0	5-2-1	0-0-1	3-4-2	DNP	DNP	2-3-0	4-2-0	DNP	15-7-1
vs. Louisiana-Lafayette	DNP	22-4-1	13-6-1	0-0-1	7-1-2	0-1-0	0-3-1	DNP	DNP	1-0-1	2-1-0	DNP	14-7-1
WEST VIRGINIA	DNP	6-5-1	5-0-1	DNP	9-2-3	2-0-0	3-8-2	DNP	DNP	14-13-0	9-3-0	DNP	10-2-3
at Xavier	9-0-1	9-2-5	11-0-3	9-3-1	0-0-0	2-0-1	2-3-3	0-0-1	DNP	0-4-0	8-3-1	0-0-0	17-10-0
at Dayton	3-0-1	10-9-1	15-7-0	0-1-1	9-4-2	DNP	1-2-1	DNP	DNP	0-3-1	0-0-0	DNP	12-8-1
DUQUESNE	0-1-0	14-6-2	8-6-2	0-0-0	18-2-1	0-0-0	2-6-1	0-0-0	DNP	8-8-1	10-2-3	0-1-1	20-7-7
GEO. WASHINGTON	2-0-0	17-11-2	7-7-1	DNP	4-1-3	DNP	11-3-2	0-0-0	DNP	9-5-1	7-1-4	DNP	25-6-3
FORDHAM	0-0-0	14-5-2	20-2-2	0-0-0	9-0-3	0-1-0	9-7-2	2-0-1	DNP	5-5-1	10-6-2	3-1-0	10-12-3
vs. Temple	DNP	6-4-1	6-5-0	0-0-0	6-2-4	5-2-0	5-4-3	1-2-0	DNP	2-1-1	4-1-2	0-0-0	11-9-2
vs. Virginia	DNP	10-6-1	11-3-2	DNP	15-1-2	0-0-0	4-2-2	DNP	DNP	4-4-1	8-1-0	DNP	14-11-3
MASSACHUSETTS	DNP	6-4-1	5-1-1	DNP	0-4-1	0-0-0	8-3-1	DNP	DNP	2-4-0	2-4-0	DNP	18-7-0
ST. JOSEPH'S	0-0-0	10-4-3	15-2-1	DNP	5-3-5	DNP	5-5-5	DNP	DNP	2-2-0	13-7-0	DNP	18-6-1
at La Salle	3-0-1	16-8-1	8-6-0	DNP	2-1-4	8-6-0	2-7-5	DNP	DNP	2-5-0	6-3-4	DNP	17-5-1
OLD DOMINION	0-0-2	16-13-1	14-4-1	DNP	17-1-7	0-0-0	10-4-1	DNP	DNP	2-2-0	2-1-0	DNP	17-3-1
at St. Bonaventure	3-1-0	10-3-1	20-5-4	DNP	11-2-2	DNP	0-2-1	DNP	DNP	0-3-0	0-1-0	DNP	10-7-0
at Rhode Island	0-0-0	17-2-1	23-6-1	DNP	11-5-7	DNP	2-3-4	DNP	DNP	2-4-2	0-1-0	DNP	10-15-1
at George Washington	DNP	14-6-0	13-4-4	DNP	15-5-5	DNP	0-5-3	DNP	DNP	7-5-0	2-2-1	DNP	17-13-1
XAVIER	DNP	19-4-1	14-6-0	DNP	16-3-8	DNP	6-9-3	DNP	DNP	2-3-2	2-4-0	DNP	14-8-4
at Duquesne	2-3-0	15-7-0	7-3-1	0-0-0	10-4-4	0-0-1	3-1-2	3-0-0	DNP	2-1-0	0-1-0	0-1-2	8-6-1
LA SALLE	DNP	22-15-2	24-3-2	DNP	12-1-6	DNP	9-7-3	2-3-0	DNP	4-1-1	0-0-0	DNP	23-11-5
DAYTON	0-0-0	18-13-0	10-7-2	DNP	14-5-1	0-2-0	8-3-5	0-0-0	DNP	4-5-1	0-1-0	DNP	10-5-1
vs. Fordham	DNP	3-2-2	8-2-0	4-4-2	13-4-1	3-0-0	6-11-2	0-0-0	DNP	12-8-2	0-0-0	2-2-0	DNP
vs. Temple	DNP	9-4-3	16-4-1	0-1-1	12-2-1	6-2-0	0-3-3	3-0-1	DNP	0-3-0	6-1-2	0-1-0	DNP




Dennis Mims scored 17 points in the win at VMI.



Team Highs

Points	96	vs. LA SALLE	3/01/00
Field Goals Made	36	vs. LA SALLE	3/01/00
Field Goal Attempts	68	vs. LA SALLE	3/01/00
Field Goal Percentage	.564 (31-55)	vs. Illinois State	12/20/99
3-pt. Field Goals Made	8	vs. FORDHAM	1/19/00
	8	vs. Temple	3/09/00
3-pt. FG Attempts	23	vs. Temple	3/09/00
3-pt. FG Percentage	.600 (6-10)	at Rhode Island	2/12/00
Free Throws Made	26	vs. Fordham	1/19/00
Free Throw Attempts	39	vs. FORDHAM	1/19/00
Free Throw Percentage	.852 (23-27)	vs. DUQUESNE	1/12/00
Rebounds	48	at VMI	12/06/99
Assists	19	vs. LA SALLE	3/01/00
Steals	19	at UNC Asheville	11/29/99
Blocked Shots	13	vs. Duquesne	1/12/00
Turnovers	24	vs. RADFORD	12/09/99
	24	at George Washington	2/17/00
Fouls	28	at La Salle	2/05/00

Virginia Tech Record Book





Individual Records

GAMES

Season

Appeared In: 35, by 10 players

Started: 35, by eight players

Career

Appeared In: 129, Perry Young, 1981-85

Started: 126, Dell Curry, 1982-86; Bobby Beecher, 1982-86

Consecutive Starts: 123, Ace Custis, 1993-97

MINUTES PLAYED

Game

Overall: 55, Randy Minix vs. West Virginia, 1-26-72; Dale Solomon vs.

William & Mary, 1-21-81; Dell Curry vs. West Virginia, 2-2-83

Season

Overall: 1,297, Shawn Good and Damon Watlington, 1994-95 (35 games)

Highest Average: 38.6, Jay Purcell, 1991-92 (28 games)

Career

Overall: 4,275, Dell Curry, 1982-86

Highest Average: 35.1, Dale Solomon, 1978-82

POINTS

Game

Overall: 52, Allan Bristow vs. Geo. Washington, 2-21-73

Home Court: 52, Allan Bristow vs. Geo. Washington, 2-21-73

Opponent's Court: 41, Chris Smith at VMI, 1-19-60; Dell Curry at Cincinnati, 1-18-86

Neutral Court: 43, Bimbo Coles vs. Virginia, at Richmond Col., 1-25-89

Losing Effort: 43, Bimbo Coles vs. Virginia, 1-25-89

NCAA Tournament: 29, Glen Combs vs. Indiana, 3-17-67

NIT: 29, Allan Bristow vs. Alabama, 3-24-73; Perry Young vs. South Alabama, 3-18-84

Season

Overall: 785, Bimbo Coles, 1989-90 (31 games)

Highest Average (overall): 26.6, Bimbo Coles, 1988-89 (27 games)

Double-Figure Games: 34, Dell Curry, 1983-84 (35 games)

*30-Point Games: 9, Bimbo Coles, 1988-89

40-Point Games: 2, Bimbo Coles, 1988-89

50-Point Games: 1, Allan Bristow, 1972-73; Bimbo Coles, 1987-88

Career

Overall: 2,484, Bimbo

Coles, 1986-90

Highest Average: 23.1, Allan Bristow, 1970-73

Double-Figure Games:

115, Dell Curry, 1982-86

Consecutive Double-

Figure Games: 78,

Allan Bristow, 1970-73

*30-Point Games: 21,

Bimbo Coles, 1986-90

40-Point Games: 3,

Bimbo Coles, 1986-90

50-Point Games: 1,

Allan Bristow, 1970-73;

Bimbo Coles, 1986-90

**Games of 40 points or more are not included in these totals.*



Terry Penn made a school-record 20 free throws in a 1957 game against The Citadel.



Forward Ace Custis started a school-record 123 consecutive games for the Hokies from 1993-97.

FIELD GOALS

Game

Made: 22, Allan Bristow vs. Geo. Washington, 2-21-73

Attempted: 36 (made 19), Bill Matthews vs. The Citadel, 2-23-56; (made 17), Loyd King vs. N.C. State, 12-12-70

Percentage (min. 10 attempts): 1.000, Russell Davis, 15-15, vs. Vermont, 12-31-74

3-PT Made: 7, Wally Lancaster vs. San Francisco St., 1-3-87 and Richmond, 2-15-88

3-PT Attempted: 20 (made 6), Wally Lancaster vs. Marquette, 2-20-88

3-PT Percentage (min. 7 attempts): 1.000, Wally Lancaster, 7-7, vs. San Francisco St., 1-3-87

Season

Made: 305, Dell Curry, 1985-86 (30 games)

Attempted: 693, Bimbo Coles, 1989-90 (31 games)

Percentage: .669, Duke Thorpe, 168 of 251, 1975-76

3-PT Made: 106, Wally Lancaster, 1987-88 (29 games)

3-PT Attempted: 302, Wally Lancaster, 1987-88

3-PT Percentage: .467, Wally Lancaster, 78 of 167, 1986-87

Career

Made: 1,021, Dell Curry, 1982-86

Attempted: 2,029, Bimbo Coles, 1986-90

Percentage: .604, Duke Thorpe, 529 of 876, 1973-77

3-PT Made: 257, Wally Lancaster, 1986-89

3-PT Attempted: 694, Wally Lancaster, 1986-89

3-PT Percentage: .404, Damon Watlington, 175 of 433, 1992-96

Consecutive Games with 3-PT Made: 73, Wally Lancaster, 1986-89

FREE THROWS

Game

Made: 20, Terry Penn vs. The Citadel, 1-10-57

Attempted: 27 (made 18), Bimbo Coles vs. So. Mississippi, 2-6-88

Percentage (min. 10 attempts): 1.000, Rod Wheeler, 18 of 18 vs. Richmond, 12-28-90

Consecutive FTs Made: 18, Terry Penn vs. The Citadel, 1-10-57;

Rod Wheeler vs. Richmond, 12-28-90



Roy Brow (54) holds the all-time blocked shots mark.

FREE THROWS

Season

Made: 200, Bimbo Coles, 1987-88 (29 games)
 Attempted: 297, Bill Matthews, 1953-54 (27 games)
 Percentage: .916, Phil Thieneman, 98 of 107, 1976-77

Career

Made: 593, Bimbo Coles, 1986-90
 Attempted: 793, Bimbo Coles, 1986-90
 Percentage: .842, Phil Thieneman, 139 of 165, 1973-77

REBOUNDS

Game

Overall: 36, Chris Smith vs. Washington & Lee, 1-9-59
 NCAA Tournament: 19, Ken Talley vs. Toledo, 3-11-67
 NIT: 18, Ace Custis vs. New Mexico St., 3-22-95

Season

Overall: 495, Chris Smith, 1959-60 (26 games)
 Highest Average: 20.4, Chris Smith, 1958-59 (21 games)

Career

Overall: 1,508, Chris Smith, 1957-61
 Highest Average: 17.1, Chris Smith, 1957-61

ASSISTS

Game


Overall: 12, Dave Sensibaugh vs. Oregon, 12-19-75; Bimbo Coles vs. Missouri, 12-16-87; Troy Manns vs. St. Bonaventure, 1-2-97
 NCAA Tournament: 8, Troy Manns vs. Kentucky, 3-16-96
 NIT: 8, Dell Curry vs. William & Mary, 3-17-83

Season

Overall: 192, Dave Sensibaugh, 1975-76 (28 games)
 Highest Average (overall): 6.9, Dave Sensibaugh, 1975-76

Career

Overall: 547, Bimbo Coles, 1986-90
 Highest Average: 4.8, Bimbo Coles, 1986-90



Dell Curry was known for his long-range jumper, but he also set Tech records for steals.

Career Scoring Leaders

Player	Yrs. Played	Pts.	Avg.
Bimbo Coles	1986-90	2484	21.6
Dell Curry	1982-86	2389	18.9
Dale Solomon	1978-82	2136	18.4
Perry Young	1981-85	1899	14.7
Allan Bristow	1970-73	1804	23.1
Bob Ayersman	1957-61	1782	20.5
Ace Custis	1993-97	1706	13.7
Wally Lancaster	1986-89	1696	20.7
Bill Matthews	1952-56	1652	16.5
Chris Smith	1957-61	1635	18.6
Bobby Beecher	1982-86	1548	12.2
Howard Pardue	1961-64	1445	20.0
Shawn Smith	1992-96	1440	12.1
Glen Combs	1965-68	1361	17.9
Les Henson	1976-80	1334	11.5
Duke Thorpe	1973-77	1294	12.2
Bucky Keller	1959-62	1292	18.2
Keith Colbert	1982-86	1290	10.6
Wayne Robinson	1976-80	1283	11.2
Sumner Tilson	1948-51	1256	16.5
Loyd King	1968-71	1248	17.1
Damon Watlington	1992-96	1224	10.4
Jeff Schneider	1978-82	1178	10.2
Rolan Roberts	1997-00	1169	13.6
Dick Sayre	1947-51	1165	11.8
Jay Purcell	1990-94	1075	9.5
Marshall Ashford	1975-79	1058	9.4
Russell Davis	1974-76	1052	19.5
Chris Ellis	1966-69	1050	14.1
Craig Lieder	1971-74	1034	13.6
Shawn Good	1992-96	1008	8.5

STEALS

Game

Overall: 8, Dell Curry vs. Louisville, 1-14-84; Rod Wheeler vs. VCU, 12-11-90

Season

Overall: 89, Dell Curry, 1983-84 (35 games)
 Highest Average (overall): 2.6, Dell Curry, 1985-86 (30 games)

Career

Overall: 295, Dell Curry, 1982-86
 Highest Average: 2.3, Dell Curry, 1982-86

BLOCKED SHOTS

Game

Overall: 9, Roy Brow vs. James Madison, 12-6-86 & Baptist College, 12-12-87

Season

Overall: 100, by Roy Brow, 1987-88 (28 games)

Career

Overall: 251, Roy Brow, 1984-88
 Highest Average: 2.4, Roy Brow, 1984-88

FOULS

Season

Committed: 117, Bobby Beecher, 1983-84 (35 games)
 Disqualifications: 9, shared by four players

Career

Committed: 414, Bobby Beecher, 1982-86
 Disqualifications: 27, Keith Colbert, 1982-86

TURNOVERS

Game

Overall: 11, Bimbo Coles vs. Creighton, 12-30-89

Season

Overall: 113, Dell Curry, 1983-84 (35 games)

Career

Overall: 388, Dell Curry, 1982-86



Team Records

POINTS

Game

Overall: 141, vs. So. Mississippi, 2-6-88
 Homecourt: 141, vs. So. Mississippi, 2-6-88
 Opponent's Court: 108, vs. Guilford, 12-14-55
 Neutral Court: 115, vs. St. Bonaventure, 1-3-76 (Roanoke CC)
 First Half: 68, vs. South Carolina St., 12-18-82
 Second Half: 73, vs. Johns Hopkins, 11-30-81
 Overtime Period: 22, vs. Florida State, 1-12-81
 Losing Effort: 106, vs. Virginia, 1-25-89
 NCAA Tournament: 89, vs. Western Kentucky, 3-7-80
 NIT: 92, vs. Notre Dame, 3-25-73
 Fewest Scored: 7, vs. Washington & Lee, 1-27-23
 Fewest Allowed: 2, vs. Virginia Christian, 2-9-17

Most Allowed: 133, vs. So. Mississippi, 2-6-88

Both Teams: 274, vs. So. Mississippi, 141-133, 2-6-88

Season

Overall: 2,646, 1987-88 team (29 games)
 Highest Average: 91.2, 1987-88 team
 100-Point Games: 7, 1975-76 team and 1987-88 team
 Consecutive 100-Point Games: 2, six times
 100-Point Games Allowed: 7, 1988-89 team

FIELD GOALS

Game

Made: 52, vs. VMI, 2-20-59
 Attempted: 111 (made 37), vs. VMI, 1-25-60
 Highest Percentage: .722, vs. Syracuse, 39 of 54, 1-28-76
 Highest Percentage for a Half: .821, vs. Syracuse, 23 of 28, 1-28-76
 Lowest Percentage: .224, vs. Alabama, 19 of 78, 1-4-61
 Lowest Percentage for a Half: .194 vs. Marquette, 7 of 36, 2-15-94
 3-PT Made: 16, vs. Marquette, 1-7-89
 3-PT Attempted: 36, vs. Marquette, 1-7-89
 Highest 3-PT Percentage (min. 10 attempts): .692, vs. Florida St., 9 of 13, 2-24-90

Season

Made: 1,058, 1983-84 team (35 games)
 Attempted: 2,168, 1989-90 team (31 games)
 Highest Percentage: .517, 1981-82 team, 1,030 of 1,993
 Lowest Percentage: .312, 1953-54 team, 575 of 1,845
 3-PT Made: 199, by 1988-89 team
 3-PT Attempted: 588, by 1988-89 team
 Highest 3-PT Percentage: .395, 1995-96 team, 155 of 392
 Lowest 3-PT Percentage: .300, 1991-92 team, 115 of 383

Team Marks

Season	W-	L	FG%	FT%	Reb.	Avg.	Pts.	Avg.
1956-57	14-	8	.397	.716	840	38.2	1548	70.4
1957-58	11-	8	.406	.692	860	45.3	1419	74.7
1958-59	16-	5	.433	.695	1205	*57.4	1758	83.7
1959-60	20-	6	.420	.734	*1460	56.2	2127	81.8
1960-61	15-	7	.438	.698	1229	55.9	1874	85.2
1961-62	19-	6	.451	.728	1256	50.2	2047	81.9
1962-63	12-	12	.446	.699	1064	44.3	1758	73.3
1963-64	16-	7	.439	.718	1148	49.9	1813	78.8
1964-65	13-	10	.447	.661	1186	51.6	1878	81.7
1965-66	19-	5	.468	.709	1171	48.8	2051	85.5
1966-67	20-	7	.465	.624	1316	48.7	2130	78.9
1967-68	14-	11	.470	.694	1085	43.4	1954	78.2
1968-69	14-	12	.436	.710	1213	46.7	1956	75.2
1969-70	10-	12	.421	.710	1001	45.5	1600	72.7
1970-71	14-	11	.448	.724	1273	50.9	2047	81.9
1971-72	16-	10	.431	.677	1312	50.5	2004	77.1
1972-73	22-	5	.457	.681	1315	48.7	2309	85.5
1973-74	13-	13	.411	.684	1142	43.9	1975	76.0
1974-75	16-	10	.477	.732	1140	43.8	2090	80.4
1975-76	21-	7	.502	.698	1277	45.6	2441	87.2
1976-77	19-	10	.474	.720	1206	41.6	2342	80.8
1977-78	19-	8	.479	.684	1115	41.3	2314	85.7
1978-79	22-	9	.511	.727	1152	37.2	2547	82.2
1979-80	21-	8	.497	.722	1018	35.1	2175	75.0
1980-81	15-	13	.477	*.750	932	33.3	2034	72.6
1981-82	20-	11	*.517	.698	1020	32.9	2437	78.6
1982-83	23-	11	.503	.708	1130	33.2	2603	76.6
1983-84	22-	13	.508	.682	1120	32.0	2594	74.1
1984-85	20-	9	.500	.683	1122	38.7	2346	80.9
1985-86	22-	9	.499	.731	1105	35.6	2440	78.7
1986-87	10-	18	.435	.664	1073	38.3	2034	72.6
1987-88	19-	10	.444	.686	1244	42.9	*2646	*91.2
1988-89	11-	17	.424	.718	1190	42.5	2441	87.2
1989-90	13-	18	.404	.643	1205	38.9	2384	76.9
1990-91	13-	16	.419	.677	1074	37.0	2133	73.6
1991-92	10-	18	.440	.650	986	35.2	1822	65.1
1992-93	10-	18	.406	.688	969	34.6	1880	67.1
1993-94	18-	10	.437	.685	1065	38.0	2028	72.4
1994-95	*25-	10	.475	.693	1323	37.8	2640	75.4
1995-96	23-	6	.457	.698	1011	34.9	2036	70.2
1996-97	15-	16	.436	.665	999	32.2	1934	62.4
1997-98	10-	17	.370	.675	965	35.7	1787	66.2
1998-99	13-	15	.428	.663	985	35.2	1829	65.3
1999-00	16-	15	.437	.658	1082	34.9	1997	64.4

*Tech record



Bimbo Coles (l) and Wally Lancaster combined for 90 points in Tech's record-setting 141-133, triple-overtime win over Southern Mississippi.


FREE THROWS

Game

Made: 52, vs. William & Mary, 2-16-57
Attempted: 63, vs. William & Mary, 2-16-57
Highest Percentage (min. 10 attempts): 1.000, vs. North Carolina, 13 of 13, 2-17-75; (min. 20 attempts): .957, vs. Dayton, 22 of 23, 12-17-76
Lowest Percentage (min. 1 made): .125, vs. East Carolina, 1 of 8, 2-18-67

Season

Made: 576, 1994-95 team (35 games)
Attempted: 906 (made 535), 1953-54 team (27 games)
Highest Percentage: .750, 1980-81 team, 464 of 619
Lowest Percentage: .572, 1948-49 team, 298 of 519



Tech's all-time rebound leader Chris Smith helped the 1958-59 team post a school-record 57.4 rebounds per game.

BLOCKED SHOTS

Game

Overall: 15, vs. Coastal Carolina, 12-4-93

Season

Overall: 160, 1987-88 team (29 games)

FOULS

Game

Overall: 39, vs. N.C. State, 12-12-70
Disqualifications: 6, vs. N.C. State, 12-12-70 and Louisville, 2-10-86

Season

Overall: 724, 1982-83 team (34 games)
Disqualifications: 34, 1987-88 team

REBOUNDS

Game

Overall: 83, vs. VMI, 2-19-61
NCAA Tournament: 55, vs. Indiana, 3-17-67
NIT: 52, vs. Notre Dame, 3-25-73
Fewest: 15, vs. Tulane, 3-8-84

Season

Overall: 1,461, 1959-60 team (26 games)
Highest Average: 57.4, 1958-59 team (21 games)
Lowest Average: 32.0, 1983-84 team (35 games)
Highest Margin: +13.9, 1958-59 team
Lowest Margin: -6.0, 1992-93 team

ASSISTS

Game

Overall: 31, vs. South Carolina St., 12-18-82
NCAA Tournament: 16, vs. Kentucky, 3-16-96
NIT: 23, vs. William & Mary, 3-17-83

Season

Overall: 561, 1982-83 team (34 games)

STEALS

Game

Overall: 19, vs. Memphis St., 1-31-83 and South Carolina, 1-12-85 and UNC Asheville, 11-29-99

Season

Overall: 327, 1983-84 team (35 games)



Forward Shawn Smith was the Hokies' top scorer in 1994-95 as Tech posted a record 25 wins.

TURNOVERS

Game

Overall: 40, vs. Austin Peay, 12-7-74
Fewest: 4, vs. Memphis State, 1-8-82 and Florida Atlantic, 12-28-93

Season

Overall: 547, 1978-79 team (31 games)
Fewest: 345, 1995-96 team (29 games)
Best Margin: +4.8, 1987-88 team (29 games); 1989-90 team (31 games)
Worst Margin: -2.6, 1991-92 team (28 games)

MISCELLANEOUS RECORDS

Game

Biggest Victory Margin: 81, vs. Washington & Lee, 105-24, 1-9-59
Biggest Margin of Defeat: 56, vs. Marshall, 113-57, 12-9-52
Most Overtimes: 3, vs. West Virginia, 1-26-72; William & Mary, 1-21-81; West Virginia, 2-2-83
Most Double Figure Scorers: 7, vs. Johns Hopkins, 11-30-81
Most Double Figure Rebounders: 4, vs. VMI, 3-2-62

Season

Most Wins: 25, 1994-95 team (35 games)
Fewest Losses: 0, 1909-10 team (11 games)
Highest Won-Loss Percentage: 1.000, 1909-10 team, 11-0
Most Losses: 24, 1953-54 team (27 games)
Fewest Wins: 1, 1933-34 (16 games)
Lowest Won-Loss Percentage: .063, 1933-34 team, 1-15
Most Consecutive Wins (single season): 12, 1917-1918 team, 15-5
Most Consecutive Wins (over two seasons): 19, 1909-11 and 1917-19
Most Consecutive Losses: 18, 1954-55 team
Most Consecutive Winning Seasons: 12, 1974-86
Most Consecutive Losing Seasons: 18, 1923-41
Most Consecutive Non-Losing Seasons: 16, 1970-86



Year-by-Year Leaders

POINTS

Season	Name, Position	Pts.
1956-57	Abe Coates, C	354
1957-58	Bob Ayersman, F	393
1958-59	Bob Ayersman, F	556
1959-60	Chris Smith, C	577
1960-61	Chris Smith, C	438
1961-62	Bucky Keller, G	543
1962-63	Howard Pardue, F	446
1963-64	Howard Pardue, F	472
1964-65	John Wetzel, F	330
1965-66	John Wetzel, F	445
1966-67	Glen Combs, G	577
1967-68	Glen Combs, G	522
1968-69	Chris Ellis, G	514
1969-70	Loyd King, G	430
1970-71	Loyd King, G	532
1971-72	Allan Bristow, F	650
1972-73	Allan Bristow, C	644
1973-74	Craig Lieder, F	444
1974-75	Russell Davis, F	490
1975-76	Russel Davis, F	562
1976-77	Duke Thorpe, F	453
1977-78	Ron Bell, G	441
1978-79	Dale Solomon, C	534
1979-80	Dale Solomon, F	485
1980-81	Dale Solomon, C	589
1981-82	Dale Solomon, C	528
1982-83	Perry Young, F	548
1983-84	Dell Curry, G	674
1984-85	Perry Young, F	536
1985-86	Dell Curry, G	722
1986-87	Wally Lancaster, G	462
1987-88	Bimbo Coles, G	702
1988-89	Bimbo Coles, G	717
1989-90	Bimbo Coles, G	*785
1990-91	Antony Moses, G-F	465
1991-92	Thomas Elliott, F	337
1992-93	Thomas Elliott, F	321
1993-94	Jay Purcell, G	372
1994-95	Shawn Smith, F	560
1995-96	Ace Custis, F	390
1996-97	Ace Custis, F	456
1997-98	Rolan Roberts, F	366
1998-99	Eddie Lucas, G	418
1999-00	Dennis Mims, F	412

SCORING AVERAGE

Season	Name, Position	Avg.
1956-57	Abe Coates, C	16.1
1957-58	Bob Ayersman, F	20.7
1958-59	Bob Ayersman, F	26.5
1959-60	Chris Smith, C	22.2
1960-61	Chris Smith, C	19.9
1961-62	Bucky Keller, G	21.7
1962-63	Howard Pardue, F	18.6
1963-64	Howard Pardue, F	20.5
1964-65	John Wetzel, F	14.3
1965-66	John Wetzel, F	18.5
1966-67	Glen Combs, G	21.3
1967-68	Glen Combs, G	20.9
1968-69	Chris Ellis, G	19.7
1969-70	Loyd King, G	19.3
1970-71	Loyd King, G	21.3
1971-72	Allan Bristow, F	25.0
1972-73	Allan Bristow, C	23.9
1973-74	Craig Lieder, F	17.8
1974-75	Russell Davis, F	18.8

1975-76	Russell Davis, F	20.1
1976-77	Duke Thorpe, F	15.6
1977-78	Ron Bell, G	16.3
1978-79	Dale Solomon, C	17.8
1979-80	Dale Solomon, F	16.7
1980-81	Dale Solomon, C	21.0
1981-82	Dale Solomon, C	18.2
1982-83	Perry Young, F	16.1
1983-84	Dell Curry, G	19.3
1984-85	Perry Young, F	18.5
1985-86	Dell Curry, G	24.1
1986-87	Wally Lancaster, G	17.1
1987-88	Bimbo Coles, G	24.2
1988-89	Bimbo Coles, G	*26.6
1989-90	Bimbo Coles, G	25.3
1990-91	Antony Moses, G-F	16.0
1991-92	Thomas Elliott, F	12.0
1992-93	Thomas Elliott, F	11.9
1993-94	Jay Purcell, G	13.3
1994-95	Shawn Smith, F	16.0
1995-96	Ace Custis, F	13.4
1996-97	Ace Custis, F	14.7
1997-98	Rolan Roberts, F	13.6
1998-99	Eddie Lucas, G	14.9
1999-00	Dennis Mims, F	14.2

FIELD GOALS MADE

Season	Name, Position	FGs
1956-57	Abe Coates, C	113
1957-58	Bob Ayersman, F	146
1958-59	Bob Ayersman, F	204
1959-60	Chris Smith, C	209
1960-61	Chris Smith, C	169
1961-62	Howard Pardue, F	220
1962-63	Howard Pardue, F	190
1963-64	Howard Pardue, F	195
1964-65	John Wetzel, F	135
1965-66	John Wetzel, F	161
1966-67	Glen Combs, G	240
1967-68	Glen Combs, G	221
1968-69	Chris Ellis, G	217
1969-70	Loyd King, G	170
1970-71	Loyd King, G	204
1971-72	Allan Bristow, F	246
1972-73	Allan Bristow, C	261
1973-74	Craig Lieder, F	168
1974-75	Russell Davis, F	189
1975-76	Russell Davis, F	209
1976-77	Duke Thorpe, F	178
1977-78	Ron Bell, G	178
1978-79	Dale Solomon, C	205
1979-80	Dale Solomon, F	194
1980-81	Dale Solomon, C	211
1981-82	Dale Solomon, C	215
1982-83	Perry Young, F	213
1983-84	Dell Curry, G	293
1984-85	Dell Curry, G	225
1985-86	Dell Curry, G	*305
1986-87	Wally Lancaster, G	166
1987-88	Bimbo Coles, G	241
1988-89	Bimbo Coles, G	249
1989-90	Bimbo Coles, G	280
1990-91	Antony Moses, G-F	179
1991-92	Thomas Elliott, F	124
1992-93	Thomas Elliott, F	112
1993-94	Ace Custis, F	127
1994-95	Ace Custis, F	215
1995-96	Ace Custis, F	155



Dale Solomon is the last player to lead Virginia Tech in scoring four straight seasons.

1996-97	Ace Custis, F	163
1997-98	Rolan Roberts, F	143
1998-99	Rolan Roberts, F	151
1999-00	Dennis Mims, F	160

FIELD GOAL PERCENTAGE

Season	Name, Position	FG%
1956-57	Larry Hemmings, F	.410
1957-58	Chris Smith, C	.515
1958-59	Chris Smith, C	.502
1959-60	Chris Smith, C	.487
1960-61	Chris Smith, C	.506
1961-62	Frank Alvis, G	.500
1962-63	Frank Alvis, G	.481
1963-64	John Wetzel, F	.481
1964-65	John Wetzel, F	.521
1965-66	Ted Ware, F	.522
1966-67	Ted Ware, C	.556
1967-68	Glen Combs, G	.501
1968-69	Dan Wetzel, C	.467
1969-70	Loyd King, G	.455
1970-71	Charlie Lipscomb, C	.490
1971-72	Randy Minix, G	.514
1972-73	Craig Lieder, F	.530
1973-74	Duke Thorpe, F	.543
1974-75	Duke Thorpe, F	.546
1975-76	Duke Thorpe, F	*.657
1976-77	Duke Thorpe, F	.603
1977-78	Tic Price, F	.529
1978-79	Dale Solomon, C	.566
1979-80	Dale Solomon, F	.564
1980-81	Dale Solomon, C	.549
1981-82	Dale Solomon, C	.592

1982-83	Bobby Beecher, C	.570
1983-84	Perry Young, F	.570
1984-85	Al Young, G	.538
1985-86	Dell Curry, G	.529
1986-87	Roy Brow, C	.515
1987-88	Greg Brink, F-C	.537
1988-89	Eric Sanders, C	.488
1989-90	David Herbster, C	.481
1990-91	Thomas Elliott, F	.505
1991-92	Erik Wilson, C	.474
1992-93	Shawn Smith, C	.486
1993-94	Ace Custis, F	.523
1994-95	Shawn Good, G	.537
1995-96	Ace Custis, F	.506
1996-97	Keefe Matthews, C	.468
1997-98	Rolan Roberts, F	.534
1998-99	Rolan Roberts, F	.472
1999-00	Dennis Mims, F	.526

FREE THROWS MADE

Season	Name, Position	FTs
1956-57	Abe Coates, C	128
1957-58	Bob Ayersman, F	101
1958-59	Bob Ayersman, F	148
1959-60	Chris Smith, C	159
1960-61	Bob Ayersman, F	105
1961-62	Bucky Keller, G	169
1962-63	Berry Benfield, C	85
1963-64	Paul Long, G	87
1964-65	John Wetzel, F	64
1965-66	John Wetzel, F	123
1966-67	Glen Combs, G	96
1967-68	Wayne Mallard, G	90
1968-69	Dan Wetzel, C	82
1969-70	Loyd King, G	90
1970-71	Allan Bristow, F	140
1971-72	Allan Bristow, F	158
1972-73	Allan Bristow, C	122
1973-74	Craig Lieder, F	107
1974-75	Russell Davis, F	112
1975-76	Russell Davis, F	144
1976-77	Phil Thieneman, F	98
1977-78	Ron Bell, G	85
1978-79	Dale Solomon, C	124
1979-80	Wayne Robinson, C	114
1980-81	Dale Solomon, C	167
1981-82	Dale Solomon, C	98
1982-83	Perry Young, F	122
1983-84	Perry Young, F	162
1984-85	Perry Young, F	122
1985-86	Dell Curry, G	112
1986-87	Bimbo Coles, G	78
1987-88	Bimbo Coles, G	*200
1988-89	Bimbo Coles, G	157
1989-90	Bimbo Coles, G	158
1990-91	Rod Wheeler, G	109
1991-92	Thomas Elliott, F	60
1992-93	Thomas Elliott, F	86
1993-94	Shawn Smith, F	80
1994-95	Shawn Smith, F	137
1995-96	Shawn Smith, F	100
1996-97	Ace Custis, F	119
1997-98	Rolan Roberts, F	74
1998-99	Rolan Roberts, F	83
1999-00	Dennis Mims, F	92

FREE THROW PERCENTAGE


Season	Name, Position	FT%
1956-57	Dave Kuhn, F	.790
1957-58	Earl Gilbert, G	.760
1958-59	Bob Ayersman, F	.755
1959-60	Lewis Mills, G	.784
1960-61	Lee Melear, G	.823
1961-62	Bucky Keller, G	.820
1962-63	Howard Pardue, F	.825
1963-64	Howard Pardue, F	.872
1964-65	Mickey McDade, G	.756
1965-66	John Wetzal, F	.866
1966-67	Glen Combs, G	.800
1967-68	Wayne Mallard, G	.818
1968-69	Chris Ellis, G	.816
1969-70	Tom Trice, F	.754
1970-71	Loyd King, G	.825
1971-72	Craig Lieder, F	.776
1972-73	Craig Lieder, F	.817
1973-74	Craig Lieder, F	.823
1974-75	Russell Davis, F	.836
1975-76	Russell Davis, F	.778
1976-77	Phil Thieneman, F	*916
1977-78	Les Henson, F	.727
1978-79	Les Henson, F	.821
1979-80	Wayne Robinson, C	.781
1980-81	Dale Solomon, C	.852
1981-82	Jeff Schneider, G	.810
1982-83	Bobby Beecher, C	.913
1983-84	Bobby Beecher, F	.774
1984-85	Dell Curry, G	.758
1985-86	Bobby Beecher, F	.800
1986-87	Tim Anderson, F	.731
1987-88	Wally Lancaster, G	.742
1988-89	Wally Lancaster, G	.797
1989-90	Rod Wheeler, G	.779
1990-91	Rod Wheeler, G	.826
1991-92	Thomas Elliott, F	.723
1992-93	Jim Jackson, F	.782
1993-94	Jim Jackson, F	.802
1994-95	David Jackson, F	.798
1995-96	D. Watlington, G	.815
1996-97	Troy Manns, G	.791
1997-98	Brendan Dunlop, G	.767
1998-99	Eddie Lucas, G	.855
1999-00	Brian Chase, G	.756

REBOUNDS

Season	Name, Position	Rebs.
1956-57	Abe Coates, C	314
1957-58	Chris Smith, C	222
1958-59	Chris Smith, C	429
1959-60	Chris Smith, C	*495
1960-61	Chris Smith, C	362
1961-62	Howard Pardue, F	265
1962-63	Howard Pardue, F	232
1963-64	Howard Pardue, F	204
1964-65	Bob King, C	190
1965-66	John Wetzal, F	212
1966-67	Ken Talley, C	301
1967-68	Ted Ware, C	230
1968-69	Dan Wetzal, C	224
1969-70	Charlie Lipscomb, C	229
1970-71	Allan Bristow, F	327
1971-72	Allan Bristow, F	348
1972-73	Allan Bristow, C	312
1973-74	Craig Lieder, F	202
1974-75	Kyle McKee, C	221
1975-76	Russell Davis, F	210
1976-77	Duke Thorpe, F	240
1977-78	Wayne Robinson, C	249
1978-79	Wayne Robinson, F	283
1979-80	Wayne Robinson, C	238
1980-81	Calvin Oldham, F	225
1981-82	Calvin Oldham, F	226
1982-83	Bobby Beecher, C	209
1983-84	Perry Young, F	234
1984-85	Perry Young, F	215
1985-86	Bobby Beecher, F	246
1986-87	Tim Anderson, F	249
1987-88	Greg Brink, F-C	212
1988-89	John Rivers, F	216
1989-90	John Rivers, F	216
1990-91	John Rivers, F	251
1991-92	John Rivers, F	220
1992-93	Thomas Elliott, F	186
1993-94	Ace Custis, F	255
1994-95	Ace Custis, F	369
1995-96	Ace Custis, F	275
1996-97	Ace Custis, F	278
1997-98	Rolan Roberts, F	172
1998-99	Rolan Roberts, F	164
1999-00	Dennis Mims, F	220

REBOUND AVERAGE

Season	Name, Position	Avg.
1956-57	Abe Coates, C	14.3
1957-58	Chris Smith, C	11.7
1958-59	Chris Smith, C	*20.4
1959-60	Chris Smith, C	19.0
1960-61	Chris Smith, C	16.5
1961-62	Howard Pardue, F	10.6
1962-63	Howard Pardue, F	9.7
1963-64	Howard Pardue, F	8.9
1964-65	Bob King, C	8.6
1965-66	John Wetzal, F	8.8
1966-67	Ken Talley, C	11.1
1967-68	Ted Ware, C	9.2
1968-69	Dan Wetzal, C	8.6
1969-70	Charlie Lipscomb, C	10.4
1970-71	Allan Bristow, F	13.1
1971-72	Allan Bristow, F	13.4
1972-73	Allan Bristow, C	11.6
1973-74	Craig Lieder, F	8.1
1974-75	Kyle McKee, C	8.5
1975-76	Russell Davis, F	7.5
1976-77	Duke Thorpe, F	8.3
1977-78	Wayne Robinson, C	9.2
1978-79	Wayne Robinson, F	9.1
1979-80	Wayne Robinson, C	8.2
1980-81	Calvin Oldham, F	8.0
1981-82	Calvin Oldham, F	7.3
1982-83	Bobby Beecher, C	6.1
1983-84	Perry Young, F	6.7
1984-85	Perry Young, F	7.4
1985-86	Bobby Beecher, F	7.9
1986-87	Tim Anderson, F	8.9
1987-88	Greg Brink, F-C	7.3
1988-89	John Rivers, F	7.7
1989-90	John Rivers, F	7.0
1990-91	John Rivers, F	9.0
1991-92	John Rivers, F	8.1
1992-93	Thomas Elliott, F	6.9
1993-94	Ace Custis, F	9.1
1994-95	Ace Custis, F	10.5
1995-96	Ace Custis, F	9.5
1996-97	Ace Custis, F	9.0
1997-98	Rolan Roberts, F	6.4
1998-99	Rolan Roberts, F	5.9
1999-00	Dennis Mims, F	7.6



Forward Perry Young led the Hokies in many statistical categories during the 1980s.

*Tech record
All players must meet NCAA minimums

Records by Class

	Freshman	Sophomore	Junior	Senior
Points	534 Dale Solomon, 1978-79	702 Bimbo Coles, 1987-88	717 Bimbo Coles, 1988-89	785 Bimbo Coles, 1989-90
Scoring Average	20.7 Bob Ayersman, 1957-58	26.5 Bob Ayersman, 1958-59	26.6 Bimbo Coles, 1988-89	25.3 Bimbo Coles, 1989-90
FG Made	205 Dale Solomon, 1978-79	293 Dell Curry, 1983-84	249 Bimbo Coles, 1988-89	305 Dell Curry, 1985-86
FG Attempted	417 Dell Curry, 1982-83	561 Dell Curry, 1983-84	561 Wally Lancaster, 1987-88	693 Bimbo Coles, 1989-90
FG Percentage	.570 Bobby Beecher, 1982-83	.564 Dale Solomon, 1979-80	.669 Duke Thorpe, 1975-76	.603 Duke Thorpe, 1976-77
FT Made	124 Dale Solomon, 1978-79	200 Bimbo Coles, 1987-88	167 Dale Solomon, 1980-81	169 Bucky Keller, 1961-62
FT Attempted	163 Dale Solomon, 1978-79	297 Bill Matthews, 1953-54	240 Perry Young, 1983-84	214 Bimbo Coles, 1989-90
FT Percentage	.913 Bobby Beecher, 1982-83	.844 Paul Long, 1963-64	.852 Dale Solomon, 1980-81	.916 Phil Thieneman, 1976-77
Rebounds	255 Ace Custis, 1993-94	429 Chris Smith, 1958-59	495 Chris Smith, 1959-60	362 Chris Smith, 1960-61
Rebound Average	11.7 Chris Smith, 1957-58	20.4 Chris Smith, 1958-59	19.0 Chris Smith, 1959-60	16.5 Chris Smith, 1960-61
Fouls	110 Bobby Beecher, 1982-83	117 Bobby Beecher, 1983-84	111 Les Henson, 1978-79	101 Bobby Beecher, 1985-86
Disqualifications	5 by three players	9 Wayne Robinson, 1977-78	9 Charlie Lipscomb, 1970-71 Tic Price, 1977-78	9 Dan Wetzal, 1968-69
Assists	112 Bimbo Coles, 1986-87	172 Bimbo Coles, 1987-88	141 Bimbo Coles, 1988-89	192 Dave Sensibaugh, 1975-76
Blocked Shots	60 Rolan Roberts, 1997-98	58 Dennis Mims, 1999-00	86 Roy Brow, 1986-87	100 Roy Brow, 1987-88
Steals	58 Dell Curry, 1982-83	89 Dell Curry, 1983-84	69 Dell Curry, 1984-85	79 Dell Curry, 1985-86
Games Played	34 Bobby Beecher, 1982-83	35 by three players	35 by six players	34 Reggie Steppe, 1982-83
Minutes Played	1024 Dell Curry, 1982-83	1254 Ace Custis, 1994-95	1297 Damon Watlington, 1994-95 Shawn Good, 1994-95	1166 Bimbo Coles, 1989-90



Top Ten

1948-2000

POINTS SCORED

Season

- 1 - Bimbo Coles (1989-90) 785
- 2 - Dell Curry (1985-86) 722
- 3 - Bimbo Coles (1988-89) 717
- 4 - Bimbo Coles (1987-88) 702
- 5 - Wally Lancaster (1987-88) 679
- 6 - Dell Curry (1983-84) 674
- 7 - Allan Bristow (1971-72) 650
- 8 - Allan Bristow (1972-73) 644
- 9 - Perry Young (1983-84) 640
- 10 - Sumner Tilson (1950-51) 589

Dale Solomon (1980-81) 589

Career

- 1 - Bimbo Coles (1986-90) 2484
- 2 - Dell Curry (1982-86) 2389
- 3 - Dale Solomon (1978-82) 2136
- 4 - Perry Young (1981-85) 1899
- 5 - Allan Bristow (1970-73) 1804
- 6 - Bob Ayersman (1957-61) 1782
- 7 - Ace Custis (1993-97) 1706
- 8 - Wally Lancaster (1986-89) 1696
- 9 - Bill Matthews (1952-56) 1652
- 10 - Chris Smith (1957-61) 1635

SCORING AVERAGE

Season

- 1 - Bimbo Coles (1988-89) 26.6
- 2 - Bob Ayersman (1958-59) 26.5
- 3 - Bimbo Coles (1989-90) 25.3
- 4 - Allan Bristow (1971-72) 25.0
- 5 - Bimbo Coles (1987-88) 24.2
- 6 - Dell Curry (1985-86) 24.1
- 7 - Allan Bristow (1972-73) 23.9
- 8 - Wally Lancaster (1987-88) 23.4
- 9 - Chris Smith (1959-60) 22.2
- 10 - Bucky Keller (1961-62) 21.7

Career

- 1 - Allan Bristow (1970-73) 23.1
- 2 - Bimbo Coles (1986-90) 21.6
- 3 - Wally Lancaster (1986-89) 20.7
- 4 - Bob Ayersman (1957-61) 20.5
- 5 - Howard Pardue (1961-64) 20.0
- 6 - Russell Davis (1974-76) 19.5
- 7 - Dell Curry (1982-86) 18.9
- 8 - Chris Smith (1957-61) 18.6
- 9 - Dale Solomon (1978-82) 18.4
- 10 - Bucky Keller (1959-62) 18.2

FIELD GOALS MADE

Season

- 1 - Dell Curry (1985-86) 305
- 2 - Dell Curry (1983-84) 293
- 3 - Bimbo Coles (1989-90) 280
- 4 - Allan Bristow (1972-73) 261
- 5 - Bimbo Coles (1988-89) 249
- 6 - Allan Bristow (1971-72) 246
- 7 - Bimbo Coles (1987-88) 241
- 8 - Glen Combs (1966-67) 240
- 9 - Perry Young (1983-84) 239
- Wally Lancaster (1987-88) 239

Career

- 1 - Dell Curry (1982-86) 1021
- 2 - Bimbo Coles (1986-90) 871
- 3 - Dale Solomon (1978-82) 825
- 4 - Perry Young (1981-85) 722
- 5 - Allan Bristow (1970-73) 692
- 6 - Bob Ayersman (1957-61) 660
- Ace Custis (1993-97) 660
- 8 - Bobby Beecher (1982-86) 640
- 9 - Chris Smith (1957-61) 619
- 10 - Bill Matthews (1952-56) 606

FIELD GOAL PERCENTAGE

Season

- 1 - Duke Thorpe (1975-76) .657
- 2 - Duke Thorpe (1976-77) .603
- 3 - Dale Solomon (1981-82) .592
- 4 - Bobby Beecher (1982-83) .570
- Perry Young (1983-84) .570
- 6 - Al Young (1983-84) .568
- 7 - Dale Solomon (1978-79) .566
- 8 - Dale Solomon (1979-80) .564
- 9 - Ted Ware (1965-66) .556
- 10 - Dale Solomon (1981-82) .549

Career

- 1 - Duke Thorpe (1973-77) .600
- 2 - Dale Solomon (1978-82) .567
- 3 - Al Young (1981-85) .548
- 4 - Calvin Oldham (1980-82) .532
- 5 - Russell Davis (1974-76) .525
- 6 - Ted Ware (1965-68) .524
- 7 - Wayne Robinson (1976-80) .517
- Les Henson (1976-80) .517
- Perry Young (1981-85) .517
- 10 - Bobby Beecher (1982-86) .516


FREE THROWS MADE

Season

- 1 - Bimbo Coles (1987-88) 200
- 2 - Sumner Tilson (1950-51) 191
- 3 - Bucky Keller (1961-62) 169
- 4 - Dale Solomon (1980-81) 167
- 5 - Perry Young (1983-84) 162
- 6 - Chris Smith (1959-60) 159
- 7 - Allan Bristow (1971-72) 158
- Bimbo Coles (1989-90) 158
- 9 - Bimbo Coles (1988-89) 157
- 10 - Sumner Tilson (1949-50) 150

Career

- 1 - Bimbo Coles (1986-90) 593
- 2 - Dale Solomon (1978-82) 486
- 3 - Bob Ayersman (1957-61) 462
- 4 - Perry Young (1981-85) 455
- 5 - Bill Matthews (1952-56) 440
- 6 - Allan Bristow (1970-73) 420
- 7 - Chris Smith (1957-61) 398
- 8 - Sumner Tilson (1948-51) 386
- 9 - Shawn Smith (1992-96) 379
- 10 - Ace Custis (1993-97) 364



Duke Thorpe (33) shows the moves that helped him shoot 60 percent from the field during his Tech career.

FREE THROW PERCENTAGE

Season (Min. 60 attempts)

- 1 - Phil Thieneman (1976-77) .916
- 2 - Bobby Beecher (1982-83) .913
- 3 - Howard Pardue (1963-64) .872
- 4 - John Wetzel (1965-66) .866
- 5 - Eddie Lucas (1998-99) .855
- 6 - Dale Solomon (1980-81) .852
- 7 - Dell Curry (1982-83) .850
- 8 - Paul Long (1963-64) .844
- 9 - Russell Davis (1974-75) .836
- 10 - Rod Wheeler (1990-91) .826

Career

- 1 - Phil Thieneman (1974-77) .842
- 2 - Howard Pardue (1961-64) .827
- 3 - Eddie Lucas (1997-99) .817
- 4 - Craig Lieder (1971-74) .811
- 5 - Bobby Beecher (1982-86) .807
- 6 - Russell Davis (1974-76) .803
- 7 - John Wetzel (1963-66) .799
- 8 - Loyd King (1968-71) .794
- 9 - Lee Melear (1960-63) .789
- 10 - Dell Curry (1982-86) .787

REBOUNDS

Season

- 1 - Chris Smith (1959-60) 495
- 2 - Bill Matthews (1954-55) 470
- 3 - Chris Smith (1958-59) 429
- 4 - Bill Matthews (1955-56) 370
- 5 - Ace Custis (1994-95) 369
- 6 - Chris Smith (1960-61) 362
- 7 - Allan Bristow (1971-72) 348
- 8 - Bill Matthews (1953-54) 327
- Allan Bristow (1970-71) 327
- 10 - Abe Coates (1956-57) 314

Career

- 1 - Chris Smith (1957-61) 1508
- 2 - Bill Matthews (1952-56) 1379
- 3 - Ace Custis (1993-97) 1177
- 4 - Allan Bristow (1970-73) 987
- 5 - John Rivers (1988-92) 903
- 6 - Dale Solomon (1978-82) 856
- 7 - Wayne Robinson (1976-80) 852
- 8 - Bobby Beecher (1982-86) 797
- 9 - Perry Young (1981-85) 779
- 10 - Duke Thorpe (1973-77) 756

REBOUND AVERAGE

Season

- 1 - Chris Smith (1958-59) 20.4
- 2 - Chris Smith (1959-60) 19.0
- 3 - Bill Matthews (1954-55) 18.8
- 4 - Chris Smith (1960-61) 16.5
- 5 - Bill Matthews (1955-56) 14.8
- 6 - Abe Coates (1956-57) 14.3
- 7 - Allan Bristow (1971-72) 13.4
- 8 - Allan Bristow (1970-71) 13.1
- 9 - Bill Matthews (1953-54) 12.1
- 10 - Chris Smith (1957-58) 11.7

Career

- 1 - Chris Smith (1957-61) 17.1
- 2 - Bill Matthews (1952-56) 13.8
- 3 - Allan Bristow (1970-73) 12.7
- 4 - Howard Pardue (1961-64) 9.7
- 5 - Ace Custis (1993-97) 9.5
- 6 - Charlie Lipscomb (1969-72) 9.4
- 7 - Barry Benfield (1961-64) 8.9
- 8 - Bob Ayersman (1957-61) 8.5
- 9 - Ted Ware (1965-68) 8.3
- 10 - John Rivers (1988-92) 7.9



For the Record

TOP TEAM PERFORMANCES VS. TECH

Most Points: 133, by So. Mississippi, 2-6-88
 Most Points in a Half: 69, West Virginia, 2-20-65
 Fewest Points in a Half: 4, Washington & Lee, 1-9-59
 Field Goals Attempted: 115, Houston, 3-2-68
 Field Goals Made: 53, Houston, 3-2-68; So. Mississippi, 1-16-88
 Highest Percentage: .679, St. Bonaventure, 38 of 56, 1-8-77
 Highest Percentage (Half): .857 William & Mary, 12 of 14, 2-8-82
 Lowest Percentage: .176, Washington & Lee, 9 of 51, 1-9-59
 Lowest Percentage (Half): .059, Washington & Lee, 1 of 17, 1-9-59
 3-PT Field Goals Attempted: 32, VMI, 12-7-94
 3-PT Field Goals Made: **15, La Salle, 3-1-00**
 3-PT Percentage (min. 8 attempts): .875, M. Tennessee St., 7 of 8, 11-21-87
 (min. 10 attempts): .727, Liberty, 8 of 11, 2-24-92
 Free Throws Attempted: 61, N.C. State, 12-12-70
 Free Throws Made: 42, N.C. State, 12-12-70
 Highest Percentage (min. 10 attempts): .960, St. Bonaventure, 24 of 25, 2-6-80
 Lowest Percentage (min. 1 made): .111, James Madison, 1 of 9, 12-28-84
 Rebounds: 79, Houston, 3-2-68
 Assists: 39, So. Mississippi, 1-16-88
 Steals: 19, Tulane, 2-9-91
 Blocked Shots: 15, by Georgetown, 12-20-88
 Turnovers: 37, Buffalo St., 11-25-78; VMI, 12-17-83
 Fouls: 36, George Mason, 12-4-91



Allan Bristow scored a school-record 52 points in a 1973 game against George Washington.

TOP INDIVIDUAL PERFORMANCES VS. TECH

Points: 51, Elvin Hayes of Houston, 3-2-68
 Field Goals Attempted: 41, Elvin Hayes of Houston, 3-2-68
 Field Goals Made: 23, Elvin Hayes of Houston, 3-2-68
 Field Goal Percentage (min. 10 attempts): .917, Chancellor Nichols of James Madison, 11 of 12, 11-28-90
 3-PT Field Goals Attempted: 15, John White of So. Mississippi, 2-6-88
 3-PT Field Goals Made: 6, shared by 12 players
 3-PT Percentage (min. 6 attempts): 1.000, Chris Rainey of Middle Tennessee St., 6 of 6, 11-21-87; Donnie Carr of La Salle, 3-1-00
 Free Throws Attempted: 20 (made 15), Byron Irving of Missouri, 1-16-89
 Free Throws Made: 17, Derrick Chevious of Missouri, 12-16-87
 Free Throws Percentage (min. 10 attempts): 1.000, Jimmy Pitts of Georgia, 14 of 14, 1-29-64; Bernard Royster of Old Dominion, 14 of 14, 11-29-86
 Rebounds: 31, Mack Isner of West Virginia, 2-14-52
 Assists: 15, Steve Williams of Florida, 1-20-73
 Steals: 9, Andre Turner of Memphis St., 2-27-86
 Blocked Shots: 8, shared by four players
 Turnovers: 13, Curt Reppart of VMI, 11-30-74



Bimbo Coles (12) scored 40 or more points in a game four times during his career.

Top Scoring Performances

TECH

Pts.	Player	Where	When
52	Allan Bristow vs. Geo. Washington	Cassell Coliseum	2-21-73
51	Bimbo Coles vs. So. Miss (2OT)	Cassell Coliseum	2-6-88
47	Bob Ayersman vs. Richmond	War Memorial Hall	2-10-59
46	Bill Matthews vs. The Citadel	War Memorial Hall	2-23-56
43	Bimbo Coles vs. Virginia (OT)	Richmond Coliseum	1-25-89
42	Bimbo Coles vs. So. Miss	Cassell Coliseum	2-4-89
	Bimbo Coles vs. Rutgers	Honolulu, Hawaii	12-27-90
41	Chris Smith vs. VMI (OT)	Lexington, Va.	1-19-60
	Dell Curry vs. Cincinnati (2OT)	Riverfront Coliseum	1-18-86
40	Dave Kuhn vs. Furman	Greenville, S.C.	12-15-56
	Loyd King vs. N.C. State (OT)	Raleigh, N.C.	12-12-70

OPPONENT

Pts.	Player	Where	When
51	Elvin Hayes of Houston	Houston, Tex.	3-2-68
46	Darrell Floyd of Furman	Greenville, S.C.	12-10-55
44	George Bryant of Eastern Ky.	Richmond, Ky.	1-20-71
	Joe Petcavich of Geo. Washington	War Memorial Hall	2-14-55
43	Darrell Floyd of Furman	Richmond, Va.	3-1-56
42	Derrick Chevious of Missouri	Columbia, Mo.	12-16-87
41	Will Robinson of West Virginia (3OT)	Morgantown, W. Va.	1-26-72
	Aaron Stewart of Richmond (2OT)	Richmond, Va.	2-19-73
	John White of So. Miss. (2OT)	Cassell Coliseum	2-6-88



Tech in Tournaments

1922-23

Southern Conf. Tourn. - Eliminated
W - Vanderbilt, 26-23
L - Chattanooga, 23-28

1926-27

Southern Conf. Tourn. - Eliminated
L - Auburn, 33-38

1932-33

Southern Conf. Tourn. - Eliminated
L - North Carolina, 25-32

1941-42

Southern Conf. Tourn. - Eliminated
L - North Carolina State, 43-54

1943-44

Southern Conf. Tourn. - Eliminated
W - Davidson, 38-34
L - North Carolina, 24-39

1945-46

Southern Conf. Tourn. - Eliminated
W - George Washington, 39-33
L - Duke, 38-44

1947-48

Southern Conf. Tourn. - Eliminated
L - North Carolina, 40-61

1949-50

Southern Conf. Tourn. - Eliminated
L - North Carolina State, 42-67

1950-51

Southern Conf. Tourn. - Eliminated
L - Duke, 61-64

1953-54

Richmond Invitational - 4th
L - Richmond, 54-63
L - Virginia, 81-97

1954-55

Richmond Invitational - 4th
W - Rutgers, 88-77
L - Richmond, 57-84
L - William & Mary, 67-82

1955-56

Richmond Invitational - 7th
L - Seton Hall, 60-64
L - Virginia, 85-103
W - Rhode Island State, 80-59
Southern Conf. Tourn. - Eliminated
L - Furman, 70-84

1956-57

Sugar Bowl - 4th
L - Kentucky, 55-56
L - Alabama, 47-62
Southern Conf. Tourn. - Eliminated
W - William & Mary, 64-56
L - Washington & Lee, 54-68

1957-58

Southern Conf. Tourn. - Eliminated
L - William & Mary, 61-79

1958-59

Gulf South Classic -2nd
W - Spring Hill, 93-52
W - Centenary, 67-64
L - Louisiana Tech, 66-71 OT
Southern Conf. Tourn. - Eliminated
L - George Washington, 67-85

1959-60

Wautauga Tourn. - Winner
W - Tennessee Tech, 78-74
W - East Tennessee State, 74-56
Sugar Bowl - 3rd
L - Tulane, 57-62



A last-second shot by Bobby Stevens (far right) gave Tech a 92-91 overtime victory over Notre Dame in the 1973 NIT Championship game.

W - Mississippi State, 82-61
Southern Conf. Tourn. - Eliminated
W - George Washington, 88-52
L - West Virginia, 72-82

1960-61

Birmingham Classic - 3rd
L - Auburn, 73-76
W - Baylor, 81-54
Southern Conf. Tourn. - Eliminated
L - George Washington, 83-84

1961-62

Birmingham Classic - 2nd
W - Alabama, 70-65
L - Auburn, 63-77
Gator Bowl - Winner
W - Vanderbilt, 79-78
W - Florida, 78-69
Southern Conf. Tourn. - 2nd
W - Citadel, 101-83
W - VMI, 70-66
L - West Virginia, 72-88

1962-63

Gator Bowl - 4th
L - Georgia Tech, 72-73 OT
L - Rice, 67-69
Southern Conf. Tourn. - Eliminated
W - William & Mary, 74-72
L - Davidson, 67-75

1963-64

Virginia Tech Tourn. - 2nd
W - LSU, 72-64
L - Tennessee, 60-81
Southern Conf. Tourn. - Eliminated
L - George Washington, 62-64

1964-65

Steel Bowl - 4th

L - Pittsburgh, 69-74
L - Duquesne, 84-99
Virginia Tech Tourn. - 3rd
L - Alabama, 53-72
W - Mississippi State, 104-75
Southern Conf. Tourn. - Eliminated
W - Richmond, 103-63
L - William & Mary, 59-70

1965-66

Virginia Tech Tourn. - Winner
W - Massachusetts, 91-88
W - Clemson, 72-62
All-College Tourn. - 2nd
W - Texas A&M, 101-74
W - Wichita, 91-90
L - Oklahoma City, 90-99
NIT - Eliminated
L - Temple, 73-88

1966-67

Virginia Tech Tourn. - Winner
W - Eastern Kentucky, 99-77
W - Richmond, 76-61
Gator Bowl - 2nd
W - Penn State, 67-65
L - Florida, 73-92
NCAA Preliminary Round - Winner
W - Toledo, 82-76
NCAA Regionals - 2nd
W - Indiana, 79-70
L - Dayton, 66-71 OT

1967-68

Virginia Tech Tourn. - 3rd
L - Yale, 77-90
W - NYU, 75-59
All-College Tourn. - 4th
W - Idaho State, 103-76

L - Brigham Young, 64-97
L - Auburn, 61-76

1968-69

Big Five Tourn. - Winner
L - William & Mary, 83-72
W - Virginia, 85-74
East Carolina Classic - 3rd
W - Delaware, 79-58
L - Baylor, 63-66
W - East Carolina, 88-87

1969-70

Big Five Tourn. - Eliminated
L - William & Mary, 79-84
Gator Bowl - 4th
L - Florida, 45-48
L - Army, 55-57

1970-71

Big Five Tourn. - 2nd
W - William & Mary, 88-78
L - Virginia, 59-68
Presidential Classic - 3rd
L - East Tennessee State, 74-83
W - Richmond, 77-57

1971-72

Charlotte Invitational - 2nd
W - Rutgers, 77-73
L - Davidson, 73-83
Presidential Classic - 2nd
W - American U, 67-66 OT
L - Texas A&M, 62-66 OT

1972-73

Old Dominion Classic - Winner
W - Old Dominion, 81-80
W - Stanford, 77-71
NIT - Winner
W - New Mexico, 65-63

W - Fairfield, 77-76
 W - Alabama, 74-73
 W - Notre Dame, 92-91 OT

1973-74
 All College Tourn. - 7th
 L - Houston, 66-85
 L - Weber State, 74-79
 W - Southwestern (Texas), 102-66

1974-75
 Vanderbilt Inv. - 3rd.
 L - Vanderbilt, 72-75
 W - Austin Peay, 73-66
 Michigan Inv. - 3rd
 L - Michigan, 63-84
 W - Washington, 88-77

1975-76
 Indiana Tourn. - 2nd
 W - Oregon, 87-60
 L - Indiana, 74-101
 NCAA Regionals - Eliminated
 L - Western Michigan, 67-77 OT

1976-77
 Dayton Tourn. - 2nd
 W - Dayton, 76-75
 L - Alabama, 78-108
 Richmond T-D Inv. - Winner
 W - Richmond, 59-58
 W - Virginia, 65-60
 NIT Preliminary Round - Winner
 W - Georgetown, 83-79
 NIT - Eliminated
 L - Alabama, 72-79

1977-78
 Richmond T-D Inv. - 2nd
 W - VCU, 71-63
 L - Virginia, 68-76

1978-79
 Times-World
 Holiday Classic - Winner
 W - St. Louis, 90-71
 W - Delaware, 81-69
 Metro Conf. Tourn. - Winner
 W - Cincinnati, 80-74
 W - Louisville, 72-68
 W - Florida St., 68-60
 NCAA Regionals - Eliminated
 W - Jacksonville, 70-53
 L - Indiana St., 69-86

1979-80
 Times-World
 Holiday Classic - Winner
 W - Miami (O.), 93-84
 W - Georgia Tech, 67-62
 Sugar Bowl Classic - Second
 W - Tulane, 71-58
 L - Mississippi, 66-70
 Metro Conf. Tourn. - Eliminated
 L - Cincinnati, 51-65
 NCAA Regionals - Eliminated
 W - W. Kentucky, 89-85 (OT)
 L - Indiana, 59-68

1980-81
 Virginia Tech Classic - 2nd
 W - Pittsburgh, 72-70
 L - Texas A&M, 52-55
 Richmond T-D Inv. - 3rd
 L - VCU, 51-57
 W - Richmond, 83-79
 Metro Conf. Tourn. - Eliminated
 W - Memphis State, 72-66
 L - Louisville, 68-81

1981-82
 Gator Bowl Classic - Winner
 W - Boston College, 75-70
 W - Jacksonville, 102-83
 Metro Conf. Tourn. - Eliminated
 W - Cincinnati, 106-92

L - Memphis State, 70-71
 NIT - Eliminated
 W - Fordham, 69-58
 W - Mississippi, 61-59
 L - Georgia, 73-90

1982-83
 Rainbow Classic - 5th
 L - Oklahoma, 86-88 (OT)
 W - Texas Tech, 53-59
 W - Providence, 70-57
 Metro Conf. Tourn. - Eliminated
 W - Southern Mississippi, 79-68
 L - Tulane, 73-79
 NIT - Eliminated
 W - William & Mary, 85-79
 L - South Carolina, 68-75

1983-84
 Richmond T-D Inv. - 3rd
 L - Richmond, 56-61
 W - Old Dominion, 86-62
 Metro Conf. Tourn. - 2nd
 W - Tulane, 49-47
 W - Louisville, 69-61
 L - Memphis St., 65-78
 NIT - 3rd
 W - Georgia Tech, 77-74
 W - South Alabama, 68-66
 W - Tennessee, 72-68
 L - Michigan, 75-78
 W - Southwestern Louisiana, 71-70

1984-85
 Volunteer Classic - 2nd
 W - Iowa State, 80-53
 L - Tennessee, 75-86
 Richmond T-D Inv. - 2nd
 W - James Madison, 47-37
 L - VCU, 65-69
 Metro Conf. Tourn. - Eliminated
 L - Florida St. 93-97
 NCAA - Eliminated
 L - Temple, 57-60

1985-86
 Hawaiian Airlines Classic - 3rd
 L - Michigan, 66-67
 W - Chaminade, 70-66
 Miller Classic - 3rd
 L - Miami (O.), 82-83 OT
 W - American U., 95-67
 Metro Conf. Tourn. - Eliminated

L - Florida St., 76-77
 NCAA - Eliminated
 L - Villanova, 62-71

1986-87
 Gator Bowl - 4th
 L - Florida, 60-82
 *F - Jacksonville, 79-77
 Richmond T-D Inv. - 2nd
 W - Richmond, 79-69 (OT)
 L - James Madison, 70-84
 Metro Conf. Tourn. - Eliminated
 L - Southern Mississippi, 66-83

1987-88
 Big Apple NIT - Eliminated
 L - Middle Tenn. St., 85-88
 Metro Conf. Tourn. - Eliminated
 L - South Carolina, 81-93

1988-89
 Richmond T-D Inv. - 1st
 W - Richmond, 79-68
 W - VCU, 97-91

1989-90
 Rainbow Classic - 6th
 L - Rutgers, 89-100
 W - San Francisco, 78-77
 L - Creighton, 84-89
 Metro Conf. Tourn. - Eliminated
 L - Southern Mississippi, 67-81

1990-91
 Richmond T-D Inv. - 2nd
 W - Richmond, 82-79
 L - James Madison, 58-73
 Metro Tournament - Eliminated
 W - Cincinnati, 75-69
 L - Florida State, 71-91

1991-92
 Central Fidelity Tourn. - 4th
 L - Richmond, 51-84
 L - California, 59-68
 Red Lobster Tourn. - 2nd
 W - Florida, 79-57
 L - Michigan, 51-63
 Metro Tournament - Eliminated
 L - UNC Charlotte, 52-70

1992-93
 Metro Tournament - Eliminated
 W - Tulane, 64-55
 L - Va. Commonwealth, 71-85

1993-94
 Metro Tournament - Eliminated

W - Va. Commonwealth, 65-64
 L - Louisville, 67-76

1994-95
 San Juan Shootout - 2nd
 W - Montana State, 69-62
 W - Nebraska, 87-81
 L - Illinois, 75-85
 Metro Tournament - Eliminated
 L - Southern Miss, 66-82
 NIT - Winner
 W - Clemson, 62-54
 W - Providence, 91-78
 W - New Mexico State, 64-61
 W - Canisius, 71-59
 W - Marquette, 65-64 OT

1995-96
 A-10 Tournament - Eliminated
 L - Rhode Island, 71-77
 NCAA Regionals - Eliminated
 W - Wisconsin-Green Bay, 61-48
 L - Kentucky, 60-84

1996-97
 Big Island Invitational - 4th
 W - Hawaii-Hilo, 101-73
 L - Colorado, 56-63
 L - Illinois, 68-92
 A-10 Tournament - Eliminated
 W - Fordham, 56-53
 L - Rhode Island, 63-67

1997-98
 Harris Teeter/Pepsi Challenge
 L - South Carolina, 73-74
 L - North Carolina, 57-78
 A-10 Tournament - Eliminated
 L - Massachusetts, 58-64

1998-99
 A-10 Tournament - Eliminated
 W - Fordham, 74-63
 L - Temple, 51-64

1999-00
 San Juan Shootout - 3rd
 W - Illinois State, 79-71
 L - Auburn, 63-73
 W - Louisiana-Lafayette, 59-56
 A-10 Tournament - Eliminated
 L - Fordham, 51-48
 L - Temple, 52-71

**Tech had to forfeit this win because of an ineligible player.*



The Hokies pose for a photo in Times Square after winning the NIT championship in 1995.



Series Records

Tech Record		BIG EAST TEAMS	First Met	Last Played	VT at Home		Tech Record		First Met	Last Played	VT at Home		
W	L				W	L	W	L			W	L	
1	0	Boston College	1981	81-82	0	0	0	1	Colorado	1996	96-97	0	0
3	6	Georgetown	1915	89-90	1	1	1	0	Coppin St.	1985	85-86	1	0
1	0	Notre Dame	1973	72-73	0	0	0	1	Creighton	1989	89-90	0	0
2	0	Providence	1982	94-95	0	0	20	19	Davidson	1910	71-72	11	9
3	1	Pittsburgh	1964	80-81	2	0	8	5	Dayton	1960	99-00	5	0
2	1	Rutgers	1954	89-90	0	0	2	2	Delaware	1920	78-79	0	0
1	1	St. John's	1914	49-50	0	0	1	0	Delaware State	1994	94-95	1	0
0	1	Seton Hall	1955	55-56	0	0	1	1	DePaul	1975	75-76	1	0
2	0	Syracuse	1975	75-76	1	0	4	30	Duke	1912	77-78	3	6
0	3	Villanova	1968	85-86	0	1	7	5	Duquesne	1950	99-00	5	0
26	44	West Virginia	1921	99-00	15	12	11	3	East Carolina	1962	92-93	10	0
OTHERS MET SINCE 1950													
1	0	Akron	1975	75-76	1	0	12	3	East Tennessee State	1959	99-00	8	1
5	9	Alabama	1928	89-90	3	2	6	6	Eastern Kentucky	1950	74-75	5	0
3	2	American U.	1938	85-86	0	0	10	7	Elon	1914	54-55	9	5
5	1	Appalachian State	1969	82-83	4	1	1	0	Fairfield	1973	72-73	0	0
1	0	Arkansas-Little Rock	1978	77-78	1	0	2	0	Fairleigh Dickinson	1975	76-77	2	0
1	1	Army	1969	76-77	1	0	5	4	Florida	1961	91-92	2	0
2	5	Auburn	1920	99-00	2	0	3	0	Florida Atlantic	1993	94-95	2	0
1	0	Augusta	1982	82-83	1	0	1	1	Florida International	1993	93-94	0	1
1	0	Austin Peay	1974	74-75	0	0	15	17	Florida State	1968	90-91	9	5
2	0	Baptist College (Charleston) ..	1976	87-88	2	0	9	0	Fordham	1982	99-00	4	0
1	1	Baylor	1960	68-69	0	0	1	0	Fredonia State	1983	82-83	1	0
2	0	Birmingham Southern	1976	76-77	2	0	13	12	Furman	1925	64-65	8	4
1	1	Bowling Green	1967	68-69	1	0	1	1	George Mason	1991	91-92	1	0
0	1	Brigham Young	1967	67-68	0	0	35	35	George Washington	1921	99-00	23	8
1	0	Brown	1977	77-78	1	0	1	4	Georgia	1963	96-97	1	2
1	0	Bucknell	1969	69-70	1	0	5	0	Georgia Southern	1971	96-97	5	0
1	0	Buffalo State	1978	78-79	1	0	4	1	Georgia Tech	1921	83-84	2	0
1	0	Campbell	1979	79-80	1	0	4	0	Guilford	1913	55-56	3	0
2	0	Canisius	1978	94-95	1	0	21	10	Hampden-Sydney	1910	51-52	16	5
0	1	California	1991	91-92	0	0	1	0	Hawaii-Hilo	1996	96-97	0	0
1	0	Centenary	1958	58-59	0	0	0	1	High Point	1952	52-53	0	0
1	0	Chaminade	1985	85-86	0	0	1	2	Houston	1968	73-74	1	0
5	1	Univ. of Charleston	1922	83-84	4	1	1	0	Idaho State	1967	67-68	0	0
1	0	Charleston Baptist	1976	76-77	1	0	0	2	Illinois	1994	96-97	0	0
18	12	Cincinnati	1979	90-91	10	3	1	0	Illinois State	1999	99-00	0	0
17	2	Citadel	1921	65-66	9	1	1	2	Indiana	1967	79-80	0	0
1	0	CCNY	1979	78-79	1	0	0	1	Indiana State	1979	78-79	0	0
8	5	Clemson	1925	94-95	5	2	1	0	Iowa State	1984	84-85	0	0
4	0	Coastal Carolina	1993	98-99	4	0	4	1	Jacksonville	1976	86-87	1	0
0	1	Colorado	1996	96-97	0	0	8	4	James Madison	1978	90-91	5	1
1	0	Coppin St.	1985	85-86	1	0	2	0	Johns Hopkins	1980	81-82	2	0
							2	0	Kent State	1970	71-72	1	0



Tech fans provide great support for home games.



This year's Tech-West Virginia game will be a **BIG EAST** Conference game.

Tech Record		First	Last	VT at Home		
W	L	Met	Played	W	L	
1	3	Kentucky	1924	95-96	0	0
5	5	La Salle	1996	99-00	3	1
1	1	Lenoir-Rhyne	1922	54-55	1	0
12	1	Liberty	1979	99-00	7	2
1	0	LSU	1963	63-64	1	0
0	1	Louisiana Tech	1958	58-59	0	0
8	28	Louisville	1979	94-95	3	12
4	0	Loyola of Baltimore	1967	71-72	4	0
1	0	Marietta	1976	76-77	1	0
4	5	Marquette	1976	94-95	1	3
8	9	Marshall	1922	90-91	4	4
4	23	Maryland	1926	90-91	2	9
3	0	Maryland-Eastern Shore	1982	84-85	3	0
2	5	Massachusetts	1965	99-00	1	3
12	17	Memphis State	1976	90-91	9	4
1	0	Mercer	1974	73-74	1	0
1	1	Miami (Ohio)	1979	85-86	0	0
0	4	Michigan	1974	91-92	0	0
0	1	Middle Tenn. St.	1987	87-88	0	0
1	1	Mississippi	1979	81-82	0	0
6	1	Mississippi State	1959	81-82	4	0
0	2	Missouri	1987	88-89	0	1
1	0	Montana State	1994	94-95	0	0
1	0	Morehead State	1975	75-76	1	0
2	0	Morgan State	1985	92-93	2	0
2	3	Navy	1914	63-64	1	0
1	0	Nebraska	1994	94-95	0	0
1	0	New Hampshire	1977	77-78	1	0
2	0	New Mexico	1941	72-73	1	0
1	0	New Mexico State	1994	94-95	1	0
2	0	New Orleans	1979	79-80	1	0
1	1	New York University	1961	67-68	1	0
10	53	North Carolina	1912	97-98	4	15
3	0	North Carolina A&T	1983	85-86	3	0
4	0	UNC Asheville	1989	99-00	3	0
8	6	UNC Charlotte	1988	99-00	4	1
3	0	UNC Greensboro	1993	96-97	3	0
9	28	North Carolina State	1915	83-84	3	9

Tech Record		First	Last	VT at Home		
W	L	Met	Played	W	L	
3	0	Northern Illinois	1973	76-77	2	0
1	0	Ohio Northern	1977	77-78	1	0
4	0	Ohio State	1972	76-77	2	0
6	2	Ohio University	1967	79-80	3	0
1	0	Ohio Wesleyan	1977	77-78	1	0
0	1	Oklahoma	1982	82-83	0	0
1	2	Oklahoma City	1965	75-76	1	0
12	4	Old Dominion	1972	99-00	7	0
1	3	Oral Roberts	1974	77-78	0	2
1	0	Oregon	1975	75-76	0	0
4	0	Penn State	1921	78-79	1	0
2	0	Purdue	1965	66-67	1	0
1	3	Quantico	1946	50-51	1	0
2	1	Radford	1988	99-00	2	1
3	5	Rhode Island	1955	99-00	0	2
0	1	Rice	1962	62-63	0	0
67	38	Richmond	1915	91-92	35	11
1	0	Rider	1984	84-85	1	0
24	10	Roanoke College	1911	51-52	18	3
8	5	St. Bonaventure	1973	99-00	4	1
0	1	St. Francis (Pa.)	1950	50-51	0	0
3	2	St. Joseph's	1996	99-00	3	0
7	0	St. Louis	1978	81-82	3	0
2	0	Samford	1978	78-79	1	0
1	0	San Francisco	1989	89-90	0	0
1	0	San Francisco St.	1987	86-87	1	0
2	2	Sewanee (U. of South)	1928	75-76	2	2
1	0	South Alabama	1984	83-84	0	0
13	18	South Carolina	1951	97-98	9	3
2	0	South Carolina State	1982	84-85	2	0
4	4	South Florida	1992	94-95	2	1
2	0	Southern California	1985	87-88	1	0
13	17	Southern Mississippi	1983	94-95	8	4
1	0	Southwestern (Tx.)	1973	73-74	0	0
2	0	Louisiana-Lafayette	1984	99-00	0	0
1	0	Spring Hill	1958	58-59	0	0
1	0	Stanford	1972	72-73	0	0
1	0	Tampa	1970	70-71	0	0
0	9	Temple	1966	99-00	0	2
8	2	Tennessee	1911	94-95	7	1
1	0	Tennessee-Martin	1997	97-98	1	0
1	0	Tennessee State	1986	86-87	1	0
1	0	Tennessee Tech	1959	59-60	0	0
1	2	Texas A&M	1965	80-81	0	1
1	0	Texas-Arlington	1969	68-69	1	0
2	0	Texas Christian	1994	94-95	1	0
1	0	Texas Tech	1982	82-83	0	0
1	0	Texas Wesleyan	1977	76-77	1	0
4	4	Toledo	1960	73-74	3	0
1	0	Towson St.	1983	83-84	1	0
18	15	Tulane	1957	94-95	9	3
1	0	Upsala	1978	77-78	1	0
5	2	Vanderbilt	1923	77-78	2	0
1	0	Vermont	1974	74-75	1	0
44	70	Virginia	1915	99-00	21	13
10	10	Virginia Commonwealth	1978	94-95	4	2
81	42	VMI	1909	99-00	46	10
20	24	Wake Forest	1912	98-99	16	7
1	0	Washington	1974	74-75	0	0
35	54	Washington & Lee	1909	58-59	19	18
0	1	Weber State	1973	73-74	0	0
1	0	Western Carolina	1992	92-93	1	0
2	1	Western Kentucky	1980	85-86	1	0
0	1	Western Michigan	1976	75-76	0	0
1	0	Wichita	1966	65-66	0	0
73	39	William & Mary	1917	99-00	44	10
1	0	Winthrop	1998	98-99	1	0
1	0	Wisconsin-Green Bay	1996	95-96	0	0
1	0	Wisconsin-Milwaukee	1977	76-77	1	0
1	0	Wofford	1988	88-89	1	0
2	0	Wright State	1995	95-96	0	0
4	8	Xavier	1993	99-00	3	3
0	1	Yale	1967	67-68	0	0

2000-2001 opponents in **bold type**.



Two NIT Championships Highlight Tech's Exciting Postseason Play

Guided by Coach Bill Foster, Virginia Tech basketball hit the jackpot in 1995 and 1996 with a championship run in the National Invitation Tournament and an appearance in the NCAA.

The players and coaches of the 1994-95 team cemented their names in Hokie basketball lore in one of the most dramatic NITs of all time.

Tech won the title, defeating Marquette in overtime, 65-64, on two free throws by Shawn Smith with 0.7 of a second left. Other starters on that great Tech team were Ace Custis, Travis Jackson, Damon Watlington and Shawn Good and key reserves were David Jackson and Myron Guillory.

Marquette had come from four points behind to take the lead at 64-63 on Anthony Pieper's driving layup with 18.3 seconds left.

That set up the final play for Tech. Smith spun to the basket and took an eight-footer. Golden Eagle Faisal Abraham fouled him on the left elbow and body.

Smith calmly sank the first free throw to tie it. After Marquette called a timeout, Smith made the second.

Fans at Madison Square Garden rushed on the court. Smith ran into the stands to give his father a bear hug. Blacksburg went wild as students and townspeople stormed the downtown area to hail their heroes.

Tech had reached the championship game by defeating Clemson, 62-54; Providence, 91-78; New Mexico State, 64-61; and Canisius, 71-59. That Tech

team finished with 25 victories, the most in school history.

The next season, Tech qualified for the NCAA Tournament. Drawing a disappointing ninth seed, Tech was placed in the same bracket with power-packed Kentucky.

The Hokies beat Wisconsin Green Bay in the first round at Dallas, Texas, 61-48, as Good led the way with 25 points. The Hokies, however, lost in the second round to eventual national champion Kentucky, 84-60.

That Tech team finished with a 23-6 record, one of the best marks in school history.

In all, Tech has made 14 postseason appearances, compiling an overall record of 22-12.

Tech's NIT title in 1995 was the second for the Hokies. Tech also won the crown at Madison Square Garden in 1973 in strikingly similar fashion.

Tech guard Bobby Stevens hit a jumper at the buzzer in overtime to

propel the Hokies to a 92-91 victory over the Fighting Irish of Notre Dame and the NIT title. The victory was a highlight of the championship series in which Tech won four games by a total of five points, including a first-round victory over nationally-ranked New Mexico, 65-63, on national television.

Tech's first postseason appearance came in 1966, when the Hokies lost to Temple, 88-73, in the NIT's opening round.

A year later, Tech made its first NCAA Tournament appearance, advancing to the finals of the Mideast Regional with wins against Toledo and Indiana University. The



The two most dramatic moments in Virginia Tech basketball history: Bobby Stevens (top) is hoisted to the shoulders of Tech fans after hitting the shot that beat Notre Dame in the 1973 NIT finals; Shawn Smith (bottom) sinks the free throw which gave the Hokies a second NIT title in a victory over Marquette in 1995.

Hokies fell just short of the Final Four when they dropped a heart-breaking 71-66 overtime decision to Dayton.

In the 1980 Mideast Regional, Tech made headlines with its amazing first-round comeback victory against homestanding Western Kentucky. The Hokies trailed 48-30 at the half, but rallied to take an 89-85 overtime win. In the second round against Indiana and Isiah Thomas, Tech came close to an upset. The Hokies trailed by only three points with less than five minutes to go, but fell, 68-59.

The Hokies made it back to the NIT in 1982. Tech advanced into the quarterfinals with impressive wins against Fordham and Mississippi before finally losing to Georgia and high-flying All-American Dominique Wilkins.

In 1983, Tech opened NIT play at home against William & Mary, winning 85-79, then lost on the road at the University of South Carolina by a 75-68 count.

Tech also had the good fortune of opening the 1984 NIT at Cassell Coliseum against Georgia Tech of the Atlantic Coast Conference.

The Hokies prevailed, 77-74, behind 19-point performances from Dell Curry and Perry Young. A last-second tip-in by point guard Al Young sparked the Hokies to a 68-66 win against South Alabama at Greensboro, N.C. The Hokies then returned home where they rode a 27-point outing by Curry to a victory against Tennessee, 72-68.

In the semifinals at Madison Square Garden, it took a last-minute comeback by eventual champion Michigan to beat Tech, 78-75. The Hokies bounced back two days later to nail down third place with a 71-70 victory over Southwestern Louisiana.

In 1985, the Hokies took a 20-8 regular season record and a second-place Metro Conference finish into the NCAA Tournament. Tech bowed out in the first round, losing 60-57 to Temple.

In 1986, the Hokies were eliminated in the first round of the Metro Tournament. Despite the defeat, they received a bid to the NCAA Tournament behind the strength of their 22-8 record. Tech was defeated in the first round by Villanova, 71-62.



Shawn Good shoots over a Kentucky defender in the NCAA Tournament regional at Dallas in 1996.

Game-by-Game Postseason Appearances

Date	Opponent	Site	Result
3/10/66 (NIT)	Temple	New York, N.Y.	73-88
3/11/67 (NCAA)	Toledo	Lexington, Ky.	82-76
3/17/67	Indiana	Evanston, Ill.	79-70
3/18/67	Dayton	Evanston, Ill.	66-71 (ot)
3/18/73 (NIT)	New Mexico	New York, N.Y.	65-63
3/22/73	Fairfield	New York, N.Y.	77-76
3/24/73	Alabama	New York, N.Y.	74-73
3/25/73	Notre Dame	New York, N.Y.	92-91 (ot)
3/13/76 (NCAA)	Western Michigan	South Bend, Ind.	67-77 (ot)
3/9/77 (NIT)	Georgetown	Blacksburg, Va.	83-79
3/14/77	Alabama	New York, N.Y.	72-79
3/9/79 (NCAA)	Jacksonville	Lawrence, Kan.	70-53
3/11/79	Indiana State	Lawrence, Kan.	69-86
3/7/80 (NCAA)	Western Kentucky	Bowling Green, Ky.	89-85 (ot)
3/9/80	Indiana	Bowling Green, Ky.	59-68
3/12/82 (NIT)	Fordham	Blacksburg, Va.	69-58
3/15/82	Mississippi	Oxford, Miss.	61-50
3/18/82	Georgia	Athens, Ga.	73-90

Date	Opponent	Site	Result
3/17/83 (NIT)	William & Mary	Blacksburg, Va.	85-79
3/21/83	South Carolina	Columbia, S.C.	68-75
3/15/84 (NIT)	Georgia Tech	Blacksburg, Va.	77-74
3/18/84	South Alabama	Greensboro, N.C.	68-66
3/23/84	Tennessee	Blacksburg, Va.	72-68
3/26/84	Michigan	New York, N.Y.	75-78
3/28/84	Southwestern La.	New York, N.Y.	71-70
3/14/85 (NCAA)	Temple	Hartford, Conn.	57-60
3/13/86 (NCAA)	Villanova	Baton Rouge, La.	62-71
3/17/95 (NIT)	Clemson	Blacksburg, Va.	62-54
3/20/95	Providence	Providence, R.I.	91-78
3/22/95	New Mexico State	Blacksburg, Va.	64-61
3/27/95	Canisius	New York, N.Y.	71-59
3/29/95	Marquette	New York, N.Y.	65-64 (ot)
3/14/96 (NCAA)	Wisconsin-Green Bay	Dallas, Texas	61-48
3/16/96	Kentucky	Dallas, Texas	60-84

Overall Record In Postseason: 22-12
 NIT: 17-5 NCAA: 5-7 Home: 7-0



Virginia Tech Sports Hall of Fame

The Virginia Tech Sports Hall of Fame was organized in 1982 to honor persons who have made great contributions to athletics at the university. Since its inception, a total of 100 people have been enshrined, including 18 players who were picked primarily for their contributions in basketball.

Chris Smith

A brilliant basketball center from 1958 through 1961, Smith was one of the nation's leading rebounders three years in a row. He still holds all of Tech's major rebounding records and is regarded by many as the greatest basketball player in school history. Smith is a charter member who was inducted in 1982.

Allan Bristow

A scrappy forward who paced the Hokies to the National Invitation Tournament championship in 1973. Bristow scored in double figures during every game of his Tech career and still holds the Hokies' single-game scoring mark of 52 points. After 10 years as a player in the NBA, Bristow went into coaching including a stint as the head coach of the NBA Charlotte Hornets. He was inducted in 1984.

John Wetzel

A swingman who was always at his best in the clutch, Wetzel led Tech to its first-ever national postseason tournament in 1966. He enjoyed a 10-year NBA playing career and has been in the pro coaching ranks

since 1979. Wetzel was inducted in 1985.

Harry Bushkar

A fine scorer and playmaker, Bushkar capped his career by being named All-Southern Conference in 1945-46. He was tabbed Virginia's Player of the Year that season and made the SC All-Tournament Team. Bushkar was captain of the 1944, '45 and '46 Tech teams. He was inducted in 1986.

George Parrish

One of Tech's first big-name stars, Parrish earned All-South honors in both basketball and football during a career that extended from 1916 to 1920. Parrish was regarded by many as the best center in southern basketball in 1919 when he scored 320 of the Hokies' 766 points. He was inducted in 1986.

Glen Combs

Still rated one of the best long-range shooters in school history, Combs helped the 1967 Tech team to the finals of the NCAA Midwest Regional, where an overtime loss to Dayton cost the Hokies a spot in the Final Four. Combs, who averaged

17.9 points over his three varsity seasons at Tech, went on to enjoy a seven-year career in the ABA. He was inducted in 1987.

Lee Melear

Although he starred in both basketball and baseball, Melear may be best remembered for his 24-point performance against Kentucky in 1962 when the Hokies handed legendary Adolph Rupp the only season-opening home loss of his career at UK. Melear, who averaged in double-figure scoring all three of his varsity seasons, was inducted in 1989.

Bob Ayersman

A hot-shooting forward from 1957-61, Ayersman made the All-Southern Conference team two years in a row. He still ranks sixth in career scoring at Tech and his 26.5 scoring average in 1958-59 still stands as the second-best in school history. Ayersman was inducted in 1990.

Lewis Mills

A point guard deluxe, Mills was the captain of the Hokies in 1959-60 and helped that team post the

school's first 20-win basketball season. He entered the coaching field after graduating from Tech and served as the head basketball coach at the University of Richmond from 1963 until 1973. Mills, who also spent 12 years in athletic administration at VCU, was inducted in 1991.

Earl (Bus) Hall


The Southern Conference's leading scorer in 1932, Hall was a unanimous choice for the all-conference team that year. Nicknamed "The Princeton Phantom," he was a complete player who excelled as a floor leader, dribbler and passer, as well as a scorer. Hall was inducted in 1992.

Howard Pardue


One of the greatest shooters in school history, Pardue played on Tech teams in the early 1960s. He finished with a career scoring average of 20 points and was named to the All-Southern Conference team three years in a row and twice was named to the Southern's all-tournament team. He was inducted in 1992.

Bucky Keller


A 6-3 swingman who led Tech to glory in the early



Chris Smith



Allan Bristow



John Wetzel




Harry Bushkar



George Parrish



Glen Combs



Lee Melear



Bob Ayersman




Lewis Mills



Earl (Bus) Hall



Howard Pardue



Bucky Keller

1960s, Keller finished his Tech career with an overall scoring average of 18.2 per game. He averaged 15.0 on a 1959-60 team that went 20-6, posted a 17.6 scoring mark in 1960-61 when the Hokies were 15-7 and averaged 21.7 in 1961-62 when Tech finished 19-6. Keller died in 1977. He was inducted into the Hall of Fame in 1993.

Bill Matthews

Matthews had a tremendous impact on Tech athletics in a 35-year career as a basketball player, a coach of three sports and an administrator. A bulky center, he ranks second only to Chris Smith in all-time rebounding for the Hokies. Matthews had a career average of 13.8 rebounds per game and in 1954-55 had a sensational seasonal average of 18.8. He was the Virginia Player of the Year in 1955-56. Matthews was inducted in 1993.

Dale Solomon

A dynamic center, Solomon burst on the Virginia Tech basketball scene in a big way during his freshman year in 1978-79. He sparked Tech to its only Metro Conference Tournament championship and was

named the tourney's MVP. He went on to become the first player to make All-Metro four years in a row. In 1990, he was chosen on the Metro's decade team of the 1980s. Solomon tallied a career total of 2,136 points and ranks third behind Bimbo Coles and Dell Curry on the Hokies' all-time scoring list. He was inducted in 1994.

Dell Curry

This silky-smooth outside shooter scored a Tech record 1,021 field goals and tallied a total of 2,389 points. He ranks second on the Hokies' all-time scoring list behind Bimbo Coles and holds the school career record for steals with 295. Curry, who helped the Hokies to four postseason tournaments, posted 115 double-figure scoring games on the way to a career scoring average of 18.9. He was a first-round draft pick of the NBA's Utah Jazz in 1986 and now plays for the Charlotte Hornets. Curry was inducted in 1996.

Loyd King

A mixture of good ball-handling skills, leaping ability and a keen eye for long range jumpers helped make King one of the best guards

to play for the Hokies. He was the captain and leading scorer for Tech's cage teams in 1969-70 and 1970-71. He averaged 19.3 points per game as a junior and carried a 21.3-point scoring average as a senior. During his last two years, he reached double-figure scoring in 45 of 47 games, including the last 23 in a row. King finished his Tech career with 1,248 points and a 17.1 scoring average. He went on to play in the American Basketball Association and French Professional League. King was inducted in 1998.

Ted Ware

Ted Ware, whose rebounding and defense were vital ingredients for the Hokies during his three varsity seasons in the 1960s, had the distinction of playing an important role on Tech's first-ever NIT team in 1966 and also on the Hokies' first-ever NCAA Tournament squad in 1967. The 6-5 forward was Tech's second-leading scorer as a sophomore in 1965-66 with a 14.6 average. During the 1966-67 season, he shot 55.6 percent from the field for the season, which was a school record at the time. As a

senior in 1967-68, Ware posted a team-high 9.2 rebounding average. Ware's overall 52.4 field-goal percentage was a Tech career record at the time. In 1968, he was selected to the 10-man Academic All-America Basketball Team chosen by the nation's sports information directors. Ware was inducted in 1999.

Bimbo Coles

Bimbo Coles played a leading role at point guard for the 1988 U.S. Olympic team, which won a bronze medal in Seoul, Korea. He capped his collegiate career as the leading scorer in both Virginia Tech and Metro Conference basketball history.

Coles' jersey, No. 12, was officially retired just prior to his final home game against Memphis State on March 3, 1990. He was inducted in 2000.

Paul Dear, Leo Burke and Mel Henry


Although these three players were chosen for the Hall of Fame primarily for their excellence in other sports, they also made outstanding contributions in basketball.



Bill Matthews




Dale Solomon




Dell Curry



Loyd King



Ted Ware




Bimbo Coles



12

Bimbo Coles




After dazzling Virginia Tech fans for four years, guard Bimbo Coles became the second Tech men's basketball player to have his jersey retired when the university honored him in a ceremony prior to his last home game on March 3, 1990. Coles finished his collegiate career as the leading all-time scorer in school and Metro Conference history and also set an all-time scoring mark for Division I players in the state of Virginia. He scored a total of 2,484 points during his four seasons and became the first player in Metro Conference history to lead the league in scoring three consecutive years. Coles

All-Time Greats

burst on the national scene when he made the U. S. Olympic team in 1988. He played a leading role at point guard for that team which won the bronze medal in Seoul, Korea. Coles was a second-round pick of the Sacramento Kings in the 1990 NBA draft and currently is a prominent player for the Golden State Warriors.

20

Ace Custis




Ace Custis, one of the most popular athletes in Virginia Tech history, became the third men's basketball player to have his jersey retired when his

career ended in 1997. Custis became the third player in Tech basketball to surpass the 1,000-mark in both points and rebounds. He finished with 1,706 points and 1,777 rebounds, joining Hall of Famers Chris Smith and Bill Matthews in that category. Ace made the all-conference team in two different leagues during his time at Tech. He was All-Metro Conference as a sophomore and was selected to the All-Atlantic 10 team his junior and senior seasons. During his senior year, he was a finalist in voting for the Boost/Naismith Award which goes to the National Player of the Year. Custis now plays for the NBA's Dallas Mavericks.

30

Dell Curry



All-American guard Dell Curry, who helped Virginia Tech to four postseason tournaments, became the first Hokie basketball player ever to have his jersey retired when the university honored him in a ceremony before his last home game on March 1, 1986. Curry was a three-time All-Metro Conference choice for the Hokies and was named the Metro's Player of the Year in 1986 after leading the league with a 24.1 scoring average. He finished his Tech career with 2,389 points, which was a school record at the time. Curry earned first-team All-America honors from *The Basketball News*, second-team recognition from the Associated Press and the

Basketball Writers of America, and third-team honors from United Press International and the Helms Foundation. During the summers of 1984 and 1985, the 6-5 sharpshooter played on U. S. All-Star teams that competed abroad in Jones Cup play. Following his senior season, Curry was a first-round draft pick of the NBA's Utah Jazz. He now plays for the Charlotte Hornets.

44

Allan Bristow



Allan Bristow, a scrappy forward who paced the Hokies to the National Invitation Tournament championship in 1973, became the fourth Virginia Tech basketball player to have his jersey retired. Bristow scored in double figures during every game of his Tech career and still holds the Hokies' single-game scoring mark of 52 points. He finished as Tech's all-time scoring leader in 1973 with 1,804 points and still stands fifth on the list. He holds Tech records for career scoring average, most points in a game, consecutive double-figure scoring games and most field goals in a game. After 10 years as a player in the NBA, Bristow went into coaching, including a stint as the head coach of the NBA Charlotte Hornets. His jersey was retired on Oct. 17, 1998, at the Temple homecoming football game, commemorating the 25th anniversary of the 1973 NIT team. He is now the head coach of the Richmond Rhythm of the International Basketball League.

Hokies Drafted by the NBA, ABA


Year	Name	Round	Team	Pick
1961	Chris Smith	2nd	Syracuse	5th in 2nd round
1962	Bucky Keller	6th	Los Angeles	8th in 6th round
1966	John Wetzel	8th	Los Angeles	7th in 8th round
1967	Ron Perry	12th	Minnesota (ABA)	
1968	Glen Combs	5th	San Diego	1st in 5th
			Dallas (ABA)	
1969	Chris Ellis	5th	Chicago	5th in 5th
		6th	Kentucky (ABA)	
1971	Loyd King	15th	Milwaukee	8th in 15th
		7th	Memphis (ABA)	
1973	Allan Bristow	2nd	Philadelphia	3rd in 2nd (19th)
		1st	Virginia (ABA)	
1976	Larry Cooke	3rd	Atlanta	12th in 3rd
1976	Russell Davis	6th	Detroit	4th in 6th
1977	Ernest Wansley	6th	Washington	17th in 6th
1978	Ron Bell	6th	Cleveland	13th in 6th
1979	Marshall Ashford	5th	Washington	20th in 5th
1980	Wayne Robinson	2nd	Los Angeles	8th in 2nd
1980	Les Henson	7th	Boston	last player in 7th
1982	Dale Solomon	3rd	Philadelphia	22nd in 3rd
1982	Jeff Schneider	5th	Houston	15th in 5th
1985	Perry Young	3rd	Portland	14th in 3rd
1985	Al Young	7th	San Antonio	13th in 7th
1986	Dell Curry	1st	Utah	15th in 1st
1986	Keith Colbert	3rd	Philadelphia	9th in 3rd
1986	Bobby Beecher	4th	Sacramento	21st in 4th
1990	Bimbo Coles	2nd	Sacramento	40th overall
1999	Eddie Lucas	2nd	Utah	58th overall



92 Cage Seasons

A Year-by-Year Look at Tech's Records, Coaches and Captains

Year	Coach	Record	Captain
1908-09	R. M. Brown	4- 2	J. L. Hughes
09-10	Branch Bocock	11- 0	F.H. Legge
10-11	Branch Bocock	11- 1	W. R. Legge
11-12	L. N. Keesling	6- 3	L. W. Reiss
12-13	Houston B. Hughes	5- 9	Houston B. Hughes
13-14	Branch Bocock	14- 5	M. C. Beckner
14-15	Branch Bocock	9- 4	J. F. Powell
15-16	Branch Bocock	12- 3	G. W. Cocke
16-17	H. P. Sanborn	17- 2	C. L. Logan
17-18	Charles A. Bernier	15- 5	B. T. Cocke
1918-19	Charles A. Bernier	18- 4	Bill Wharton
19-20	Charles A. Bernier	14- 4	George F. Parrish
20-21	W. L. (Monk) Younger	19- 5	P. C. Brooks
21-22	W. L. (Monk) Younger	14- 6	C. D. Rhodes
22-23	W. L. (Monk) Younger	13- 6	C. D. Rhodes
23-24	B. C. Cabbage	5-13	E. C. Carroll
24-25	M. Buford Blair	6- 9	D. H. Rutherford
25-26	M. Buford Blair	3-10	W. A. Payne
26-27	H. B. Redd	6- 8	W. A. Payne
27-28	Bud Moore	5-11	M. N. Pearman
1928-29	I. E. Randall	4-13	Joseph M. Brown
29-30	R. S. Warren	5-14	John Ote Looney, Jr.
30-31	C. D. Rhodes	5-10	C. B. Baker
31-32	Geo. S. Proctor	8- 9	H. J. Yaggi
32-33	W. L. (Monk) Younger	5-10	E. J. Hall
33-34	W. L. (Monk) Younger	1-15	Benny Palmer
34-35	W. L. (Monk) Younger	3-16	D. T. Thomas
35-36	W. L. (Monk) Younger	5-16	Joe Mottola
1936-37	W. L. (Monk) Younger	6-11	Joe Mottola
37-38	H. M. (Mac) McEver	6- 8	Charley Southern and Mel Henry
1938-39	H. M. (Mac) McEver	3-14	S. C. Power
39-40	H. M. (Mac) McEver	4-15	Keith S. Haff
40-41	H. M. (Mac) McEver	8-13	Keith S. Haff
41-42	H. M. (Mac) McEver	10-10	W. J. (Buddy) Henderson
42-43	H. M. (Mac) McEver	7- 7	Julius Rubin and Guy Crawford
43-44	H. M. (Mac) McEver	11- 4	Harry Bushkar
44-45	Geo. S. Proctor	6- 8	Harry Bushkar
45-46	Geo. S. Proctor	11- 8	Harry Bushkar
46-47	Geo. S. Proctor	13-13	Joe Ruddell
47-48	G. F. (Red) Laird	14- 9	Crennie Reed
1948-49	G. F. (Red) Laird	10-13	Bob Dickson
49-50	G. F. (Red) Laird	16- 9	Ted Bacalis and Bob Trombold
50-51	G. F. (Red) Laird	19-10	Sumner (Tex) Tilson, Dick Sayre and Gene Jones
51-52	G. F. (Red) Laird	4-16	(none)
52-53	G. F. (Red) Laird	4-19	John W. Cantrell
53-54	G. F. (Red) Laird	3-24	William B. Matthews
54-55	G. F. (Red) Laird	7-20	William B. Matthews
55-56	Charles W. (Chuck) Noe	14-11	William B. Matthews
56-57	Charles W. (Chuck) Noe	14- 8	Clayton (Abe) Coates
57-58	Charles W. (Chuck) Noe	11- 8	L. Hemmings and D. Kuhn
1958-59	Charles W. (Chuck) Noe	16- 5	Terry Penn
59-60	Charles W. (Chuck) Noe	20- 6	Lewis Mills
60-61	Charles W. (Chuck) Noe	15- 7	Chris Smith
61-62	Charles W. (Chuck) Noe	19- 6	Bucky Keller and J. Fleischman
62-63	William B. Matthews	12-12	Lee Melear and Calvin Jones
63-64	William B. Matthews	16- 7	Frank Alvis and Howard Pardue
64-65	Howard P. Shannon	13-10	Mickey McDade
65-66	Howard P. Shannon	19- 5	John Wetzel
66-67	Howard P. Shannon	20- 7	Ron Perry
67-68	Howard P. Shannon	14-11	Ted Ware
1968-69	Howard P. Shannon	14-12	Stan Kerrick
69-70	Howard P. Shannon	10-12	Loyd King
70-71	Howard P. Shannon	14-11	Loyd King
71-72	Don DeVoe	16-10	Charlie Lipscomb and Randy Minix



Coach Chuck Noe (r) and team captain Lewis Mills guided Tech to its first 20-win season in 1959-60.

Year	Coach	Record	Captain
72-73	Don DeVoe	22- 5	Allan Bristow
73-74	Don DeVoe	13- 13	Craig Lieder
74-75	Don DeVoe	16- 10	(none)
75-76	Don DeVoe	21- 7	D. Sensibaugh & Phil Thieneman
76-77	Charles Moir	19-10	Duke Thorpe & Phil Thieneman
77-78	Charles Moir	19- 8	Ron Bell and Sam Foggin
1978-79	Charles Moir	22- 9	Marshall Ashford and Tic Price
79-80	Charles Moir	21- 8	Wayne Robinson, Chris Scott Les Henson & John Hillenbrand
80-81	Charles Moir	15- 13	Dale Solomon
81-82	Charles Moir	20- 11	Dale Solomon
82-83	Charles Moir	23- 11	Reggie Steppe and Perry Young
83-84	Charles Moir	22- 13	John Dixon and Perry Young
84-85	Charles Moir	20- 9	Perry Young and Al Young
85-86	Charles Moir	22- 9	Dell Curry, Bobby Beecher, Keith Colbert and Dave Burgess
86-87	Charles Moir	10- 18	Phil Williams
87-88	Frankie Allen	19-10	Tim Anderson and Bimbo Coles
1988-89	Frankie Allen	11- 17	Wally Lancaster & Bimbo Coles
89-90	Frankie Allen	13- 18	Bimbo Coles and Greg Brink
90-91	Frankie Allen	13- 16	Antony Moses & David Herbster
91-92	Bill Foster	10- 18	Erik Wilson and John Rivers
92-93	Bill Foster	10- 18	Thomas Elliott and Steve Hall
93-94	Bill Foster	18-10	Jay Purcell and Jimmy Carruth
94-95	Bill Foster	25-10	Game captains
95-96	Bill Foster	23- 6	Game captains
96-97	Bill Foster	15- 16	Ace Custis
97-98	Bobby Hussey	10- 17	Shawn Browne, Myron Guillory
98-99	Bobby Hussey	13- 15	Game captains
99-00	Ricky Stokes	16- 15	Game captains



Year-by-Year Records

1908-09 (4-2)

hW 33-26 Emory & Henry
 aW 36-10 Bluefield YMCA
 hW 63-6 Rand. Macon Acad.
 aW 22-10 Staunton M.A.
 aL 12-28 W & L
 aL 9-15 VMI
 175-95

1909-10 (11-0)

hW 68-12 Davidson
 hW 47-12 Emory & Henry
 hW 26-21 Emory & Henry
 hW 60-19 Rand. Macon Acad.
 aW 60-16 Hampden-Sydney
 aW 45-26 Lynchburg YMCA
 aW 27-15 Staunton M.A.
 aW 31-18 W & L
 aW 37-14 VMI
 hW 42-29 W & L
 hW 70-15 Hampden-Sydney
 513-197

1910-11 (11-1)

hW 87-4 Rand. Macon Acad.
 hW 43-22 Emory & Henry
 hW 27-11 Emory & Henry
 hW 65-9 Roanoke College
 hW 58-20 Tennessee
 aW 62-8 Roanoke College
 aW 29-26 Lynchburg YMCA
 aW 53-8 Hampden-Sydney
 aL 26-35 Lynchburg YMCA
 aW 27-20 W & L
 aW 35-18 VMI
 hW 42-28 W & L
 554-209



The 1908-09 team, the first Tech squad.

1911-12 (6-3)

hW 27-12 Emory & Henry
 aW 53-14 Beaver H.S.
 hW 94-33 Roanoke H.S.
 hW 45-15 Wake Forest
 nL 18-42 W & L
 hW 37-28 UNC
 hL 32-37 Trinity
 aW 21-19 Wake Forest
 hL 22-23 Lynchburg YMCA
 349-223

1912-13 (5-9)

aW 22-19 Beaver H.S.
 aL 15-54 W & L
 aL 16-33 VMI
 hW 36-23 Emory & Henry
 hW 46-18 Roanoke College
 hL 15-31 W & L
 hW 36-16 Rand. Macon Acad.
 hW 48-12 Beaver H.S.
 aL 15-44 Guilford
 aL 9-29 UNC
 aL 16-23 Trinity
 aL 24-34 Durham YMCA
 aL 12-21 Wake Forest
 nL 16-39 Wake Forest
 326-416

1913-14 (14-5)

aW 28-14 Beaver H.S.
 hL 30-41 Roanoke College
 hW 37-20 Maryville
 aL 15-51 Navy
 aW 16-15 St. John's College
 aW 26-17 Mt. St. Joseph
 aL 28-54 Catholic U.
 aW 46-16 Episcopal H.S.
 aL 17-46 W & L
 hW 16-15 Guilford
 hW 32-11 Guilford
 hW 36-20 Elon
 hW 48-25 Emory & Henry
 hW 41-9 Rand. Macon
 hW 21-19 W & L
 hW 58-14 King College
 hW 29-24 Wake Forest
 nW 27-16 VMI
 aL 15-26 Roanoke College
 566-453

1914-15 (9-4)

hW 39-14 St. Albans
 aL 21-25 Georgetown
 aW 40-20 Richmond
 aW 31-19 N.C. State
 aL 28-29 Rich. Howitzers
 hW 52-5 Daleville College
 hW 43-11 Emory & Henry
 hW 29-19 Trinity

hL 16-17 Elon
 hW 32-19 N.C. State
 nW 22-21 VMI
 hW 48-16 Rand. Macon
 aL 21-39 Virginia
 422-254

1915-16 (12-3)

hW 65-18 Daleville College
 hW 27-24 Cardinal A.C.
 hW 27-10 Tusculum
 aW 53-13 Beaver H.S.
 hW 62-16 Church Hill A.C.
 hW 30-14 Elon
 hW 35-13 Elon
 nW 44-27 UNC
 aL 14-30 Virginia
 aW 30-27 Georgetown
 aL 28-31 Gallaudet
 hW 23-14 W. Va. Western
 hW 30-28 Wake Forest
 hW 29-16 N.C. State
 hL 19-25 VMI
 516-306

1916-17 (17-2)

hW 53-9 Daleville College
 hW 38-11 Hampden Sydney
 hW 39-10 Wm. & Mary
 aW 29-14 Hampden-Sydney
 aW 37-16 Lynchburg YMCA
 hW 49-18 Randolph Macon
 hW 54-8 Church Hill A.C.
 hW 41-12 Emory & Henry
 hW 59-2 Va. Christian
 hW 32-13 W.Va. Wesleyan
 aW 27-18 N.C. State
 aL 23-31 UNC
 aW 22-20 Elon
 aL 24-26 Wake Forest
 aW 53-28 Roanoke YMCA
 hW 44-17 Tennessee
 hW 31-12 Wake Forest
 hW 30-22 UNC
 aW 37-22 VMI
 722-309

1917-18 (15-5)

hW 70-18 Daleville College
 hW 53-9 Bridgewater
 hL 19-23 Hampden-Sydney
 hL 20-49 Davidson
 aL 29-36 Hampden-Sydney
 aL 15-35 Lynchburg YMCA
 hW 45-42 Emory & Henry
 hL 13-14 Elon
 hW 30-13 Elon
 hW 60-13 Eastern College
 hW 40-23 Lynchburg A.C.
 aW 23-22 Lynchburg A.C.
 aW 34-29 Roanoke College
 aW 29-10 W & L
 aW 31-26 VMI
 hW 46-16 Wake Forest
 hW 34-15 Tennessee
 hW 61-13 Va. Christian
 hW 26-23 Roanoke College
 hW 29-22 VMI
 707-451

1918-19 (18-4)

hW 48-20 Roanoke YMCA
 hW 57-11 Bridgewater
 hW 40-16 Hampden-Sydney
 hW 22-18 Roanoke College

Coaching Records

(Listed in order of number of victories)

Name	Seasons	W	L	Pct.	Years
Charles Moir	11	213	119	.642	1976-87
Chuck Noe	7	109	51	.681	1955-62
Bowie Shannon	7	104	68	.605	1964-71
Bill Foster	6	101	78	.564	1991-97
Don DeVoe	5	88	45	.662	1971-76
G. F. (Red) Laird	8	77	120	.391	1947-55
W. L. (Monk) Younger	8	66	85	.437	1920-23; 32-37
Branch Boccock	5	57	13	.814	1909-11; 13-16
Frankie Allen	4	56	61	.479	1987-91
H.M. (Mac) McEver	7	49	71	.408	1937-44
Charles E. Bernier	3	47	13	.783	1917-20
G. S. (Gummy) Proctor	4	38	38	.500	1931-32; 44-47
William B. Matthews	2	28	19	.596	1962-64
Bobby Hussey	2	23	32	.418	1997-99
H.P. Sanborn	1	17	2	.895	1916-17
Ricky Stokes	1	16	15	.516	1999-
M. Buford Blair	2	9	19	.321	1924-26
L.N. Keesling	1	6	3	.667	1911-12
H.B. Redd	1	6	8	.429	1926-27
Houston B. Hughes	1	5	9	.357	1912-13
C.D. Rhodes	1	5	10	.333	1930-31
Bud Moore	1	5	11	.313	1927-28
B.C. Cubbage	1	5	13	.278	1923-24
R.S. Warren	1	5	14	.263	1929-30
R.M. Brown	1	4	2	.667	1908-09
I.E. Randall	1	4	13	.235	1928-29

hW 55-16 Daleville College
 hW 71-16 Tusculum
 aW 43-29 Lynchburg A.C.
 nL 19-31 VMI
 hW 46-16 Elon
 hW 38-15 Elon
 nW 37-15 W & L
 aW 18-16 Catholic U.
 aL 22-31 Georgetown
 aL 24-28 Gallaudet
 hW 20-17 Davidson
 hW 31-18 Wake Forest
 hL 13-14 Wake Forest
 hW 28-22 UNC
 nW 32-14 UNC
 hW 37-20 VMI
 nW 35-23 W & L
 nW 30-24 VMI
 766-450

1919-20 (14-4)

hW 59-29 Daleville College
 aW 58-23 Roanoke YMCA
 hW 67-8 Hampden-Sydney
 aL 25-31 VMI
 hW 26-18 Auburn
 hW 35-19 Tusculum
 hW 40-9 Tusculum
 hW 59-11 Bridgewater
 hL 19-34 W. Va. Wesleyan
 hW 23-14 VMI
 aW 37-18 Lynchburg A.C.
 aW 31-26 Catholic U.
 aW 34-17 Johns Hopkins
 aL 21-26 Delaware
 aW 52-37 Church Hill A.C.
 nW 42-17 N.C. State
 nW 27-15 W & L
 nL 26-28 VMI
 681-380

1920-21 (19-5)

hW 64-10 Daleville College
 hW 25-22 Roanoke College
 hW 51-5 Lynchburg College
 aW 33-22 Roanoke YMCA
 hW 35-7 Hampden-Sydney
 hW 34-14 Roanoke College
 hW 35-10 The Citadel
 nW 25-9 W & L
 aL 21-45 VMI
 aL 26-32 Lynchburg Elks
 hW 37-10 Emory & Henry
 aW 31-12 Church Hill A.C.
 aW 31-25 Coll. Stars B'mre.
 aW 37-24 West Virginia
 aW 29-23 Penn State
 aL 0-2 Delaware (forf.)
 aW 26-20 George Washington
 hW 31-15 Georgia Tech
 hW 21-18 Trinity
 hW 29-19 Wake Forest
 nW 23-19 W & L
 nW 43-12 N.C. State
 hL 11-26 VMI
 nL 25-27 VMI
 723-428

1921-22 (14-6)

hW 27-11 Marshall
 hW 32-25 Lynchburg College
 hW 33-13 Western Md.
 aL 20-30 VMI
 hW 37-10 Roanoke Elks
 hW 40-14 Milligan College
 hW 26-19 Tennessee
 aW 29-17 Lynchburg Elks
 aL 12-24 Richmond Takola
 aW 29-28 Catholic U.
 aL 33-35 George Washington
 aL 14-62 Navy
 hW 34-20 Morris-Harvey
 nL 32-38 W & L
 nW 26-25 VMI
 hW 32-20 N.C. State

hW 48-21 Lenoir Rhyne
 hW 38-16 Roanoke College
 nL 22-26 Virginia
 hW 27-19 VMI
 591-473

1922-23 (13-6)

hL 20-28 Washington College
 aW 27-18 King College
 hW 35-20 Elon
 hW 28-9 Hampden-Sydney
 aW 22-19 VMI
 hW 41-11 Concord St. T.
 aL 7-31 W & L
 hW 36-12 King College
 hW 34-27 Roanoke College
 hW 26-25 West Va. Wesleyan
 hW 23-19 Carson Newman
 nW 42-16 VMI
 hL 33-34 Trinity (Duke)
 hL 28-29 W & L
 hW 38-16 Western Md.
 hL 20-21 VMI
 nW 22-18 Virginia
 nW 20 26-23 Vanderbilt
 nL 20 23-38 Chattanooga
 531-414

1923-24 (5-13)

aL 14-41 Lynchburg College
 hL 17-21 Morris-Harvey
 aL 11-22 VMI
 hL 10-37 Wake Forest
 hL 25-33 Elon
 nL 21-33 W & L
 nL 16-32 Virginia
 hL 15-37 Carson Newman
 hW 30-29 Wm. & Mary
 nL 15-20 VMI
 hW 24-12 King College
 aL 17-29 W & L
 aW 26-22 Transylvania
 aL 14-36 Kentucky
 aL 37-47 Centre College
 aL 14-29 Marshall
 aW 34-20 Morris-Harvey
 hW 34-20 Roanoke College
 374-521

1924-25 (6-9)

hW 39-21 Concord St. T.
 hL 32-47 Wake Forest
 aL 29-30 VMI
 hW 33-28 King College
 aL 18-26 W & L
 hW 48-21 Morris-Harvey
 aL 32-43 Virginia
 hL 32-37 Carson Newman
 hW 27-18 VMI
 hW 42-19 Elon
 hL 20-27 W & L
 hL 29-40 Davidson
 aL 32-48 Furman
 aW 27-13 Clemson
 nL 13-42 UNC
 453-460

1925-26 (3-10)

hL 14-16 Concord St. T.
 hL 17-19 Maryland
 hL 19-23 Roanoke College
 aL 30-43 W & L
 hL 19-34 Virginia
 hW 20-18 VMI
 aL 23-24 Lynchburg College
 aW 25-24 Richmond
 aL 24-42 Catholic U.
 aL 14-30 Maryland
 hW 41-20 W & L
 hL 20-27 Carson Newman
 aL 19-26 VMI
 285-346



Forward Bus Hall was the Southern Conference's leading scorer in 1932.

1926-27 (6-8)

hW 33-29 King College
 hW 40-22 Roanoke College
 hW 26-24 Elon
 aL 25-34 Virginia
 aL 30-34 Roanoke College
 aW 33-30 VMI
 aL 32-36 UNC
 aL 18-31 Duke
 aL 24-29 N.C. State
 hW 39-15 Lynchburg College
 hL 23-39 W & L
 hW 26-20 VMI
 aL 40-46 W & L
 hL 14-27 Virginia
 403-416

1927-28 (5-11)

hW 30-10 King College
 hL 20-29 Maryland
 hW 30-29 Lynchburg College
 aL 24-35 W & L
 hW 39-26 Alabama
 aL 26-35 Virginia
 hL 11-29 VMI
 nL 24-47 West Virginia
 hL 31-34 Duke
 hL 12-38 Virginia
 nW 36-17 W & L
 hW 37-14 Sewanee
 aL 22-35 VMI
 aL 26-36 Richmond
 aL 10-30 Maryland
 aL 33-57 Georgetown
 411-501

1928-29 (4-13)

hL 29-36 Elon
 aL 19-42 VMI
 hW 26-25 Virginia
 aL 25-44 W & L
 aL 27-33 UNC
 aL 27-44 Duke
 aL 13-28 Davidson
 hW 39-29 Maryland
 aL 25-34 Virginia
 hW 33-23 VMI
 nL 27-49 West Virginia
 hL 19-41 Davidson
 hL 17-45 W & L
 hL 25-26 Hampden-Sydney
 hW 22-19 Carson Newman
 hL 32-35 Marshall
 hL 17-36 W & L
 422-589

1929-30 (5-14)

aL 17-30 Roanoke College
 hW 43-19 Roanoke College
 hL 17-31 N.C. State
 hW 35-29 Emory & Henry
 aL 21-28 Virginia
 aL 27-44 Maryland
 hW 34-31 Virginia
 hL 30-31 Elon
 hW 39-35 VMI
 hL 21-30 UNC
 hL 23-27 Sewanee
 hL 20-38 Davidson
 hW 44-32 Wm. & Mary
 hL 23-34 Maryland
 aL 21-43 VMI
 hL 20-35 W & L
 aL 23-41 UNC
 aL 18-41 N.C. State
 aL 20-35 W & L
 496-634

1930-31 (5-10)

hW 28-21 Virginia
 aL 18-22 N.C. State
 aL 17-39 Wake Forest
 aW 31-28 UNC
 aL 20-22 Davidson
 hW 28-27 VMI
 aW 39-21 Lynchburg College
 aL 25-35 Virginia
 aL 16-33 Maryland
 hL 24-30 UNC
 aL 30-31 VMI
 hW 38-35 Emory & Henry
 aL 24-37 W & L
 hL 27-34 Sewanee
 hL 17-37 W & L
 382-452

1931-32 (8-9)

hW 27-26 Wake Forest
 aL 26-38 UNC
 aL 17-33 N.C. State
 hW 37-20 Roanoke College
 aL 18-28 W & L
 hL 24-35 Virginia
 aL 22-26 Virginia
 aL 16-51 Maryland
 hL 21-30 Maryville
 hL 18-22 N.C. State
 hL 20-31 UNC
 aW 25-18 VMI
 hW 35-18 Catholic U.
 hW 22-16 W & L
 aW 30-25 Roanoke College
 hW 25-17 Marshall
 hW 23-18 VMI
 406-452

1932-33 (5-10)

hL 20-40 Maryland
 hW 34-31 W & L
 aL 26-58 UNC
 aL 18-46 N.C. State
 aW 38-34 VMI
 aL 21-37 Maryland
 nL 30-36 Virginia
 hL 25-45 N.C. State
 hW 27-22 Davidson
 hL 25-31 Duke
 aL 32-40 Emory & Henry
 hL 40-43 George Washington
 aW 37-35 W & L
 hW 27-15 VMI
 nL 25-32 UNC
 425-545

1933-34 (1-15)

hL 14-31 UNC
 hL 24-29 Maryland
 aL 25-37 Catholic U.
 aL 19-40 George Washington
 aL 32-34 Maryland



Year-by-Year Records

aL 21-42 UNC
 aL 30-45 N.C. State
 hL 14-34 Richmond
 hL 28-32 Davidson
 hW 22-19 VMI
 hL 15-45 Duke
 aL 31-47 W & L
 hL 30-48 W & L
 hL 30-46 N.C. State
 aL 26-43 VMI
 hL 20-27 Emory & Henry
 381-599

1934-35 (3-16)

hL 25-42 Kroger Bl. Dev.
 hL 9-29 UNC
 hW 29-17 Roanoke College
 hL 17-37 Richmond
 aL 19-49 W & L
 hL 24-29 Virginia
 aL 17-29 N.C. State
 aL 25-32 Duke
 aL 13-29 UNC
 aL 25-40 VMI
 hW 30-24 Wm. & Mary
 hL 19-27 Duke
 hL 22-29 W & L
 hL 21-40 N.C. State
 aL 20-40 Richmond
 aL 26-42 Wm. & Mary
 aL 31-54 Virginia
 aL 24-26 Roanoke College
 hW 25-24 VMI
 421-639

1935-36 (5-16)

hW 42-16 Roanoke YMCA
 hL 13-27 Natl. Bus. College
 hL 21-40 UNC
 hL 28-36 Wm. & Mary
 hW 31-26 VMI
 aL 23-24 Roanoke College
 aL 18-50 W & L
 aL 26-34 UNC
 aL 28-44 N.C. State
 aL 20-40 Duke
 hL 44-46 N.C. State
 hL 32-46 Clemson
 hL 22-42 W & L
 aW 26-15 Hampden-Sydney
 aL 36-42 Wm. & Mary
 aL 26-30 Virginia
 hW 35-30 Davidson
 hW 27-23 Hampden-Sydney
 hL 30-39 Roanoke College
 aL 33-44 Natl. Bus. College
 aL 36-38 VMI
 597-732

1936-37 (6-11)

hW 36-29 Wm. & Mary
 hL 26-38 UNC
 aW 28-27 Rand. Macon
 aW 38-30 Wm. & Mary
 aL 22-32 Richmond
 aL 30-52 W & L
 aL 25-55 Catholic U.
 aL 17-45 Navy
 aL 22-30 VMI
 hL 24-36 N.C. State
 hL 24-38 W & L
 nW 29-28 Virginia
 aL 29-38 N.C. State
 aL 25-41 UNC
 nL 22-40 Virginia

hW 32-37 Richmond
 hW 32-31 VMI
 461-617

1937-38 (6-8)

hW 29-25 Wm. & Mary
 hL 32-38 UNC
 hW 22-19 Richmond
 aW 41-31 Wm. & Mary
 aL 22-25 Richmond
 aL 34-52 W & L
 aL 23-29 American U.
 aL 35-42 Maryland
 aL 38-43 Virginia
 hW 28-35 VMI
 hL 35-32 Virginia
 hL 24-32 W & L
 hW 52-45 Rand. Macon
 aL 23-29 VMI
 438-467

1938-39 (3-14)

hL 33-46 Wm. & Mary
 hW 32-31 Richmond
 aL 35-46 Duke
 aW 36-35 UNC
 aL 29-66 W & L
 aL 36-54 VMI
 aL 16-45 Virginia
 hL 31-47 Marshall
 aL 26-44 Richmond
 aL 30-57 Wm. & Mary
 hL 30-43 VMI
 nL 40-55 Davidson
 aL 35-52 N.C. State
 hW 35-33 Randolph Macon
 hL 25-39 Virginia
 hL 26-31 Hampden-Sydney
 hL 51-65 W & L
 546-789

1939-40 (4-15)

nW 31-24 House of David
 nL 25-46 UNC
 hL 25-34 W & L
 hW 33-18 Hampden-Sydney
 aL 41-49 Maryland
 aL 30-74 George Washington
 hW 51-43 Natl. Bus. College
 aL 22-42 W & L
 hL 25-34 Virginia
 hL 28-45 Marshall
 aL 39-41 Richmond
 aL 33-38 Wm. & Mary
 hL 28-35 Catawba
 hL 32-41 Richmond
 hW 40-32 VMI
 nL 33-39 Natl. Bus. College
 hL 29-49 Wm. & Mary
 aL 35-50 VMI
 aL 27-42 Virginia
 607-776

1940-41 (8-13)

aW 42-41 Langley Fld.
 nL 38-39 Naval Trng. Sta.
 aL 39-41 Apprentice School
 hW 67-38 Naval Trng. Sta.
 hL 51-54 Wm. & Mary
 nL 29-41 W & L
 nL 35-49 Virginia
 aL 30-37 W & L
 aL 35-60 UNC
 nW 57-41 Davidson
 hW 54-35 N.C. State

hW 58-45 U. New Mexico
 aL 35-36 Richmond
 aL 50-52 Wm. & Mary
 aL 52-60 VMI
 hL 31-33 VMI
 hL 39-40 Virginia
 hW 37-31 Richmond
 aW 42-33 American U.
 aW 48-39 Maryland
 nL 37-54 George Washington
 906-899

1941-42 (10-10)

aW 63-53 Emory & Henry
 hW 50-38 Emory & Henry
 aL 41-52 Naval Trng. Sta.
 aW 59-44 Langley Field
 aW 41-36 Apprentice School
 nL 27-29 W & L
 hL 29-34 Wm. & Mary
 hL 33-35 W & L
 nW 42-25 Virginia
 hW 55-27 Hampden-Sydney
 nW 49-35 Citadel



Harry Bushkar captured three Tech teams during the mid 1940s.

aW 45-39 Wm. & Mary
 aL 39-44 Richmond
 hW 28-26 VMI
 hL 33-34 Richmond
 aL 42-43 VMI
 hL 36-58 Virginia
 hW 57-42 Furman
 aL 50-67 Duke
 aL 43-54 N.C. State
 862-815

1942-43 (7-7)

aW 39-38 Emory & Henry
 hW 51-33 Emory & Henry
 hW 49-34 Wm. & Mary
 aL 33-43 VMI
 hL 35-38 UNC
 hL 37-50 Bolling Field
 aL 40-43 N.C. State
 aL 70-78 Duke
 aW 44-40 N.C. Pre-Flight
 hW 42-37 W & L
 nW 62-46 Virginia
 hL 38-42 VMI
 aL 25-55 Wm. & Mary
 aW 47-38 W & L
 612-615

1943-44 (11-4)

aW 42-36 Emory & Henry
 nL 55-63 Virginia
 aL 29-60 N.C. Pre-Flight
 aL 29-42 UNC
 aW 31-26 Woodrow Wilson
 aW 46-20 VMI
 hW 46-24 Blackstone A.A.
 hW 53-30 Woodrow Wilson
 hW 39-17 VMI
 hW 46-22 Wm. & Mary
 hW 44-24 Emory & Henry
 aW 43-40 Apprentice School
 aW 58-29 Wm. & Mary
 nW 38-34 Davidson
 nL 24-39 UNC
 623-506

1944-45 (6-8)

hW 57-34 Bridgewater
 hL 34-39 Emory & Henry
 hW 47-41 Concord State
 hL 30-55 UNC
 hL 34-44 Virginia
 aL 28-60 UNC
 hW 42-23 VMI
 aL 40-55 Hampden-Sydney
 aL 30-41 Wm. & Mary
 aL 27-37 Emory & Henry
 hW 41-35 Hampden-Sydney
 nL 41-48 Milligan College
 hW 57-55 Milligan College
 aW 57-34 VMI
 565-601

1945-46 (11-8)

hW 60-19 Lynchburg College
 hL 40-48 UNC
 hL 52-62 Old Dominion
 aL 29-57 Virginia
 hW 58-28 VMI
 aW 43-26 Woodrow Wilson
 aW 40-33 Richmond
 hW 48-24 VMI
 hW 31-25 Richmond
 aL 27-40 McGuire Gen.
 hW 69-31 Roanoke College

aL 46-64 Old Dominion
 aL 42-63 UNC
 hW 51-45 Wm. & Mary
 hW 69-23 W & L
 hL 48-57 Geo. Washington
 aW 59-45 Roanoke College
 nW 2 39-33 Geo. Washington
 nL 2 38-44 Duke
 889-767

1946-47 (13-13)

aW 52-41 Bristol YMCA
 aW 53-42 Catholic U.
 aL 45-48 American U.
 aW 55-39 Quantico
 hW 42-35 House of David
 hW 67-25 Lynchburg College
 hW 46-41 Roanoke College
 hW 51-22 Emory & Henry
 aW 53-52 VMI
 hL 49-57 Maryland
 hL 46-53 W & L
 aW 51-40 Roanoke College
 hL 52-58 Virginia
 hW 60-50 Hampden-Sydney
 aL 45-59 Richmond
 aL 41-50 Wm. & Mary
 aL 40-52 Duke
 aL 51-57 UNC
 aL 60-75 Hanes Hosierey
 hW 54-40 Richmond
 hW 56-52 Wm. & Mary
 hW 47-41 VMI
 aL 42-55 Maryland
 aL 49-66 Geo. Washington
 aL 57-71 Hampden-Sydney
 aL 54-74 W & L
 1318-1285

1947-48 (14-9)

nW 1 58-46 Old Dominion
 aL 51-66 Georgetown
 aL 53-57 Quantico
 aW 48-42 Bristol YMCA
 hL 31-39 UNC
 hW 59-41 Wm. & Mary
 aW 54-49 Virginia
 hW 44-43 Roanoke College
 aL 45-52 Duke
 aL 36-68 UNC
 hL 58-60 Geo. Washington
 hW 71-49 Hampden-Sydney
 aW 50-39 VMI
 aW 51-46 Richmond
 aL 42-46 Wm. & Mary
 aL 35-42 Roanoke College
 hW 75-49 W & L
 hW 55-48 Richmond
 hW 57-43 Virginia
 aW 57-55 Hampden-Sydney
 hW 55-47 W & L
 hW 59-51 VMI
 nL 2 40-61 UNC
 1184-1139

1948-49 (10-13)

aL 44-55 Roanoke Rebels
 aL 49-65 Quantico
 aL 37-54 Geo. Washington
 aL 51-60 Maryland
 aL 48-56 Roanoke Rebels
 hL 48-56 UNC
 hW 56-46 Duke
 hW 54-52 Wm. & Mary
 aL 58-66 W & L
 aL 52-65 Duke
 aL 59-78 UNC
 hL 48-51 Richmond
 hW 52-50 Virginia
 aW 48-38 Roanoke College
 aL 47-62 Wm. & Mary
 aW 52-47 Richmond
 hW 66-53 VMI
 aW 66-64 Virginia

hW 68-54 W & L
 hW 64-55 Roanoke College
 aL 58-64 Hampden-Sydney
 aW 59-48 VMI
 hL 66-68 Hampden-Sydney
 1205-1307

1949-50 (16-9)

aW 70-57 Kane's Rebels
 aL 58-72 Loyola College
 aL 52-84 St. Johns
 aL 53-73 Long Island U.
 hW 63-57 Maryland
 hW 62-48 UNC
 nL 27 56-60 Davidson
 hW 78-48 Roanoke College
 hW 71-59 Geo. Washington
 aW 58-39 Roanoke College
 aW 64-50 Virginia
 aL 69-73 W & L
 aW 73-41 VMI
 aL 53-66 UNC
 aL 56-81 N.C. State
 hW 61-51 Richmond
 hW 75-53 Hampden-Sydney
 hW 80-71 W & L
 aW 74-39 Richmond
 aL 50-64 Wm. & Mary
 hW 78-64 Virginia
 hW 60-47 Wm. & Mary
 hW 78-58 VMI
 aW 84-83 Hampden-Sydney
 nL 10 42-67 N.C. State
 1618-1505

1950-51 (19-10)

aW 83-63 Kane's Rebels
 nL 11 50-57 Eastern Kentucky
 hW 79-53 Little Creek Navy
 hW 89-64 Norfolk Navy
 aL 49-63 Duquesne
 aL 65-73 St. Francis
 aL 67-78 West Virginia
 aW 71-61 Roanoke College
 aW 79-74 Fort Meyer
 aL 64-67 Quantico
 aW 91-75 Hampden-Sydney
 aW 60-59 Virginia
 hW 94-81 Roanoke College
 nW 1 68-64 South Carolina
 aW 66-57 Maryland
 aW 86-71 Geo. Washington
 hW 58-57 W & L
 aL 66-114 N.C. State
 aL 58-61 W & L
 hW 79-72 West Virginia
 aL 67-73 Wm. & Mary
 aW 86-76 Richmond
 hW 85-60 VMI
 hW 93-62 Virginia
 hW 83-61 Richmond
 hW 94-83 Hampden-Sydney
 hW 82-77 Wm. & Mary
 aL 76-79 VMI
 nL 2 61-64 Duke
 2249-1995

1951-52 (4-16)

aL 43-95 Eastern Kentucky
 aL 53-78 West Virginia
 aL 64-78 Roanoke Rebels
 aL 74-77 Roanoke College
 aL 71-76 W & L
 hL 74-88 Geo. Washington
 aL 70-84 Hampden-Sydney
 aL 58-67 Davidson
 aL 60-71 South Carolina
 hW 90-62 Virginia
 aL 70-83 Richmond
 aL 79-85 Wm. & Mary
 hW 60-54 Richmond
 nW 12 87-85 W & L
 aW 73-54 VMI
 hL 82-99 West Virginia

hL 76-86 Wm. & Mary
 aL 59-74 Virginia
 hL 53-56 VMI
 hL 82-83 Hampden-Sydney
 1378-1535

1952-53 (4-19)


aL 75-84 High Point
 aL 61-73 Elon
 aL 57-113 Marshall
 aL 42-83 Eastern Kentucky
 nL 12 66-69 South Carolina
 hL 55-92 West Virginia
 aL 46-65 Maryland
 aL 59-105 Geo. Washington
 hW 85-68 W & L
 aL 95-108 Virginia
 aL 62-86 West Virginia
 aL 74-91 Wm. & Mary
 aL 54-86 Richmond
 aL 74-76 W & L
 hL 56-70 Maryland
 hL 72-75 Furman
 hW 83-67 VMI
 hL 71-77 Richmond
 hL 65-81 Geo. Washington
 hL 85-87 Virginia
 aL 64-90 VMI
 hW 75-74 Wm. & Mary
 hW 71-62 Davidson
 1547-1883

1953-54 (3-24)

aL 55-82 Wake Forest
 aW 68-61 Davidson
 aL 75-103 Furman
 aL 55-93 Geo. Washington
 aL 52-60 Maryland
 nL 4 54-63 Richmond
 nL 4 81-97 Virginia
 aL 62-91 N.C. State
 aL 45-82 Duke
 hL 40-73 Geo. Washington
 hL 73-95 Virginia
 hL 69-87 Davidson
 aL 75-99 Richmond
 aL 66-82 Wm. & Mary
 aL 68-111 West Virginia
 hL 41-54 Maryland
 hL 52-66 Wm. & Mary
 hW 65-62 W & L
 aL 78-82 VMI
 nL12 53-107 Duke
 hL 61-83 Richmond
 nL 51-96 N.C. State
 nL13 67-101 West Virginia
 aL 69-78 Virginia
 hW 85-70 Citadel
 aL 62-72 W & L
 hL 63-64 VMI
 1685-2214

1954-55 (7-20)

aL 71-78 Elon College
 aW 91-69 Citadel
 aW 98-87 Col. Charleston
 aW 71-70 Davidson
 aL 68-76 Lenoir-Rhyne
 nW 4 88-77 Rutgers
 nL 4 57-84 Richmond
 nL 4 67-82 Wm. & Mary
 aL 82-98 West Virginia
 aL 61-63 Richmond
 aL 63-88 W & L
 hL 68-70 Davidson
 hL 69-75 Wm. & Mary
 aL 60-95 Geo. Washington
 hL 61-64 West Virginia
 aL 87-125 Furman
 aL 73-90 South Carolina
 hL 58-60 Furman
 hL 65-70 Richmond
 aL 73-105 Wm. & Mary
 hL 67-82 W & L



Center Chris Smith helped Tech turn its basketball fortunes around in the late 1950s.

hL 57-82 Geo. Washington
 aL 74-76 VMI
 hL 59-107 Virginia
 hW 88-53 Citadel
 hW 78-70 VMI
 aW 78-72 Virginia
 1932-2168

1955-56 (14-11)


hW 105-53 Guilford
 aL 68-85 Furman
 aW 97-64 Citadel
 aL 76-78 Davidson
 aW 108-75 Guilford
 nL 4 60-64 Seton Hall
 nL 4 85-103 Virginia
 nW 4 80-59 Rhode Island
 aL 66-71 Virginia
 hW 89-73 Davidson
 hW 63-61 Geo. Washington
 aL 57-66 Wm. & Mary
 aW 60-49 W & L
 aL 70-92 Geo. Washington
 hL 60-66 Richmond
 hW 76-64 Virginia
 aW 64-56 VMI
 aL 62-84 West Virginia
 hW 68-64 W & L
 hW 73-71 Furman
 aW 73-71 Richmond
 hL 74-79 Wm. & Mary
 hW 103-47 Citadel
 hW 95-56 VMI
 nL 4 70-84 Furman
 1906-1729

1956-57 (14-8)

hW 79-71 Richmond
 aL 88-91 Furman
 aW 72-68 Citadel (OT)
 nL 21 55-56 Kentucky
 nL 21 47-62 Alabama
 hL 81-85 Furman



Year-by-Year Records



The 1959-60 squad was the first Tech basketball team to post 20 wins in a season.

hW 83-72 Citadel
 aL 70-72 Wm. & Mary
 aW 49-47 Richmond
 hW 86-60 Davidson
 nL 13 54-59 West Virginia
 hW 70-56 Virginia
 aW 83-67 Geo. Washington
 hW 66-56 W & L
 hW 94-83 Wm. & Mary
 aW 54-46 W & L
 hW 80-42 VMI
 hW 82-63 Geo. Washington
 aW 82-70 VMI
 aL 55-71 Davidson
 nW 4 64-56 Wm. & Mary
 nL 4 54-68 W & L
 1548-1421

1957-58 (11-8)

hL 62-72 Richmond
 aL 54-55 Citadel (OT)
 aL 58-65 Tulane
 aW 70-59 Georgia Tech
 aL 73-74 Richmond
 aL 66-80 Virginia
 aW 86-63 VMI
 hW 96-60 W & L
 aW 87-75 Wm. & Mary
 aW 64-51 Davidson
 hW 102-76 Furman
 hL 54-70 Geo. Washington
 aW 78-64 W & L
 hW 90-58 Davidson
 hW 75-44 Citadel
 aL 72-76 Geo. Washington
 hW 72-68 Wm. & Mary
 hW 99-82 VMI
 nL 4 61-79 Wm. & Mary
 1419-1271

1958-59 (16-5)

hW 85-73 Virginia
 aL 70-78 Marshall
 aW 95-80 Furman
 nW 16 93-52 Spring Hill
 nW 16 67-64 Centenary
 nL 16 66-71 La. Tech (OT)
 aW 69-60 Richmond
 hW 86-81 Geo. Washington
 hW 105-24 W & L
 nW 6 93-80 Marshall
 hW 91-70 Davidson

aL 58-59 Wm. & Mary
 aL 78-81 VMI
 hW 74-68 Wm. & Mary
 hW 76-69 Citadel
 aW 94-63 Davidson
 hW 104-66 Richmond
 aW 91-84 Geo. Washington
 aW 78-51 W & L
 hW 118-60 VMI
 nL 4 67-85 Geo. Washington
 1758-1419

1959-60 (20-6)

hW 75-62 Geo. Washington
 aW 80-72 Virginia
 nL 15 80-85 Marshall
 nW 15 78-74 Tennessee Tech
 aW 74-56 E. Tennessee St.
 aL 57-62 Tulane
 nW 21 82-61 Mississippi State
 aW 73-65 Richmond
 nW 6 79-72 Marshall
 hW 96-51 Davidson
 aW 92-91 Wm. & Mary (OT)
 aW 95-93 VMI (OT)
 aW 89-78 Navy
 hW 107-77 Furman
 aL 59-77 Dayton
 aL 46-48 Toledo (OT)
 aL 90-105 Geo. Washington
 aW 84-75 Davidson
 hW 82-66 Wm. & Mary
 aW 86-74 Citadel
 hW 85-53 Richmond
 hW 100-71 VMI
 aW 100-87 Furman
 aW 78-58 Richmond
 nW 4 88-52 Geo. Washington
 nL 4 72-82 West Virginia
 2127-1817

1960-61 (15-7)

hW 76-54 Richmond
 hW 105-59 Davidson
 nL14 73-76 Auburn
 nW14 81-54 Baylor
 nW19 106-75 South Carolina
 aW 73-63 Citadel
 aL 56-74 Alabama
 hW 77-72 Furman
 hW 78-63 VMI
 aL 60-74 Wm. & Mary

aL 72-83 West Virginia
 aL 84-100 Wake Forest
 hW 116-93 Citadel
 aL 79-81 Richmond
 aW 86-85 VMI
 aW 99-77 Geo. Washington
 hW 85-67 Wm. & Mary
 aW 79-72 Davidson
 hW 105-70 Virginia
 hW 98-92 Geo. Washington
 aW 103-81 Furman
 nL 4 83-84 Geo. Washington
 1874-1649

1961-62 (19-6)

aL 74-80 Geo. Washington
 aL 70-73 NYU
 nW 14 70-65 Alabama
 nL 14 63-77 Auburn
 nW 22 79-78 Vanderbilt
 nW 22 78-69 Florida
 hW 91-67 Alabama
 aW 97-75 VMI
 aL 81-85 West Virginia
 aW 63-49 Wm. & Mary
 hW 67-54 Richmond
 aW 92-59 Virginia
 hW 83-73 Tennessee
 aL 83-89 Furman
 hW 85-82 West Virginia
 hW 111-86 East Carolina
 hW 74-72 Furman
 hW 87-81 Wake Forest
 hW 104-65 Wm. & Mary
 hW 85-71 VMI
 aW 76-69 Richmond
 hW 91-75 Geo. Washington
 nW 4 101-83 Citadel
 nW 4 70-66 VMI
 nL 4 72-88 West Virginia
 2047-1831

1962-63 (12-12)

aW 80-77 Kentucky
 hW 76-88 Richmond
 hW 77-71 Wm. & Mary (OT)
 hW 82-65 Mississippi State
 hW 72-80 Vanderbilt (OT)
 nL 22 72-73 Georgia Tech (OT)
 nL 22 67-69 Rice
 hW 71-63 Virginia
 hW 74-70 VMI
 aL 63-78 Wm. & Mary
 aL 63-76 Wake Forest
 hL 61-66 Furman
 aL 83-86 West Virginia
 aW 75-73 Virginia
 hW 79-75 Geo. Washington
 aW 77-66 VMI
 hL 76-79 West Virginia
 aW 90-72 Richmond
 hL 61-64 Wake Forest
 aL 73-82 Geo. Washington
 aL 64-70 Furman
 hW 81-73 East Carolina
 nW 4 74-72 Wm. & Mary
 nL 4 67-75 Davidson
 1758-1743

1963-64 (16-7)

hW 77-53 Richmond
 aW 93-77 Mississippi State
 hW 81-75 Georgia
 hW 72-64 LSU

hL 60-81 Tennessee
 hW 83-76 Geo. Washington
 hW 62-60 Virginia
 aL 89-96 Geo. Washington
 hW 75-65 Furman
 hW 77-72 Wake Forest
 aW 73-66 Wm. & Mary
 aW 90-88 UNC (2OT)
 hW 72-68 East Carolina
 aW 78-62 Virginia
 aL 87-96 Georgia
 hL 73-81 West Virginia
 aW 103-85 Richmond
 hW 90-86 Wm. & Mary (OT)
 aL 82-85 Wake Forest
 hW 79-54 Navy
 aW 78-75 Furman
 aL 77-79 West Virginia
 nL 4 62-64 Geo. Washington
 1813-1708

1964-65 (13-10)

nL 42 63-98 Duke
 nL 42 69-74 Pittsburgh
 nL 42 84-99 Duquesne
 hW 69-64 Vanderbilt
 aL 74-75 Wake Forest
 hL 53-72 Alabama
 hW 104-75 Mississippi State
 hL 90-94 Citadel (OT)
 hW 73-56 Virginia
 hL 85-86 Wake Forest
 aW 89-75 Wm. & Mary
 hW 68-58 Richmond
 hW 89-63 East Carolina
 hW 104-81 Furman
 hW 82-74 West Virginia
 aW 94-74 Richmond
 aW 102-82 Furman
 hW 92-74 Geo. Washington
 aL 83-84 Geo. Washington
 hW 76-57 Wm. & Mary
 aL 72-127 West Virginia
 nW18 103-63 Richmond
 nL18 59-70 Wm. & Mary
 1878-1775

1965-66 (19-5)

nL17 79-112 Duke
 aW 94-88 Purdue (OT)
 hW 79-59 Mississippi State
 hW 95-63 Wm. & Mary
 hW 91-88 Massachusetts
 hW 72-62 Clemson
 nW25 101-74 Texas A&M
 nW25 91-90 Wichita
 nL25 90-99 Oklahoma City
 aW 76-69 Wm. & Mary
 hW 88-73 Richmond
 hW 100-74 Pittsburgh
 aW 82-75 Geo. Washington
 hL ex 68-74 Phillips 66ers
 hW 83-64 East Carolina
 aW 90-87 Clemson
 hW 91-77 Toledo
 aL 81-82 Richmond
 aL 65-79 Virginia
 hW 110-85 Wake Forest
 aW 81-75 UNC
 aW 67-61 Citadel
 hW 82-61 Geo. Washington
 aW 90-83 Wake Forest
 nL 24 73-88 Temple
 2051-1896

1966-67 (20-7)

nW 18 85-71 Duke
 hW 79-63 Purdue
 aL 75-78 Wake Forest (OT)
 hW 99-77 Eastern Kentucky
 hW 76-61 Richmond
 hW ex 85-80 Yugoslavia
 nW 22 67-65 Penn State
 nL 22 73-92 Florida
 aW 96-69 Wm. & Mary
 hW ex 67-60 Phillips 66ers
 hW 82-70 Wake Forest
 nW 18 74-68 Davidson
 hW 91-62 East Carolina
 hL 68-70 Clemson
 aW 77-60 Pittsburgh
 hW 100-65 Loyola (Md.)
 hW 84-79 Wm. & Mary (OT)
 hW 78-70 Geo. Washington
 aW 89-71 Richmond
 hW 87-47 Ohio University
 aW 78-66 Geo. Washington
 aL 33-43 East Carolina
 hW 87-80 Richmond
 aL 78-110 UNC
 hW 76-60 Virginia
 aL 71-90 Toledo
 nW 23 82-76 Toledo
 nW 23 79-70 Indiana
 nL 23 66-71 Dayton (OT)
 2130-1904

1967-68 (14-11)

nL 22 66-74 Duke
 aL 76-89 UNC
 aL 70-92 Alabama
 hW 71-67 Wake Forest
 nL 26 77-90 Yale
 hW 75-59 NYU
 nW 25 103-76 Idaho State
 nL 25 64-97 Brigham Young
 nL 25 61-76 Auburn
 aW 74-65 Ohio U.
 aW 84-82 Virginia
 hW 90-70 Wm. & Mary
 aW 80-71 Richmond
 hW 92-54 Loyola
 aL 61-78 Villanova
 aW 101-78 Clemson
 hW 84-74 Eastern Kentucky
 aL 76-81 Davidson
 hW 76-65 Toledo
 hL 70-80 UNC
 hW 91-71 Richmond
 aW 78-72 Wm. & Mary (OT)
 hL ex 63-73 Phillips 66ers
 hW 77-71 Bowling Green
 aL 79-120 Houston
 aL 78-88 Tulane
 1954-1940

1968-69 (14-12)

nL 17 76-87 Duke
 nL 28 70-81 West Virginia
 hW 77-74 Florida State
 nW 19 83-72 Wm. & Mary
 nW 19 85-74 Virginia
 nW 47 79-58 Delaware
 nL 47 63-66 Baylor
 aW 88-87 East Carolina (OT)
 aW 75-60 Wm. & Mary
 hW 77-67 Richmond
 aL 77-99 UNC
 hW 77-46 Wm. & Mary
 hL 57-70 Villanova
 hW 84-74 Appalachian State
 aL 65-73 Eastern Kentucky
 hW 86-75 Clemson
 aL 76-105 Toledo
 aL 77-83 Bowling Green
 hW 67-54 UT Arlington
 aL 71-79 Wake Forest
 hW 68-64 Virginia
 aL 77-78 Richmond


aL 71-79 Davidson
 hW 79-76 Tulane
 aL 77-82 West Virginia
 hW 74-68 Houston
 1956-1930

1969-70 (10-12)

nL 17 63-66 Duke (2OT)
 hW 76-65 Wm. & Mary
 hL 63-78 N.C. State
 nL 29 79-84 Wm. & Mary
 nL 22 45-48 Florida
 nL 22 55-57 Army
 hW 69-59 Richmond
 hW 57-53 Bucknell
 aL 71-81 Virginia
 aW 92-72 Wm. & Mary
 aW 66-59 Richmond
 hW 91-74 Eastern Kentucky
 aL 79-87 Clemson
 aL 54-86 South Carolina
 aL 73-83 Florida State
 nW 28 76-75 West Virginia
 hL 66-73 Davidson (OT)
 hW 102-69 Loyola (Baltimore)
 hW ex 80-71 Chargers
 hW 94-78 Wake Forest
 hL 79-83 Appalachian State
 aL 70-98 UNC
 hW 80-78 West Virginia
 1680-1678

1970-71 (14-11)

nW 29 88-78 Wm. & Mary
 nL 29 59-68 Virginia
 hW 89-66 Appalachian State
 aL 87-94 N.C. State (OT)
 aL 75-104 Duke
 hL 76-78 South Carolina
 nL 30 74-83 E. Tennessee St.



Ron "Spider" Perry (22) was a key member of Tech's first NIT and NCAA Tournament squads in the mid-1960s.

nW 30 77-57 Richmond
 aL 81-92 Wake Forest
 hW 93-74 Virginia
 hW 87-77 Geo. Washington
 aL 73-74 Richmond (2OT)
 aL 79-86 Eastern Kentucky
 hW 76-66 Clemson
 hW 89-58 Richmond
 aW 74-62 Wm. & Mary
 hW 91-63 Wm. & Mary
 aW 102-85 Tulane
 aW 82-75 Tampa
 nL 28 82-93 West Virginia
 aL 53-56 Clemson
 hW 86-80 Ohio University
 hW 73-52 Kent State
 hW 106-85 Georgia Southern
 aL 95-104 West Virginia
 2047-1910

1971-72 (16-10)

hW 83-58 Richmond
 aL 60-93 UNC
 hW 92-80 Appalachian State
 aL 76-77 South Carolina
 nW 1 82-54 Richmond
 nL 1 56-57 VMI
 nW 18 77-73 Rutgers
 aL 73-83 Davidson
 nL 73-83 Duke
 aW 67-66 American U.
 nL 30 62-66 Texas A&M (OT)
 hW 70-60 Wake Forest
 hW 81-79 Georgia Southern
 aL 79-88 Ohio U.
 aL 73-85 Clemson
 aW 105-101 West Va. (3OT)
 hW 87-65 Wm. & Mary
 hW 48-44 Clemson
 aW 82-65 Richmond
 aL 85-107 Virginia
 aW 90-69 Wm. & Mary
 hW 76-55 Tulane
 hW 72-70 Loyola (Md.)
 aW 70-63 Kent State
 hL 82-83 West Virginia
 hW 103-75 Eastern Kentucky
 2004-1899

1972-73 (22-5)

hW 99-58 Appalachian State
 nL 82-96 UNC
 aW 98-77 Wm. & Mary
 hW 78-67 E. Tennessee St.
 aW 67-62 Ohio State
 hW 71-61 Richmond
 aW 3 81-80 Old Dominion
 nW 3 77-71 Stanford
 aW 96-93 St. Bonaventure
 hW 81-68 South Carolina
 hW 100-90 Ga. Southern
 aL 75-92 Florida
 hW 127-92 Wm. & Mary
 hW 91-82 Florida State
 aW 71-67 Wake Forest
 aL 72-81 Eastern Kentucky
 hW 102-89 Northern Illinois
 aW 86-88 West Virginia
 aL 93-94 Richmond (2OT)
 hW 117-89 Geo. Washington
 aL 74-89 Toledo
 hW 87-83 Virginia
 hW 76-53 West Virginia
 nW 24 65-63 New Mexico
 nW 24 77-76 Fairfield
 nW 24 74-73 Alabama
 nW 24 92-91 Notre Dame (OT)
 2309-2195

1973-74 (13-13)

hW 62-51 VMI
 aL 74-76 Auburn
 aL 64-75 Alabama
 hW 68-67 Ohio State

nL 18 78-83 UNC
 hW 85-74 Florida
 nL25 66-85 Houston
 nL25 74-79 Weber State
 nW25 102-66 Southwestern
 hW 92-65 Eastern Kentucky
 hW 77-75 St. Bonaventure
 aL 80-85 Florida State
 hW ex 89-81 Athletes in Action
 hW 82-80 West Virginia
 hL 68-70 Oral Roberts
 hW 72-68 Richmond
 aW 75-74 Northern Illinois
 hW 80-61 Wm. & Mary
 hL 58-64 Wake Forest
 hW 80-69 Toledo
 aW 72-54 Wm. & Mary
 aL 86-90 Richmond
 aL 83-94 West Virginia
 aL 71-82 South Carolina
 hW 75-65 Mercer
 aL 70-84 Virginia
 aL 81-88 Geo. Wash. (2OT)
 2064-2005

1974-75 (16-10)

aW 96-64 VMI
 aW 86-85 Florida
 aL 72-75 Vanderbilt
 nW 32 73-66 Austin Peay
 hW 83-82 Auburn
 aW 72-71 Ohio State
 aL 63-84 Michigan
 nW 33 88-77 Washington
 hL 73-77 Alabama
 hW 107-87 Vermont
 aL 69-88 St. Bonaventure
 hL 77-81 South Carolina
 hW 74-73 Virginia
 aW 87-86 West Virginia (OT)
 hW 60-48 Fairleigh Dickinson
 aW 83-69 Richmond
 aL 69-76 Wm. & Mary
 aL 72-90 Wake Forest
 aW 90-81 Eastern Kentucky
 hW 87-74 DePaul
 hW 106-79 Richmond
 hW 101-75 Wm. & Mary
 hL 75-87 UNC
 aL 81-85 Oklahoma City
 aL 68-93 Oral Roberts
 hW 78-68 West Virginia
 2090-2021

1975-76 (21-7)

hW 94-67 Sewanee
 hW 89-44 Akron
 aL 75-88 UNC
 hW 90-60 Florida
 hW 112-71 Morehead State
 nW 34 87-60 Oregon
 aL 74-101 Indiana
 hW 99-85 Vanderbilt
 nW 1 115-74 St. Bonaventure
 hW 112-67 Birmingham So.
 aW 72-71 Memphis State
 hW 114-80 West Virginia
 nW 4 91-69 Virginia
 hW 86-58 Jacksonville
 nL 17 72-79 Duke
 hW 108-82 Marshall
 aW 81-78 West Virginia
 hW 105-79 Wm. & Mary
 hW 87-66 Oklahoma City
 hW 86-66 Ohio University
 hW 80-73 Geo. Washington
 aW 50-48 Wm. & Mary
 aL 61-68 Marquette
 aL 65-73 DePaul
 hW 102-95 Wake Forest
 aL 75-79 Virginia (2OT)
 aW 92-81 Syracuse
 nL 23 67-77 Western Mich. (OT)
 2441-2039



Year-by-Year Records



Guard Al Young's last-second tip gave Tech a victory over South Alabama in the 1984 NIT.

1976-77 (19-10)

hW	92-62	Marietta
hW	98-70	Charleston Baptist
aL	73-74	West Virginia
hW	84-77	Ohio State
nL 1	77-81	UNC
aW	76-75	Dayton
nL 35	78-108	Alabama
hW	92-55	Northern Illinois
nW 4	59-58	Richmond
nW 4	65-60	Virginia
hW	96-71	Texas Wesleyan
aL	82-94	St. Bonaventure
nL 36	50-55	Virginia
aW	74-68	Jacksonville
hL	70-77	Oral Roberts
hW	88-56	Fairleigh Dickinson
aW	84-81	Marshall
hW	99-79	Wisconsin-Mil.
hL	78-86	West Virginia
aW	75-73	Geo. Wash. (OT)
hW	70-69	Memphis State
hW	89-74	Army
hW	122-70	Birmingham So.
aL	77-83	Ohio U.
aW	98-97	Wake Forest (OT)
nW 1	71-62	Virginia
hL	70-75	Marquette
nW 24	83-79	Georgetown
nL 24	72-79	Alabama
	2342-2146	

1977-78 (19-8)

hW	104-73	Ohio Northern
hW	111-71	Ohio Wesleyan
nW 4	86-76	Richmond

aW	84-75	Penn State
hW	88-66	New Hampshire
aW	76-75	Vanderbilt
hW	95-52	Brown
hW	81-79	Geo. Washington
nL 1	79-86	Duke
hW	94-89	St. Bonaventure
hW	99-88	West Virginia
hW	85-70	Canisius
nL 1	62-66	Virginia
aW	70-68	Oral Roberts
aW	100-80	Samford
hW	77-69	Upsala
aL	70-71	South Carolina
hW	87-71	Syracuse
hW	109-75	Ark.-Little Rock
nL 18	68-83	N.C. State
nL 18	88-101	UNC
nW 4	71-63	VCU
nL 4	68-76	Virginia
hW	105-83	Ohio University
hL	74-88	Wake Forest
aL	88-89	West Virginia
hW	95-77	East Carolina
	2314-2060	

1978-79 (22-9)

hW	119-66	Buffalo St.
hW	101-68	Samford
nW 1	79-66	VMI
hW	84-59	William & Mary
aW	91-88	Old Dominion
nW 1	90-71	St. Louis
nW 1	81-69	Delaware
hW	77-60	James Madison
aW	62-60	New Orleans
hL	68-72	Cincinnati
aL	76-95	St. Bonaventure
aL	82-83	West Virginia
hW	83-68	Penn State
nL 4	78-93	Virginia
hW	100-80	Richmond
aL	72-82	Louisville
hW	113-51	CCNY
nL 18	88-97	N.C. State
nL 18	80-92	UNC (OT)
hW	91-85	Old Dominion
nL 1	72-78	Virginia
aW	55-49	William & Mary
hW	104-84	Ga. Southern
aW	76-75	Cincinnati
hW	73-61	West Virginia
aW	93-91	Richmond
nW 37	80-74	Cincinnati
nW 37	72-68	Louisville
nW 37	68-60	Florida State
nW 23	70-53	Jacksonville
nL 23	69-86	Indiana State
	2547-2284	

1979-80 (21-8)

hW	87-62	Campbell Univ.
hW	101-88	Liberty Baptist
hW	82-72	E. Tennessee St.
nW 1	93-84	Miami (Ohio)
nW 1	67-62	Georgia Tech
nW 21	71-58	Tulane
nL 21	66-70	Mississippi
aW	66-61	St. Louis
hL	69-70	Memphis St. (OT)
hW	73-71	West Virginia (OT)
hW	89-61	New Orleans
nL 4	58-65	Virginia
aW	61-59	Cincinnati
aW	79-77	Florida State

hW	97-57	Cincinnati
aW	78-62	Ohio University
aW	68-64	West Virginia
nW 1	69-68	Tulane
hW	82-70	St. Bonaventure
aW	88-81	Geo. Washington
hL	54-56	Louisville (OT)
hW	66-40	James Madison
aL	63-65	Memphis State (OT)
aL	72-77	Louisville
hW	78-76	Florida State
hW	99-73	St. Louis
nL 38	51-65	Cincinnati
aW 23	89-85	W. Kentucky (OT)
nL 23	59-68	Indiana
	2175-1967	

1980-81 (15-13)

hW	85-57	Johns Hopkins
hW	81-78	Richmond
aL	61-68	Mississippi St.
aW	72-68	E. Tennessee St.
nW 28	70-64	West Virginia
hW	72-70	Pittsburgh
hL	52-55	Texas A&M
aL	51-57	VCU
nW 4	83-79	Richmond
nL 1	51-64	Virginia
hL	43-51	William & Mary
hW	80-70	Florida State (OT)
aL	77-82	Cincinnati
aL	46-48	Wm. & Mary (3OT)
aL	60-70	Memphis State
aW	75-69	St. Louis
hW	91-67	Liberty Baptist
aL	70-92	Louisville
hW	92-67	Geo. Washington
hL	66-71	Louisville
hW	84-69	St. Louis
aL	76-80	Florida State
aL	74-76	Tulane
hW	71-70	Memphis State
hW	96-75	Tulane
hW	115-92	Cincinnati
nW 38	72-66	Memphis State
aL	68-81	Louisville
	2034-1956	

1981-82 (20-11)

hW	116-64	Johns Hopkins
aW	93-72	Geo. Washington
hW	76-60	William & Mary
aW	70-68	Richmond
hW	100-72	Old Dominion
hW	94-79	East Tennessee St.
hW	75-53	Mississippi St.
nW 22	75-70	Boston College
aW	102-83	Jacksonville
nL 1	67-75	West Virginia
hW	75-74	Louisville (OT)
hW	65-64	Tulane
hL	65-69	Florida State
hL	73-78	Memphis State
aW	78-76	Louisville
aW	83-75	St. Louis
aL	78-83	Memphis State
hW	76-64	Cincinnati
hW	101-76	VMI
nL 1	66-80	Virginia
aL	51-66	William & Mary
aL	51-52	Marquette
aL	81-87	Cincinnati
hW	112-76	St. Louis
aW	77-76	Florida State
aL	58-63	Tulane

nW37	106-92	Cincinnati
aL	70-71	Memphis State
hW	69-58	Fordham
aW	61-59	Mississippi
aL	73-90	Georgia
	2437-2225	

1982-83 (23-11)

hW	85-60	Augusta
hW	105-50	Univ. of Charleston
hW	88-62	Md. Eastern Shore
aW	71-53	Liberty Baptist
hW	86-66	Richmond
hW	122-73	South Carolina St.
hW	92-56	Appalachian St.
nL 39	86-88	Oklahoma (OT)
nW 39	53-49	Texas Tech
nW 39	70-57	Providence
hW	84-72	East Carolina
hW	79-45	Fredonia State
hW	74-69	Southern Miss.
hW	69-56	Memphis State
hW	70-69	Florida State
nL 4	64-74	Virginia
aL	45-64	Tulane
aW	77-64	Southern Miss.
hW	72-68	Marquette
aL	64-73	Memphis State
aL	86-90	West Va. (3OT)
aL	62-65	Western Kentucky
hW	88-76	No. Carolina A&T
hW	84-81	Cincinnati
aL	73-76	Old Dominion
aL	78-82	Florida State
aW	72-54	VMI
hW	62-59	Tulane
hL	64-73	Louisville
aW	73-72	Cincinnati
nW 40	79-68	Southern Miss.
nL 40	73-79	Tulane
hW	85-79	William & Mary
aL	68-75	South Carolina
	2603-2297	

1983-84 (22-13)

hW	99-71	Md. Eastern Shore
hW	93-53	Towson State
nL 17	80-88	Wake Forest (OT)
nW 17	89-65	N.C. State
hW	77-60	Geo. Washington
hW	122-61	VMI
hW	104-76	South Carolina
aL	56-61	Richmond
nW 4	86-62	Old Dominion
nL 1	64-74	Virginia
hW	83-63	Richmond
aW	70-53	Cincinnati
aL	79-83	Louisville (OT)
aW	56-52	Tulane
hW	89-55	Southern Miss.
hW	69-51	Cincinnati
aL	62-63	Memphis State
hL	61-63	Tulane
aW	65-56	Southern Miss.
hW	76-74	Louisville
nW 4	56-54	Virginia
aL	67-69	South Carolina
hL	67-68	West Virginia
hW	89-69	Memphis State
aL	57-58	Florida State
aL	53-55	Richmond
hL	79-93	Florida State
nW 37	49-47	Tulane
nW 37	69-61	Louisville
aL	65-78	Memphis State

hW 77-74 Georgia Tech
 nW 17 68-66 South Alabama
 hW 72-68 Tennessee
 nL 24 75-78 Michigan
 nW 24 71-70 SW Louisiana
 2594-2292

1984-85 (20-9)

hW 102-76 Old Dominion
 hW 98-87 Univ. of Charleston
 hW 91-46 Md. Eastern Shore
 hW 108-65 South Carolina St.
 nW 41 80-53 Iowa State
 aL 41 75-86 Tennessee
 hW 107-74 Rider
 aW 65-63 West Virginia
 nW 4 47-37 James Madison
 aL 65-69 VCU
 nL 9 59-67 Virginia
 hW 92-67 No. Carolina A&T
 hW 109-68 South Carolina
 hW 85-71 Florida State
 aW 72-68 Southern Miss.
 aW 66-58 Tulane (OT)
 hL 79-89 Memphis State
 aW 81-61 Louisville
 aL 82-91 Memphis State
 hW 96-80 Southern Mississippi
 hW 82-69 Cincinnati
 hL 65-70 Louisville
 hW 66-65 Tulane
 hW 98-66 Morgan State
 aW 87-75 Florida State
 aW 78-67 South Carolina
 aL 61-70 Cincinnati
 nL 38 93-97 Florida State
 nL 23 57-60 Temple
 2346-2015

1985-86 (22-9)

nL 43 66-67 Michigan
 nW 43 70-66 Chaminade
 aW 90-81 Southern Cal.
 aW 90-76 Old Dominion
 hW 72-45 Coppin State
 hW 78-52 VCU
 nW 1 84-66 Virginia
 aW 59-57 VCU
 hW 76-69 West Virginia
 nL 44 82-83 Miami Univ. (OT)
 nW 44 95-67 American Univ.
 hW 74-65 James Madison
 hW 85-71 Western Kentucky
 hW 88-72 Southern Miss.
 aW 71-69 South Carolina
 aW 73-65 James Madison
 aL 104-107 Cincinnati (2OT)
 hW 79-75 No. Carolina A&T
 hW 86-73 Florida State
 aL 61-83 Memphis State
 hW 71-67 Richmond
 hW 76-72 Memphis State
 aL 68-103 Louisville
 hL 83-93 Louisville
 hW 92-78 South Carolina
 aW 88-73 VMI
 aL 66-69 Southern Miss.
 aW 92-84 Florida State
 hW 83-71 Cincinnati
 nL 38 76-77 Florida State
 nL 23 62-71 Villanova
 2440-2267


1986-87 (10-18)

aL 66-86 Old Dominion
 hL 67-70 James Madison
 aL 48-65 West Virginia
 hW 67-65 Tennessee State
 nL 22 60-82 Florida
 aF 79-77 Jacksonville
 nF 1 76-68 Wake Forest
 nW 4 79-69 Richmond (OT)
 nL 4 70-84 James Madison

hW 98-61 San Francisco St.
 hW 99-68 VMI
 hW 61-57 South Carolina
 aL 72-78 Cincinnati
 aL 62-77 Richmond
 hW 85-72 Southern Miss.
 aL 62-84 Louisville
 aL 66-83 Memphis State
 hL 65-70 VCU
 hW 90-60 E. Tenn. State
 hW 82-79 Florida State (OT)
 hL 71-90 Louisville
 hW 79-73 Cincinnati
 nL 4 73-91 Virginia
 aW 71-69 South Carolina
 aL 77-89 Southern Miss.
 aL 78-107 Florida State
 hL 65-74 Memphis State
 nL 38 66-83 Southern Miss.
 2034-2131

1987-88 (19-10)

aL 45 85-88 Middle Tenn. St.
 hW 101-73 Southern California
 aW 85-73 E. Tennessee St.
 aW 91-74 James Madison
 nW 29 87-82 Georgetown
 hW 110-65 Baptist College
 aL 96-105 Missouri
 hW 92-79 West Virginia
 hW 97-71 Old Dominion
 aL 77-80 South Carolina
 hW 82-80 Memphis St. (OT)
 hW 90-74 Marshall
 aW 102-97 Cincinnati
 aL 102-127 Southern Miss.
 aL 84-97 VCU
 hW 81-60 UNC Charlotte
 hW 70-56 Radford
 nW 1 66-64 Virginia
 hW 88-87 Florida State
 aL 99-107 Louisville
 hW 141-133 So. Miss. (2OT)
 hW 79-62 South Carolina



Wally Lancaster scored 30 points in Tech's upset of Georgetown during the 1987-88 season.

hW 115-111 Cincinnati
 hW 87-74 Richmond
 aW 93-75 Marquette
 hL 82-87 Louisville
 aL 79-92 Florida State
 aL 104-112 Memphis State
 nL 37 81-92 South Carolina
 2646-2478

1988-89 (11-17)

hW 101-65 Wofford
 hW 96-75 William & Mary
 hW 103-84 James Madison
 aL 76-79 Alabama
 aW 105-92 Old Dominion
 aL 52-101 West Virginia
 aL 57-87 Georgetown
 nW 4 79-68 Richmond
 aW 97-91 VCU
 aL 104-108 Marshall
 hL 90-93 Marquette
 hL 73-82 Louisville
 aL 83-91 Memphis State
 hL 99-104 Missouri
 nW 1 90-83 VMI (OT)
 hL 78-91 Southern Miss.
 nL 4 106-113 Virginia (OT)
 hL 97-100 Florida State
 aL 95-108 Louisville
 hW 107-92 Southern Miss.
 aW 84-76 UNC Charlotte
 aL 70-81 South Carolina
 hL 79-90 Cincinnati
 hW 82-79 E. Tenn. State
 aL 84-98 Cincinnati
 hL 79-86 South Carolina
 aL 97-117 Florida State
 hW 78-73 Memphis State
 2441-2507

1989-90 (13-18)

hL 73-77 Marshall
 hW 83-62 UNC Asheville
 hW 76-75 Alabama
 aL 88-102 James Madison
 aW 76-53 William & Mary
 hW 75-68 West Virginia (OT)
 aL 64-97 Georgetown
 nL 39 89-100 Rutgers
 nW 39 78-77 San Francisco
 nL 39 84-89 Creighton
 aL 77-97 Memphis State
 hW 71-68 VCU (OT)
 aL 85-87 Southern Miss.
 aW 72-68 Tulane
 hW 74-61 Liberty
 hW 91-83 Old Dominion
 hL 59-62 Cincinnati
 nL 1 59-77 Virginia
 hL 63-67 Florida State
 aL 80-89 Maryland
 aL 69-96 Louisville
 hL 76-93 Southern Miss.
 hW 95-77 Tulane
 aL 82-86 Richmond (OT)
 hL 78-97 Louisville
 aL 80-94 Cincinnati
 aL 80-93 South Carolina
 aW 84-74 Florida State
 hW 69-64 South Carolina
 hW 87-74 Memphis State
 nL 46 67-81 Southern Miss.
 2384-2488

1990-91 (13-16)

hW 79-77 VMI
 hW 91-89 James Madison
 hW 66-64 Wm. & Mary
 aL 76-84 Old Dominion
 aW 77-75 VCU (OT)
 aL 70-88 Geo. Washington
 nW 4 82-79 Richmond
 nL 4 58-73 James Madison

aW 92-89 Marshall
 hW 81-66 Memphis State
 hL 77-83 Tulane
 hL 99-101 Southern Miss. (OT)
 aL 67-83 South Carolina
 aL 61-77 Cincinnati
 nL 4 61-86 Virginia
 hL 60-71 Florida State
 aW 86-79 Louisville
 aL 68-94 West Virginia
 hL 56-61 Richmond
 aL 79-91 Southern Miss.
 aL 66-99 Tulane
 hW 72-56 Louisville
 hW 85-81 Cincinnati (OT)
 hL 67-82 Maryland
 aL 79-91 Florida State
 hW 50-41 South Carolina
 aW 82-79 Memphis State
 nW 1 75-69 Cincinnati
 nL 1 71-91 Florida State
 2133-2299

1991-92 (10-18)

aL 51-84 Richmond
 nL 4 59-68 California
 hW 76-64 George Mason
 aL 60-66 William & Mary
 hW 73-71 Geo. Washington (OT)
 hW 93-64 Liberty
 hL 65-66 West Virginia
 nW 48 79-57 Florida
 nL 48 51-63 Michigan
 hW 78-62 Old Dominion
 aL 53-62 UNC Charlotte
 hW 73-72 VCU (OT)
 aL 60-80 Tulane
 aL 60-72 Southern Miss.
 hW 57-44 East Carolina
 hL 68-78 Louisville
 aL 52-64 South Florida
 nL 1 57-61 Virginia (OT)
 aL 53-54 George Mason
 hL 60-73 Southern Miss.
 hW 89-73 Tulane
 aL 60-63 VCU
 hL 62-75 South Florida
 aW 73-70 Liberty
 hW 73-65 UNC Charlotte
 aL 76-78 East Carolina (OT)
 aL 59-79 Louisville
 nL 38 52-70 UNC Charlotte
 1822-1898

1992-93 (10-18)

hW 55-47 Western Carolina
 nL 1 62-78 North Carolina
 hW 91-71 UNC Asheville
 hW 87-76 Morgan State
 hW 76-67 East Carolina (OT)
 aL 82-84 Southern Miss. (2OT)
 aL 72-84 Tulane
 hL 56-65 UNC Charlotte
 hW 74-62 South Florida
 hW 80-55 Florida Atlantic
 aL 61-71 Old Dominion
 hL 65-71 Liberty
 hL 65-76 Louisville
 nW 4 59-53 Virginia
 hW 70-66 William & Mary
 hL 59-72 Tulane
 hL 54-73 VCU
 hL 44-57 Fla. International
 hW 75-44 VMI
 aL 50-77 South Florida
 aL 49-66 East Carolina
 aL 69-86 VCU
 aL 70-74 West Virginia
 hL 79-83 Southern Miss.
 aL 61-82 Louisville
 nL 49 80-89 UNC Charlotte
 nW 38 64-55 Tulane
 nL 38 71-85 VCU
 1880-1969



Year-by-Year Records

1993-94 (18-10)

nW 50 63-58 West Virginia
 hW 88-54 Coastal Carolina
 hW 82-59 VMI
 hW 86-59 UNC Greensboro
 aL 52-85 Xavier
 aW 80-61 E. Tenn. St.
 aW 115-87 Florida Atlantic
 aW 87-65 Fla. International
 hW 86-63 Tennessee
 hW 68-58 Tulane
 aW 69-65 Texas Christian
 aL 76-95 Louisville
 hW 81-65 Liberty
 hW 67-55 South Florida
 aW 95-79 Wm. & Mary
 hL 63-74 Louisville
 hL 74-83 Southern Miss
 aL 61-69 Tulane
 aL 55-59 Southern Miss.
 aL 75-81 VCU
 hL 48-55 Marquette
 hW 75-59 VCU
 aW 65-40 South Florida
 hW 63-55 UNC Charlotte
 nL 1 61-70 Virginia
 aW 61-57 UNC Charlotte
 nW 46 65-64 VCU
 nL 46 67-76 Louisville
 2028-1850

1994-95 (25-10)

nW 51 69-62 Montana State
 nW 51 87-81 Nebraska
 nL 51 75-85 Illinois
 hW 77-53 Wm. & Mary
 hW 82-55 Xavier
 hW 110-75 VMI
 hW 98-84 Texas Christian
 aW 83-73 West Virginia
 hW 86-64 E. Tenn. St.
 aW 73-64 Tennessee
 hW 68-53 Delaware St.
 aL 72-78 Tulane
 aW 87-72 Southern Miss
 hL 61-62 Louisville
 hW 78-69 VCU
 aW 57-54 Marquette
 nL 17 76-87 North Carolina
 aL 74-78 Louisville
 aW 101-70 Liberty
 hW 76-61 Southern Miss
 hW 79-35 Florida Atlantic
 aW 77-74 Wright St.
 aL 66-68 South Florida
 aL 60-71 UNC Charlotte
 hW 70-66 Tulane (OT)
 aL 57-62 VCU
 hW 74-64 South Florida
 nL 4 62-63 Virginia
 hW 86-72 UNC Charlotte
 nL 38 66-82 Southern Miss
 hW 62-54 Clemson
 aW 91-78 Providence
 hW 64-61 New Mexico St.
 nW 24 71-59 Canisius
 nW 24 65-64 Marquette (OT)
 2640-2353

1995-96 (23-6; 13-3 in A-10)

hW 93-49 Coastal Carolina
 aW 71-66 William & Mary
 hW 99-67 VMI
 nL 52 72-85 Georgia
 hW 68-62 West Virginia

nW 1 72-64 Virginia
 nW 53 62-46 Wright St.
 nW 54 76-60 UNC Charlotte
 aW 88-69 Duquesne
 nW 55 71-55 La Salle
 nW 1 79-71 George Washington
 hW 63-62 Dayton
 aW 65-58 St. Bonaventure
 aL 47-64 George Washington
 hW 81-57 Fordham
 hW 85-76 St. Joseph's
 hW 74-48 UNC Greensboro
 aW 72-66 Rhode Island (OT)
 hW 69-63 Duquesne
 aW 78-73 Xavier
 hW 56-53 Liberty
 hL 58-74 Massachusetts
 aW 61-56 La Salle
 aL 41-57 Temple
 hW 70-61 Xavier
 aW 73-54 Dayton
 nL 56 71-77 Rhode Island
 nW 23 61-48 Wisconsin-Green Bay
 nL 23 60-84 Kentucky
 2036-1825

1996-97 (15-16; 7-9 in A-10)

aW 57 101-73 Hawaii-Hilo
 nL 57 56-63 Colorado
 nL 57 68-92 Illinois
 hW 83-41 East Tennessee State
 hW 63-45 Coastal Carolina
 hW 66-50 UNC Greensboro
 hL 57-60 Georgia
 aL 65-76 West Virginia
 hW 92-80 St. Bonaventure
 aL 67-102 Xavier
 aL 63-76 Duquesne
 hW 71-46 William & Mary
 aW 63-47 Massachusetts
 hW 76-41 Georgia Southern
 hL 52-73 Rhode Island
 hW 57-46 La Salle
 aW 59-47 Liberty
 aL 50-68 St. Joseph's
 aL 44-61 Wake Forest
 hW 59-52 Dayton
 hW 45-43 George Washington
 aW 50-32 Fordham
 aL 56-59 La Salle
 aL 54-59 Dayton
 hL 41-45 Temple
 aL 52-69 George Washington
 hW 76-62 Duquesne
 nL 4 57-58 Virginia
 hL 72-81 Xavier
 nW 56 56-53 Fordham
 nL 56 63-67 Rhode Island
 1934-1867

1997-98 (10-17; 5-11 in A-10)

hW 71-55 Tennessee-Martin
 aW 66-64 William & Mary
 hW 80-47 Liberty
 nL 18 73-74 South Carolina
 nL 18 57-78 North Carolina
 hW 79-72 Radford
 hW 79-50 East Tennessee State
 hL 52-55 West Virginia
 hL 65-73 VMI
 aL 65-72 Duquesne
 hW 72-61 St. Joseph's
 nL 1 55-69 Virginia
 aL 60-85 Dayton
 aL 66-77 Xavier

aL 66-73 Rhode Island
 hL 59-68 Massachusetts
 hL 68-72 La Salle
 aL 61-75 George Washington
 hW 89-70 Fordham
 aL 53-60 Temple
 aW 69-68 St. Bonaventure (OT)
 hL 63-74 Xavier
 hW 54-53 Dayton
 aL 64-74 La Salle
 hL 50-64 George Washington
 hW 93-79 Duquesne
 nL 56 58-64 Massachusetts
 1787-1826

1998-99 (13-15; 7-9 in A-10)

hW 59-50 William & Mary
 hL 48-57 East Tennessee State
 aW 85-51 Liberty
 hW 83-76 UNC Asheville (OT)
 aL 57-62 UNC Charlotte
 hL 47-52 Wake Forest
 aL 68-69 West Virginia
 hW 85-65 Coastal Carolina
 hW 62-55 Winthrop
 aL 40-55 Massachusetts
 hL 67-80 Xavier
 aL 66-78 St. Joseph's
 aL 67-75 La Salle
 hL 50-54 St. Bonaventure
 aW 73-64 Dayton (OT)
 aL 69-93 Xavier
 nL 4 55-64 Virginia
 hW 87-69 La Salle
 aW 59-58 Duquesne
 hW 77-75 George Washington
 hL 67-76 Rhode Island
 aW 79-75 Fordham (OT)
 hL 48-78 Temple

hW 58-55 Dayton
 aL 67-77 George Washington
 hW 81-60 Duquesne
 nW 56 74-63 Fordham
 nL 56 51-64 Temple
 1829-1850


1999-00 (16-15; 8-8 in A-10)

aW 59-57 William & Mary
 aW 83-61 UNC Asheville
 aL 53-68 East Tennessee State
 hW 60-52 UNC Charlotte
 aW 65-46 VMI
 hL 60-62 Radford
 hL 61-62 Liberty
 nW 51 79-71 Illinois State
 nL 51 63-73 Auburn
 nW 51 59-56 Louisiana-Lafayette
 hL 58-61 West Virginia
 aL 67-86 Xavier
 aL 50-62 Dayton
 hW 80-59 Duquesne
 hW 82-72 George Washington
 hW 82-61 Fordham
 aL 46-66 Temple
 nL 66-71 Virginia (OT)
 hL 41-49 Massachusetts
 hW 68-62 St. Joseph's
 aL 64-71 La Salle
 hW 78-67 Old Dominion (OT)
 aL 54-61 St. Bonaventure
 aW 65-61 Rhode Island
 aL 68-71 George Washington
 hW 73-65 Xavier
 aL 50-70 Duquesne
 hW 96-86 La Salle (OT)
 hW 64-52 Dayton
 nW 56 51-48 Fordham
 nL 56 52-71 Temple
 1997-1980

Neutral Sites

1. Roanoke, Va.
2. Raleigh, N.C.
3. Lynchburg, Va.
4. Richmond, Va.
5. Staunton, Va.
6. Bluefield, Va.
7. Columbia, S.C.
8. Winston-Salem, N.C.
9. Norfolk, Va.
10. Durham, N.C.
11. Bristol, Va.
12. Wytheville, Va.
13. Fayetteville, N.C.
14. Birmingham, Ala.
15. Watauga Tourney, Johnson City, Tenn.
16. Gulf South Classic, Shreveport, La.
17. Greensboro, N.C.
18. Charlotte, N.C.
19. Big Five (Salem, Va.)
20. Southern Conference Tournament
21. Sugar Bowl
22. Gator Bowl
23. NCAA
24. NIT (Madison Sq. Garden)
25. All-College Tourney
26. Charlottesville, Va.
27. Statesville, N.C.
28. Charleston, W. Va.
29. Hampton, Va.
30. Fort Myer, Va.
31. Old Dominion Classic
32. Vanderbilt Tourney
33. Michigan Tourney
34. Indiana Tourney
35. Dayton Tourney
36. Hampton, Va.
37. Memphis, Tenn. (Metro)
38. Louisville, Ky. (Metro)
39. Rainbow Classic (Hawaii)
40. Cincinnati (Metro)
41. Volunteer Classic
42. Steel Bowl (Pittsburgh, Pa.)
43. Hawaiian Airlines Classic
44. Miller Classic (Tampa, Fla.)
45. Big Apple NIT
46. Biloxi, Miss. (Metro)
47. Greenville, N.C.
48. Red Lobster Tournament (Orlando, Fla.)
49. Davidson, N.C.
50. USAir Arena (Landover, Md.)
51. San Juan, Puerto Rico
52. Jeep Eagle Classic (Atlanta, Ga.)
53. New Orleans, La.
54. Worcester, Mass.
55. Radford, Va.
56. Philadelphia, Pa.
57. Big Island Invitational (Hilo, Hawaii)

This Is Tech





VIRGINIA TECH

Putting Knowledge To Work

Since its founding in 1872, Virginia Polytechnic Institute and State University, commonly known as Virginia Tech, has grown to become the state's largest university and its top research institution.

Located in Blacksburg on a plateau 2,100 feet above sea level near the Blue Ridge Mountains, Virginia Tech has evolved into a comprehensive university of national and



international prominence.

Virginia Tech was established as an all-male military school dedicated to the original land-grant mission of teaching agriculture and engineering. Today it is a coeducational, top-50 research institution with accomplished programs in music, business, architecture, and the humanities, as well as its traditional strengths in the sciences and technology. It is a world-recognized leader in the field of information/communications technology and biotechnology.

The university is

organized into eight colleges: College of Agriculture and Life Sciences, College of Architecture and Urban Studies, College of Arts and Sciences, Pamplin College of Business, College of Engineering, College of Human Resources and Education, College of Natural Resources, and Virginia-Maryland Regional College of Veterinary Medicine. Together, these eight colleges offer about 220 bachelor's, master's, and doctoral degree programs.

The university's 2,600-acre main campus has more than 100 campus buildings,



traditions and strengths are rooted in the university's motto, *Ut Prosim*: "That I May Serve," and its land-grant missions of instruction, research, and solving the problems of society through public service and outreach activities. Virginia Tech is a creator of new information and has a mandate of disseminating that practical knowledge through the classroom and to society as a whole. It is a university that puts knowledge to work.

Tech Tidbits

- Eight colleges and graduate school
- 70+ bachelor's degree programs
- Nearly 150 master's and doctoral degree programs
- 25,000+ students, making it the largest in the commonwealth
- 16:1 student-faculty ratio
- Main campus includes 100 buildings, 2,600 acres and airport
- Computing and communications complex for worldwide information access
- Among the Top 50 research institutions in United States
- Has adjacent corporate research center

hundreds of research laboratories, the Donaldson Brown Hotel and Conference Center and an airport. Next to campus is the 120-acre Corporate Research Center. Within five miles of campus is a 1,700-acre research farm.

While participation in the Virginia Tech Corps of Cadets is no longer mandatory, the corps remains a proud tradition of the university with some 650 cadets. Virginia Tech and Texas A&M are the only two schools in the nation with a military component inside a larger civilian population.

Many of Virginia Tech's

Instruction

Eight colleges offer more degree programs than any other university in the state, with 71 undergraduate and 147 graduate programs. In addition, Virginia Tech is one of the nation's leaders in integrating instructional technology into the curriculum through its nationally recognized Faculty Development Institute. The university's effort to restructure the teaching of core mathematics courses has been hailed as an innovative way to break the credit-for-contact model of classroom instruction.

Research

With annual research expenditures of about \$170 million, Virginia Tech consistently ranks among the top 50 research universities in the United States. With more than 100 research centers, the university also



Virginia Tech provides an excellent college atmosphere.

consistently ranks among the top institutions in industry-supported research and in the top 10 in the number of patents issued each year.

The university's faculty and students are involved in more than 3,500 research projects in fields ranging from biotechnology to materials, from the environment and energy to food and health, and from transportation to computing information.

Public Service

As part of its public service mission, Virginia Tech is involved in a multitude of outreach projects. For example, it spawns economic development, helps global marketing efforts, investigates better uses for strip-mined land, helps clean

the Chesapeake Bay and other state waterways, directs reforestation in Senegal — and the list goes on.

Outreach efforts also focus on education and the distance learning techniques — satellite videoconferencing, multimedia, interactive video, interactive computer conferencing, web-based courses, etc. — to meet the various needs of working adults and other nontraditional students. Professionals, organizations and communities also tap Virginia Tech's vast resources, expertise and research results through the Division of Continuing Education, which offers hundreds of programs annually.

The Cooperative Extension Service, operated jointly in the Commonwealth by Virginia Tech and Virginia State University, has been helping people improve their economic, cultural and social

well-being for more than 80 years now. With 107 city/county offices and more than 61,000 volunteers and 160 programs, Extension reaches and teaches one million Virginians annually.



Rooflines show the unique Hokie Stone architecture found throughout the Tech campus.

Virginia Tech on the Leading Edge

Virginia Tech is the state's largest university and consistently ranks as one of the top 50 research institutions in the country. It is a university that puts knowledge to work in a variety of ways by:

- attracting talented faculty members and students who follow a focused, practical agenda in their pursuit of knowledge;
- producing ideas and innovations through an aggressive interdisciplinary approach;
- creating partnerships and alliances with public agencies, the private sector, and other educational institutions to meet the challenges of the 21st century;
- leading the world in communications, information and instructional technology.

Here's how:

The Wireless Internet

In early 1998, Virginia Tech became the first university in the nation to participate in a Federal Communications

Commission spectrum auction and was awarded four LMDS licenses covering 16,507 square miles of Virginia, and portions of North Carolina and Tennessee. The region has an estimated population of 1.6 million.

Known as the Local Multipoint Distribution Service, LMDS offers the promise of broad-bandwidth Internet access through the wireless spectrum. Working with other licensee holders and LMDS service providers, Virginia Tech has established a consortium to research the equipment and technology necessary to fully exploit LMDS applications in both rural and urban communities. Virginia Tech intends to develop this technology for the benefit of rural and mountainous regions of the country.

Net.Work.Virginia

In 1996, Virginia Tech, Bell Atlantic, and Sprint announced the deployment of what was the most sophisticated high-speed

computing network in the United States. Net.Work.Virginia is the architectural prototype for the Internet II initiative. More than 200 state or local government agencies have signed up on the network.

Fiber and Electro-Optics Research Center

The FEORC is home to the nation's largest educational fiber-optics group. The center is supported by more than 30 research sponsors and has received significant grants, including a \$9.6-million grant in 1998 from the Naval Research Laboratory. Projects involve fiber devices, materials, and sensors, with an emphasis on high-speed data transmission.

Transgenic Animals

Virginia Tech was one of the first universities in the world to develop a transgenic animal and the first to create a transgenic pig. This effort made Tech one of the first to produce a human pharmaceutical

protein in the milk of pigs. Virginia Tech biotechnology leadership has made it a mecca for the world's foremost biotechnology companies.

Transportation

Virginia Tech and the Commonwealth of Virginia are building the nation's first "Smart Road" from the ground up. The 6-mile highway is being developed as a test bed for new transportation technology and, in time, as a special corridor route for public transportation in southwestern Virginia. In addition to implanted sensing devices in the highway, the road will be able to generate snow, sleet, rain and fog on demand.

The Virginia Tech Transportation Institute is the largest research center at Virginia Tech. The institute is a federally designated ITS Research Center of Excellence, a participant in the Mid-Atlantic University Transportation Centers Program, and manager of the "Smart Road."



Cassell Coliseum

Home of the Virginia Tech basketball team
and home to a winning tradition

Now in its 40th season, Cassell Coliseum provides Virginia Tech basketball with one of the great home courts in the nation. Winning has been the norm in the facility since its opening in 1961.

In recent years, Cassell Coliseum underwent extensive renovations to both the exterior and interior of the building, as well as structural systems.

Restoration and sealing of the exterior concrete walls and buttresses of Cassell Coliseum took place in 1997. Roof repair was completed in the fall of 1996, with replacement of the roof surface and installation of structural access to the heating and lighting systems as well as installation of steel beams in the top of the arena.

The men's basketball team was given a gift from Pat

and Sandy Cupp of Blacksburg, Va. The gift was used for renovation of the men's basketball locker room which is now the Bill Foster Basketball Suite, named after one of Tech's most successful men's basketball coaches who retired five years ago.

Entering the 2000-2001 season, the Hokies have won

383 out of 483 games played in Cassell, for a winning percentage of .800. The Hokies were 9-4 last season in Cassell Coliseum.

During the 1994-95 season, Cassell was the site of high excitement as the Hokies hosted two of the National Invitation Tournament games, en route

to the championship. The Hokies beat Clemson in a first-round game at the Coliseum, then scored an emotional 64-61 third-round win over New Mexico State, turning the arena into a madhouse.

The first basketball game was played in the Coliseum on January 3, 1962 as the

Hokies routed Alabama, 91-67. The near-capacity crowd had to sit on the concrete floor to watch the initiation of the new building because the seats had not arrived.

The Hokies have never had a losing season at home in 39 years. There have been four perfect records: two 10-0 years (1961-62 and 1965-66), an 11-0 campaign (1972-73) and a 14-0 season (1975-76). The Hokies have lost only one game on their

Year-by-Year in Cassell

Season	Record	Attendance	Season	Record	Attendance
1961-62	10- 0	68,000	81-82	11- 2	94,719
62-63	7- 3	76,000	82-83	16- 1	112,539
63-64	10- 2	72,000	83-84	12- 3	118,853
64-65	9- 3	73,000	84-85	12- 2	115,054
65-66	10- 0	69,000	85-86	12- 1	109,836
66-67	11- 1	85,000	86-87	8- 4	66,827
67-68	8- 1	55,500	87-88	13- 1	122,757
68-69	9- 1	62,000	88-89	6- 6	94,532
69-70	7- 3	64,000	89-90	9- 5	100,153
70-71	9- 1	71,500	90-91	7- 5	70,668
71-72	9- 1	55,000	91-92	8- 4	55,380
72-73	11- 0	84,300	92-93	8- 7	66,483
73-74	10- 2	105,000	93-94	9- 3	74,622
74-75	8- 3	91,600	94-95	14- 1	93,622
75-76	14- 0	107,200	95-96	10- 1	91,933
76-77	11- 3	100,754	96-97	10- 4	66,800
77-78	13- 1	93,833	97-98	8- 6	72,742
78-79	10- 1	86,972	98-99	8- 6	56,559
79-80	10- 2	102,806	99-00	9- 4	52,547
80-81	10- 3	90,075	Totals	386- 97	3,250,166

home court in 11 other years, including 13-1 records in 1977-78 and 1987-88.

State rivals have had little success playing the Hokies in Cassell, winning only nine of 100 visits.

On September 17, 1977, Virginia Tech officials and friends dedicated the Coliseum in honor of the late Stuart K. Cassell.

Adjacent to Cassell Coliseum is the Jamerson Athletic Center. Completed in 1982 and dedicated in the fall of 1983, it is named in honor of J.E. Jamerson and his son, William E. Jamerson, owners of the firm that built the building.

The complex contains administrative and coaching offices, athletic department accounting and business offices, team and coaches' meeting rooms, the Jim "Bulldog" Haren Weight Room and the Gordon D. Bowman Memorial Club Room on the top floor for Hokie Club members.

Prior to the 1988-89 season, a modern, new spring-loaded playing floor was installed in the Coliseum. During the fall of 1989, the facility was upgraded with an improved lighting system in the arena.

Construction for the main portion of the Coliseum



began in 1961. It was completed in December 1964, at a cost of \$2.7 million. Built by T.C. Brittain and Company of Decatur Ga., it houses a 10,052-seat basketball arena, locker rooms, two auxiliary gymnasiums, offices and other athletic facilities.

Although capacity crowds are a frequent occurrence in Cassell Coliseum, the largest crowd ever recorded was an overflow of 11,500 for Purdue on December 3, 1966.

The Hokies' basketball locker room (above), Tech's four retired jerseys (right) and the lounge area (below). The entire locker room is named "The Bill Foster Basketball Suite."



Cassell Coliseum is one of the finest basketball facilities in the country.



The Merryman Center Is the Hub Of Tech's Outstanding Athletic Facilities



With the centerpiece of the new Merryman Center, Virginia Tech student-athletes compete and train in some of the best facilities in the nation. Men's basketball

competes in Cassell Coliseum, but has access to a wide array of facilities.

The Merryman Center ranks as one of the finest facilities in all of college


athletics. The \$10.6 million all-purpose building, adjacent to Cassell Coliseum, opened its doors in 1997. It boasts a large, state-of-the-art strength and conditioning center,

which includes a speed and agility gym and one of the largest and best-equipped sports medicine facilities in the country.

The facility is named for the F.W. "Sonny" Merryman family of Rustburg, Va., which presented the university with a major gift, kicking off a fundraising campaign.

Cassell Coliseum, now in its 40th season as the home of the Hokies, provides Tech with one of the loudest and toughest home courts in collegiate basketball. The men's basketball spacious locker room and lounge are located just a few steps from both the arena floor and two, full-court, practice gyms.

Lane Stadium, home of the nationally-ranked football team, is also adjacent to the Cassell Coliseum, Merryman Center, Jamerson Athletic Center complex. With seating



The strength and conditioning facilities in the Merryman Center are among the nation's best.

for 55,075, Lane Stadium is one of the best places to watch college football.

Among the other facilities at Virginia Tech is Rector Field House that features a full-sized indoor practice field and one of the nation's finest indoor running tracks. The Johnson-Miller Outdoor Track Complex has an eight-lane Mondo track and is also the home to Tech soccer and lacrosse. War Memorial Gym is the site of swimming and diving at Tech.

English Field is the home for Tech baseball. The 1,500 seat facility affords the Hokies the finest facility in the BIG EAST Conference. The Virginia Tech softball field is one of the newer facilities on the campus and affords Tech

with one of the top facilities in the country. The Burrows-Burleson Tennis Center offers both six indoor and six outdoor courts. The center has allowed Tech to host

NCAA and conference tournaments.

Virginia Tech also has an on-campus golf course for its nationally-ranked program and a numerous running

trails. A new set of football practice fields behind the Merryman Center is in the works and will allow the soccer and lacrosse teams use of the current football fields.



Some of the highlights of the athletics complex are (clockwise from top right) the Johnson-Miller Outdoor Track Complex, Rector Field House, the indoor courts at Burrows-Burleson Tennis Center, Tech Softball Field, English Field for baseball and War Memorial Pool.



Strength and Conditioning

The Hokies' Program Is One of the Nation's Best

The Virginia Tech strength and conditioning program is one of the true gems of the Athletics Department. Under the direction of assistant athletic director Mike Gentry, who has been the Hokies' strength coach for 13 years, the Tech strength and conditioning program ranks among the nation's very best.

"Our strength and conditioning program is designed to help our student-athletes build overall strength and endurance, while helping them develop self-discipline and realize their potential as athletes," says Gentry. "We have a comprehensive program utilizing strength, power and flexibility training

as well as plyometrics and sprint conditioning."

The basketball team trains in the beautiful 17,000-square foot training center on the first level of the Merryman Athletic Center. The weight room facility features new free-weight equipment, a full line of Hammer Strength equipment, 12 platforms and a 6,000-square foot state-of-the-art speed and agility room.

The strength and conditioning staff at Tech is also very involved in nutritional education and supplementation as related to athletic performance.

The "Training Edge" dining facility has been touted



The strength and conditioning program at Virginia Tech goes far beyond the boundaries of the Hokies' spacious weight training facility in the Merryman Center (above) and among other things, includes nutrition and performance-based eating opportunities at the acclaimed "Training Edge" dining facility (top) located near Cassell Coliseum on campus.



Brian Chase (above) and Dennis Mims (right) work hard both on and off the court. Outstanding strength and conditioning is a trademark of Virginia Tech athletes.

by visiting coaches as one of the best in the country. It features a comprehensive system of eating for championship performance.

“Our system of nutritional supplementation and performance-based eating has made a tremendous

difference in the gains our athletes have experienced over the past few years,” Gentry said. “We plan to continue to improve and promote ‘Training Edge.’”

A Durham, N.C., native, Gentry received a B.S. degree in physical education from

Western Carolina University in 1979. Gentry received his master’s degree from the University of North Carolina at Chapel Hill in 1981 where he worked as an assistant strength coach. He then went to East Carolina University as head strength coach in 1982. He worked at East Carolina until he came to Virginia Tech in 1987.

Gentry earned an Ed.D., in curriculum and instruction at Virginia Tech in 1999, with an emphasis in motor behavior.

In 1995 and 1996 Gentry was recognized by the National Strength and Conditioning Association as a finalist for National Strength and Conditioning Professional of the Year.

Assisting Gentry this year are three full-time assistant strength and conditioning coaches: Sonny Sano, director of strength and conditioning, Jay Johnson, strength and conditioning

coordinator of men’s Olympic sports and Michelle Boswell, strength and conditioning coordinator for women’s Olympic sports.

Sano is handling the strength and conditioning responsibilities for the men’s basketball team. A native of Japan, Sano is in his fifth season at Tech and believes in nothing but hard work.

“Conditioning is really important for quickness and explosiveness, which are the main focus,” Sano said. “Coach Stokes talked about toughness. They have to be tough, and he asked me to make them tough.”

Sano came to Tech after serving as a graduate assistant in the strength and conditioning program at East Carolina. He received undergraduate degrees from both Rikkyo University in Japan and Eastern Michigan. Sano has a master’s in physical education from Wayne State University.



The Virginia Tech Strength and Conditioning staff: graduate assistant Angelo Gingerelli, assistant strength coach Sonny Sano, graduate assistant Danny Wheel, assistant athletic director for athletic performance Mike Gentry, Ed.D., assistant strength coach Jay Johnson and assistant strength coach Michelle Boswell.



Student-Athlete Office Of Academic Enrichment Programs

Achievement in the Classroom Is a Priority at Tech





The success of Virginia Tech's basketball program rests largely on the academic progress of each student athlete. The academic performance of Tech student athletes has improved each year due in part to the Student Athlete Office of Academic Enrichment Programs (SAOAEP).

To accommodate the many facets of assistance needed for student athletes, Tech's mission is eight fold.

1. To provide services to all student athletes including any student participating in any varsity sport, managers, trainers, cheerleaders and HighTechs.

2. To provide academic support through tutoring

SAOAEP Staff

			
Lois Berg Assoc. Coordinator	Colin Howlett Asst. Coordinator	Katie Ammons Asst. Coordinator	Terrie Repass Receptionist

programs, computer facilities and software which are necessary for the individual needs of each student.

3. To require a mandatory study hall for students below expected QCA levels in order that we might better assist

the at-risk student athletes.

4. To provide adequate study facilities and a computer lab which are conveniently located to the training areas and coaching areas.

5. To provide monitoring, counseling, academic assistance, advising and to work closely with other academic offices on campus for the welfare of the students.

6. To work closely with the athletic department for the academic welfare of each student athlete and to help in the development of an effective student life program.

7. To closely monitor the academic success of each student to help ensure academic progress towards a degree and maintenance of academic and athletic eligibility.

8. To encourage former athletes to be actively involved with our present athletes and to provide services to former athletes who did not graduate and assist them in their academic planning towards a degree.

Tech has made tremendous strides in recent

years. The 1999 NCAA Division I Graduation Report states that for student athletes who have exhausted their eligibility at Tech, 81 percent have graduated. Also, according to 1998 figures, Tech ranks third in athlete graduation rates

among 23 highly regarded state-selected peer universities.

The Student Athlete Office of Academic Enrichment Programs provides programming for student athletes from their freshman year through graduation. This includes a comprehensive orientation to Tech, study hall, mentoring, tutoring, academic monitoring, academic recognition and eligibility education.

Academic facilities for student athletes include the Monogram Room, a large room used as a study hall area adjacent to the SAOAEP office in Cassell Coliseum. The HEAT (Hokies Engaging in Advanced Technology) Lab houses over 20 computers on the second floor of Cassell Coliseum.

Room 160 in Cassell Coliseum provides an area for private quiet study for the athletes' convenience. Additionally, student athletes can use the Center for Academic Enrichment and Excellence site offices located in Hillcrest and Femoyer Halls.

Chris Helms

Coordinator of the SAOAEP



Chris Helms, is in his second year at Virginia Tech and is responsible for the development and leadership of the Student Athlete Office of Academic Enrichment Programs.

In addition to his duties directing SAOAEP, Helms serves as a liaison between the academic and athletic communities, is a member of the Center

for Academic Enrichment and Excellence administrative team and is an ad hoc member of the University Athletic Committee.

Helms came to Tech from Michigan State University, where he served as the assistant director of the Student Athlete Support Services office. Prior to MSU, Helms served as the coordinator of academic affairs for the Florida State University football program. Some of his other experience includes academic advisement for student-athletes at Central Connecticut State University. Helms earned his bachelor's degree in psychology at Wake Forest University and received his master's in athletic counseling from Springfield College. A native of Frederick, Md., he and his wife, Renee, have one son, Walker.

The Office of Student Life

Committed to the Development of the Total Person

The Virginia Tech Athletics Department is dedicated to the welfare and future of its student-athletes. The commitment is guided by the Department's sponsorships of life skills programming associated with its CHAMPS/Life Skills Program and the Hokies Turning Opportunities into Personal Success (HiTOPS). The HiTOPS program provides a well-rounded program for student-athletes to develop the individual skills necessary to lead successful and productive lives.

The focus of the program is on five commitments viewed as critical to personal growth: service; academic excellence; career development; athletic excellence; and personal development. Each commitment addresses a specific topic area in depth.

Service

The Tech basketball program takes great pride in

its community service projects. Many players take part in various programs such as Read to Grow, Kid Fest, Hokie Readers, White Ribbon Campaign (men against violence toward women), hospital, retirement home and detention center visits and VT Night at local elementary schools. Jermaine Holmes, Director of Student Life, and Amy Freel, Coordinator of Student Life, are committed to providing student-athletes with opportunities to develop the foundation for a lifelong commitment of volunteerism.

Academic Excellence

Academic excellence is promoted through a full range of services available for any student-athlete. HiTOPS is committed to effective study skills programs, which facilitate the development of student-athletes as critical thinkers with a variety of integrated learning skills. A monitored study hall, assigned academic advisors, HEAT Lab

(computer integrated classes) and honors, awards and recognition, such as the Athletic Director's Honor Roll and the Arthur Ashe Jr., Sports Scholars, are all offered by Virginia Tech to help with academics.

Career Development

HiTOPS is committed to the goal of assisting student-athletes in the process of career development. It is the program's intention to provide a developmental approach that begins with career awareness which then leads to career exploration and finally job placement. Within each step of the career development path, there will be a number of workshops and seminars to address relevant issues. Efforts will be made to help students move along the path to job placement at an appropriate place. Career development components of the program include complete interest inventories, career nights, job

shadowing, internship opportunities, GRE/Graduate School seminars, resume writing workshops and interview skills training.

Athletic Excellence

CHAMPS/Life Skills programs encourage student-athletes to transfer the lessons learned in athletic participation to their daily life experiences. Virginia Tech strives to provide its student-athletes with excellent facilities, staff, equipment and support programs. Athletic excellence is fostered by the department's sponsorship of 11 men's and 10 women's intercollegiate sports.

Personal Development

HiTOPS is committed to the goal of assisting in developing the total person. Student-athletes are given opportunities to acquire appropriate communication skills and decision-making skills that will enable them to manage their personal and professional lives. This is done through workshops and seminars in media training, SAFE (Sexual Assault Facts & Education), Alcohol Awareness Week programs, conflict resolution, manners and etiquette and fiscal responsibility.

Pursuit of Excellence

Tech's overriding goal continues to be a combination of excellence in both athletic competition and academic achievement. These five commitments of the CHAMPS/Life Skills and HiTOPS programs help lead to the development of productive, responsible and successful lives for Virginia Tech student-athletes.

Jermaine Holmes

Director of Student Life



Jermaine Holmes is in his second year as the director of student life for Virginia Tech and third year working in the athletics department.

Holmes oversees the day-to-day operation of the office of student life,

directs the HiTOPS CHAMPS/Life Skills Program and serves on various student-related committees on campus.

While pursuing his undergraduate degree at Virginia Tech, Holmes was a star receiver for the Hokies. He earned his bachelor's degree in marketing management in 1996 and his master's in consumer studies in 1998, both from Tech.

Born in St. Petersburg, Fla., Holmes is single and currently resides in Blacksburg.

Amy Freel

Coordinator of Student Life



Amy Freel is in her second year as the coordinator of student life at Virginia Tech. She came to Blacksburg in September 1999, after serving as a registered dietitian at a nearby hospital in Salem, Va.

In her capacity with student life, Freel serves as the community service coordinator, assists with the development and implementation of alcohol, tobacco and drug awareness programs, manages the mentors for new Hokies programs and serves on various committees on campus.

Freel earned her bachelor's and master's degrees in dietetics from Ball State.

Freel, a native of Glen Ellyn, Ill., and her husband, Mike, live in Christiansburg.



Sports Medicine

Providing Experienced Professional Care to Tech Athletes

The Virginia Tech Sports Medicine Department prides itself on providing the most current and comprehensive care available to all of its student-athletes.

Under the leadership and guidance of Dr. Duane Lagan, director of sports medicine, and Mike Goforth, director of athletic training, the team of general practitioners, orthopedic surgeons, certified athletic trainers, physical therapists, chiropractors, massage therapists and sports psychologists have assembled to form one of the finest sports medicine partnerships in the nation.

Keith Doolan will be the athletic trainer for the men's basketball team this year and will travel with the team and attend all practices and games.

Injuries and pain are reduced through proper conditioning and training, but cannot always be avoided entirely. After the sports medicine staff diagnoses and treats an ill or injured athlete, the strength and conditioning staff works to give the best injury prevention and performance enhancing



McComas Hall – home of the Schiffert Student Health Center

programs possible.

The training, medical and strength and conditioning staffs each have a role in bringing the athlete back quickly and ready to play. After an injury, an athlete will go through rehabilitation and physical therapy. Athletes are then moved to weight training as they become able. The strength and conditioning staff uses specific programs for each injury in an effort to get the athlete back quickly.

The Hokies are fortunate to have the services of a full complement of professional medical personnel available, including orthopedic, physical

therapy, chiropractic, dental, and nutritional consultants.

Athletes also have access to custom orthotics, custom mouth guards, specialized prophylactic bracing and many other options to help prevent or protect them from injuries.

The sports medicine staff also takes great pride in treating the athletes year-round. Their programs consist of strengthening, stretching and most importantly movement pattern analysis and training to help prevent the re-occurrence of injuries.

The training and medical

complex currently is located in the \$10 million Merryman Center, a state-of-the-art facility which includes 2,400 square feet of medical space supplemented by training rooms in Cassell Coliseum, where basketball players go for most of their treatment.

In the future, plans are being formulated to further enhance the training support by consolidating the training rooms in Cassell Coliseum to one centralized area. This will further enhance the availability of the training staff as well as better equip the staff to care for the needs of the student-athletes. The centralized area in Cassell will provide all the training services and that will allow the Merryman Center to be used for physical therapy, chiropractic care and massage therapy.

Student-athletes also have access to the Schiffert Student Health Center in McComas Hall. A health center and counseling services are available on one side of McComas Hall, while recreation sports and fitness programs are available on the other. The center also has a fully-operational diagnostic laboratory, X-ray facilities and eight full-time physicians.

Student-athletes can go here for X-rays and lab work that can't be done in the Merryman Center. Dr. Lagan has office hours at Schiffert in the mornings and is usually in the athletic complex in the afternoons.

If physical therapy is needed, student-athletes can rehab at the Merryman Center. A staff psychologist, located in the Cook Counseling Center, is also available to all student-athletes for personal and performance issues.

Sports Medicine Personnel



Dr. Duane Lagan
Director of
Sports Medicine and
Team Physician



Mike Goforth
Director of
Athletic Training



Dr. Marc Siegel
Orthopaedic
Surgeon



Dr. Kevin Waninger
Team
Physician



Virginia Tech Athletic Fund

With a significant increase in new and renewed memberships, along with higher contribution levels being realized over the last several years, the Virginia Tech Athletic Fund has become one of the nation's strongest athletic support organizations.

The Hokie Club at Virginia Tech provides funding for athletic scholarships, capital improvements and athletic programming. Gifts to the club can be made either in outright forms (cash, securities, real estate, memorial or tributes, gifts in kind or through a corporate matching program) or can be a planned or deferred gift (will, living trust, life income, retirement plans, retained plans, life insurance, charitable lead trusts).

The hard work of the entire staff has reaped rewards, breaking records in both membership and accumulated revenue over the last several years. Currently, revenue from the fund has passed the \$9 million mark and the total membership has exceeded 12,000 members.

"The football teams' undefeated 1999 season and the fine showing in the Sugar Bowl has really motivated our fans to upgrade their giving level, while thousands of new Hokies have signed up," said Lu Merritt, Tech's director of development for intercollegiate athletics. "Our fans realize that the athletic programs here at Virginia Tech can compete for national championships, and they are stepping up to financially support the scholarship, programmatic and capital needs. It's really impressive to see such excitement and enthusiasm."

A 1968 graduate of Virginia Tech, Merritt is

responsible for all aspects of fundraising for the university's intercollegiate athletic programs. A member of the varsity tennis team during his undergraduate days, he still competes in state and regional tournaments and is a certified USTA official.

John Moody, associate director, serves the North Carolina area and focuses on major gift fundraising and special projects. A former football player at Tech, Moody has worked in the Hokie Club office for 28 years.

David Everett returns to the VTAF as the director of major gifts. A member of the Hokies' 1986 Peach Bowl team, Everett previously served as the director of development for the Pamplin College of Business. He currently serves the Richmond, Lynchburg and Staunton areas, while developing major gift prospects throughout the region.

Terry Bolt, also an associate director, serves the Tidewater and Southside areas of Virginia, South Carolina and Georgia, while

overseeing planning and direction of the Annual Fund. In addition, she is responsible for the Orange and Maroon Tour, the annual Hokie Celebration and the Regional Hokie Club President's meetings.

Trey McCoy, development manager, is in his first year on the staff. A former All-America baseball player at Tech, McCoy provides leadership to Hokie Clubs in Northern Virginia, Southwest Virginia and West Virginia. Prior to joining the VTAF staff, he served as senior development associate for programs in the office of university development.

Sharon Linkous and Christy Cress handle all aspects of gift entry and membership records. Diana Fain manages the budget process and produces all meeting notices for the Hokie Clubs. Jane Broadwater serves as executive secretary for the office. A former cheerleader, Broadwater is the daughter of Bill Buchanan and her siblings — Robby, Billy, Molly and Toddy — all attended Virginia Tech. Johnnie Hoehn

works part time in the office and brings over 10 years of experience to the team.

Graduating seniors are offered a discounted membership in the Hokie Club, as well as half-priced season tickets to football and basketball games, a half-priced subscription to *hokiesports.com* the newspaper and a Hokie brick. Since its inception, over 3,000 young Hokie alums have been attracted to the program.

The Athletic Fund is proud of its volunteers who help ensure that 58 Hokie Clubs throughout Virginia, West Virginia, Maryland, North and South Carolina, Delaware, New Jersey, Georgia, Pennsylvania and Tennessee continue in their active efforts to support and promote athletics at Virginia Tech. Along with bus trips, game watching parties and other social events, Tech grads and friends gather to cheer on the Hokies.

Floyd Merryman of Rustburg, Va., is the current president of the Athletic Fund, and Bill Stover of Fairfax, Va., is the vice-president.



Be More than Just a Fan ... Join the Hokie Club today!

When you join the Hokie Club, you become a member of one of the strongest athletic support organizations in the nation!

Plus, you have the satisfaction of knowing your contribution helps the Hokies continue to field a successful athletic program, one that friends and alumni alike can be proud of!

However, we can't do it without your help! Call the Hokie Club today to find out how you can support Virginia Tech Athletics and be more than just a fan!

Phone: (540) 231-6618

Fax: (540) 231-3260

<http://www.hokieclub.com>



Virginia Tech Radio Network

“From the Blue Waters of the Chesapeake Bay to the Hills of Tennessee, the Virginia Tech Hokies are on the air!”



Bill Roth (l) and Mike Burnop
Tech's winning broadcast team

That familiar refrain delivered by Bill Roth, the Voice of the Hokies — opens every Tech sports broadcast and reflects the Tech radio network's goal of reaching Hokie fans everywhere.

With over 30 affiliated radio and television stations throughout the region, the Virginia Tech ISP Sports Network is the main communications link between Tech's basketball program and the Hokies' avid legion of fans.

The Virginia Tech Sports Network — a division of ISP Sports — provides live coverage of all Tech basketball games on a network of radio stations which blankets Virginia and several surrounding states, giving the Hokies tremendous exposure throughout the region.

Once again this winter, Virginia Tech Hokie basketball game broadcasts are being carried by more radio stations than any other college or professional team in the commonwealth of Virginia.

Roth, Virginia's two-time Sportscaster of the Year, is in his 13th season as the Voice of Virginia Tech basketball. A native of Pittsburgh, Pa., Roth graduated from Syracuse University in 1987 with a degree in broadcast journalism. While at Syracuse, Roth was honored by the Associated Press and the New York State Broadcasters Association, and won the distinguished Robert Costas Scholarship in 1986. Roth has worked for ESPN and NCAA Productions telecasts of NCAA basketball, NCAA lacrosse and

professional kick boxing.

Former Virginia Tech tight end Mike Burnop is serving his fifth season at courtside as the network analyst. Burnop, who has served as a color announcer on the Tech football network for the past 18 seasons, was a starting tight end for the Hokies in the early 1970s and still holds the Virginia Tech record for receptions in a season with 46. His work as a color analyst has been critically acclaimed.

Throughout the years, the Tech Sports Network has had a number of announcers who have gained national prominence. Among them are Frank Messer, former broadcaster for the New York Yankees, Dave Van Horn, currently a voice of the Montreal Expos and Marty Brenneman, the voice of the Cincinnati Reds.



ISP Sports, a Winston-Salem, N.C.-based company, is in its sixth year as exclusive worldwide multi-media and advertising rights holder for Virginia Tech athletics.

ISP Sports develops, produces and sells an extensive range of sports marketing opportunities for Tech Athletics. These include Tech's radio and television networks, Lane Stadium and Cassell Coliseum venue advertising and internet advertising.

During its first five successful years at Virginia Tech, ISP Sports has developed the Virginia Tech ISP Sports Radio Network into the largest collegiate sports radio network in Virginia. Broadcast coverage includes the Commonwealth of Virginia and portions of Maryland, Tennessee, Kentucky, West Virginia and Delaware. ISP Sports also produces regional coverage of every Virginia Tech women's basketball game.

In addition to live network broadcasts of all Virginia Tech football and men's basketball games, ISP Sports produces the Hokie Hotline, a weekly 90-minute call-in show featuring Virginia Tech head coaches and other athletic department guests of current interest. ISP Sports also produces Virginia Tech Sports Today, a weekly television magazine show aired on a network of stations throughout the region.

Radio Affiliates

Beckley, WV	WKOY	100.1	FM	Marion	WZVA	103.5	FM
Blacksburg	WBRW	105.3	FM	Martinsville	WMVA	1450	AM
Blountville, TN	WGOX	640	AM	Norfolk	WTAR	850	AM
Bluefield, WV	WKEZ	1240	AM	Orange	WJMA	96.9	FM
Bluefield, WV	WKOY	100.9	FM	Petersburg	WBBC	93.5	FM
Chesapeake	WTAR	850	AM	Radford	WBRW	105.3	FM
Clifton Forge	WXCF	1230	AM	Richlands	WGTH	540	AM
Clifton Forge	WXCF	103.9	FM	Richlands	WGTH	105.5	FM
Farmville	WBBC	93.5	FM	Richmond	WXGI	950	AM
Front Royal	WINC	1400	AM	Roanoke	WSLC	610	AM
Galax	WWVJ	1360	AM	Staunton	WTON	1240	AM
Gate City	WGAT	1050	AM	Virginia Beach	WTAR	850	AM
Hampton	WTAR	850	AM	White Sulphur Spr, W.Va.	WSLW	1310	AM
Harrisonburg	WMXH	105.7	FM	Winchester	WINC	1400	AM
Kilmarnock	WKWI	103.5	FM				
Lewisburg, WV	WKCJ	103.1	FM				
Luray	WMXH	105.7	FM				
Lynchburg	WRVX	97.9	FM				

On the Web: Tech radio broadcasts can be heard via the Internet at www.hokiesports.com



Monogram Club

Virginia Tech Letterwinners

The Monogram Club was created as a social organization comprised of graduated athletes who earned one or more monograms (letters) in any varsity sport at Virginia Tech. All former coaches are designated as honorary members.

The Club focuses on keeping an open line of communication between the athletics department and the former letterwinners. Each former letterwinner is given an open invitation to return to campus and not only support the current athletes in their individual sport but all the athletes within the entire athletics department.

Derek Carter, a former

player and administrator at Tech, returns to Blacksburg as the director of the Monogram Club. He replaces Terry Strock, a veteran Tech coach and administrator, who retired in January.

Carter returns to Tech after serving as the director of athletics at Patrick Henry High School in Ashland, Va., for the past two years.

When Strock became the first full-time director of the monogram club in 1998, there were 220 active members. The Club saw a significant increase in his first year, adding 330 new members. This past year, another increase in growth was realized as 184 new members were added, raising

the total number to 834 active members.

On April 17, 1999, a reorganizational meeting was held with the election of officers and a board of directors. Dick Arnold was named the president of the club.

A complimentary membership was instituted for recent graduates, allowing them a three-year membership into the club once their eligibility is up. In April 2000, 81 new seniors were added as complimentary members.

Membership dues are \$25 per year with the membership year being from July 1 to June 30. A lifetime



Derek Carter

membership has been instituted with the amount set at \$500. To join the Monogram Club:

- Call (540) 231-9156
- E-mail mclub@vt.edu
- Or write P.O. Box 10307, Blacksburg, VA 24062.

The club publishes a newsletter twice a year for its members, once in January and again in June. The newsletter consists of information about upcoming activities of the club, articles from coaches which recap each team's season, and letters from Weaver, Carter and Arnold to the membership.

hokiesports.com *the newspaper*

The great run of success that Virginia Tech has enjoyed in recent years has been accompanied by many improvements throughout the Athletics Department. This year, the Hokies' official newspaper underwent some changes as well.

The publication that was formerly called *The Hokie Huddler* is now known as *hokiesports.com the newspaper*. The title reflects changes in the paper and in how the Athletics Department is keeping up with technology in disseminating information about its sports programs.

The publication is available via the internet as

well as by traditional mail service. This makes it easier for people living far away from Blacksburg to secure up-to-date information about the Hokies in a more timely manner.

"We're going to be updating our web page frequently and doing some special features with it," editor Jimmy Robertson said. "We want to be the source for Tech athletics and we feel we're in the position to be the source since we have unlimited access to the people who make things happen in regards to Virginia Tech athletics.

"Basically, we want to serve the fans and provide

them with accurate information. The internet provides us, as a staff, a great opportunity to do that."

What exactly is *hokiesports.com the newspaper*? It's a colorful publication that is printed 33 times a year — weekly during football and basketball seasons and bi-monthly during the spring. The newspaper consists of the ever-popular "Insider" section, which is a page of short blurbs of interesting "inside" information — things you won't get anywhere else.

There is also, of course,



Jimmy Robertson
Editor



Matt Spiers
Editorial Assistant

game information primarily on men's and women's basketball, football and baseball. Fans can get features on players, statistics and standings, notes and quotes and recruiting profiles

For subscription information, call the *hokiesports.com the newspaper* office at (540) 231-3908 or go to www.hokiesportsinfo.com/ and click on the publication's link.



Charles STEIGER

University President

Item: Virginia Tech applications up 15 percent. Entering students have highest SAT average ever. Virginia Tech competes for national championship in football. University announces two new mega bio-tech programs. Things are looking pretty rosy for Virginia Tech, right?

Enter Charles W. Steiger. His assessment? "We have to rev the engines even higher. If you're not moving quickly forward, you might as well be standing still," says the energetic 53-year-old president.

Appointed president by

the university board effective January 7, 2000, Steiger possesses the breadth and depth of experience to lead Virginia Tech at the point when higher education must learn to cope with major technology changes permeating education.

Steiger has lofty goals for Virginia's leading research university. "I would like to see us ranked among the nation's top 30 universities before the end of the decade," says Steiger.

A registered architect and former dean of Tech's college of architecture and urban studies, Steiger was the

architect of a different sort as the leader of the university's successful fund raising campaign. Under his leadership as vice president for development and university relations, the Campaign for Virginia Tech, which concluded in 1998, raised \$337 million, \$87 million over its goal.

Steiger's ties to Virginia Tech span four decades as a student, professor, dean, vice president, and now president. While on the faculty, he twice won teaching excellence awards. When he became dean of the college in 1981, he was the youngest



architecture dean in the nation at 33 years of age.

Steiger received his Bachelor and Masters of Architecture and a Ph.D. in Environmental Science and Engineering from Virginia Tech. He and his wife, Janet, have two sons — David and Christopher.

Jim WEAVER

Director Of Athletics

James C. Weaver, whose innovative ideas and work as a reformer have made him one of college athletics' most popular administrators, is the director of athletics at Virginia Tech.

Weaver, 55, was appointed on September 24, 1997 and has been a tireless leader in behalf of Tech athletics. In his three years on the job at Tech, Weaver has taken steps to place increased emphasis on projects benefiting student-athletes. He created a comprehensive awards program for letterwinners and has initiated and funded an annual awards banquet.

Weaver's biggest accomplishment thus far has been getting Tech admitted into an all-sports conference. Tech enters competition in

the BIG EAST Conference for most sports during the 2000-2001 season.

A top personal priority for Weaver is the area of facilities, where he has major plans for the expansion of Lane Stadium/Worsham Field.

Already complete is the expansion of the North end zone for the 2000 season that will total over 5,000 permanent seats. South end zone bleachers will be replaced by permanent double-deck stands with seating for approximately 12,000 fans.

Weaver will oversee the construction of new athletic fields, and video boards for both Lane Stadium and Cassell Coliseum in 2000-2001.

A native of Harrisburg,

Pa., Weaver came to Tech from Western Michigan University where he was director of athletics from January, 1996 until he came to Blacksburg. Prior to that, he was AD for three and a half years at UNLV, where he reconstructed a troubled athletic department.

Prior to landing the athletic director's job at UNLV, Weaver spent nine years at the University of Florida. He was a strong force at Florida in the field of compliance and concluded his time there as associate athletic director.

"Jim Weaver was the unanimous choice of our search committee," retired Tech President Paul Torgersen said at a Blacksburg news



conference when the new AD was introduced. "The committee was searching for someone with extensive Division I experience, a commitment to compliance, a commitment to gender equity, a commitment to all 21 varsity sports and a vision for conference alignment."

Weaver and his wife Traci have four sons — Josh, Paul, Cole and Craig James.

Shaaron McCLOSKEY

**Senior
Associate A.D.
and Senior
Woman
Administrator**

Responsibilities:

Department administrator for football and men's and women's basketball. Oversees strength and conditioning, sports medicine and equipment room.

Joined VT Staff: 1984

Record at Virginia Tech:

Senior associate athletics director (since 1995) and senior woman administrator (since 1988); interim athletics director (1997); assistant athletics director (1992-95); first woman in college athletics to hold

position of recruiting coordinator in Division I (1988-92); Virginia Tech football office receptionist and recruiting secretary (1984-88)

Education: Virginia Tech, 1979

Of Note: As recruiting coordinator, McCloskey proved to be one of the most innovative people in the field. She completely reorganized the schedule for official recruiting visits by making academics the highlight of the visit. All aspects of university life were included in the visit

for the prospective student-athlete. She lined up various meetings with professors and department heads and key figures on campus.

McCloskey may also be one of the few women in college athletics who has been an advance person for away football games. It is her responsibility to arrange for hotel rooms, meals, meeting rooms, police escorts and air and ground transportation for the team.

As Tech's liaison for



NCAA certification, a process the NCAA uses to ensure integrity in collegiate athletics, McCloskey coordinates periodic department self-study and review teams.

Administration and Senior Staff



David Chambers
Associate Director of Athletics for External Affairs



Tom Gabbard
Associate Director of Athletics for Internal Affairs



Jon Jaudon
Associate Director of Athletics for Administration



John Ballein
Associate Director of Athletics for Football Operations



Randy Butt
Assistant Director of Athletics for Financial Affairs



Tim East
Assistant Director of Athletics for Marketing and Promotions



Mike Gentry
Assistant Director of Athletics for Athletic Performance



Tim Parker
Assistant Director of Athletics for Compliance



Pam Linkous
Human Resources Coordinator



Peg Morse
Director of Information Systems



Dave Smith
Sports Information Director



Sandy Smith
Director of Ticketing Services



Cara Walters
Facilities and Game Operations Coordinator



Blacksburg, Virginia

Tech's Home Is College Town, U.S.A.

One of the many factors that help make Virginia Tech a highly desirable destination for higher education is the great college-town setting of Blacksburg, Virginia.

As the university has grown and changed over the past few decades, so too has the town. Even as the school and Blacksburg have stayed at the forefront of leading edge technology, the town clearly has retained much of the small-town charm that causes residents and visitors alike to fall in love with the place.

Throughout the years, the town of Blacksburg and Tech have worked hand in hand to create a better community. Established as a farming community in 1798 by John and William Black, the town has thrived to rank among the nation's elite living environments.

In addition to being home to the Tech campus, Blacksburg was ranked among the top 20 retirement locations in the United States by *Rand McNally*. Local businesses and industries are drawn to the potential this quaint town has to offer. More than 1050 businesses are

currently located in Blacksburg, with approximately 25 new business licenses issued each month. Blacksburg is gradually becoming more developed, making room for more businesses to flourish, however, the level of development is carefully controlled. There is particular attention paid to the unique balance that preserves the atmosphere of a small town.



Downtown Blacksburg is a special place, whether it is alive with the excitement of a Tech Homecoming parade (left) or resting peacefully under glistening Christmas decorations (below).



Blacksburg is located on a plateau between the Blue Ridge Mountains and the Alleghany Mountains, 2,100 feet above sea level. It is easily accessible in Southwestern Virginia on U.S. 460 near Interstate 81, only 40 miles southwest of Roanoke. Residents enjoy the close proximity to a variety of recreation areas such as the Blue Ridge Parkway, Claytor Lake and the New River.

The town is surrounded by scenic mountain views that accentuate the area.

Blacksburg is blessed with a moderate climate and residents enjoy the four seasons.

Tech and Blacksburg have combined to form the "Electronic Village," boasting

a highly computerized and technological community. Tech ranks first among public universities in the United States as an educational user of installed personal computers with more than

12,000 PCs and 3,000 terminals on campus. In fact, the campus has more PCs than telephones.

Tech also works closely with the community through several different


organizations. University students run committees of the local YMCA and aid in facilitating community interests with the Open University Program.



The Town of Blacksburg and Virginia Tech athletes have had a great relationship over the past few years. The Hokies get out and do things in the community, and the residents in turn loyally support the team. Student athletes from basketball and other sports (above) pass out promotional literature and greet their fans during a summer festival in town.

Blacksburg Tidbits

- The town of Blacksburg is located in the southwestern part of Virginia, about 40 miles west of the city of Roanoke. This location offers pleasant summers and mild winters. The surrounding countryside provides opportunities for hiking on the Appalachian Trail, sailing on nearby Claytor Lake, and tubing or canoeing on a number of rivers in the area.
- Blacksburg has a population of about 36,000 (including students), and offers the many advantages of small-town life. Its location (adjacent to major interstate highways) provides convenient access to most points in the southern and eastern parts of the country.
- More information on Blacksburg can be found on the web site of the Blacksburg Electronic Village, www.bev.net or the town's web site, www.blacksburg.va.us.



Opportunities for outdoor activities abound in the beautiful mountains and valleys surrounding Blacksburg and Virginia Tech.



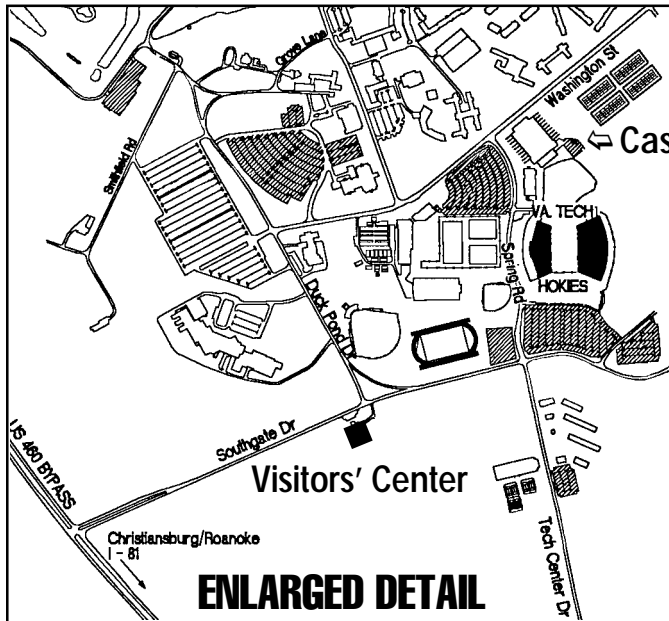
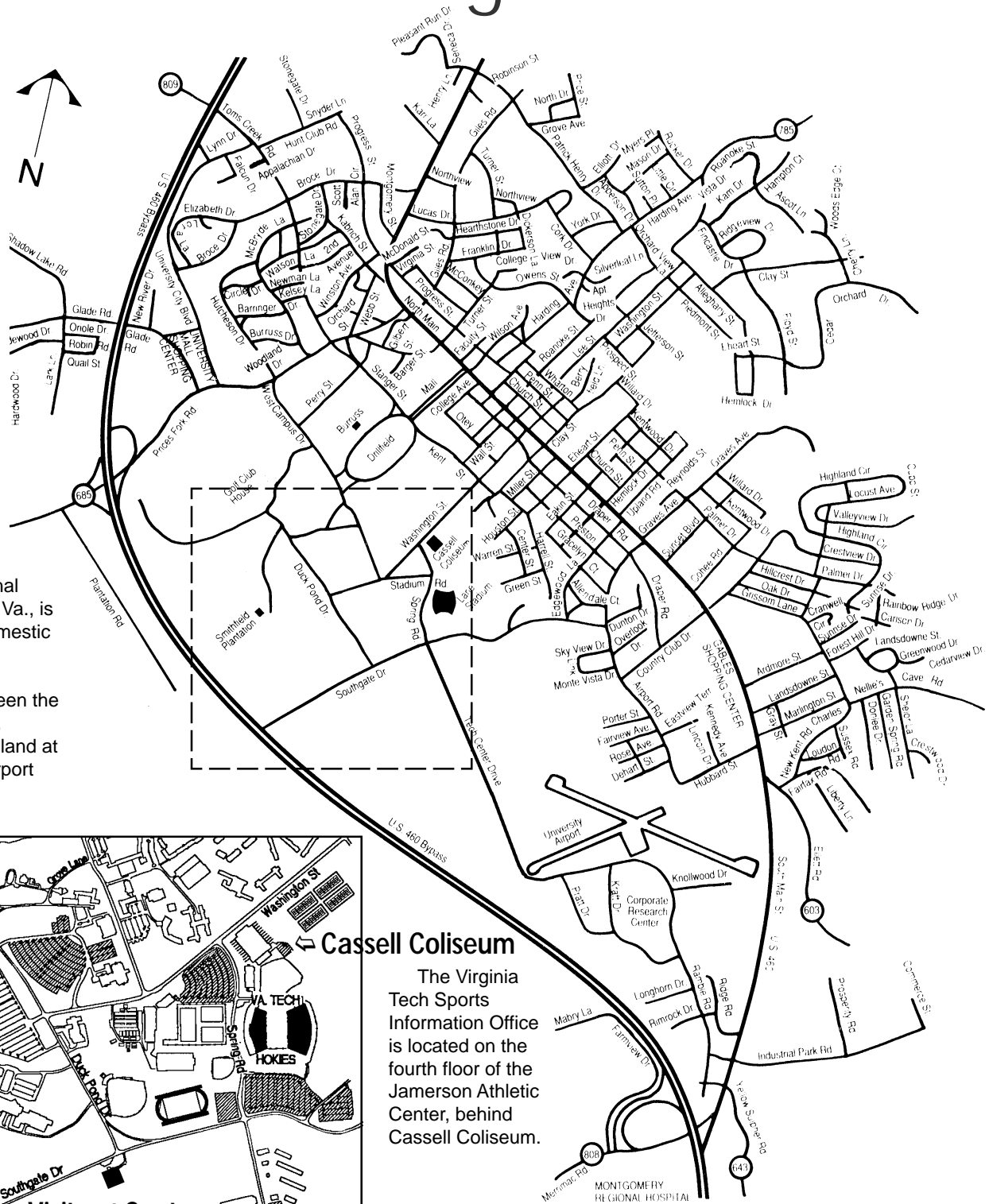
Welcome to Virginia Tech!

Getting To Campus

The campus is located in Blacksburg, Va., about 40 miles southwest of Roanoke, Va. To reach the campus from Interstate 81, take Exit 118-B (Christiansburg) onto U.S. Route 460 West. Follow the 460 Blacksburg Bypass and turn right onto Rt. 314.

By Air

Roanoke Regional Airport in Roanoke, Va., is served by major domestic airlines. Limousine services provide transportation between the airport and campus. Private planes may land at the Virginia Tech Airport near campus.



Cassell Coliseum

The Virginia Tech Sports Information Office is located on the fourth floor of the Jamerson Athletic Center, behind Cassell Coliseum.

Parking

Visitor parking permits are available at the Information/Visitors Center on Southgate Drive (Rt. 314) just off the 460 Blacksburg bypass.

VIRGINIA TECH



BASKETBALL


2000-2001



15 Carlton Carter
C/F • 6-11 • 205 • Jr.
Trenton, N.J.
Solebury Acad./Colo.



5 Brian Chase
G • 5-10 • 170 • So.
Washington, D.C.
Dunbar H.S.



32 Carlos Dixon
G/F • 6-7 • 185 • Fr.
China Grove, N.C.
South Rowan/Fork Union



45 Mibindo Dongo
F/C • 6-9 • 245 • Jr.
Kinshasa, Zaire
Bambiniere/Allegany [Md.]



24 Chris Exilus
G • 6-2 • 180 • Fr.
Toronto, Canada
North Marion H.S. [W.Va.]



11 Fritz Hieb
G/F • 6-6 • 200 • Fr.
Spencer, Ind.
Owen Valley H.S.



50 Alex Martin
G/F • 6-5 • 210 • Fr.
High Point, N.C.
Central H.S.



22 Bryant Matthews
G/F • 6-7 • 200 • Fr.
Columbia, S.C.
Columbia H.S.



42 Dennis Mims
F • 6-9 • 225 • Jr.
Morganton, N.C.
Freedom H.S.



10 Rico Murray
G • 6-1 • 166 • Jr.
Ponce, Puerto Rico
Louisburg J.C.



23 Drew Smith
G • 6-3 • 190 • So.
Beckley, W.Va.
Woodrow Wilson H.S.



21 Jon Smith
F/C • 6-8 • 220 • So.
Dunbar, W.Va.
South Charleston H.S.




40 Odeleia Toe
G • 6-2 • 190 • Jr.
Centerville, Va.
Centerville H.S.



Ricky Stokes
Head Coach



Mark Cline
Assistant Coach



Steve Lytton
Assistant Coach



Randy Peele
Assistant Coach

2000-2001 Virginia Tech Schedule

Nov.	18	Sat.	VMI	2 p.m.
	20	Mon.	WILLIAM & MARY	7 p.m.
	24	Fri.	VIRGINIA	7 p.m.
	28	Tue.	LIBERTY	7 p.m.
Dec.	1	Fri.	Fairfield	6 p.m.
	2	Sat.	Syracuse or Akron at Carrier Classic	6 p.m./8 p.m.
	6	Wed.	ELON	7 p.m.
	18	Mon.	EAST TENNESSEE STATE	7 p.m.
	20	Wed.	at Mt. St. Mary's	7:30 p.m.
	23	Sat.	at Chattanooga	2 p.m.
	30	Sat.	HIGH POINT	2 p.m.
Jan.	3	Wed.	at St. John's *	7:30 p.m.
	6	Sat.	VILLANOVA *	2 p.m.
	10	Wed.	MIAMI *	7 p.m.
	13	Sat.	at Georgetown *	2 p.m.
	17	Wed.	at Villanova *	7:30 p.m.
	20	Sat.	PROVIDENCE *	2 p.m.
	27	Sat.	ST. JOHN'S *	Noon
	31	Wed.	at Boston College *	7:30 p.m.
Feb.	3	Sat.	at Connecticut *	8 p.m.
	6	Tue.	at Miami *	7:30 p.m.
	10	Sat.	BOSTON COLLEGE *	2 p.m.
	14	Wed.	WEST VIRGINIA *	7 p.m.
	17	Sat.	CONNECTICUT *	Noon
	20	Tue.	at Providence *	7:30 p.m.
	24	Sat.	NOTRE DAME *	2 p.m.
Mar.	3	Sat.	at Pittsburgh *	4 p.m.
	7-10	W-Sa.	BIG EAST Championship at Madison Square Garden, New York, N.Y.	

**Denotes BIG EAST Conference game
Home games in CAPS
Times subject to change*



Jon Smith



Drew Smith

