


VIRGINIA TECH

ACC
CHAMPION



Jim Davis



Jared Mazzetta




Eric Green



Bryan Randall




JANUARY 3, 2005
LOUISIANA SUPERDOME
NEW ORLEANS, LA.



Coach Frank Beamer

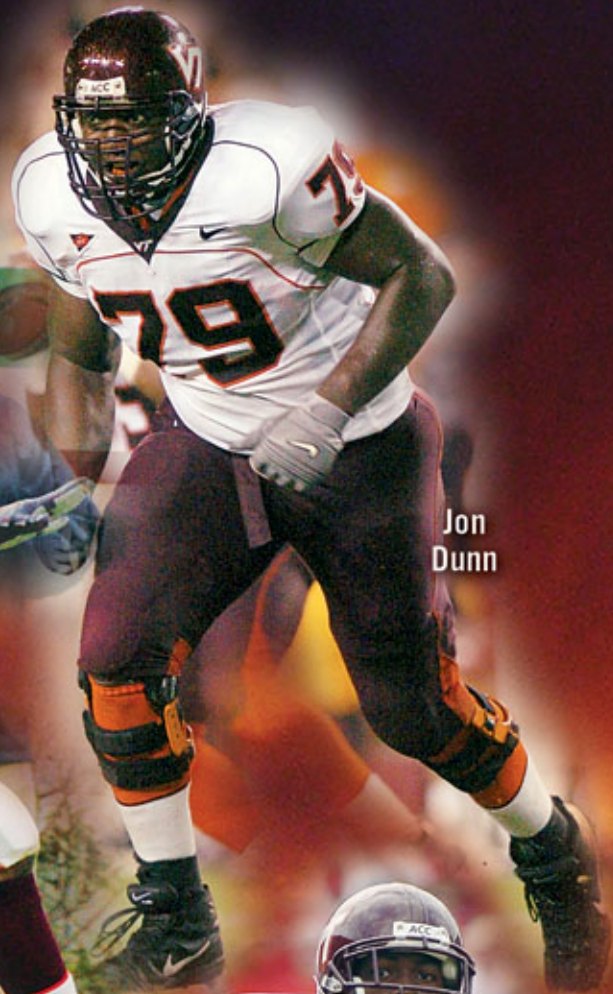




Mike Imoh



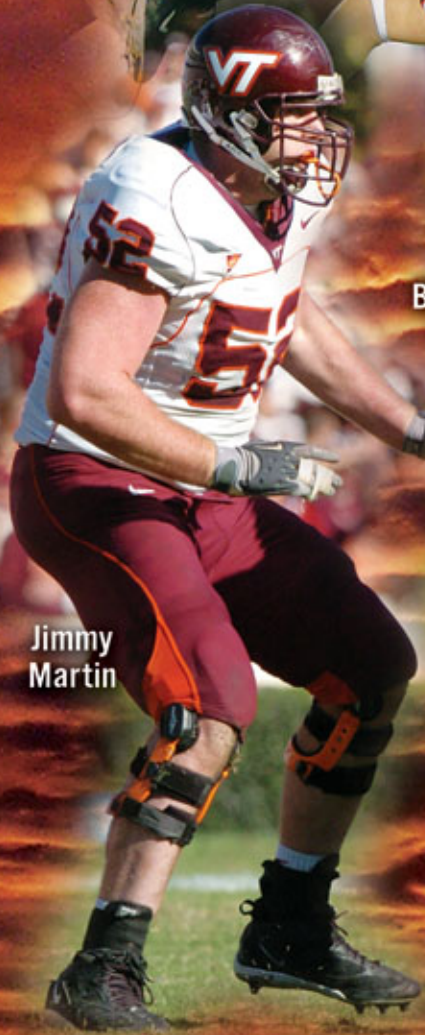
Josh Hyman



Jon Dunn



Brandon Pace



Jimmy Martin




Jeff King




Eddie Royal

VIRGINIA TECH



The 2005 Nokia Sugar Bowl marks the 12th straight bowl game for the Hokies, who won the ACC Championship their first year in the league



Quick Facts

Location: Blacksburg, Virginia
Enrollment: 28,000
President: Charles W. Steger
Director of Athletics: Jim Weaver
Head Football Coach: Frank Beamer (Virginia Tech, '69)
Hokies' 2004 Football Record: 10-2 overall; 7-1 ACC
Beamer's Overall Record: 177-99-4 (24 years)
Beamer's Record at Tech: 135-76-2 (18 years)
Faculty Chairman of Athletics: Dr. Larry Killough
Conference: Atlantic Coast Conference
Nickname: Hokies, Fighting Gobblers
Colors: Chicago maroon and burnt orange
Sports Information Director: Dave Smith (540) 231-6726
Sports Information Fax: (540) 231-6984
Tech Athletics on the Internet: www.hokiesports.com

2005 Sugar Bowl Guide Credits

Editors: Dave Smith, Bryan Johnston
Design: Anne Panella, Dave Knachel
Contributors: Larry Hincker, Laura Culbertson, Brent C. Hager, John Holinka
Most of the images in this guide were taken by Assistant SID David Knachel. Covers were designed by Knachel. Lee Coleman, Woody Veasey and Tony D'Antonio also contributed images.

Printed by University Printing Services;
Publication No.: VT/0825/1204/2M/251487

CONTENTS

Media Information	2, 3
Bowl Practice Schedule	2
Bowl Headquarters/Directory	3

2004 Season

Overview	4-6
All-Star Hokies	7
Game-by-Game Review	56-67
Final Statistics	68, 69
Season Superlatives.....	70

Atlantic Coast Conference

Standings and Honors.....	71
Statistics and Rankings.....	72, 73
Virginia Tech in the ACC.....	80

Football Staff

Coach Frank Beamer	32-35
Assistant Coaches	38-50
Associate AD John Ballein	51
Support Personnel.....	52

The Players

Roster, Pronunciation Guide.....	8
Two-Deep Lineups, Rosters	9
Profile Updates	10-31

Records and History

BeamerBall	36, 37
Tech's Bowl History	74, 75
Bowl Superlatives & Records	76, 77
Tech's Career Leaders	78
Longest Plays/Last Time.....	79

The University

This Is Virginia Tech	53
President Charles Steger.....	54
AD Jim Weaver, Administrators.....	55

Media Information

VIRGINIA TECH TRAVEL PLANS

The Virginia Tech football team and official travel party will travel by charter jet and will arrive in New Orleans at approximately 10:15 a.m. (CST), on Tuesday, Dec. 28. While in New Orleans, the Hokies will be headquartered at the Marriott and will practice at Tulane University. The team will return home Jan. 4.

Virginia Tech Sports Information staff in attendance will be Dave Smith, sports information director, Anne Panella, associate sports information director, Bryan Johnston, assistant sports information director and David Knachel, assistant sports information director.

For information regarding Coach Frank Beamer, contact Smith. Requests involving players should be directed to Johnston. To have images from the bowl week or the past season emailed, contact Knachel in New Orleans or email him at dknachel@vt.edu.



The Hokies arrive in New Orleans for the 2000 Sugar Bowl. The 2005 game will mark Tech's third appearance in the Sugar Bowl.

SUGAR BOWL PRACTICE PROCEDURES

Coach Frank Beamer will be available to the media at the beginning of practice at the practice site. Once dressed, Tech players will be available for an interview period prior to each practice except the practice on Jan 2. All times listed are CST.

Media members are encouraged to arrive at the practice field early as the schedule may fluctuate. The first three periods of practice (approximately 30 minutes) will be open to the media, including still photographers and videographers. Media members must remain on the sidelines once practice begins. Following the first three periods, practice will be closed.

Members of the Tech team will not be available for interviews at the team hotel.

PRACTICE SCHEDULE

*Tulane University**

Wednesday, December 29

Team arrives 11:20 a.m.
Player interviews appx. noon
Practice begins 12:15 p.m.

Thursday, December 30

Team arrives 11:20 a.m.
Player interviews appx. noon
Practice begins 12:15 p.m.

Friday, December 31

Team arrives 11:20 a.m.
Player interviews appx. noon
Practice begins 12:15 p.m.

Saturday, January 1

Team arrives 11:20 a.m.
Player interviews appx. noon
Practice begins 12:15 p.m.

Sunday, January 2

Walk-through at Superdome
Time TBA
No interviews at this practice.

**Alternate site for inclement weather is to be determined. Check with the Virginia Tech SID for updates.*



VIRGINIA TECH SPORTS INFORMATION STAFF



Dave Smith
Sports Information
Director



Anne Panella
Associate SID



Bryan Johnston
Assistant SID




Dave Knachel
Assistant SID



Bill Dyer
Assistant SID



Torye Hurst
Assistant SID



Donna Smith
Secretary

2005 SUGAR BOWL DIRECTORY

BOWL HEADQUARTERS

VIRGINIA TECH HEADQUARTERS

New Orleans Marriott

555 Canal St.; New Orleans, LA 70130

Phone: (504) 581-1000 • Fax: (504) 523-6755

AUBURN HEADQUARTERS

Hilton Riverside

2 Poydras St.; New Orleans, LA 70130

Phone: (504) 561-0500 • Fax: (504) 568-1721

MEDIA HEADQUARTERS

Hyatt Regency

500 Poydras Plaza; New Orleans, LA 70112

Phone: (504) 561-1234 • Fax: (504) 587-4141

VIRGINIA TECH PRACTICE SITE

Tulane University's Westfeldt Practice Facility

Ben Weiner Dr.; New Orleans, LA 70118

AUBURN PRACTICE SITE

Louisiana Superdome

Sugar Bowl Dr.; New Orleans, LA 70112

KEY PHONE NUMBERS

Greg Blackwell

Director of Media Relations, Sugar Bowl

PR Office: (504) 525-8573 • Fax: (504) 525-4867

Media Work Room: (504) 599-4805

Cellular: (504) 481-1379

Virginia Tech SID Dave Smith and the Sports Information Staff

New Orleans Marriott

Phone: (504) 581-1000 • Fax: (504) 523-6755

Virginia Tech SID Office (Blacksburg, Va.)

460 Jamerson Center; Blacksburg, VA 24061

Phone: (540) 231-6726 • Fax: (540) 231-6984

Web: www.hokiesports.com

Auburn SID Meredith Jenkins and the Sports Information Staff

Hilton Riverside; New Orleans, LA 70130

Phone: (504) 561-0500 • Fax: (504) 568-1721

Auburn SID Office (Auburn, Ala.)

Beard-Eaves Memorial Coliseum Corner of Roosevelt & Donahue
Auburn, AL 36381

Phone: (334) 844-9800 • Fax: (334) 844-9708

Web: www.auburntigers.com



Coach Beamer speaks to the media prior to the 2000 Nokia Sugar Bowl.

SUGAR BOWL MEDIA SCHEDULE

(as of 12/10/04) times and names may change

December 28, 2004

Media headquarters opens – 1 p.m. (CST)

Credential Pickup

December 29, 2004

Formal Press Conference @ Hyatt

Head Coach Frank Beamer, 10:45 a.m.

December 30, 2004

Formal Press Conference @ Hyatt

Defensive Coordinator Bud Foster and five defensive players:*

Mikal Baaqee, Jim Davis, Vincent Fuller, Eric Green and Darryl Tapp.

10:45-11:15 a.m.

December 31, 2004

Formal Press Conference @ Hyatt

Offensive Coordinator Bryan Stinespring and five offensive players:*

Jon Dunn, Cedric Humes, Jeff King, Bryan Randall and Eddie Royal.

10:45-11:15 a.m.

January 1, 2005

Formal Press Conference @ Hyatt

Selected players:* Noland Burchette, Vinnie Burns, Mike Imoh,

Will Montgomery and Brandon Pace.

10:45-11:15 a.m.

January 2, 2005

Formal Press Conference @ Hyatt

Both Coaches/Photo Opportunity with Sugar Bowl Trophy

Format – Auburn Coach Tommy Tuberville, then photo opportunity

with trophy with both coaches, followed by Virginia Tech Coach

Frank Beamer.

Photo-op, 10:30 a.m.; Beamer, 10:40-11 a.m.

January 3, 2005

71st NOKIA SUGAR BOWL – 7 p.m. (CST)

Media Entrance opens at 4 p.m. (CST)

Post Game Media Meal to follow @ Hyatt Regency

January 4, 2005

Winning Coach & Miller-Digby Award Winner (Most Outstanding Player)

Time – TBA

*players attending press conferences will not be available to the media at that day's practice.



A large media contingent interviews Virginia Tech players at a press conference in New Orleans prior to the 2000 Nokia Sugar Bowl.

2004 ACC CHAMPION

2004 Season in Review

Hokies Unite for Championship Season

The Virginia Tech football team entered the 2004 season looking to recapture the blue collar work ethic that had gotten it to the top of college football. The end to the 2003 season had left a bitter taste in the mouths of the 19 seniors set to play their final season in Chicago maroon and burnt orange. During spring conditioning, a wave of change came over the team spurred by the seniors. The goal was to rekindle the fire of the goal by bringing it together.

The mission was simple: to unite the Hokies into an unselfish and disciplined unit, and guide the team through its inaugural season in the Atlantic Coast Conference. The proud Hokies had hopes of a league title and a trip to a Bowl Championship Series postseason game.

The task would be a tough one, as the Hokies were picked to finish sixth in the ACC preseason media poll and were missing from the preseason Associated Press poll for the first time in six years. To add to the challenge, the Hokies would face preseason No. 1 Southern California in the Black Coaches Association Classic to open the college football season.

The senior class and head coach Frank Beamer's staff felt this team still had something special. Led by quarterback Bryan Randall on offense and lineman Jim Davis on defense, the team had all the makings of a classic Hokie squad. And if the leadership could overcome the losses of running back Kevin Jones, defensive back DeAngelo Hall and center Jake Grove to the professional ranks, their chances for success appeared good.

The first game would be a rough one, as the Hokies entered their opener at FedEx Field in Landover, Md., home of the NFL's Washington Redskins, as underdogs to the top-ranked Trojans. USC withstood a spirited effort from the Hokies to notch a hard-fought 24-13 win over Tech. The game was played in front of more than 91,000 fans, the largest crowd to ever watch the Hokies.



ACC Commissioner John Swofford tosses the coin before Virginia Tech's first Atlantic Coast Conference football game.

The same USC team that had to rally to beat the scrappy Hokies will now play in the BCS National Championship against Oklahoma.

Tech stayed in the game and actually led for a large portion of it until USC scored late in the third quarter to take a lead it would never relinquish. Randall provided most of the offense for the Hokies in this one. He completed 14-of-24 passes for 153 yards, with one touchdown, and rushed for 82 yards.

After a week off to refocus, the Hokies were eager to return to the confines of familiar Lane Stadium/Worsham Field for a match-up with the Broncos of Western Michigan. Tech would dominate the Broncos in all phases of the game on the way to a 63-0 victory.

The Hokies pounced early in this game and were never challenged. Promising freshman Eddie Royal showed a glimpse of things to come with an 11-yard touchdown run in the first quarter to open the scoring. Royal took a reverse pitch from Randall and streaked around the right side for his first collegiate score. He would add a touchdown reception later in the game.

The Broncos had a couple of scoring opportunities in the first half but could not convert. Trailing the Hokies 21-0, WMU drove 79 yards to the Tech 5-yard line

before being forced to attempt a field goal. Tech's Jim Davis broke through and deflected the attempt.

Defensive lineman Jason Lallis also made the highlight reel in a bizarre play when Western Michigan quarterback Ryan Cubit threw a pass that was deflected and landed in the arms of offensive guard Mark Ottney. Ottney tried to advance up the field, but Lallis stripped him of the ball and strolled into the end zone from 28 yards away.

Tech and the Hokie faithful had waited over 50 years for their next game: their first as a member of the ACC against the Blue Devils of Duke. Despite the threat of rain and cold weather in the wake of Hurricane Ivan, Virginia Tech's tilt with Duke on Sept. 18 had the feel of one big party. The Hokies celebrated with 65,115 of their closest friends and some fireworks in a 41-17 victory over the Blue Devils.

The biggest crowd-pleaser of the day came in the second quarter with the Hokies holding a 10-7 lead and five minutes remaining in the half. Tech's defense had just held Duke to its third straight three-and-out series and took over at the Blue Devil 34 after Duke's punt. On first down, Randall pitched the ball to receiver Richard Johnson

on a reverse. Johnson, a former high school quarterback, looked downfield and lofted a perfect pass to freshman Josh Hyman in the end zone. Hyman got behind his man and made a leaping catch for the score.

With the momentum recaptured after a tough loss to the Trojans, the Hokies were riding a two-game winning streak entering a match-up with the Wolfpack of North Carolina State and its top-ranked defensive unit.

A series of special team letdowns and Brandon Pace's missed 43-yard field goal as time expired, left Tech behind 17-16 at the end of the game. The Hokies began their last drive at their own 5-yard line with no timeouts and 2:44 left on the clock. Tech was able to move 69 yards in 10 plays, converting a crucial 4th-and-3 along the way. With three seconds left on the clock, the field goal unit took the field. The snap and hold were fine, but the kick floated just inches to the right of the post. The tough loss gave the Hokie faithful a glimpse of how difficult the new ACC schedule would be every week.

N.C. State came into the game as the nation's top-rated defense and showed it against the Hokies. The Wolfpack registered 10 sacks, taking 78 yards away from Tech in the process.

After the difficult loss to the Wolfpack, Beamer rallied the troops for the Black Diamond Trophy game against neighboring rival West Virginia. Last season's 28-7 loss at Morgantown festered with the Hokies all year and the seniors had marked the game as a must-win in order for the season to be successful. It would be one of the most physical games the Hokies would play all season, but in the end, the No. 6-ranked Mountaineers would fall, as would their national title hopes, 19-13.

The tight contest was not decided until WVU's final drive. Starting at their own 11 with 41 seconds on the clock, the Mountaineers completed a 33-yard pass to their 44 and got 15 yards added on thanks to a penalty. But just moments later, WVU quarterback Rasheed Marshall was intercepted by Tech's Vincent Fuller to end the threat and the game.

Defense was the name of the game throughout as the two rivals squared off. The Hokies held the Mountaineers to three-and-out on each of their first four possessions. On the fourth of those, the Mountaineers opted to go for it on fourth-and-one from the Tech 46. WVU tailback Kay-Jay Harris took

the hand off and was drilled by Fuller. Fuller's hit jarred the ball loose and linebacker Mikal Baaqee recovered.

Tech's lone touchdown came when Davis blocked a field goal and Fuller picked up the loose ball and sprinted 74 yards for the score. Tailback Mike Imoh was the sparkplug for Tech, getting the first start of his career and finishing with 115 yards rushing on 30 carries.

The junior running back was just hitting his stride, and carried the momentum of his first career 100-yard rushing game into the Hokies' match-up with the Demon Deacons of Wake Forest. His 7-yard touchdown run with 2:10 left in that game, followed by the Hokies' goal line stand in the final seconds, enabled Virginia Tech to escape with a 17-10 victory over Wake Forest at Groves Stadium in Winston-Salem, N.C.

The Hokies led the game 10-7 going into the fourth quarter, but Wake Forest kicker Ryan Plackemeier tied the game with a 20-yard field goal with 6:15 left. After that, Tech's offense put together its best drive of the second half, led by Randall. The senior hit tight end Jeff King for



Eddie Royal's 80-yard TD reception against Georgia Tech was the Hokies' longest play of the season and one of the biggest as well.

a 24-yard gain to the Tech 48. He then ran the ball on three of the Hokies' next five plays, getting Tech to the Wake Forest 11 on a 21-yard run off a quarterback draw. Imoh ran for four yards on the next play, and then scored to end the drive. His 7-yard touchdown run pushed him to the 100-yard mark for the second consecutive week.

The Hokies were beginning to find chemistry on offense, and stalwart Randall had a big game, throwing for four touchdowns, in a 62-0 win over the Florida A&M Rattlers on Oct. 16. Nine different Hokies scored as a sold out Homecoming crowd of 65,115 braved the 38-mph winds to watch the Hokies improve to 5-2 on the year.

Randall completed 9-of-14 for 115 yards before being lifted late in the second quarter with the Hokies up 41-0. He completed touchdown passes to David Clowney, King, Hyman and Jesse Allen before taking a seat so that backup quarterback Sean Glennon could get some work.

Next, Tech traveled to Atlanta, Ga., to face the Yellow Jackets of Georgia Tech in an ESPN Thursday night game that would not be a pleaser for the home crowd. The Hokies scored 22 points in the final six minutes of the game to rally from a 14-0 deficit and stun the other Tech, 34-20.

The 25 points in the fourth quarter marked the most fourth-quarter points ever scored by a Beamer team, surpassing the 23 points the Hokies scored against Miami in the fourth quarter in 1999. The comeback was Tech's first fourth-quarter comeback since 2000 when then-reserve quarterback Dave Meyer rallied the Hokies from a 34-27 deficit to a 37-34 win over Pittsburgh.

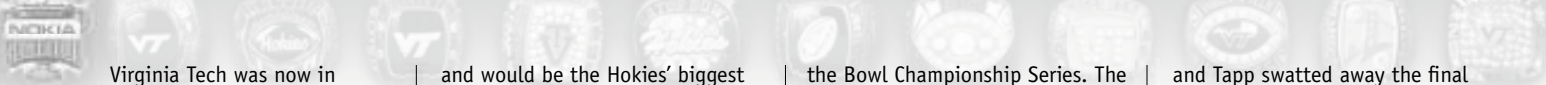
Georgia Tech took a 20-12 lead with 5:28 left in the game thanks to a 34-yard field goal by kicker Travis Bell. That lead was short-lived as the Hokies' offense finally got the spark it needed on its ensuing possession. On first-and-10 from the 20, Bryan Randall tossed a pass to Eddie Royal and the rookie cut across the field, sprinting 80 yards for the touchdown, marking the season's longest play by the offense. The Hokies tied the game when Randall found Richard Johnson all alone in the end zone for a two-point conversion.

Tech's defense forced Georgia Tech to go three-and-out on the Yellow Jackets' next possession, and the Hokies wasted little time in scoring again. On the third play of the drive, Randall read a Georgia Tech blitz and found a wide-open Josh Morgan, who went 51 yards for what turned out to be the game-winning touchdown.



Vincent Fuller raced 74 yards for a touchdown return of a blocked field goal in Tech's 19-13 victory over West Virginia.

2004 ACC CHAMPION



Virginia Tech was now in serious contention for an ACC title, but would have to finish the season with four tough opponents, three nationally-ranked foes and unranked North Carolina, which was fresh off an upset of then No. 4-ranked Miami.

Big games, however, were bringing out the best in the Hokies. At UNC, it was Jim Davis who made the play of the game when the Hokies needed it most. His critical quarterback sack late in the fourth quarter forced North Carolina to attempt a 54-yard field goal that fell short, allowing the Hokies to escape with a 27-24 victory at Kenan Stadium in Chapel Hill, N.C.

The victory, the Hokies fifth straight since the loss to N.C. State, made Tech bowl eligible with a 7-2 overall record on the season. The Hokies also moved to 4-1 in the ACC and were tied for first place in the league standings.

Tech's stats against the Tar Heels were highlighted by tailback Mike Imoh's record-breaking performance. The 5-7, 196-pounder from Fairfax, Va., finished with a school record 243 yards on 32 carries and scored two touchdowns. He also caught one pass for three yards and returned three kickoffs for 48 yards, accounting for 287 all-purpose yards.

With the offense and defense clicking on all cylinders as the Hokies got a week off to prepare for the final three games of the season against conference foes, Maryland, Virginia and Miami.

The Terrapins of Maryland took the brunt of a rested and hungry Tech defensive unit that forced four first-half turnovers, allowing the Hokies to score early and often. Tech rolled to a 55-6 victory in another Thursday night ESPN game, this time at Lane Stadium/Worsham Field.

Tech's defense contributed four interceptions and a fumble recovery while holding the Terps to 197 yards of total offense. Meanwhile, Randall threw for two touchdowns and ran for another.

The win set up a game with the Virginia Cavaliers for more than just in-state bragging rights. It was also for a guaranteed share of the ACC Championship. The Cavaliers had been highly touted all year,

and would be the Hokies' biggest challenge of the season since facing No. 1-ranked Trojans.

It was the Hokies who kept their ACC hopes alive with a 24-10 victory over the Cavaliers in Blacksburg. Tech's defense dominated for most of the game and the offense finally came around in the second half as the Hokies improved to 9-2 and 6-1 in front of 65,115 fans.

As expected, the game was tight, with the teams playing to a scoreless tie in the first half. Virginia finally broke through with a 32-yard touchdown pass in the third quarter. After a field goal by Pace, Tech held Virginia to three-and-out on its next possession. The Hokies took advantage of a 27-yard punt and started at the Virginia 45-yard line. On the first play, Randall found Hyman streaking down the left sideline and hit him in stride for the 45-yard touchdown, giving the Hokies a 10-7 lead.

Tied at 10, the Hokies went ahead for good in the fourth quarter when Randall hooked up with Hyman again, this time for a 32-yard score. Tailback Cedric Humes sealed the victory with a 37-yard TD run with 5:08 remaining.

Randall completed 16-of-22 passes and finished with an even 200 yards passing. He surpassed Don Strock as Tech's all-time leading passer with a 12-yard completion to Jeff King in the fourth quarter.

Riding a seven-game winning streak, the Hokies traveled to Miami to face a talented and speedy Hurricane squad that had its sites set on a share of the conference crown and a trip to a BCS Bowl. Despite the fact that UM had suffered two unexpected losses, the Hokies never dismissed the challenge they were facing.

Miami remembered a 31-7 loss at the hands of the Hokies last season. This 'Canes team was looking for revenge, but they were left empty handed. Thanks to a dominating defensive performance and a couple of touchdown passes by Randall, Virginia Tech completed its first trip through the ACC by knocking off No. 9 Miami 16-10 to claim the conference championship and earn the league's automatic berth into

the Bowl Championship Series. The win gave the Hokies a 10-2 overall record and 7-1 conference mark.

Tech took the lead for good in the fourth quarter and then used its defense to slam the door on the Hurricanes. Early in the fourth, Royal returned a punt 18 yards to the Miami 39-yard line, giving the Hokies terrific field position. On the next play, Randall hit Royal slanting across the middle and the shifty freshman found his way to the end zone for the deciding touchdown.

Miami's last hopes were dashed by the signature series for Tech's defense. The Hurricanes took over at their own 12-yard line for what would be their final drive with 1:14 to go. Miami quarterback Brock Berlin completed an 8-yard pass to Sinorice Moss on first down, but Tech's Davis batted down Berlin's next two passes

and Tapp swatted away the final attempt to seal the Hurricanes' fate. Randall took a knee twice as the Hokies ran out the final 57 seconds.

Tech got a huge game from Humes. The redshirt junior took over for Imoh early in the game and rushed for 110 yards on 27 carries to help give the Hokies a 297-190 edge in total offense.

Beamer has called the season "special" on many occasions and the players have given credit to "team chemistry" too many times to count. Those descriptions will be put to the test one more time as the Hokies prepare to play undefeated and third-ranked Auburn in the 2005 Nokia Sugar Bowl Classic in New Orleans, La. The lunch pail work ethic has been restored and this team, with leadership from its seniors, has truly become a team united.



Jim Davis and his defensive teammates slammed the door on the 'Canes down the stretch as the Hokies beat Miami 16-10 to win the ACC Championship outright.

All-Star Hokies

Honors as of 12/10/04

Xavier Adibi

All-ACC Defensive Freshman Team by *The Sporting News*

Frank Beamer

SI.com National Coach of the Year
ACSMA/AP ACC Coach of the Year

Jim Davis

ACSMA/AP Second-Team All-ACC Defensive Lineman

Jon Dunn

ACSMA/AP Second-Team All-ACC Offensive Lineman

Chris Ellis

Third-team Freshman All-American by *The Sporting News*
All-ACC Defensive Freshman Team by *The Sporting News*

Vincent Fuller

ACSMA/AP Honorable Mention All-ACC Defensive Back

Vince Hall

Third-team Freshman All-American by *The Sporting News*
ACC Defensive Freshman of the Year by *The Sporting News*
All-ACC Defensive Freshman Team by *The Sporting News*

Josh Hyman

All-ACC Offensive Freshman Team by *The Sporting News*

Jeff King

ACSMA/AP Second-Team All-ACC Tight End

Jonathan Lewis

ACSMA/AP Honorable Mention All-ACC Defensive Lineman

Jimmy Martin

ACSMA/AP Honorable Mention All-ACC Offensive Tackle
All-ACC First Team by Rivals.com

Roland Minor

All-ACC Defensive Freshman Team by *The Sporting News*

Will Montgomery

ACSMA/AP Honorable Mention All-ACC Center

Brandon Pace

ACSMA/AP First-Team All-ACC Kicker

Bryan Randall

ACC Player of the Year
ACC Offensive Player of the Year
ACSMA/AP First-Team All-ACC Quarterback
Dudley Award Winner (state's top player)
All-ACC First Team by Rivals.com

Eddie Royal

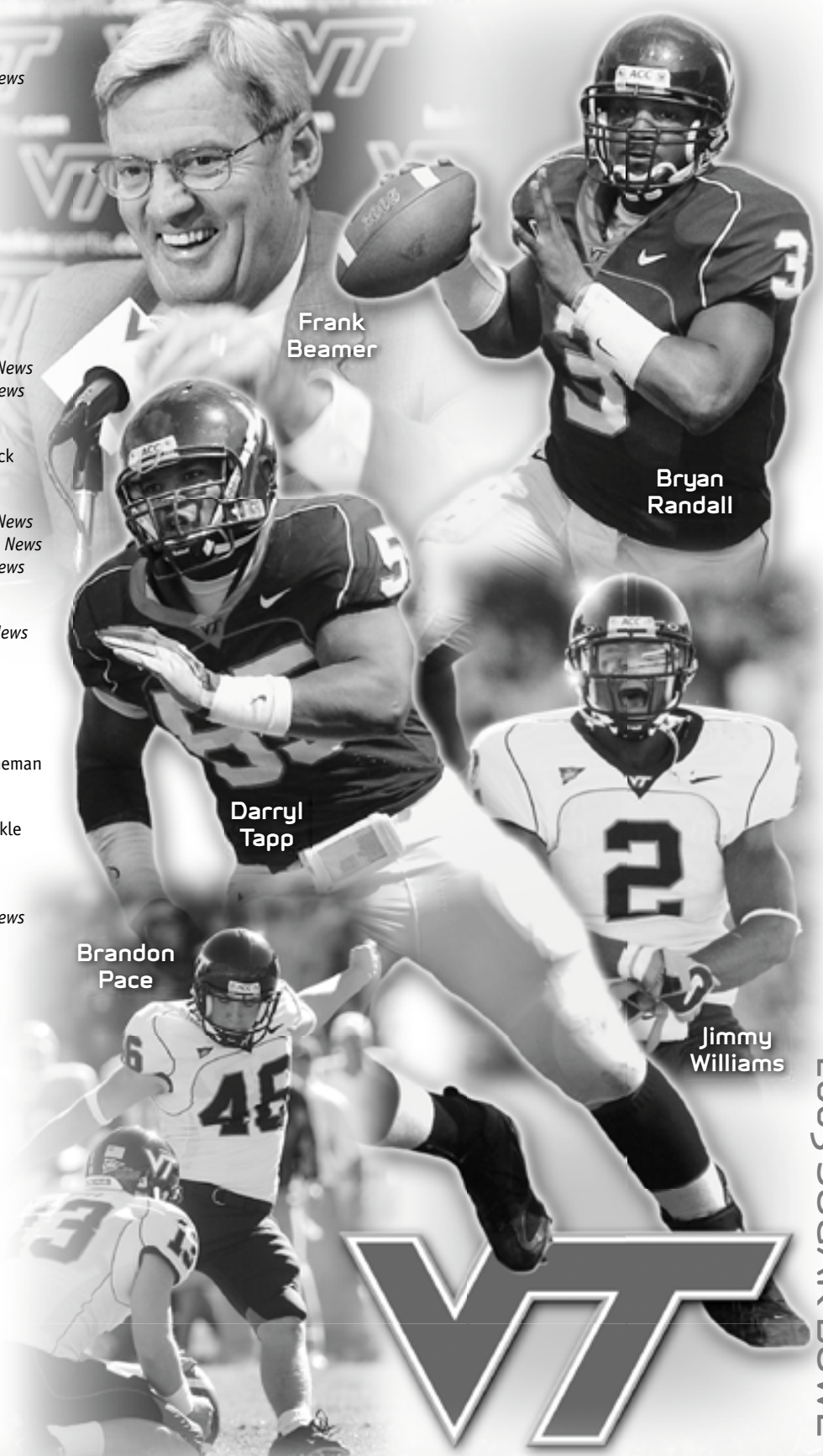
Second-Team All-America Utility Man by Rivals.com

Darryl Tapp

ACSMA/AP First-Team All-ACC Defensive Lineman
All-ACC First Team by Rivals.com

Jimmy Williams

SI.com Second-Team All-American
ACSMA/AP First-Team All-ACC Defensive Back
All-ACC First Team by Rivals.com



Frank Beamer

Bryan Randall

Darryl Tapp

Brandon Pace

Jimmy Williams

2004 ACC CHAMPION

2005 SUGAR BOWL

Virginia Tech Roster



- 11 **Xavier ADIBI*** **LB, 6-2, 222, r-Fr.**
Hampton, Va., Phoebus, Bill Dee
- 37 **Jesse ALLEN*** **FB, 6-0, 235, r-So.**
Monson, Mass., Pathfinder Regional, Chris Pope
- 42 **James ANDERSON***** **LB, 6-3, 224, r-Jr.**
Chesapeake, Va., Deep Creek, David Cox
- 45 **Mikal BAAQEE****** **LB, 5-10, 224, r-Sr.**
Columbia, Md., DeMatha, Bill McGregor
- 34 **George BELL** **TB, 5-10, 225, Fr.**
Fayetteville, N.C., Jack Britt, Richard Bailey
- 59 **Barry BOOKER** **DT, 6-4, 284, r-Fr.**
Amherst, Va., Amherst, Scott Abell
- 89 **Duane BROWN*** **TE, 6-5, 272, r-Fr.**
Richmond, Va., Hermitage, Patrick Kane
- 96 **Noland BURCHETTE**** **DE, 6-2, 251, r-So.**
Richmond, Va., Highland Springs, Scott Burton
- 38 **Vinnie BURNS****** **P, 5-11, 194, r-Sr.**
New Orleans, La., St. Augustine, Anthony Biagas
- 61 **Reggie BUTLER**** **OT, 6-6, 344, Jr.**
Keswick, Va., Monticello, Brud Bicknell
- 44 **John CANDELAS** **TB, 6-0, 220, Jr.**
Blacksburg, Va., Blacksburg, Dave Crist
- 57 **Tripp CARROLL*** **C, 6-3, 298, r-Fr.**
Charlotte, N.C., Andrew Jackson (Fla.), Gil Carroll
- 21 **Chris CEASAR** **CB, 5-11, 175, r-So.**
Delray Beach, Fla., Spanish River, Bill Bretherick
- 16 **Chris CLIFTON**** **SE, 6-4, 207, r-Jr.**
Chesapeake, Va., Deep Creek, David Cox
- 87 **David CLOWNEY**** **FL, 6-1, 171, So.**
Delray Beach, Fla., Atlantic, Chris Bean
- 62 **Travis CONWAY**** **DS, 6-5, 256, r-Sr.**
Richmond, Va., J.R. Tucker, Rusty Curle
- 33 **Chad COOPER****** **LB, 6-1, 198, r-Sr.**
Herndon, Va., Oakton, Pete Bendorf
- 31 **Mike DANIELS****** **FS, 6-0, 204, r-Sr.**
Fairfax, Va., Fairfax, Tom Verbanic
- 95 **Jim DAVIS@****** **DT/DE, 6-4, 265, r-Sr.**
Highland Springs, Va., Highland Springs, Randy Stokes
- 98 **Jared DEVELLI*** **PK, 6-2, 205, Fr.**
Sterling, Va., Park View, Charlie Pierce
- 83 **Jud DUNLEVY** **PK, 5-10, 184, r-Fr.**
Roanoke Rapids, N.C., Roanoke Rapids, Tim Bennett
- 79 **Jon DUNN****** **OT, 6-7, 331, r-Sr.**
Virginia Beach, Va., Tallwood, Thad Harold
- 49 **Chris ELLIS*** **DE, 6-4, 251, r-Fr.**
Hampton, Va., Bethel, Tracy Parker
- 92 **Andrew FLECK** **TE, 6-3, 263, r-So.**
Edmond, Okla., Santa Fe, Brian Kelly
- 18 **Brandon FLOWERS†** **CB, 5-10, 177, Fr.**
Delray Beach, Fla., Atlantic, Chris Bean
- 74 **Brandon FRYE** **OT, 6-4, 290, r-So.**
Myrtle Beach, S.C., Myrtle Beach, Scott Early
- 8 **Vincent FULLER****** **FS, 6-1, 187, r-Sr.**
Baltimore, Md., Woodlawn, Reggie White
- 7 **Sean GLENNON*** **QB, 6-3, 200, Fr.**
Centreville, Va., Westfield, Tom Verbanic
- 13 **Lance GOFF*** **QB, 5-11, 202, r-Sr.**
Wytheville, Va., George Wythe, Larry Russell
- 28 **Corey GORDON†*** **FS, 6-2, 212, r-Fr.**
Gainesville, Fla., Gainesville, Rick Swain
- 77 **Brandon GORE**** **OG, 6-5, 353, r-So.**
Warrenton, Va., Liberty, Joe Trabucco
- 1 **Eric GREEN****** **CB, 6-0, 198, r-Sr.**
Clewiston, Fla., Clewiston, Al Morrell
- 22 **James GRIFFIN†**** **ROV, 6-1, 193, Sr.**
Memphis, Tenn., East, Wayne Randall
- 9 **Vince HALL*** **LB, 6-0, 240, r-Fr.**
Chesapeake, Va., Western Branch, Lew Johnston
- 27 **Justin HAMILTON***** **TB, 6-3, 222, r-Jr.**
Clintwood, Va., Clintwood, Bob Meade

- 81 **Justin HARPER†*** **FL, 6-3, 203, Fr.**
Catawba, N.C., Bandys, Randy Lowman
- 26 **Ryan HASH*** **CB, 5-9, 176, r-So.**
Springfield, Va., Robert E. Lee, Jerry Pannoni
- 82 **Brenden HILL*** **FS, 6-1, 200, r-So.**
Newport News, Va., Warwick, Tommy Reamon
- 14 **Cory HOLT†** **QB, 6-4, 220, Fr.**
Lexington, N.C., Lexington, Billy Hunt
- 32 **Cedric HUMES***** **TB, 6-1, 231, r-Jr.**
Virginia Beach, Va., Princess Anne, Jeff Balance
- 19 **Josh HYMAN@*** **SE, 5-11, 188, r-Fr.**
Chesapeake, Va., Deep Creek, David Cox
- 20 **Mike IMOH**** **TB, 5-7, 197, Jr.**
Fairfax, Va., Robinson, Mark Bendorf
- 12 **Richard JOHNSON****** **FL, 5-10, 194, r-Sr.**
Baltimore, Md., Milford Mill Academy, Reggie Brooks
- 90 **Jeff KING***** **TE, 6-5, 263, r-Jr.**
Pulaski, Va., Pulaski County, Joel Hicks
- 43 **John KINZER*** **FB, 6-2, 252, r-Fr.**
Fairfax, Va., Robinson, Mark Bendorf
- 91 **Jason LALLIS****** **DT, 6-0, 264, r-Sr.**
Mitchellville, Md., DeMatha, Bill McGregor
- 53 **Nick LEESON*** **DS, 6-1, 245, r-So.**
Abingdon, Va., Abingdon, Scott Allen
- 56 **Jonathan LEWIS***** **DT, 6-1, 289, Jr.**
Richmond, Va., Varina, Gary Chilcoat
- 70 **Kevin LEWIS****** **DT, 6-1, 282, r-Sr.**
Richmond, Va., Varina, Ed Bulheller
- 35 **Stevie Ray LLOYD*** **LB, 5-11, 232, r-Fr.**
Lynchburg, Va., Jefferson Forest, Terry Smith
- 88 **Michael MALONE*** **SE, 6-4, 211, r-So.**
Friendswood, Texas, Friendswood, Steve Vanmeter
- 48 **Brandon MANNING+****** **LB, 6-0, 213, r-Sr.**
Harrisburg, Pa., Central Dauphin, George Champ
- 67 **Nick MARSHPAN** **OT, 6-5, 334, Fr.**
Harrisonburg, Va., Turner Ashby, Joe Taylor
- 52 **Jimmy MARTIN@**** **OT, 6-5, 299, Jr.**
Chantilly, Va., Chantilly, Bob Herb
- 85 **Jared MAZZETTA****** **TE, 6-4, 265, r-Sr.**
Flemington, N.J., Hunterdon Central, Jim Meert
- 69 **Danny McGRATH** **C, 5-2, 283, r-So.**
Herndon, Va., Herndon, Tom Meier
- 29 **Brian McPHERSON** **CB, 5-10, 181, r-So.**
Madison Heights, Va., Amherst County, Mickey Crouch

- 76 **James MILLER****** **OG, 6-6, 312, Sr.**
Pompano Beach, Fla., Ft. Lauderdale, John Timmons
- 15 **Roland MINOR*** **CB, 6-0, 197, r-Fr.**
Washington, D.C., H.D. Woodson, Greg Fuller
- 66 **Will MONTGOMERY**** **C, 6-3, 300, r-Jr.**
Clifton, Va., Centreville, Mike Skinner
- 17 **Josh MORGAN@*** **SE, 6-1, 209, Fr.**
Washington, D.C., H.D. Woodson, Greg Fuller
- 72 **Jason MURPHY**** **OG, 6-2, 305, r-Jr.**
Baltimore, Md., Edmondson Westside, Pete Pompey
- 46 **Brandon PACE**** **PK, 5-10, 191, r-So.**
Virginia Beach, Va., Kellam, Chris Dewitt
- 50 **Mike PARHAM** **C, 6-0, 275, r-So.**
Petersburg, Va., Petersburg, Remus James
- 25 **D.J. PARKER†*** **CB, 5-11, 175, Fr.**
Hampton, Va., Phoebus, Bill Dee
- 80 **Robert PARKER*** **SE, 6-1, 213, r-So.**
Chesapeake, Va., Oscar Smith, Bill Lyons
- 99 **Carlton POWELL*** **DT, 6-2, 285, r-Fr.**
Chesapeake, Va., Great Bridge, Noble Palmer
- 97 **Cory PRICE** **CB, 5-11, 181, So.**
Blacksburg, Va., Blacksburg, Dave Crist
- 3 **Bryan RANDALL****** **QB, 6-0, 228, Sr.**
Williamsburg, Va., Bruton, Kyle Neve
- 75 **Kory ROBERTSON** **DT, 6-2, 318, r-Fr.**
Martinsville, Va., Magna Vista, Joe Beckelheimer
- 36 **Aaron ROUSE**** **LB, 6-3, 210, r-So.**
Virginia Beach, Va., First Colonial, Sam Scarborough
- 4 **Eddie ROYAL**** **FL, 5-10, 172, Fr.**
Herndon, Va., Westfield, Tom Verbanic
- 54 **Bob RUFF**** **DE, 6-1, 248, Sr.**
McMurray, Pa., Peters Township, Garry Cathell
- 71 **Tim SANDIDGE***** **DT, 6-1, 304, r-Jr.**
Madison Heights, Va., Amherst County, Mickey Crouch
- 23 **Nic SCHMITT** **P/PK, 6-1, 254, r-So.**
Salem, Va., Salem, Willis White
- 55 **Darryl TAPP***** **DE, 6-1, 265, Jr.**
Chesapeake, Va., Deep Creek, David Cox
- 41 **Jordan TROTT**** **DE, 6-4, 238, r-Jr.**
Torrance, Calif., Loyola, Steve Grady
- 30 **Cary WADE**** **ROV, 5-10, 182, r-So.**
Fairfax, Va., Robinson, Mark Bendorf
- 24 **D.J. WALTON*** **ROV, 5-10, 193, r-Jr.**
Woodbridge, Va., C.D. Hylton, Bill Brown
- 40 **Blake WARREN***** **LB, 6-3, 242, r-Jr.**
Clifton, Va., Centreville, Mike Skinner
- 47 **Brett WARREN*** **LB, 6-1, 225, Fr.**
Clifton, Va., Centreville, Mike Skinner
- 39 **Carlton WEATHERFORD** **FB, 5-9, 221, r-Fr.**
Danville, Va., Tunstall, Buddy Brown
- 2 **Jimmy WILLIAMS***** **CB, 6-3, 219, Jr.**
Hampton, Va., Bethel, Tracy Parker

Pronunciation

XAVIER ADIBI..... ZAY-vee-ur uh-DEE-bee
 MIKAL BAAQEE meh-KELL back-KEE
 Noland BURCHETTE..... bur-CHET
 John CANDELAS can-DELL-us
 Chris CEASAR..... CEE-zur
 Mike IMOH EEE-moh
 Jason LALLIS..... LAH-liss
 Jared MAZZETTA muh-ZEH-tah
 Tim SANDIDGE..... SAN-didge

* varsity letter
 † also attended Hargrave Military Academy (Va.)
 @ also attended Fork Union Military Academy (Va.)
 + attended the U.S. Air Force Academy Prep School
 ‡ also attended Pasadena City College (Calif.)

Tech vs. Auburn



1	Eric GREEN	CB
2	Jimmy WILLIAMS	CB
3	Bryan RANDALL	QB
4	Eddie ROYAL	FL
7	Sean GLENNON	QB
8	Vincent FULLER	FS
9	Vince HALL	LB
11	Xavier ADIBI	LB
12	Richard JOHNSON	FL
13	Lance GOFF	QB
14	Cory HOLT	QB
15	Roland MINOR	CB
16	Chris CLIFTON	SE
17	Josh MORGAN	SE
18	Brandon FLOWERS	CB
19	Josh HYMAN	SE
20	Mike IMOH	TB
21	Chris CEASAR	CB
22	James GRIFFIN	ROV
23	Nic SCHMITT	P/PK
24	D.J. WALTON	ROV
25	D.J. PARKER	CB
26	Ryan HASH	CB
27	Justin HAMILTON	TB
28	Corey GORDON	FS
29	Brian McPHERSON	CB
30	Cary WADE	ROV
31	Mike DANIELS	FS
32	Cedric HUMES	TB
33	Chad COOPER	LB
35	Stevie Ray LLOYD	LB
36	Aaron ROUSE	LB
37	Jesse ALLEN	FB
38	Vinnie BURNS	P
39	Carlton WEATHERFORD	FB
40	Blake WARREN	LB
41	Jordan TROTT	DE
42	James ANDERSON	LB
43	John KINZER	FB
44	John CANDELAS	TB
45	Mikal BAAQEE	LB
46	Brandon PACE	PK
47	Brett WARREN	LB
48	Brandon MANNING	LB
49	Chris ELLIS	DE
50	Mike PARHAM	C
52	Jimmy MARTIN	DT
53	Nick LEESON	OT
54	Bob RUFF	DE
55	Darryl TAPP	DE
56	Jonathan LEWIS	DT
57	Tripp CARROLL	OG
59	Barry BOOKER	DT
60	Chris BURNETT	DT
61	Reggie BUTLER	OT
62	Travis CONWAY	DS
63	Greg KEZMARSKY	DE
65	Mason BAGGETT	OT
66	Will MONTGOMERY	C
68	Zac LOWE	OG
69	Danny McGRATH	C
70	Kevin LEWIS	DT
71	Tim SANDIDGE	DT
72	Jason MURPHY	OG
74	Brandon FRYE	OT
75	Kory ROBERTSON	DT
76	James MILLER	OG
77	Brandon GORE	OG
79	Jon DUNN	OT
80	Robert PARKER	SE
81	Justin HARPER	FL
82	Brenden HILL	FS
83	Jud DUNLEVY	PK
85	Jared MAZZETTA	TE
86	Chad GRIMM	LB
87	David CLOWNEY	FL
88	Michael MALONE	SE
89	Duane BROWN	TE
90	Jeff KING	TE
91	Jason LALLIS	DE
92	Andrew FLECK	TE
93	John THIBODEAU	FL
94	Jake PATTEN	ROV
95	Jim DAVIS	DT/DE
96	Noland BURCHETTE	DE
97	Cory PRICE	CB
98	Jared DEVELLI	PK
99	Carlton POWELL	DT

When TECH Has the Ball

TECH OFFENSE (Multiple)	
SE	19 Josh Hyman (5-11, 188, r-Fr.) 17 Josh Morgan (6-1, 209, Fr.)
TE	90 Jeff King (6-5, 263, r-Jr.) 85 Jared Mazzetta (6-4, 265, r-Sr.)
LT	52 Jimmy Martin (6-5, 299, Jr.) 61 Reggie Butler (6-6, 344, Jr.)
LG	72 Jason Murphy (6-2, 305, r-Jr.) 61 Reggie Butler (6-6, 344, Jr.)
C	66 Will Montgomery (6-3, 300, r-Jr.) 69 Danny McGrath (6-2, 283, r-So.)
RG	76 James Miller (6-6, 312, Sr.) 50 Mike Parham (6-0, 275, r-So.)
RT	79 Jon Dunn (6-7, 331, r-Sr.) 74 Brandon Frye (6-4, 290, r-So.)
TB	20 Mike Imoh (5-7, 197, Jr.) OR 32 Cedric Humes (6-1, 231, r-Jr.)
FB	37 Jesse Allen (6-0, 235, r-So.) 43 John Kinzer (6-2, 252, r-Fr.)
QB	3 Bryan Randall (6-0, 228, Sr.) 7 Sean Glennon (6-3, 200, Fr.)
FL	4 Eddie Royal (5-10, 172, Fr.) 87 David Clowney (6-1, 171, So.)

AUBURN DEFENSE	
DE	98 Doug Langenfeld (6-3, 252, Sr.) 75 Stanley McClover (6-3, 255, r-Fr.)
NG	58 T.J. Jackson (6-1, 303, Jr.) 97 Josh Thompson (6-1, 296, r-Fr.)
DT	83 Jay Ratliff (6-5, 281, Sr.) 96 Wayne Dickens (6-1, 296, Jr.)
DE	94 Bret Eddins (6-5, 273, Sr.) 48 Marquies Gunn (6-4, 242, So.)
LB	40 Kevin Sears (6-4, 244, So.) 21 Karibi Dede (6-0, 215, So.)
LB	51 Travis Williams (6-1, 212, Jr.) 57 Mayo Sowell (6-2, 226, Sr.)
LB	29 Derrick Graves (6-1, 228, Sr.) 31 Antarrrious Williams (5-11, 210, Jr.)
S	4 Junior Rosegreen (6-0, 198, Sr.) 10 Donnay Young (6-0, 202, Sr.)
S	35 Will Herring (6-4, 222, So.) 33 Eric Brock (6-1, 205, r-Fr.)
CB	19 Montavis Pitts (6-3, 198, So.) 49 Kevin Hobbs (6-0, 192, Jr.)
CB	14 Carlos Rogers (6-1, 200, Sr.) 38 Zach Gilbert (5-10, 183, r-Fr.)

When AUBURN Has the Ball

TECH DEFENSE (4-3)	
DE	96 Noland Burchette (6-2, 251, r-So.) 49 Chris Ellis (6-4, 251, r-Fr.)
DT	95 Jim Davis (6-4, 265, r-Sr.) 99 Carlton Powell (6-2, 285, r-Fr.)
DT	56 Jonathan Lewis (6-1, 289, Jr.) 70 Kevin Lewis (6-1, 282, r-Sr.)
DE	55 Darryl Tapp (6-1, 265, Jr.) 91 Jason Lallis (6-0, 264, r-Sr.)
ILB	9 Vince Hall (6-0, 240, r-Fr.) 33 Chad Cooper (6-1, 198, r-Sr.)
ILB	45 Mikal Baaqee (5-10, 224, r-Sr.) 11 Xavier Adibi (6-2, 222, r-Fr.)
OLB	42 James Anderson (6-3, 224, r-Jr.) 36 Aaron Rouse (6-3, 210, r-So.)
ROV	22 James Griffin (6-1, 193, Sr.) 31 Mike Daniels (6-0, 204, r-Sr.)
BC	2 Jimmy Williams (6-3, 219, Jr.) 15 Roland Minor (6-0, 197, r-Fr.)
FS	8 Vincent Fuller (6-1, 187, r-Sr.) OR 31 Mike Daniels (6-0, 204, r-Sr.)
FC	1 Eric Green (6-0, 198, r-Sr.) 25 D.J. Parker (5-11, 175, Fr.)

AUBURN OFFENSE	
TB	24 Carnell Williams (5-11, 210, Sr.) 23 Ronnie Brown (6-1, 234, Sr.)
QB	17 Jason Campbell (6-5, 223, Sr.) 12 Brandon Cox (6-2, 199, r-Fr.)
WR	9 Anthony Mix (6-5, 241, Jr.) 25 Lee Guess (5-10, 180, So.)
LT	73 Marcus McNeill (6-9, 332, Jr.) 72 Leon Hart (6-5, 270, Fr.)
LG	69 Ben Grubbs (6-3, 302, So.) 79 Jonathan Palmer (6-5, 320, So.)
C	67 Jeremy Ingle (6-2, 281, Sr.) 74 Steven Ross (6-6, 280, Jr.)
RG	68 Danny Lindsey (6-3, 302, Sr.) 76 Tim Duckworth (6-3, 314, So.)
RT	66 Troy Reddick (6-5, 316, Jr.) 77 King Dunlap (6-8, 305, r-Fr.)
TE	8 Cooper Wallace (6-4, 258, Jr.) 87 Cole Bennett (6-5, 255, So.)
WR	1 Devin Aromashodu (6-2, 204, Jr.) 2 Ben Obomanu (6-1, 198, Jr.)
WR	86 Courtney Taylor (6-2, 198, So.) 85 Silas Daniels (6-0, 191, Sr.)

On Special Teams


TECH	
KO	98 Jared Develli (6-2, 205, Fr.)
PK	46 Brandon Pace (5-10, 191, r-So.)
P	38 Vinnie Burns (5-11, 194, r-Sr.) 23 Nic Schmitt (6-1, 254, r-So.)
LS	62 Travis Conway (6-5, 256, r-Sr.)
SS	57 Tripp Carroll (6-3, 298, r-Fr.)
H	13 Lance Goff (5-11, 202, r-Sr.)
KOR	4 Eddie Royal (5-10, 172, Fr.) AND 20 Mike Imoh (5-7, 197, Jr.)
PR	4 Eddie Royal (5-10, 172, Fr.) 12 Richard Johnson (5-10, 194, r-Sr.)

AUBURN	
PK	37 John Vaughn (6-1, 200, So.) 18 Philip Yost (6-1, 194, Sr.)
P	30 Kody Bliss (5-11, 168, So.)
DS	62 Pete Compton (6-6, 232, r-Fr.) [PUNT] 52 Chas Crofoot (6-1, 187, Jr.) [FG/PAT]
H	5 Sam Rives (6-2, 183, Sr.)
KOR	24 Carnell Williams (5-11, 210, Sr.) -AND- 1 Devin Aromashodu (6-2, 204, Jr.)
PR	24 Carnell Williams (5-11, 210, Sr.) 85 Silas Daniels (6-0, 191, Sr.)

1	Devin AROMASHODU	WR
2	Ben OBOMANU	WR
3	Tony BELL	FS
4	Junior ROSEGREN	SS
5	Sam RIVES	H
6	Anthony CAMPBELL	DB
6	Dustin GOODWIN	QB
6	David IRONS	DB
8	Cooper WALLACE	TE
9	Anthony MIX	WR
10	Donnay YOUNG	SS
11	Calvin BOOKER	QB
12	Brandon COX	QB
13	Jamoga RAMSEY	WR
14	Carlos ROGERS	DB
15	Wesley HILL	H
16	Blake FIELD	QB
17	Jason CAMPBELL	QB
18	Philip YOST	K
19	Montavis PITTS	DB
20	Patrick LEE	DB
21	Karibi DEDE	LB
22	Tre SMITH	RB
23	Ronnie BROWN	RB
24	Carnell WILLIAMS	RB
25	Lee GUESS	WR
25	Brant HAYNIE	DB
26	Alex HOWELL	RB
26	Steve GANDY	SS
27	Tristan DAVIS	DB
28	Brad LESTER	RB
28	Blake SHRADER	FS
29	Derrick GRAVES	LB
30	Kody BLISS	P
31	Antarrrious WILLIAMS	LB
32	Carl STEWART	RB
33	Eric BROCK	FS
35	Will HERRING	FS
36	Gerald WILLIAMS	DB
37	John VAUGHN	K
38	Zach GILBERT	DB
39	Andrew LETTS	SS
40	Kevin SEARS	LB
41	Lorenzo FERGUSON	DB
42	Bret HOLLIMAN	FS
43	Pete RUZICKA	SS
44	Jake SLAUGHTER	FB
45	Mike McLAUGHLIN	FB
46	Jerald WATSON	RB
47	Andrew TURMAN	FB
48	Marquies GUNN	DE
49	Kevin HOBBS	FS
50	Joe COPE	C
51	Travis WILLIAMS	LB
52	Kevis BURNAM	LB
53	Chas CROFOOT	DS
54	Quentin GROVES	DE
55	Montavian COLLIER	LB
56	Courtney HARDEN	LB
57	Mayo SOWELL	LB
58	Tommy JACKSON	NG
59	Merrill JOHNSON	LB
60	George VALLONE	OT
62	Pete COMPTON	DS
63	Will WARD	C
64	Rhett AUTREY	OT
66	Troy REDDICK	OT
67	Jeremy INGLE	C
68	Danny LINDSEY	OG
69	Ben GRUBBS	OG
71	Jarrold BRITT	OG
72	Leon HART	OT
73	Marcus McNEILL	OT
74	Steven ROSS	C
75	Stanley McCLOVER	DE
76	Tim DUCKWORTH	OT
77	King DUNLAP	OT
78	Rich TRUCKS	OT
79	Jonathan PALMER	OG
80	Maurice ANDERSON	WR
80	Octavious BALKCOM	LB
81	Kyle DEROZAN	TE
82	James SWINTON	WR
83	Jay RATLIFF	DT
85	Silas DANIELS	WR
86	Courtney TAYLOR	WR
87	Cole BENNETT	TE
89	Danny PERRY	TE
90	Rick POLLARD	TE
91	Neil BROWN	NG
91	Todd HUGHES	DT
92	Christopher BROWDER	DE
92	Brandon HALEY	DE
94	Bret EDDINS	DE
96	Wayne DICKENS	DT
95	Pat SIMS	NG
97	Josh THOMPSON	NG
98	Doug LANGENFELD	DE
99	Tez DOOLITTLE	DE



Player Profile Updates



Xavier
Adibi



Linebacker • 6-2 • 222 • r-Fr.
Hampton, Va. • Phoebus H.S.

An All-ACC Freshman Team selection by *The Sporting News* as a linebacker ... Came back from what was thought to be a season-ending injury to contribute in Tech's last five games ... Has the speed to play in coverage and to blitz ...

2004: Played in six games, recording 19 solo stops and four assists ... Included in those 23 tackles are 4.5 tackles for loss and 2.0 sacks ... Also has one interception, one forced fumble and two quarterback hurries ... Played 192 snaps on defense and 13 on special teams ... Was lost for six games after suffering a torn tendon in his right biceps muscle in the first game, coming against USC ... Injury happened on his 23rd play as a collegian ... Was credited with a solo stop and an assist in that game ... Had surgery the following week ... Made a remarkable rehabilitation and came back for the Georgia Tech game after initially being thought lost for the season ... Played 43 snaps in that game, recording eight tackles, seven of which were solo stops ... Had a forced fumble on his first drive ... Also had 2.5 tackles for loss and two sacks ... Played 28 snaps at North Carolina, tallying five tackles, including one for a loss ... Recorded his first career interception in the win over Maryland ... Also had a tackle for loss and two total tackles ... Picked up two solo tackles against Virginia ... Had three solo stops and one assist at Miami ...

Personal: Xavier Oyekola Adibi ... Born 10/18/84 in Stillwater, OK ... Son of Abiodun and Leanne Adibi ... Brother of former Tech defensive end Nathaniel Adibi ... Enrolled in university studies.

Tackles	G	UT	AT	Tot.	Loss	Sacks
2004	6	19	4	23	4.5- 20	2.0- 14

Interceptions	G	No.	Yds.	Avg.	TD	LG
2004	6	1	0	0.0	0	0

This section includes updates for most Tech players for this season only. Complete player bios can be found in the 2004 regular season media guide and on Tech's Web site, hokiesports.com



Jesse
Allen



Fullback • 6-0 • 235 • r-So.
Monson, Mass. • Pathfinder Regional H.S.

A walk-on who saw starting time at fullback in the second half of the season ... An outstanding blocker who can catch the ball out of the backfield ... Set a new team record with a 380-pound power clean ...


2004: Played in nine games and was in for 163 offensive snaps ... Has three receptions for 24 yards and a touchdown ... Played eight snaps on offense in the opener against USC ... Was in for 11 snaps on offense against Western Michigan ... Played four snaps against Duke ... Caught a 9-yard touchdown pass in the win over Florida A&M on his first collegiate touch ... Carried the ball twice for four yards and caught two passes for 22 yards in that game ... Played 26 snaps on offense at Georgia Tech ... Made his first collegiate start at UNC, playing 41 offensive snaps ... Played 17 snaps on offense against Maryland and 14 snaps against Virginia ... Caught a 2-yard pass at Miami ...

Personal: Jesse Lee Allen ... Born 10/22/83 in Springfield, MA ... Son of Tim and Sharron Allen ... Enrolled in university studies.

Receiving	G	No.	Yds.	Avg.	TD	LG
2004	9	3	24	8.0	1	13



James
Anderson



Linebacker • 6-3 • 224 • r-Jr.
Chesapeake, Va. • Deep Creek H.S.

Has become a big contributor in his first season as a full-time starter ... Moved from inside linebacker to the whip position and is eighth on the team in tackles ... Is the only player in Tech football history to earn the Excalibur Award — the top honor in Tech's strength and conditioning program — three times ...

2004: Played in 12 games, starting 11 ... Has 20 solo stops and 24 assists ... Included in those 44 tackles are 6.0 tackles for loss and 2.5 sacks ... Also has one interception, two forced fumbles and a pass break up ... Played 368 snaps on defense and 117 on special teams ... Got the start in the opener against USC, playing 41 snaps ... Had two solo tackles and four assists against the Trojans ... Recorded four total tackles, including .5 for loss, in the win over Western Michigan ... Had a tackle for loss and half a sack against Duke ... Had five stops, including one for a loss, against N.C. State ... Had five tackles, including .5 for loss, in the win over West Virginia ... Recorded two tackles, including .5 for loss, and a pass break up at Wake Forest ... Played just 13 snaps against FAMU ... Had three stops at Georgia Tech ... Had two tackles at UNC ... Intercepted his first collegiate pass against Maryland, returning it 14 yards ... Also had three tackles and a forced fumble ... Recorded seven tackles, including a sack, in the win over Virginia ... Had two solo stops and two assists at Miami ... Also had a sack that forced a fumble that was recovered by the Hokies ...

Personal: James Nathaniel Anderson ... Born 9/26/83 in Roanoke Rapids, NC ... Son of James, Sr., and Brenda Anderson ... His father played basketball at North Carolina A&T ... Is enrolled in studio art.


Tackles	G	UT	AT	Tot.	Loss	Sacks
2002	14	28	20	48	3.0- 9	1.5- 8
2003	13	29	12	41	0- 0	0- 0
2004	12	20	24	44	6.0- 18	2.5- 11
Career	39	77	56	133	9.0- 27	4.0- 19

----- 2004 Tackles Game-by-Game -----

vs USC	1	2	4	6	0-	0	0-	0
WMU	1	1	3	4	.5-	1	0-	0
Duke	1	1	2	3	1.0-	1	0.5-	0
NCSU	1	1	4	5	1.0-	2	0-	0
WVU	1	3	2	5	0.5-	1	0-	0
at WFU	1	2	0	2	1.0-	2	0-	0
FAMU	1	0	0	0	0-	0	0-	0
at GT	1	1	2	3	0-	0	0-	0
at UNC	1	1	1	2	0-	0	0-	0
MD	1	3	0	3	0-	0	0-	0
UVa	1	3	4	7	1.0-	3	1.0-	3
at UM	1	2	2	4	1.0-	8	1.0-	8

Interceptions

G	No.	Yds.	Avg.	TD	LG	
2004	12	1	14	14.0	0	14



Mikal Baaqee **45**
Linebacker • 5-10 • 224 • r-Sr.
Columbia, Md. • DeMatha H.S.

A three-year starter at linebacker, seeing action at both the mike and backer positions ... Is leading the team in tackles heading into the bowl game after leading the team his sophomore year and finishing third last year ... Moved to the backer spot after the first game this year and started the final 11 games there ... Has 37 career starts under his belt ... A solid, dependable player who is always around the ball ...

2004: Played in and started all 12 games, recording 24 solo stops and 39 assists ... Included in those 63 tackles are 3.0 tackles for loss ... Also has two fumble recoveries, one pass break up and one quarterback hurry ... Played 516 snaps on defense and 42 on special teams ... Started the opener against USC at the mike position, playing 18 snaps ... Had a solo stop and an assist ... Moved over to the backer position to start against Western Michigan after the injury to Xavier Adibi ... Responded with two solo stops and six assists against the Broncos ... Had five assisted stops against Duke ... Totaled three tackles against N.C. State ... Had a team-high seven tackles against WVU ... Led the way with 13 tackles, including one for loss, in the win at Wake Forest ... Had four stops against Florida A&M ... Had four tackles at Georgia Tech ... Played 36 snaps at North Carolina, recording three tackles ... Had two stops and a fumble recovery against Maryland ... Had five stops, including .5 for loss, against Virginia ... Had seven total tackles, including one for a loss, in the win at Miami ...


Personal: Mikal Rahim Baaqee ... Born 12/20/81 in Boston, MA ... Son of Dr. Susanne I. Baaqee and Shakir Baaqee ... Graduated with a degree in psychology.

Tackles

G	UT	AT	Tot.	Loss	Sacks			
2001	11	4	3	7	0- 0	0- 0		
2002	13	68	44	112	12.0-	50	3.5-	28
2003	12	64	45	109	3.0-	6	2.0-	5
2004	12	24	39	63	3.0-	8	0-	0
Career	48	160	131	291	18.0-	64	5.5-	33

----- 2004 Tackles Game-by-Game -----

vs USC	1	1	1	2	0-	0	0-	0
WMU	1	2	6	8	0-	0	0-	0
Duke	1	0	5	5	0-	0	0-	0
NCSU	1	1	2	3	0-	0	0-	0
WVU	1	3	4	7	0.5-	1	0-	0
at WFU	1	10	3	13	1.0-	3	0-	0
FAMU	1	1	3	4	0-	0	0-	0
at GT	1	1	3	4	0-	0	0-	0
at UNC	1	0	3	3	0-	0	0-	0
MD	1	2	0	2	0-	0	0-	0
UVa	1	1	4	5	0.5-	1	0-	0
at UM	1	2	5	7	1.0-	3	0-	0



Duane Brown **89**
Tight End • 6-5 • 272 • r-Fr.
Richmond, Va. • Hermitage H.S.

A good-sized athlete who has been used as the third tight end this year ... Also sees a lot of action on special teams ... The biggest of the tight ends ... A good prospect for the future ...

2004: Played in all 12 games, catching three passes for 64 yards and a touchdown ... Played 157 snaps on offense and 150 on special teams ... Played two snaps on offense in the opener against USC ... Was in for 21 snaps on offense against Western Michigan ... Caught his first collegiate pass in that game, a 33-yarder from Sean Glennon that went for a touchdown ... Caught a 5-yard pass for a first down against N.C. State ... Had a 26-yard reception in the win over FAMU ...

Personal: Duane Anthony Brown ... Born 8/30/85 in Richmond, VA ... Son of Dennis and Myra Brown... Majoring in business.

Receiving

G	No.	Yds.	Avg.	TD	LG	
2004	12	3	64	21.3	1	33



Noland Burchette **96**
Defensive End • 6-2 • 251 • r-So.
Richmond, Va. • Highland Springs H.S.

An athletic defensive end who plays with a super motor ... Has started all but one game this season ... Has shown a knack for making plays ... Deceptively quick and agile ...

2004: Played in and started 11 games, recording 12 solo stops and 12 assists ... Included in those 24 tackles are 5.0 tackles for loss and 2.0 sacks ... Also has two forced fumbles, a fumble recovery and 11 quarterback hurries ... Played 405 snaps on defense and 104 on special teams ... Made his first career start against USC in the opener, playing 37 snaps ... Was credited with three total tackles, including 1.5 for loss ... Also had a quarterback hurry ... Got the start against WMU, playing 33 snaps ... Had a tackle for loss against Duke ... Had a sack, forced fumble and two tackles against WVU ... Had four tackles in the win at Wake Forest, but sprained his shoulder late in the game ... Injury forced him to miss the FAMU game ... Returned to start at Georgia Tech, playing 44 snaps ... Had five tackles and three quarterback hurries ... Had a tackle against UNC ... Had two quarterback hurries against Maryland ... Picked up four tackles against Virginia ... Included in that total were 1.5 tackles for loss, one of which was a sack that caused a fumble on UVA's final drive ... Had a tackle and a fumble recovery at Miami ...


Personal: Noland Duke Burchette II ... Born 3/23/83 in Richmond, VA ... Son of Noland and Pollie Burchette ... Enrolled in university studies.

Tackles

G	UT	AT	Tot.	Loss	Sacks			
2003	13	20	21	41	1.0-	8	1.0-	8
2004	11	12	12	24	5.0-	11	2.0-	4
Career	24	32	33	65	6.0-	19	3.0-	12

----- 2004 Tackles Game-by-Game -----

vs USC	1	1	2	3	1.5-	4	0-	0
WMU	1	0	0	0	0-	0	0-	0
Duke	1	0	2	2	1.0-	2	0-	0
NCSU	1	0	1	1	0-	0	0-	0
WVU	1	1	1	2	1.0-	2	1.0-	2
at WFU	1	2	2	4	0-	0	0-	0
FAMU					Did not play			
at GT	1	2	3	5	0-	0	0-	0
at UNC	1	1	0	1	0-	0	0-	0
MD	1	1	0	1	0-	0	0-	0
UVa	1	3	1	4	1.5-	3	1.0-	2
at UM	1	1	0	1	0-	0	0-	0



Vinnie Burns




Punter • 5-11 • 194 • r-Sr.
New Orleans, La. • St. Augustine H.S.

A two-time semifinalist for the Ray Guy Award, given to the nation's top collegiate punter ... Has handled Tech's punting duties each of the past four seasons, averaging 39.7 yards a punt, which ranks fourth all-time at Tech ... Also holds the school record for career punts and career punting yards ... Excels in directional punting ... Earned second-team All-BIG EAST honors as a sophomore in 2002 ...

2004: Played in 11 games ... Punted 52 times for an average of 40.8 yards ... Has had 16 downed inside the 20 and two kicks blocked ... Opened the season in big fashion by averaging 45.8 yards on five punts with a long of 58 yards against USC ... Punted just twice in the 63-0 win over Western Michigan ... Averaged 48.5 yards on those two punts with a long of 51 and one downed inside the 20-yard line ... Averaged 46.8 yards on five punts against Duke with a long of 60 yards and one out of bounds at the 1-yard line ... Averaged 38.0 yards on six punts against N.C. State ... Had a critical dropped snap in the third quarter that led to a Wolfpack score ... Punted six times for a 34.0 average against West Virginia ... Averaged 44.2 yards on four punts with a long of 57 yards and one downed inside the 20 at Wake Forest ... Did not have any punts against FAMU, the first time Tech has not punted in a game since 1984 ... Had a strong game at Georgia Tech, punting six times for an average of 42.7 yards ... Had a long of 58 yards with two kicks downed inside the 20 ... Punted two times at North Carolina for an average of 41.0 yards ... Had a long of 53 yards and one downed inside the 20, but also had a punt blocked and returned for a touchdown ... Had two of his three punts downed inside the 20 against Maryland ... Named the ACC Special Teams Player of the Week after a big game against Virginia ... Had three punts of more than 50 yards and four of 46 yards or more, as well as two punts downed inside the 20 ... Averaged 43.0 yards on six punts in the game ... Punted seven times for an average of 39.0 yards with a long of 55 yards at Miami ... Had four downed inside the 20, but did have one punt blocked ...

Personal: Ronald Vincent Burns, Jr. ... Born 2/2/82 in New Orleans, LA ... Son of Ronald



Vinnie Burns

and Sheila Burns ... His dad serves on the Nokia Sugar Bowl committee ... Graduated with a degree in sociology.

Punting	G	No.	Yds.	Avg.	LG	I20
2001	11	59	2233	37.8	63	20
2002	14	64	2591	40.5	58	22
2003	13	57	2267	39.8	62	15
2004	11	52	2120	40.8	60	16
Career	49	232	9211	39.7	63	73

----- 2003 Punting Game-by-Game -----						
vs USC	1	5	229	45.8	58	0
WMU	1	2	97	48.5	51	1
Duke	1	5	234	46.8	60	2
NCSU	1	6	228	38.0	45	0
WVU	1	6	204	34.0	46	1
at WFU	1	4	177	44.2	57	1
FAMU	Team did not punt					
at GT	1	6	256	42.7	58	2
at UNC	1	2	82	41.0	53	1
MD	1	3	82	27.3	38	2
UVa	1	6	258	43.0	53	2
at UM	1	7	273	39.0	55	4



Reggie Butler



Offensive Guard/Tackle • 6-6 • 344 • Jr.
Keswick, Va. • Monticello H.S.

Started the first six games at left guard ... A versatile player ... Backs up Jimmy Martin at the left tackle position ... Also sees action on special teams ...

2004: Played in all 12 games, starting six ... Played 425 offensive snaps, grading out at

78 percent with 17 knockdowns ... Got the start at left guard in the opener, playing all 63 snaps ... Had three knockdown blocks in that game ... Was in for 37 snaps against Western Michigan, recording three knockdown blocks ... Played 55 snaps with two knockdowns against Duke ... Played all 69 snaps with two knockdowns against N.C. State ... Graded out at 84 percent in the win over WVU ... Played 24 snaps on offense at Wake Forest ... Did not start against Florida A&M, but came in to play 20 snaps ... Had two knockdowns ... Came off the bench to play 22 snaps at Georgia Tech ... Played on the PAT unit at UNC ... Played 33 snaps against Maryland, grading out at 82 percent ... Played 12 snaps on offense against Virginia ... Played 54 snaps, grading out at 80 percent, with three knockdowns at Miami ...

Personal: Reginald Allan Butler ... Born 8/21/82 in Charlottesville, VA ... Son of Lee Ethel Butler ... Enrolled in sociology.



John Candelas



Tailback • 6-0 • 220 • Jr.
Blacksburg, Va. • Blacksburg H.S.

Helps provide depth at the tailback position ... A great walk-on who keeps getting better ... Averaging 5.2 yards per carry this year ...

2004: Played in five games, rushing 32 times for 166 yards ... Led the team with 10 rushes for 52 yards in the win over Western Michigan ... Had a long of 14 yards ... The 52 yards was a career high ... Topped that mark in the FAMU game when he rushed for 84 yards on 14 carries ... Had a long of 12 yards ... Rushed eight times for 30 yards in the win over Maryland ...

Personal: John Edwin Candelas ... Born 4/21/83 in Miami, FL ... Son of Teresa Candelas and the late José Candelas ... Enrolled in human nutrition, foods and exercise.

Rushing	G	No.	Yds.	Avg.	TD	LG
2002	2	7	26	3.7	1	10
2003	4	16	76	4.8	1	20
2004	5	32	166	5.2	0	14
Career	11	55	268	4.9	2	20



Tripp
Carroll




Offensive Guard • 6-3 • 298 • r-Fr.
Charlotte, N.C. • Andrew Jackson H.S. (Fla.)

The starting short snapper for PATs and field goals for the entire year ... Has battled for playing time on the line ... A promising young lineman who also backs up James Miller at guard ... Combines good size with excellent football instincts ...

2004: Played all 12 games ... Was in for 32 offensive snaps and 71 on special teams ... Got in for four plays on offense in the win over Western Michigan ... Played 23 snaps on the offensive line with a knockdown against Florida A&M ... Played five snaps on offense against Maryland ...

Personal: Lloyd Gilbert Carroll III ... Born 9/18/84 in Lumberton, NC ... Son of Gil Carroll and Renee Carroll ... Enrolled in family financial management.



Chris
Clifton



Split End • 6-4 • 207 • r-Jr.
Chesapeake, Va. • Deep Creek H.S.


Has provided depth at the split end position ... Has good size and athletic ability ... Served as the Hokies' No. 3 signal-caller last season while doubling as a receiver ...

2004: Played in five games, starting one ... Has one catch for 10 yards ... Made his first collegiate start in the opener against USC, playing 47 offensive snaps ... Had a 10-yard catch, his

first of the year, in the win over Florida A&M ... Threw a pair of touchdown passes in Tech's 15-7 jayvee team win over Fork Union ...

Personal: Chris Arron Clifton ... Born 10/27/82 in Portsmouth, VA ... Son of Cheryl Clifton ... Enrolled in apparel design.

Receiving	G	No.	Yds.	Avg.	TD	LG
2003	12	3	20	6.7	0	11
2004	5	1	10	10.0	0	10
Career	17	4	30	7.5	0	11




David
Clowney



Flanker • 6-1 • 171 • So.
Delray Beach, Fla. • Atlantic H.S.

Has come on strong in the second half of the season ... The only true freshman to play last season ... A speedster who provides the Hokies with a deep-ball threat ... Spent the winter working on his speed with the Tech track team ... Can also return kickoffs ...

2004: Played in 11 games, catching 18 passes for 240 yards and two touchdowns ... Had a 7-yard reception against USC ... Did not play against WMU ... Caught a big 38-yard pass on the final drive against N.C. State ... Played 32 offensive snaps against West Virginia, catching a 4-yard pass ... Earned his first collegiate start against Florida A&M ... Caught a 16-yard touchdown pass on Tech's first offensive play ... Finished the day with two catches for 34 yards and a 26-yard kickoff return ... Got the scoring



David
Clowney

started at Georgia Tech by hauling in a 34-yard touchdown pass in the second quarter ... Finished the game with a team-high four catches for 65 yards ... Caught a 10-yard pass against Maryland, playing 24 snaps ... Had two catches for 17 yards in the win over Virginia ... Tied his career high with four catches at Miami for 54 yards ... Also had a 19-yard kickoff return ...

Personal: David Cortez Clowney IV ... Born 7/8/85 in Long Island, NY ... Son of Maria and Tracy Bean ... Enrolled in university studies.

Receiving	G	No.	Yds.	Avg.	TD	LG
2003	12	5	67	13.4	1	27
2004	11	18	240	13.3	2	38
Career	23	23	307	13.3	3	38

-----2004 Receiving Game-by-Game-----						
vs USC	1	1	7	7.0	0	7
WMU	1	0	0	0.0	0	0
Duke	1	2	11	5.5	0	7
NCSU	1	1	38	38.0	0	38
WVU	1	1	4	4.0	0	4
at WFU	1	0	0	0.0	0	0
FAMU	1	2	34	17.0	1	18
at GT	1	4	65	16.3	1	34
at UNC	1	0	0	0.0	0	0
MD	1	1	10	10.0	0	10
UVa	1	2	17	8.5	0	11
at UM	1	4	54	13.5	0	26

K.O. Ret.	G	No.	Yds.	Avg.	TD	LG
2004	11	2	45	22.5	0	26



Travis
Conway



Deep Snapper • 6-5 • 256 • r-Sr.
Richmond, Va. • J.R. Tucker H.S.

Has handled Tech's punt snapping duties the past two seasons ... Has the consistency and ability to continue snapping at the next level ... A Super Iron Hokie in the weight room ...

2004: Played in 11 games, handling the punts snaps for all 55 kicks this year ... Has four tackles on special teams ... Handled all five punt snaps in the opener against USC ... Had an assisted tackle on punt coverage ... Had a solo tackle on punt coverage against N.C. State ... Had an assisted tackle on punt coverage against Maryland ...

Personal: Travis Scott Conway ... Born 6/3/82 in Richmond, VA ... Son of Doug and Suzanne Conway ... His uncle, Andy Hromyak, was the starting punter for Tech in 1971 and '72 ... Graduated with a degree in consumer studies.



**Chad
Cooper**



**Linebacker • 6-1 • 198 • r-Sr.
Herndon, Va. • Oakton H.S.**

An experienced performer, who provides the Hokies with depth at both inside linebacker positions ... Has spent time at both the mike and backer positions during his Tech career ... Has been a steady contributor on special teams ... Was stricken with Guillain-Barré syndrome in December 2001 ... Worked hard to rejoin his teammates for the 2002 season ...

2004: Played in all 12 games, recording nine solo tackles and eight assists ... Included in those 17 tackles is a tackle for loss, which was a sack ... Also has a quarterback hurry ... Played 76 snaps on defense and 66 on special teams ... Played 15 snaps on defense and 10 on special teams against WMU ... Had four solo tackles and two assists in the win ... Had three stops against Duke ... Had five tackles, including a sack for an 8-yard loss, against FAMU ... Had three tackles against Maryland, playing nine snaps on defense ...

Personal: Charlton Douglas Cooper ... Born 6/10/81 in Houston, TX ... Son of Tom

and Connie Cooper ... His dad was a starter in the defensive secondary at Tech in the mid-1970s ... Graduated with a degree in marketing management.

Tackles	G	UT	AT	Tot.	Loss	Sacks
2001	11	2	7	9	0- 0	0- 0
2002	13	2	5	7	0- 0	0- 0
2003	8	5	1	6	0- 0	0- 0
2004	12	9	8	17	1.0- 8	1.0- 8
Career	44	18	21	39	1.0- 8	1.0- 8



**Mike
Daniels**



**Free Safety/Rover • 6-0 • 204 • r-Sr.
Fairfax, Va. • Fairfax H.S.**

Has seen action at both the rover position and at free safety this year ... A smart player who plays a physical brand of football ... Excels in run support ... Knows the Tech system ... Saw some starting action at whip linebacker early in his career ...

2004: Played in all 12 games, recording 14 solo tackles and 10 assists ... Included in those 24 tackles are 1.5 tackles for loss ... Also has two pass break ups and a quarterback hurry ... Played 235 snaps on defense and 16 on special teams ... Played three snaps on defense in the opener against USC ... Was the No. 2 man at both free safety and rover for the WMU game ... Played 21 snaps at safety and seven at rover, recording an assisted tackle ... Had two tackles against WVU ... Had four tackles and broke up a pass on the final play of the game in preserving the win at Wake Forest ... Had four solo tackles and a break up against FAMU ... Saw extensive playing time at free safety in the UNC game when Vincent Fuller left with a shoulder injury ... Played 37 snaps at free safety ... Recorded four tackles, including one for a loss ... Had two stops, including .5 for loss, in the win over Maryland ... Had an assisted tackle against Virginia ...

Personal: Michael William Daniels ... Born 9/18/81 in Germany ... Son of Fletcher, Jr., and Carolyn Daniels ... Graduated with a degree in sociology.

Tackles	G	UT	AT	Tot.	Loss	Sacks
2001	11	12	16	28	0- 0	0- 0
2002	14	25	26	51	0- 0	0- 0
2003	12	13	14	27	0- 0	0- 0
2004	12	14	10	24	1.5- 2	0- 0
Career	49	64	66	130	1.5- 2	0- 0




**Jim
Davis**



**Defensive Tackle • 6-4 • 265 • r-Sr.
Highland Springs, Va. • Highland Springs H.S.**

A second-team All-ACC selection as a defensive lineman ... A key factor in Tech's defensive success this year ... Has seen action at both defensive tackle and end this season ... A proven play maker who returned to the field after missing the entire 2003 season ... Suffered a torn pectoral muscle just days prior to 2003 spring practice ... Underwent surgery and was forced to take a redshirt year while rehabbing ... Is also a force in the middle on kick blocks ... Has played a major leadership role in 2004 ...

2004: Played in and started all 12 games, recording 14 solo stops and 12 assists ... Included in those 26 tackles are 11.0 tackles for loss and 5.0 sacks ... Also has a fumble recovery, a forced fumble, five pass break ups, three blocked kicks and 12 quarterback hurries ... Played 437 snaps on defense and 40 on special teams ... Got the start at defensive tackle in the opener against USC ... Played 39 snaps, recording three tackles, one of which was a sack ... Had three tackles, including one for a loss, in the win over WMU ... Also had a pass break up and blocked a field goal attempt ... Had two tackles, including .5 for loss, against Duke ... Recorded three stops, including two for loss, broke up a pass and recovered a fumble against N.C. State ... Had just one tackle against West Virginia, but provided the game's biggest play ... Blocked WVU kicker Brad Cooper's 40-yard field goal attempt, that was then picked up by Vincent Fuller and returned 74 yards for Tech's lone touchdown ... Had a tackle at Wake Forest ... Moved out to start at end against FAMU ... Had two tackles for loss, including a sack, a forced fumble and a break up in limited action against the Rattlers ... Started at tackle against Georgia Tech, playing 47 snaps with two quarterback hurries ... Had three tackles and two quarterback hurries at UNC, but saved his best for the final play ... Sacked UNC quarterback Darian Durant on third down for an 11-yard loss to force a 54-yard field goal, instead of a 43-yarder, that was missed and preserved a 27-24 Hokie win ... Had three stops, including two for loss, in the win over Maryland ... Picked up his third blocked field goal of the season on the opening drive against Virginia, blocking a



**Mike
Daniels**

45-yard attempt ... Finished with three tackles, including a sack and another .5 TFL ... Had just one tackle at Miami, but came up big on the final drive ... Batted down passes on consecutive plays to help preserve the win ...

Personal: James Edward Davis, Jr. ... Born 10/4/81 in Richmond, VA ... Son of James, Sr., and Sandra Davis ... Enrolled in consumer studies.

Tackles	G	UT	AT	Tot.	Loss	Sacks
2000	11	17	11	28	6.0- 32	3.5- 23
2001	10	17	21	38	8.0- 44	4.5- 27
2002	14	24	13	37	9.0- 43	5.5- 32
2004	12	14	12	26	11.0- 47	5.0- 27
Career	47	72	57	129	34.0-166	18.5- 109

----- 2004 Tackles Game-by-Game -----

vs USC	1	2	1	3	1.0- 6	1.0- 6
WMU	1	1	2	3	1.0- 5	0- 0
Duke	1	0	2	2	0.5- 1	0- 0
NCSU	1	2	1	3	2.0- 8	0- 0
WVU	1	0	1	1	0- 0	0- 0
at WFU	1	1	0	1	0- 0	0- 0
FAMU	1	2	0	2	2.0- 5	2.0 5
at GT	1	0	1	1	0- 0	0- 0
at UNC	1	3	0	3	1.0- 11	1.0- 11
MD	1	2	1	3	2.0- 4	0- 0
UVa	1	1	2	3	1.5- 7	1.0- 5
at UM	1	0	1	1	0- 0	0- 0



Jared Develli



Place-kicker • 6-2 • 205 • Fr.
Sterling, Va. • Park View H.S.

A walk-on who has made an impact, handling the kickoffs as a true freshman ... Possesses a strong leg ... Has the ability to get the ball into the end zone on a consistent basis ...

2004: Kicked off 69 times with 29 touchbacks ... Has three tackles on kickoff coverage ... Handled all four kickoffs in the opener against USC ... Had two touchbacks ... Had two touchbacks on seven kickoffs against Western Michigan ... Put six of his kickoffs in the end zone, including two through the uprights, against Duke ... Had three touchbacks against N.C. State ... Had two touchbacks against West Virginia ... Kicked off four times at Wake Forest ... Was busy against Florida A&M, kicking off nine times with two touchbacks ... Had two touchbacks at Georgia Tech ... Had three touchbacks at UNC and a solo tackle on kickoff coverage that saved a touchdown ... Had four

touchbacks against Maryland and two against Virginia ... Kicked off three times at Miami ...

Personal: Jared Gabriel Develli ... Born 12/28/85 in Loudoun, VA ... Son of Gabe and Jan Develli ... Enrolled in business.



Jon Dunn




Offensive Tackle • 6-7 • 331 • r-Sr.
Virginia Beach, Va. • Tallwood H.S.

A second-team All-ACC selection as an offensive lineman ... One of the most experienced linemen on the team ... Has been a starter for most of the past three seasons ... An imposing figure ... Has the size and physical ability to be a dominating force ... Gained the consistency and intensity coaches were looking for ...

2004: Played in and started all 12 games ... Played 733 offensive snaps, grading out at 82 percent with 34 knockdowns ... Started against USC and played all 63 offensive snaps ... Graded out at 84 percent with two knockdown blocks ... Recorded three knockdowns on 45 plays against Western Michigan ... Graded out at 88 percent on 65 snaps with four knockdowns in the win over Duke ... Played all 69 snaps against N.C. State with a team-high four knockdowns ... Played all 81 snaps against West Virginia ... Was in for 65 snaps at Wake, grading out at 86 percent with three knockdowns ... Played just 26 snaps against FAMU, grading out at 81 percent with four knockdowns ... Played all 65 snaps at Georgia Tech, grading out at 82 percent with two knockdowns ... Graded out at 87 percent with three knockdowns on 69 snaps at UNC ... Played 58 snaps against Maryland, grading out at 83 percent with a team-high four knockdowns ... Played 60 snaps against Virginia, picking up a knockdown block ... Played all 67 snaps at Miami, grading out at 88 percent with three knockdowns ...

Personal: Jonathan Paul Dunn ... Born 12/12/81 in Norfolk, VA ... Son of Paula and Willie Heggins ... Graduated with a degree in residential property management.



Chris Ellis



Defensive End • 6-4 • 251 • r-Fr.
Hampton, Va. • Bethel H.S.

Named a third-team freshman All-American by *The Sporting News* ... An All-ACC Freshman Team selection by the same publication as a defensive end ... Has seen considerable action and made an impact in his first year ... A young player with unlimited potential ...

2004: Played in all 12 games, recording 14 solo stops and 16 assists ... Included in those 30 tackles are 7.5 tackles for loss and 3.0 sacks ... Also has a fumble recovery, a forced fumble, three pass break ups and 14 quarterback hurries ... Played 271 snaps on defense and 100 on special teams ... Played 17 snaps in the opener against USC, registering three solo tackles and two quarterback hurries ... Was credited with five tackles, including one for a loss, and four quarterback hurries against WMU ... Had three tackles, including a sack, against Duke ... Had two tackles against N.C. State ... Had an assisted tackle in the win over WVU ... Led the team with seven total stops against FAMU ... Included in that total were 3.5 tackles for loss and a sack ... Also had a forced fumble and a pass break up ... Had two tackles — 1.5 for loss — at Georgia Tech ... Recorded a big sack in the third quarter that resulted in a safety ... Also had a fumble recovery ... Had one stop at UNC ... Had two tackles, including .5 for loss, against Maryland ... Had three tackles against Virginia ... Had an assisted tackle and a pass break up at Miami ...

Personal: Christopher James Ellis ... Born 2/11/85 in Hawaii ... Son of Eric and Laurie Ellis ... Enrolled in university studies.

Tackles	G	UT	AT	Tot.	Loss	Sacks
2004	12	14	16	30	7.5- 33	3.0- 11
----- 2004 Tackles Game-by-Game -----						
vs USC	1	3	0	3	0- 0	0- 0
WMU	1	3	2	5	1.0- 3	0- 0
Duke	1	2	1	3	1.0- 5	1.0- 5
NCSU	1	1	1	2	0- 0	0- 0
WVU	1	0	1	1	0- 0	0- 0
at WFU	1	0	0	0	0- 0	0- 0
FAMU	1	3	4	7	3.5- 18	1.0- 1
at GT	1	1	1	2	1.5- 7	1.0- 5
at UNC	1	1	0	1	0- 0	0- 0
MD	1	0	2	2	.5- 1	0- 0
UVa	1	0	3	3	0- 0	0- 0
at UM	1	0	1	1	0- 0	0- 0



**Brandon
Frye**



**Offensive Tackle • 6-4 • 290 • r-So.
Myrtle Beach, S.C. • Myrtle Beach H.S.**

A good-size athlete ... Serves as the No. 2 right tackle ... Began his Tech career on defense ... Has a big frame to go with good work habits and athleticism ...

2004: Played 62 offensive snaps and 46 on special teams ... Graded out at 83 percent on 18 snaps in his first collegiate action, coming against Western Michigan ... Played four snaps on offense against Duke ... Played 35 snaps on offense with a knockdown in the win over Florida A&M ... Was in for five snaps on offense against Maryland ...

Personal: Brandon Lee Frye ... Born 1/23/83 in Myrtle Beach, SC ... Son of Brenda Epps and Stan Rome ... His father played football and basketball at Clemson and went on to play with the NFL Kansas City Chiefs ... Enrolled in hospitality and tourism management.



**Vincent
Fuller**



**Free Safety • 6-1 • 187 • r-Sr.
Baltimore, Md. • Woodlawn H.S.**

An honorable mention ALL-ACC selection as a defensive back ... Returned to free safety this season, where he began his Tech career ... Has helped solidify the secondary ... Played cornerback his sophomore and junior seasons ... Returned a blocked field goal for a key touchdown in the win over No. 6 West Virginia ...

2004: Played in and started all 12 games, recording 26 solo stops and 21 assists ... Included in those 47 tackles is .5 tackles for loss ... Also has three interceptions, one forced fumble and four pass break ups ... Played 609 snaps on defense and 74 on special teams ... Got the start at free safety in the opener against USC, playing 56 snaps ... Had six total tackles against the Trojans ... Had two solo stops and three assists, including .5 tackles for loss, in the win over Western Michigan ... Had three tackles and an interception against Duke ... Led the way with seven tackles and another interception against N.C. State ... Had five tackles, a forced fumble, a pass break up and the game-clinching interception in the win over No. 6 West Virginia ... Also picked up a blocked field goal by Jim Davis and returned it 74 yards for Tech's lone touchdown ... Effort earned him ACC Defensive Back of the Week honors ... Had a tackle at Wake Forest and one against FAMU ... Also had a break up against the Rattlers ... Had six tackles at Georgia Tech ... Recorded five tackles in the first quarter at North Carolina before suffering a shoulder injury and missing the rest of the contest ... Battled back to start against Maryland, recording a tackle and playing 39 snaps ... Had four tackles and a pass break up against Virginia ... Had three stops and a pass break up at Miami ...

Personal: Vincent Fuller II ... Born 8/3/82 in Baltimore, MD ... Son of Vincent Fuller and Renee Richardson ... A cousin of former Tech safety Damien Russell ... Graduated with a degree in business information technology.




Sean Glennon

Tackles	G	UT	AT	Tot.	Loss	Sacks
2001	10	5	7	12	0- 0	0- 0
2002	14	16	7	23	1.0- 10	0.5- 10
2003	13	29	27	56	0- 0	0- 0
2004	12	26	21	47	.5- 1	0- 0
Career	49	76	62	138	1.5- 11	0.5- 10

----- **2004 Tackles Game-by-Game** -----

vs USC	1	4	2	6	0- 0	0- 0
WMU	1	2	3	5	0.5- 1	0- 0
Duke	1	0	3	3	0- 0	0- 0
NCSU	1	4	3	7	0- 0	0- 0
WVU	1	4	1	5	0- 0	0- 0
at WFU	1	1	0	1	0- 0	0- 0
FAMU	1	1	0	1	0- 0	0- 0
at GT	1	2	4	6	0- 0	0- 0
at UNC	1	4	1	5	0- 0	0- 0
MD	1	1	0	1	0- 0	0- 0
UVa	1	3	1	4	0- 0	0- 0
at UM	1	0	3	3	0- 0	0- 0

Interceptions	G	No.	Yds.	Avg.	TD	LG
2001	10	0	0	0.0	0	0
2002	14	4	0	0.0	0	0
2003	13	1	33	33.0	0	33
2004	12	3	12	4.0	0	4
Career	49	8	45	5.6	0	33



**Sean
Glennon**



**Quarterback • 6-3 • 200 • Fr.
Centreville, Va. • Westfield H.S.**

A true freshman who served as the top backup at quarterback this year ... Saw action in four games ... Has a good sense for the game and is dedicated both in the film room and on the practice field ...

2004: Played in four games, completing 8-of-11 passes for 137 yards and two touchdowns ... Saw his first collegiate action in the second game of the season, against Western Michigan ... Completed all four of his passes, including one to himself, for 79 yards ... His first pass went to Justin Harper for a 34-yard touchdown ... Later connected with Duane Brown for a 33-yard touchdown pass ... Played five snaps against Duke ... Played 40 snaps on offense against FAMU, directing two touchdown drives ... Completed 4-of-7 passes for 58 yards with a long of 26 yards ... Came in late in the win over Maryland, but didn't attempt any passes ...

Personal: Sean Benjamin Glennon ... Born 9/5/85 in Woodlands, Texas ... Son of John and Nancy Glennon ... Enrolled in business.

Passing	G	Att- Comp	Pct.	Yds.	TD	Int
2004	4	11- 8	72.7	137	2	0



Lance
Goff



Quarterback • 5-11 • 202 • r-Sr.
Wytheville, Va. • George Wythe H.S.

A versatile team player ... Serves as one of the scout team quarterbacks ... Held for the all of the kicks this season ...

2004: Held for all 26 field goal attempts and all 43 PATs on the season ... Also got in as the No. 3 quarterback late in the game against both Western Michigan and FAMU, playing four snaps in both of those contests ... Played one snap on offense against Maryland ...

Personal: Lance Gwynn Goff ... Born 3/29/82 in Radford, VA ... Son of Dennis and Judy Goff ... Graduated with a degree in management.



Brandon
Gore



Offensive Tackle • 6-5 • 351 • r-So.
Warrenton, Va. • Liberty H.S.

Serves as the No. 2 man at left tackle ... Started the season at guard, but moved out to the edge ... Earned Super Iron Hokie honors during 2004 off-season workouts ... Serves on Tech's PAT and field goal protection units ...

2004: Played in all 12 games, mostly on special teams ... Was in for 80 snaps on offense and 60 on special teams ... Serves on the PAT and field goal protection units ... Played three snaps on special teams against USC ... Was in for 28 offensive snaps and nine special teams snaps in the win over WMU ... Was in for seven special teams plays and four offensive snaps

against Duke ... Played six special teams snaps against both N.C. State and WVU ... Played eight snaps on special teams and 39 snaps on offense against FAMU ... Was in for four special teams plays at Georgia Tech and six at UNC ... Played eight snaps on offense against Maryland ... Got in for four offensive snaps against UVa ...

Personal: Brandon Lee Gore ... Born 11/7/83 in Warrenton, VA ... Son of Tom and Nadine Gore ... Enrolled in sociology.



Eric
Green



Cornerback • 6-0 • 197 • r-Sr.
Clewiston, Fla. • Clewiston H.S.

Has taken on a positive leadership role while starting every game at corner ... Is also a threat on special teams where he has blocked four kicks in his career ... Has come back strong to help solidify the secondary since missing the entire 2002 season with a knee injury ...

2004: Played in and started all 12 games, recording 16 solo stops and 15 assists ... Included in those 31 tackles are 1.5 tackles for loss ... Also has five pass break ups, one interception and one quarterback hurry ... Played 662 snaps on defense and 99 on special teams ... Had three solo stops and three assists, including one tackle for loss, and two passes broken up against USC ... Had an assisted tackle against Western Michigan ... Had three stops and a break-up against Duke ... Had two tackles against N.C. State ... Also was credited with 47 return yards when he took a lateral from Vincent Fuller on an interception ... Had three solo stops in the win over WVU ... Had three solo tackles at Wake Forest ... Had an assisted stop against FAMU in limited action ... Had just two tackles, but wasn't thrown at, against Georgia Tech ... Had a tackle and a pass break up at UNC ... Played 43 snaps against Maryland, recording three tackles and a pass breakup ... Picked up four tackles, including .5 for loss ... Had two tackles and an interception in the end zone in the win over Miami ...

Personal: Eric Denaud Green ... Born 3/16/82 in Pahokee, FL ... Son of Janice Freeman and Willie Green ... Graduated with a degree in residential property management.

Tackles	G	UT	AT	Tot.	Loss	Sacks
2000	11	19	12	31	1.0- 22	0- 0

2001	10	11	7	18	1.0-	10	0- 0
2003	13	41	17	58	2.0-	6	0- 0
2004	12	16	15	31	1.5-	1	0- 0
Career	46	87	51	138	5.5-	39	0- 0

----- 2004 Tackles Game-by-Game -----							
vs USC	1	3	3	6	1.0-	1	0- 0
WMU	1	0	1	1	0-	0	0- 0
Duke	1	0	3	3	0-	0	0- 0
NCSU	1	1	1	2	0-	0	0- 0
WVU	1	3	0	3	0-	0	0- 0
at WFU	1	3	0	3	0-	0	0- 0
FAMU	1	0	1	1	0-	0	0- 0
at GT	1	1	1	2	0-	0	0- 0
at UNC	1	1	0	1	0-	0	0- 0
MD	1	3	0	3	0-	0	0- 0
UVa	1	0	4	4	0.5-	0	0- 0
at UM	1	1	1	2	0-	0	0- 0

Interceptions	G	No.	Yds.	Avg.	TD	LG
2000	11	4	51	12.8	0	41
2001	10	0	0	0.0	0	0
2003	13	3	166	55.3	2	84
2004	12	1	47	47.0	0	47
Career	46	8	264	33.0	2	84



James
Griffin



Rover • 6-1 • 198 • Sr.
Memphis, Tenn. • East H.S.

Took over the starting rover duties this season ... Has been a steady player for the Hokies ... Is fourth on the team tackles ... Rates as a good tackler with excellent athletic ability ...

2004: Played in and started all 12 games, recording 30 solo stops and 23 assists ... Included in those 53 tackles are 3.5 tackles for loss and .5 sacks ... Also has one forced fumble, five pass break ups and an interception ... Played 526 snaps on defense and 60 on special teams ... Had two solo tackles and two assists, along with a forced fumble, against USC ... Had two solo stops and four assists against WMU ... Recorded three tackles against Duke ... Led the way with seven tackles, including one for a loss, against N.C. State ... Had four tackles and a pass break up against West Virginia ... Recorded four tackles, despite playing on a bad ankle, at Wake Forest ... Had a solo tackle in limited work against FAMU ... Had six tackles, including half a sack, at Georgia Tech ... Had three tackles, including one for a loss, and two break ups at North Carolina ... Intercepted his first collegiate pass against Maryland, returning it 11 yards ... Also had five tackles and a pass break up ... Was second on the squad with eight tackles against Virginia ... Picked up three tackles against Miami ...

Continued on following page



Griffin *continued*

Personal: James J. Griffin ... Born 12/28/81 in Memphis, TN ... Son of Jackie Griffin and Eric Avant ... Enrolled in sociology.

Tackles	G	UT	AT	Tot.	Loss	Sacks
2003	13	17	10	27	2.0-	15 1.0- 13
2004	12	30	23	53	3.5-	5 5- 2
Career	25	47	33	80	5.5-	20 1.5- 15

----- 2004 Tackles Game-by-Game -----						
vs USC	1	3	0	3	1.0-	1 0- 0
WMU	1	2	4	6	0-	0 0- 0
Duke	1	1	2	3	0-	0 0- 0
NCSU	1	4	3	7	1.0-	7 0- 0
WVU	1	2	2	4	0-	0 0- 0
at WFU	1	2	2	4	0-	0 0- 0
FAMU	1	1	0	1	0-	0 0- 0
at GT	1	2	4	6	0.5-	2 0.5- 2
at UNC	1	3	0	3	1.0-	1 0- 0
MD	1	3	2	5	0-	0 0- 0
UVa	1	6	2	8	0-	0 0- 0
at UM	1	1	2	3	0-	0 0- 0

Interceptions	G	No.	Yds.	Avg.	TD	LG
2004	12	1	11	11.0	0	11



Vince Hall



Linebacker • 6-0 • 237 • r-Fr.
Chesapeake, Va. • Western Branch H.S.

Named a third-team freshman All-American by *The Sporting News* ... Named an All-ACC Freshman Team selection by that same publication as a linebacker, picking up ACC Freshman Defensive Player of the Year honors, as well ... A young player who was pushed into starting duties when injuries arose ... Started the last 11 games for the Hokies ... Is second on the team in tackles ...

2004: Played in all 12 games, starting the last 11 ... Has recorded 20 solo stops and 42 assists ... Included in those 62 tackles are 3.5 tackles for loss and a sack ... Also has a forced fumble, three pass break ups and seven quarterback hurries ... Played 522 snaps on defense and 22 on special teams ... Picked up five tackles in his collegiate debut, coming against USC ... Made his first collegiate start the next week against Western, leading the team with 10 tackles ... Led the way with eight tackles and a break-up against Duke ... Had three stops against N.C. State ... Had four tackles, a forced fumble and his first collegiate sack in the win over No. 6 West Virginia ... Collected four tackles at Wake Forest and two more against FAMU ... Played 41

snaps on defense at Georgia Tech, recording four tackles, including .5 tackles for loss ... Played 31 snaps at UNC, tallying two stops ... Had two tackles against Maryland ... Led the team with 10 tackles and had a quarterback hurry against Virginia ... Once again led the way with eight tackles at Miami, picking up a pass break up as well ...

Personal: Vincent Larry Hall ... Born 12/3/84 in Kingsville, TX ... Son of Wilbert and Cathy Hall ... Studying business.

Tackles	G	UT	AT	Tot.	Loss	Sacks
2004	12	20	42	62	3.5-	10 1.0- 3

----- 2004 Tackles Game-by-Game -----						
vs USC	1	1	4	5	0-	0 0- 0
WMU	1	5	5	10	1.5-	6 0- 0
Duke	1	0	8	8	0-	0 0- 0
NCSU	1	1	2	3	0-	0 0- 0
WVU	1	3	1	4	1.0-	3 1.0- 3
at WFU	1	3	1	4	0-	0 0- 0
FAMU	1	2	0	2	0-	0 0- 0
at GT	1	2	2	4	0.5-	1 0- 0
at UNC	1	1	1	2	0-	0 0- 0
MD	1	0	2	2	0-	0 0- 0
UVa	1	0	10	10	0.5-	0 0- 0
at UM	1	2	6	8	0-	0 0- 0



Justin Hamilton



Tailback • 6-3 • 219 • r-Jr.
Clintwood, Va. • Clintwood H.S.

Has contributed as a tailback after spending the past two seasons at receiver ... Averages 4.5 yards per carry ... Can still line up at receiver to give Tech a different look ... Is smart and possesses a good feel for the game ...

2004: Played in all 12 games, rushing 74 times for 331 yards and three touchdowns ... Has also caught five passes for 25 yards ... Played 33 snaps against USC, rushing the ball eight times for 33 yards ... Scored his first touchdown of the season against WMU, a 1-yard plunge ... Finished the game with 41 yards on 12 carries ... Rushed 13 times for 64 yards and one TD against Duke ... Carried the ball just three times against N.C. State and twice against West Virginia ... Carried the ball eight times for 58 yards, including a 24-yarder, at Wake Forest ... Suffered a fumble on the 1-yard line as he was diving for a touchdown ... Rushed for 59 yards on 10 carries against FAMU ... Rushed for 48 yards and a touchdown in the win over Maryland ... Carried the ball four times against Virginia ... Had three rushes for 11 yards at Miami ...

Personal: Justin Lee Hamilton ... Born 9/17/82 in Norton, VA ... Son of Beth Stanley ... Enrolled in hospitality and tourism management.

Rushing	G	No.	Yds.	Avg.	TD	LG
2004	12	74	331	4.5	3	24

----- 2004 Rushing Game-by-Game -----						
vs USC	1	8	33	4.1	0	16
WMU	1	12	41	3.4	1	8
Duke	1	13	64	4.9	1	12
NCSU	1	3	-1	-0.3	0	3
WVU	1	2	3	1.5	0	2
at WFU	1	8	58	7.2	0	24
FAMU	1	10	59	5.9	0	16
at GT	1	0	0	0.0	0	0
at UNC	1	3	7	2.3	0	4
MD	1	8	48	6.0	1	22
UVa	1	4	8	2.0	0	4
at UM	1	3	11	3.7	0	6

Receiving	G	No.	Yds.	Avg.	TD	LG
2002	13	5	56	11.2	0	23
2003	13	23	282	12.3	1	29
2004	12	5	25	5.0	0	11
Career	38	33	363	11.0	1	29



Justin Harper



Split End • 6-3 • 203 • Fr.
Catawba, N.C. • Bandys H.S.

One of four freshmen who has seen action at receiver this year ... Has good size and true receiver skills ... Has a tremendous upside ...


2004: Played in 10 games, catching four passes for 82 yards and a touchdown ... Saw brief action on offense against USC, but came back to play 30 snaps against Western Michigan ... Caught three passes for 57 yards, including a 34-yard touchdown, in that game ... Played seven snaps on offense against Duke ... Did not play against N.C. State ... Had a 25-yard catch at Wake Forest ... Played 13 snaps against Maryland ... Caught two touchdown passes in Tech's 15-7 jayvee win over Fork Union ... Played 10 snaps against both Virginia and Miami ...

Personal: Justin Lamar Harper ... Born 2/24/85 ... Son of Oddie and Marva Harper ... Enrolled in university studies.

Receiving	G	No.	Yds.	Avg.	TD	LG
2004	10	4	82	20.5	1	34



Brenden Hill



Rover • 6-2 • 207 • r-So.
Newport News, Va. • Warwick H.S.


Has seen action on special teams, serving as one of the main cover men on kickoffs ... Moved from receiver to rover early in the season ...

2004: Played in nine games, seeing action on 44 special teams plays ... Has two solo tackles ... Was suspended for the first three games of the season ... Saw his first collegiate action against N.C. State, serving on the kickoff team ... Was also on the field for kickoffs for the eight remaining games ...

Personal: Brenden Dee Hill ... Born 7/7/84 in Newport News, VA ... Son of Ms. Shawn Hill and Merle Askew ... Enrolled in university studies.



Cory Holt




Quarterback • 6-4 • 208 • Fr.
Lexington, N.C. • Lexington H.S.


An exceptional athlete who served as the No. 3 quarterback this fall ... Has not played, protecting his redshirt status ... Enrolled at Tech in January and participated in spring practice ... Throws a great ball ... The biggest of Tech's quarterbacks ...

2004: Dressed for all of the games, but did not play, preserving his redshirt ...

Personal: Cory Lamont Holt ... Born 6/17/85 in Lexington, NC ... Son of Danny and Laura Fuller ... Enrolled in university studies.



Cedric Humes



Tailback • 6-1 • 230 • r-Jr.
Virginia Beach, Va. • Princess Anne H.S.

Was slow to recover 100 percent from a broken leg in the first scrimmage of the spring, but has come on strong of late ... Started the first three games at tailback ... A big, powerful runner who is hard to bring down ... Mixes good athletic ability with outstanding speed ... Played a big role in Tech's wins over Virginia and Miami ...

2004: Started the first three games and played in all 12 ... Carried the ball 124 times for 595 yards and five touchdowns ... Also has seven catches for 36 yards ... Carried the ball nine times for 26 yards and caught two passes for nine yards in the opener against USC ... Rushed for 51 yards, including a 51-yard touchdown, on 10 carries and caught two passes for 14 yards against WMU ... Carried the ball 17 times for 74 yards and a score against Duke ... Had just five carries against N.C. State and two against WVU ... Carried the ball once at Wake Forest, gaining 10 yards, but fumbling on the play ... Bounced back the next week to rush for a career-high 120 yards on 17 carries with two touchdowns against FAMU ... Had two carries for 13 yards at UNC ... Rushed for 85 yards on 18 carries in the win over Maryland ... Provided a big spark off the bench against Virginia, carrying the ball 15 times for 95 yards ... Had a 37-yard touchdown run to seal the victory ... Was the workhorse at Miami, rushing a career-high 27 times for 110 yards ... Had a long of 29 yards ...

Personal: Cedric Akeem Humes ... Born 8/7/83 in Virginia Beach, VA ... Son of Alfred and Sheria Humes ... Enrolled in residential property management.

Rushing	G	No.	Yds.	Avg.	TD	LG
2002	14	16	68	4.2	0	9
2003	13	65	380	5.9	5	58
2004	12	124	595	4.8	5	37
Career	39	205	1043	5.1	10	58

----- 2004 Rushing Game-by-Game -----						
vs USC	1	9	26	2.9	0	8
WMU	1	10	51	5.1	1	21
Duke	1	17	74	4.4	1	18
NCSU	1	5	2	0.4	0	4
WVU	1	2	6	3.0	0	3
at WFU	1	1	10	10.0	0	10
FAMU	1	17	120	7.1	2	15
at GT	1	1	3	3.0	0	3

at UNC	1	2	13	6.5	0	10
MD	1	18	85	4.7	0	19
UVa	1	15	95	6.3	1	37
at UM	1	27	110	4.1	0	29

Receiving	G	No.	Yds.	Avg.	TD	LG
2000	14	7	76	10.9	0	26
2003	13	4	31	7.8	0	14
2004	12	7	36	5.1	0	11
Career	39	18	143	7.9	0	26



Josh Hyman



Flanker • 5-11 • 191 • r-Fr.
Chesapeake, Va. • Deep Creek H.S.

An All-ACC Freshman Team selection by *The Sporting News* as a receiver ... The oldest of Tech's freshman receiving corps ... Started 10 games at the flanker position and one at split end ... His five touchdown receptions are the most for a Tech freshman or redshirt freshman since 1972, when freshmen became eligible to play ...

2004: Played in all 12 games, starting 11 ... Has 22 receptions for 420 yards and a team-high five touchdowns ... Earned the start and played 42 snaps against USC ... Caught a 12-yard touchdown pass in the second quarter ... Moved over to start at split end against WMU and caught four passes for 89 yards ... Led the way with four catches for 89 yards in the win over Duke ... Caught 34-yard score from Richard Johnson on a receiver pass ... Caught an 8-yard pass against N.C. State ... Played 60 offensive snaps against WVU, catching a 32-yard pass ... Caught one pass for 3 yards at Wake Forest ... Also had just one catch against FAMU, but it went for a 20-yard touchdown ... Caught three passes for 34 yards at Georgia Tech ... Bounced back from a rough game at North Carolina to make two nice catches over the middle against Maryland for 40 yards ... Caught four passes for a career-high 93 yards and two touchdowns against Virginia ... Had scoring receptions of 45 and 32 yards ... Performance earned him ACC Rookie of the Week honors ... Did not start against Miami due to an injury, but played 14 offensive snaps ...

Personal: Joshua Leonard Hyman ... Born 4/18/83 in Chesapeake, VA ... Son of Delphia Hughes ... Enrolled in university studies.

Continued on following page




Hyman *continued*

Receiving	G	No.	Yds.	Avg.	TD	LG
2004	12	22	420	19.1	5	45
-----2004 Receiving Game-by-Game-----						
vs USC	1	1	12	12.0	1	12
WMU	1	4	89	22.6	0	42
Duke	1	4	89	22.6	1	38
NCSU	1	1	8	8.0	0	8
WVU	1	1	32	32.0	0	32
at WFU	1	1	3	3.0	0	3
FAMU	1	1	20	20.0	1	20
at GT	1	3	34	11.3	0	16
at UNC	1	0	0	0.0	0	0
MD	1	2	40	20.0	0	20
UVa	1	4	93	23.3	2	45
at UM	1	0	0	0.0	0	0

K.O. Ret.	G	No.	Yds.	Avg.	TD	LG
2004	12	3	66	22.0	0	33



Mike Imoh



Tailback • 5-7 • 196 • Jr.
Fairfax, Va. • Robinson H.S.

A speedy player who ended up being the spark plug Tech's running game was looking for ... Set the school record for rushing yards in a game at North Carolina ... Does an excellent job in all phases of the game ... A tough runner with good speed and quickness ... Also returns kickoffs and punts ...

2004: Started the last nine games ... Was suspended the first three games of the season ... Carried the ball 152 times for 704 yards and six touchdowns ... Also has seven catches for 12 yards ... Returned for the N.C. State game, rushing for 74 yards and putting up 51 yards on kickoff returns ... Earned his first collegiate start the next week against West Virginia ... Responded with 206 all-purpose yards ... Carried the ball 30 times for 115 yards ... Rushed for 100 net yards on 29 carries in the win at Wake Forest ... Scored the game-winning touchdown on a 7-yard run with 2:10 left ... Carried the ball eight times in limited action against Florida A&M ... Rushed for 42 yards and a touchdown in the 62-0 win ... Played 63 offensive snaps at Georgia Tech, rushing 22 times for 77 yards ... Had a long rush of 34 yards ... Set the Virginia Tech single-game rushing record at North Carolina, carrying the ball 32 times for 243 yards ... Also scored a career-best two touchdowns and finished with 294 all-purpose yards ... Performance earned

him unanimous ACC Offensive Back of the Week honors ... Was on his way to another big game against Maryland before sustaining a strained hamstring in the first quarter ... Had 35 yards and two touchdowns on just seven carries before the injury ... Started against UVa, but played just 20 snaps, carrying the ball seven times for 22 yards ... Tried to go at Miami, but re-aggravated the injury early ... Played just three snaps, rushing three times for -4 yards ...

Personal: Michael U. Imoh ... Born 7/21/84 in Fairfax, VA ... Son of James and Alice Imoh ... Enrolled in consumer studies.

Rushing	G	No.	Yds.	Avg.	TD	LG
2002	5	10	38	3.8	0	18
2003	12	22	86	3.9	0	13
2004	9	152	704	4.6	6	47
Career	26	184	828	4.5	6	47

-----2004 Rushing Game-by-Game-----						
vs USC						Did not play
WMU						Did not play
Duke						Did not play
NCSU	1	14	74	5.3	0	41
WVU	1	30	115	3.8	0	13
at WFU	1	29	100	3.4	1	10
FAMU	1	8	42	5.2	1	10
at GT	1	22	77	3.5	0	34
at UNC	1	32	243	7.6	2	47
MD	1	7	35	5.0	2	21
UVa	1	7	22	3.1	0	11
at UM	1	3	-4	-1.3	0	0

Receiving	G	No.	Yds.	Avg.	TD	LG
2002	5	4	28	7.0	1	19
2003	12	9	113	12.6	3	43
2004	9	7	12	1.7	0	13
Career	26	20	153	7.7	4	43

K.O. Ret.	G	No.	Yds.	Avg.	TD	LG
2002	5	0	0	0.0	0	0
2003	12	18	549	30.5	1	91
2004	9	12	256	21.3	0	42
Career	26	30	805	26.8	1	91

Punt Ret.	G	No.	Yds.	Avg.	TD	LG
2004	9	6	55	9.2	0	32



Richard Johnson




Flanker • 5-10 • 187 • r-Sr.
Baltimore, Md. • Milford Mill Academy

Has provided senior leadership for Tech's young receivers ... Became the first Tech player since 1981 to throw and catch a touchdown pass in the same game when he did it against Duke ... Brings plenty of experience to the receiver positions ... A key player on special teams ...

2004: Saw action in all 12 games, catching eight passes for 99 yards and a touchdown ... Also caught a two-point conversion and threw a touchdown ... Played 45 snaps against USC, catching three passes for 27 yards ... Also returned punts in that game ... Played 17 snaps against WMU, catching a 32-yard pass ... Took a handoff from quarterback Bryan Randall and connected with Josh Hyman for a 34-yard touchdown against Duke ... Later caught an 11-yard scoring pass from Randall ... Played 32 snaps against WVU, catching a 3-yard pass ... Caught a key two-point conversion in the fourth-quarter comeback at Georgia Tech to tie the game at 20-all ... Had two punt returns for nine yards against UVa ... Played 16 snaps on offense and had two punt returns at Miami ...

Personal: Richard M. Johnson ... Born 6/17/82 in Baltimore, MD ... Son of Betty and Rodney Swayne ... Graduated with a degree in physical education.

Receiving	G	No.	Yds.	Avg.	TD	LG
2001	7	4	34	8.5	0	20
2002	13	14	147	10.5	0	39
2003	10	13	141	10.8	1	30
2004	12	8	99	12.4	1	32
Career	42	39	421	10.8	2	39



Jeff King



Tight End • 6-5 • 256 • r-Jr.
Pulaski, Va. • Pulaski County H.S.

A second-team All-ACC selection as the tight end ... Has been one of Tech's offensive leaders this season ... Started all 12 games ... Has four touchdown receptions, the most for a Tech tight end since 1990 ... Excels as a blocker and has outstanding hands ... Is tied for second on the team in receptions ...

2004: Saw action on 622 offensive snaps and 200 on special teams — tops on the team ... Has caught 22 passes for 292 yards and four touchdowns ... Had a big opener, catching four passes for 65 yards, against USC ... Caught a 12-yard pass in the win over WMU ... Had two catches for 21 yards against Duke ... Had a 25-yard catch against N.C. State ... Had two catches, both for first downs, for 19 yards in the win over West Virginia ... Led the team with three catches for 37 yards in the win at Wake Forest ... Caught 5-yard touchdown pass on the opening drive of that game ... Caught one

pass against Florida A&M, recording his second touchdown of the season ... Caught two passes for 53 yards, including a 35-yard touchdown, against Maryland ... Caught three passes for 24 yards against Virginia ... Scored Tech's first touchdown at Miami, catching a 3-yard pass ... Finished with three catches for 26, including a key third down reception on the final drive to move the chains ...

Personal: Jeffrey W. King ... Born 2/19/83 in Pulaski, VA ... Son of Jerry and Lynn King ... Graduated with a degree in finance.

Receiving	G	No.	Yds.	Avg.	TD	LG
2002	14	1	19	19.0	1	19
2003	13	6	109	18.2	1	31
2004	12	22	292	13.3	4	35
Career	39	29	420	14.5	6	35

-----2004 Receiving Game-by-Game-----

vs USC	1	4	65	16.3	0	22
WMU	1	1	12	12.0	0	12
Duke	1	2	21	10.5	0	18
NCSU	1	1	25	25.0	0	25
WVU	1	2	19	9.5	0	11
at WFU	1	3	37	12.3	1	24
FAMU	1	1	10	10.0	1	10
at GT	1	0	0	0.0	0	0
at UNC	1	0	0	0.0	0	0
MD	1	2	53	26.5	1	35
UVa	1	3	24	8.0	0	12
at UM	1	3	26	8.7	1	12



John Kinzer

Fullback • 6-2 • 246 • r-Fr.
Fairfax, Va. • Robinson H.S.

Won the starting fullback job in the preseason, but was slowed late in the season by a neck injury ... Saw action exclusively the latter part of the season due to the injury ... Has two touchdown catches ...

2004: Played in all 12 games, catching seven passes for 26 yards and two touchdowns ... Played on 150 offensive snaps and 82 on special teams ... Played 21 snaps against USC, catching an 8-yard pass ... Played 17 snaps against Western, catching two passes for six yards, including a 3-yard touchdown ... Earned his first start against Duke ... Caught a 4-yard scoring pass against N.C. State ... Had one catch at Wake Forest ... Played just 11 snaps at Georgia Tech due to an injury, but still caught an 8-yard pass ... Saw limited action due to a neck injury over the final four games ... Played on the field goal and PAT teams, but not at fullback ...

Personal: John Joseph Kinzer ... Born 8/23/84 in Norfolk, VA ... Son of John and Virginia Kinzer ... Enrolled in business.

Receiving	G	No.	Yds.	Avg.	TD	LG
2004	12	7	26	3.7	2	8



Jason Lallis

Defensive End • 6-0 • 250 • r-Sr.
Mitchellville, Md. • DeMatha H.S.

An versatile player who has been active for the Hokies this year ... Has scored touchdowns from the line position in each of the last three seasons ... Turned in a 59-yard fumble return for a TD in 2002 and had a 45-yard interception return for a score last year ... Added a fumble return for a score against Western Michigan this year ... Has played both defensive end and tackle in his career ...

2004: Played in all 12 games, seeing action on 237 defensive and 117 special teams snaps ... Has seven solo stops and six assists ... Included in those 13 tackles are 2.0 tackles for loss, both of which were sacks ... Also has two pass break ups, two quarterback hurries, one forced fumble and two fumble recoveries — one of which he returned for a touchdown ... Made the move over to defensive end against USC, playing 14 snaps ... Kept his streak alive the next week by once again finding the end zone in the home opener ... Tipped a pass that was caught by a Western Michigan offensive lineman ... In the middle of the tackle, stripped the ball out and went 28 yards for his third career touchdown ... Played 26 snaps on defense in that game, recording a sack ... Had four tackles against Duke ... Had two stops against WVU ... Had a tackle for a loss of 7 yards at Wake Forest ... Recorded two stops against FAMU ... Had a fumble recovery for 4 yards at Georgia Tech ... Picked up a tackle against both Virginia and Miami ...


Personal: Jason Christopher Lallis ... Born 2/4/82 in Washington, DC ... Son of Everett, Jr., and Martha Lallis ... Graduated with a degree in marketing management.

Tackles	G	UT	AT	Tot.	Loss	Sacks
2001	11	7	8	15	1.0- 3	1.0- 3
2002	12	24	24	48	4.0- 32	2.0- 27
2003	11	9	16	25	1.0- 3	1.0- 3
2004	12	7	6	13	2.0- 8	2.0- 8
Career	46	47	54	101	8.0- 46	6.0- 41

-----2004 Tackles Game-by-Game-----

vs USC	1	0	0	0	0- 0	0- 0
WMU	1	1	0	1	1.0- 1	1.0- 1
Duke	1	1	3	4	0- 0	0- 0
NCSU	1	0	0	0	0- 0	0- 0
WVU	1	1	1	2	0- 0	0- 0
at WFU	1	1	0	1	1.0- 7	1.0- 7
FAMU	1	2	0	2	0- 0	0- 0
at GT	1	0	0	0	0- 0	0- 0
at UNC	1	0	0	0	0- 0	0- 0
MD	1	0	1	1	0- 0	0- 0
UVa	1	0	1	1	0- 0	0- 0
at UM	1	1	0	1	0- 0	0- 0

Interceptions	G	No.	Yds.	Avg.	TD	LG
2003	11	1	45	45.0	1	45



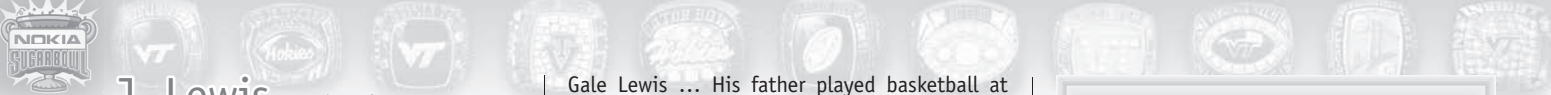
Jonathan Lewis

Defensive Tackle • 6-1 • 300 • Jr.
Richmond, Va. • Varina H.S.

An honorable mention All-ACC selection as a defensive lineman ... Has had a big season on Tech's defensive line ... A big, strong player who moves well ... Is eighth on the team in tackles and third in sacks ...

2004: Played in and started all 12 games, recording 17 solo stops and 21 assists ... Included in those 38 tackles are 10.0 tackles for loss and 4.0 sacks ... Also has two fumble recoveries, one pass break up and 14 quarterback hurries ... Played 434 snaps on defense and five on special teams ... Started against USC in the opener, playing 39 snaps ... Had two assisted tackles and two quarterback hurries ... Played 31 snaps against Western Michigan, registering a fumble recovery ... Recorded five tackles, including one for a loss, against Duke ... Had four tackles, including .5 for loss, against N.C. State ... Played his best game ever against West Virginia, recording seven tackles, including 1.5 for loss ... Had five total tackles at Wake Forest ... Included in those five stops were three tackles for loss, including two sacks ... Played just 15 snaps in the big win over FAMU, picking up a tackle ... Had five tackles, including .5 tackle for loss, at Georgia Tech ... Had two tackles at UNC ... Had three tackles, including two for loss and a sack, in the win over Maryland ... Had two tackles and a fumble recovery against Virginia ... Broke his finger in that game and was slowed for the Miami game ... Still started, and had two tackles, both for losses, against the Hurricanes ... Also had a sack ...

Continued on following page



J. Lewis *continued*

Personal: Jonathan M. Lewis ... Born 7/12/84 in Richmond, VA ... Son of David and Gale Lewis ... His brother, Kevin, is a redshirt senior defensive tackle on the Tech squad ... Enrolled in residential property management.

Tackles	G	UT	AT	Tot.	Loss	Sacks
2002	14	33	23	56	7.0- 23	2- 12
2003	13	36	33	69	7.0- 16	4- 14
2004	12	17	21	38	10.0- 31	4.0- 22
Career	39	86	77	163	24.0- 70	10.0- 48

----- 2004 Tackles Game-by-Game -----

vs USC	1	0	2	2	0- 0	0- 0
WMU	1	0	0	0	0- 0	0- 0
Duke	1	2	3	5	1.0- 2	0- 0
NCSU	1	1	3	4	0.5- 1	0- 0
WVU	1	4	3	7	1.5- 2	0- 0
at WFU	1	4	1	5	3.0- 12	2.0- 11
FAMU	1	1	0	1	0- 0	0- 0
at GT	1	1	4	5	0.5- 1	0- 0
at UNC	1	2	0	2	0- 0	0- 0
MD	1	1	2	3	2.0- 6	1.0- 4
UVa	1	0	2	2	0- 0	0- 0
at UM	1	1	1	2	1.5- 8	1.0- 7



Kevin Lewis



Defensive Tackle • 6-1 • 288 • r-Sr.
Richmond, Va. • Varina H.S.

A veteran performer who has been a leader along the defensive front this fall ... Uses his quickness, strength and experience to make plays ... Is at his best when he's challenged ... Holds his own at the point of attack ...

2004: Saw action in 11 games, playing 234 snaps on defense and two on special teams ... Has three solo stops and 14 assists ... Also has six quarterback hurries, one fumble recovery and an interception ... Played 23 snaps in the opener against USC, recording an assisted tackle and a quarterback hurry ... Played 24 snaps against Western, recording a solo tackle and two assisted stops ... Had five total tackles against Duke ... Had a tackle, fumble recovery and his first collegiate interception in the win over Florida A&M ... Had two assisted stops at Georgia Tech ... Had three stops against Maryland ... Had two tackles against UVa, but broke his hand and was slowed the next week against Miami ... Still played 16 snaps, picking up two quarterback hurries ...

Personal: Kevin André Lewis ... Born 4/26/80 in Richmond, VA ... Son of David and


Gale Lewis ... His father played basketball at North Carolina A&T ... His brother, Jonathan, is a junior defensive tackle on the Tech squad ... Graduated with a degree in residential property management.

Tackles	G	UT	AT	Tot.	Loss	Sacks
2000	8	7	8	15	3.0- 8	0- 0
2002	11	25	24	49	5.0- 15	1.0- 8
2003	12	20	23	43	6.0- 27	4.0- 21
2004	11	3	14	17	0- 0	0- 0
Career	42	55	69	124	14.0- 50	5.0- 29

----- 2004 Tackles Game-by-Game -----

vs USC	1	0	1	1	0- 0	0- 0
WMU	1	1	2	3	0- 0	0- 0
Duke	1	1	4	5	0- 0	0- 0
NCSU	1	0	0	0	0- 0	0- 0
WVU	1	0	0	0	Did not play	
at WFU	1	0	0	0	0- 0	0- 0
FAMU	1	0	1	1	0- 0	0- 0
at GT	1	0	2	2	0- 0	0- 0
at UNC	1	0	0	0	0- 0	0- 0
MD	1	1	2	3	0- 0	0- 0
UVa	1	0	2	2	0- 0	0- 0
at UM	1	0	0	0	0- 0	0- 0

Interceptions	G	No.	Yds.	Avg.	TD	LG
2004	11	1	13	13.0	0	13



Stevie Ray Lloyd



Linebacker • 5-11 • 233 • r-Fr.
Lynchburg, Va. • Jefferson Forest H.S.

A tough young player who came to Tech as a walk-on ... A regular on the kickoff coverage ... Impressed the coaches with his work ethic ... Made strides in the strength and conditioning program ... Second on the team in special teams tackles, including a team-high nine on kickoff coverage ...

2004: Has played in 11 games, recording 11 tackles ... Has played 57 snaps on special teams and 12 on defense ... Was in for four kickoff coverages, recording a solo tackle, against USC ... Had an assisted tackle on kickoff coverage in the win over WMU ... Had a solo tackle on kickoff coverage against Duke ... Had an assist on coverage against WVU ... Had a career-high four tackles against Florida A&M ... Played six plays on special teams at Georgia Tech ... Had an assisted tackle ... Had a solo tackle on kickoff coverage against both Maryland and Virginia ...

Personal: Stephen Ray Lloyd ... Born 4/9/85 in Lynchburg, VA ... Son of Steve and Kathy Lloyd ... Enrolled in university studies.

Tackles	G	UT	AT	Tot.	Loss	Sacks
2004	11	5	6	11	0- 0	0- 0



Michael Malone




Split End • 6-3 • 212 • r-So.
Friendswood, Texas • Friendswood H.S.

A young receiver who adds depth to the split end position ... Brings excellent size and athletic ability to the position ... Also contributes on Tech's punt block team ... Comes from an athletic background ... His father, Moses Malone, is a member of the NBA Hall of Fame ...

2004: Has played 41 snaps on special teams ... Was in for five special teams plays against USC ... Played four snaps on special teams against Western Michigan ... Played five snaps on offense against FAMU ... Played seven snaps on special teams at Georgia Tech ... Had two catches for 33 yards in the jayvee win over Fork Union ...

Personal: Michael Earl Malone ... Born 3/9/84 in Houston, TX ... Son of Moses and Alfreda Malone ... Enrolled in merchandising management.



Brandon Manning



Linebacker • 6-0 • 220 • r-Sr.
Harrisburg, Pa. • Central Dauphin H.S.

A senior leader who has been a big contributor on special teams this year ... Leads the squad with 15 special teams tackles ... Also saw extensive action in Tech's nickel package ... Has started 25 games at the whip position in his career ... Has been a Super Iron Hokie in the strength and conditioning program each year at

Tech ... Joined the Tech squad as a walk-on and earned a scholarship with hard work and steady play ...

2004: Played in all 12 games, recording 30 total tackles ... Has played 194 snaps on special teams and 82 on defense ... Has 12 solo stops and 18 assists, including 1.0 tackle for loss ... Also has two pass break ups ... Was in for 20 snaps on special teams in the season opener against USC ... Made the move from the whip spot to the backer spot for the Western Michigan games and was used mostly in nickel packages ... Played 22 snaps on defense in that game, recording two solo stops and four assists ... Had four stops, including one for loss, against N.C. State ... Had two tackles against Wake Forest ... Recorded six tackles and two break ups against Florida A&M ... Had two tackles at Georgia Tech ... Had four tackles in the win over Maryland ... Had two tackles on special teams against Virginia ...

Personal: Brandon Lee Manning ... Born 5/12/81 in Philadelphia, PA ... Son of Dr. Richard and Linda Manning ... Graduated with a degree in human nutrition, foods and exercise.

Tackles	G	UT	AT	Tot.	Loss	Sacks
2001	11	7	5	12	0- 0	0- 0
2002	14	37	38	75	5.0- 14	1.0- 6
2003	12	59	45	104	5.0- 27	1.0- 15
2004	12	12	18	30	1.0- 1	0- 0
Career	49	115	106	221	11.0- 42	2.0- 21




Jimmy Martin



Offensive Tackle • 6-5 • 289 • Jr.
Fairfax, Va. • Chantilly H.S.

An honorable mention All-ACC selection as an offensive tackle ... An All-ACC pick by Rivals.com at the tackle spot ... Started all 12 games at left tackle ... A rock solid performer this season ... Ranks as one of the best athletes on the offensive line ...

2004: Has played 665 snaps on offense, grading out a 86 percent with 18 knockdowns ... Was in for all 63 offensive snaps in the opener against USC ... Had a knockdown block against the Trojans ... Graded out at 80 percent with a knockdown block on 35 snaps against WMU ... Graded out at 88 percent with four knockdowns against Duke ... Played all 69 snaps against N.C. State, grading out at 88 percent with two knockdowns ... Graded out at 87 percent on 30



Jimmy Martin

snaps against West Virginia ... Graded out at 86 percent with two knockdowns at Wake Forest ... Played only 26 snaps in the big win over FAMU ... Played all 65 snaps at Georgia Tech, grading out at 95 percent with two knockdowns ... Graded out at 90 percent with a knockdown on 69 snaps at UNC ... Earned ACC Offensive Lineman of the Week honors after grading out at 90 percent with a knockdown on 58 snaps in Tech's big win over Maryland ... Played 56 snaps against Virginia, grading out at 84 percent with a knockdown ... Suffered a high ankle sprain and was slowed for the Miami game ... Started, but could only play 14 snaps, grading out at 80 percent with a knockdown ...

Personal: James Mercer Martin III ... Born 10/19/82 in Fairfax, VA ... Son of Susan Martin and Jim Martin ... Enrolled in residential property management.



Jared Mazzetta



Tight End • 6-4 • 259 • r-Sr.
Flemington, N.J. • Hunterdon Central H.S.

Has turned in the best season of his Tech career ... A spot starter in the two-tight end formation with Jeff King ... A senior leader ... Has good size and athletic ability ... Also sees a lot of action on special teams ... Has excellent hands ...

2004: Played in all 12 games, starting seven ... Has caught 13 passes for 162 yards and a

touchdown ... Earned his first collegiate start against USC, starting in a two-tight end set ... Played 21 snaps in that game, catching a 22-yard pass ... Started against WMU, playing 28 snaps ... Played 35 offensive snaps against Duke ... Played 28 snaps against NCSU, earning the start ... Caught a 9-yard pass against West Virginia ... Had a 16-yard grab at Wake Forest ... Had two catches for 16 yards against Florida A&M ... Picked up a big 21-yard catch at Georgia Tech ... Caught his first collegiate touchdown pass in the win over Maryland, a 15-yarder ... Finished with three catches for 34 yards ... Had two catches for 12 yards against Virginia ... Had a 22-yard grab at Miami ...

Personal: Jared Albert Mazzetta ... Born 6/4/81 in Plainfield, NJ ... Son of Mary Mazzetta and Anthony Mazzetta ... Graduated with a bachelor's degree in physical education ... Already earned his master's in physical education.

Receiving	G	No.	Yds.	Avg.	TD	LG
2001	11	0	0	0.0	0	0
2002	11	1	19	19.0	0	19
2003	13	3	44	14.7	0	19
2004	12	13	162	12.5	1	22
Career	47	17	225	13.2	1	22



Danny McGrath

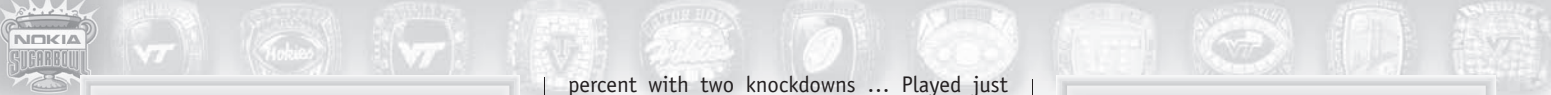


Center • 6-2 • 294 • r-So.
Herndon, Va. • Herndon H.S.

Helps provide solid depth at the center position ... A strong player who has been working in the athletic performance program to improve his quickness ... Brings a good work ethic and toughness to the position ...

2004: Has played in four games, seeing action on 72 offensive snaps and picking up four knockdowns ... Saw his first action of the year in the Western Michigan game ... Played 18 snaps, grading out at 91 percent with a knockdown block ... Was in for seven snaps on offense against Duke ... Played 39 snaps on offense against Florida A&M, grading out at 85 percent with two knockdowns ... Played eight snaps on offense against Maryland ...

Personal: Daniel Patrick McGrath ... Born 3/19/83 in Fairfax, VA ... Son of Tim McGrath and Rebecca Krausman ... Graduated with a degree in physical education.



James Miller



Offensive Guard • 6-6 • 299 • Sr.
Pompano Beach, Fla. • Ft. Lauderdale H.S.

Has made the most of his final season, starting all 12 games ... Has outstanding size and excellent lower body strength ... Provided good leadership along the offensive front ...

2004: Has played on 733 offensive snaps, grading out at 84 percent with 30 knockdowns ... Got the start in the season opener against USC, playing all 63 snaps ... Graded out at 80 percent with two knockdown blocks ... Had two knockdown blocks on 45 snaps against WMU ... Had five knockdowns and graded out at 82 percent against Duke ... Played all 69 snaps against NCSU, grading out at 84 percent with two knockdowns ... Graded out at 85 percent with a team-high four knockdowns on 81 snaps in the win over No. 6 West Virginia ... Played 65 snaps at Wake Forest, grading out at 85



James Miller

percent with two knockdowns ... Played just 26 offensive snaps in the big win over FAMU, picking up two knockdown blocks ... Played 65 snaps at Georgia Tech, grading out at 89 percent with two knockdown blocks ... Graded out at 87 percent with two knockdowns on 69 snaps at UNC ... Played 58 snaps against Maryland, grading out at 83 percent with two knockdowns ... Was in for 60 snaps against Virginia, grading out at 88 percent with two knockdowns ... Graded out at 92 percent with three knockdowns on 67 snaps in the win over Miami ...

Personal: James Miller ... Born 8/13/81 in Sylva, NC ... Son of Rick and Sherry Miller ... Graduated with a degree in residential property management.



Roland Minor



Cornerback • 6-0 • 196 • r-Fr.
Washington, D.C. • H.D. Woodson H.S.


An All-ACC Freshman Team selection by *The Sporting News* as a defensive back ... An aggressive young defensive back with a great upside ... Had two key interceptions at Georgia Tech, including one he returned for a touchdown ... Has seen a lot of action as Tech's nickel back ...

2004: Played in all 12 games, recording 15 tackles, four pass break ups and two interceptions ... Played briefly in the opener against USC, playing five snaps on defense ... Saw his playing time increase against Western Michigan, playing 17 snaps and recording a solo tackle ... Had a tackle against Duke ... Had two solo stops against WVU ... Made his first collegiate start against FAMU when the Hokies opened up in a nickel package ... Played 55 snaps on defense in that game, recording three tackles and three break ups ... Earned ACC Defensive Back of the Week honors for his play at Georgia Tech ... Had two key interceptions late in the game, returning the last one 64 yards for a touchdown ... Had two tackles against both Maryland and Virginia ...

Personal: Roland Lawrence Minor ... Born 8/1/84 in Washington, DC ... Son of Theresa Minor ... Studying management.

Tackles	G	UT	AT	Tot.	Loss	Sacks
2004	12	7	8	15	0- 0	0- 0

Interceptions	G	No.	Yds.	Avg.	TD	LG
2004	12	2	63	31.5	1	64



Will Montgomery




Center • 6-3 • 296 • r-Jr.
Clifton, Va. • Centreville, H.S.

An honorable mention All-ACC selection as a center ... Made the move from guard to center to replace All-American Jake Grove ... Had a great season in making the transition ... Originally joined the team as a walk-on defensive tackle and earned a scholarship ... One of the Hokies' top offensive linemen ... Has started 22 consecutive games on the line, starting 10 last year at guard ...

2004: Started all 12 games, playing 734 offensive snaps ... Has graded out at 89 percent with a team-high 46 knockdowns ... Made his collegiate start at center in the opener against USC ... Played all 63 offensive snaps, grading out at 84 percent with a team-high five knockdown blocks ... Led the team with an 87-percent gradeout and four knockdowns on 45 snaps against Western ... Had a team-high seven knockdowns and graded out at 90 percent in the win over Duke ... Played all 69 snaps against NCSU, grading out at 82 percent with a pair of knockdowns ... Graded out at 87 percent with three knockdowns against West Virginia ... Graded out at 86 percent with three knockdowns on 65 snaps at Wake Forest ... Played just 26 offensive snaps in the big win over FAMU, grading out at 92 percent with four knockdown blocks ... Had three knockdowns on 65 snaps while grading out at 89 percent at Georgia Tech ... Graded out at 90 percent with five knockdowns on 69 snaps at UNC ... Played 58 snaps against Maryland, grading out at 90 percent with two knockdowns ... Played 60 snaps against Virginia, grading out at 95 percent with four knockdowns ... Played 67 snaps at Miami, grading out at 95 percent with four knockdowns ...

Personal: William Michael Montgomery ... Born 2/13/83 in Brunswick, ME ... Son of Mike and Rose Montgomery ... Enrolled in business information technology.



Josh Morgan

Personal: Joshua L. Morgan ... Born 6/20/85 in Washington, DC ... Son of Dennis Morgan and LaWanda Ware ... Enrolled in business.

Receiving	G	No.	Yds.	Avg.	TD	LG
2004	11	12	220	18.3	1	51

-----2004 Receiving Game-by-Game-----						
vs USC	Did not play					
WMU	1	2	31	15.5	0	21
Duke	1	0	0	0.0	0	0
NCSU	1	1	23	23.0	0	23
WVU	1	1	15	15.0	0	15
at WFU	1	1	18	18.0	0	18
FAMU	1	1	9	9.0	0	9
at GT	1	2	79	39.5	1	51
at UNC	1	1	12	12.0	0	12
MD	1	0	0	0.0	0	0
UVa	1	3	33	11.0	0	21
at UM	1	0	0	0.0	0	0



Josh Morgan




Split End • 6-1 • 211 • Fr.
Washington, D.C. • H.D. Woodson H.S.

Has become a dependable receiver as a true freshman ... Has shown the ability to make big plays ... A young receiver who has been a factor this season ... Is the No. 2 man at the split end position ... Enrolled at Tech in January and participated in spring practice ...

2004: Played in 11 games, starting one ... Has 12 catches for 220 yards and a touchdown ... Saw his first collegiate action against Western Michigan, playing 29 snaps ... Caught two passes for 31 yards in that game ... Played 11 snaps against Duke ... Had a key 23-yard catch on the final drive against N.C. State ... Played 14 snaps against WVU ... Had a big 18-yard catch on the opening drive at Wake Forest ... Had a 9-yard catch against FAMU ... Scored the game-winning touchdown at Georgia Tech, catching a 51-yard score ... Finished the game with two catches for 79 yards ... Had a 12-yard catch at UNC ... Played 25 snaps against Maryland ... Had three catches for 33 yards against Virginia ... Made his first collegiate start at Miami ...



Jason G. Murphy



Offensive Guard • 6-2 • 301 • r-Jr.
Baltimore, Md. • Edmondson Westside H.S.

Started the last six games at left guard ... Helped solidify the offensive line with the move ... Continues to make strides on the offensive side of the ball after starting his career on the defensive line ... A physical player who brings good athleticism and footwork to the position ...

2004: Has played 405 snaps on offense, grading out at 78 percent with 28 knockdowns ... Saw his first action of the season against Western Michigan, playing 27 snaps ... Graded out at 85 percent with three knockdown blocks in that game ... Was in for 14 snaps on offense against Duke ... Played a career-high 40 offensive snaps against West Virginia, notching two knockdowns ... Played 41 snaps against Wake Forest, picking up a knockdown block ... Earned his first collegiate start against Florida A&M the next week ... Played 29 snaps in that game ... Started at Georgia Tech and played 43 snaps ... Picked up a team-high four knockdowns ... Graded out at 81 percent with five knockdowns on 69 snaps at UNC ... Played 27 snaps against Maryland, picking up three knockdowns ... Played 48 snaps on offense against Virginia, picking up two knockdowns ... Played all 67 snaps at Miami, picking up a career-high six knockdown blocks ...

Personal: Jason G. Murphy ... Born 8/7/82 in Baltimore, MD ... Son of Benjamin and Anna Murphy ... Enrolled in residential property management.



Brandon Pace



Place-kicker • 5-10 • 199 • r-So.
Virginia Beach, Va. • Kellam H.S.

A first-team All-ACC selection as the place-kicker ... A semifinalist for the Lou Groza Award, the award for the nation's top collegiate kicker ... The ACC leader in scoring, averaging 8.75 points per game ... Is ranked eighth nationally in field goals, averaging 1.75 per game ... Needs two field goals to set a new school single-season record and three points to set new school mark for points in a season by a kicker ... Gets quick height on the ball ...

2004: Was 42-for-43 on PATs and 21-for-26 on field goals, scoring 105 points ... Has a long of 46 yards ... Had a successful debut as Tech's kicker, making all three kicks in the opener against top-ranked Southern California ... Made field goals of 35 and 42 yards, as well as his lone PAT ... Made good on all nine PATs in the shutout win over Western Michigan ... Kicked two field goals and five PATs against Duke ... Was 3-for-5 on field goals and 1-for-1 on PATs against N.C. State ... Missed the game-winning 43-yarder as time expired ... Came back a week later to hit 4-of-5 field goal attempts, including a career-long 46-yarder, in Tech's 19-13 win over No. 6 West Virginia ... Was named one of the Lou Groza Award "Stars of the Week" for his performance ... Went 1-for-2 on field goals at Wake Forest, making a 26-yarder, but missing a 47-yard kick ... Went 2-for-2 on PATs ... Made both of his field goals — from 44 and 32 yards — and all six PATs in the big win over Florida A&M ... Was 3-for-3 on PATs and made a 30-yard field goal at Georgia Tech ... Made all three of his PATs, as well as two field goals in Tech's three-point win at North Carolina ... Made a pair of field goals — 27 and 34 yards — along with all seven PATs against Maryland ... Made all three PATs and a 31-yard field goal against Virginia ... Drilled a 45-yard field goal to end the first half at Miami ... Was 1-for-2 on PATs as his second kick was blocked ...

Personal: Brandon Kyle Pace ... Born 11/11/83 in Virginia Beach, VA ... Son of Fred and Donna Pace ... Enrolled in sociology.

Scoring	G	EP-A	FGM-A	LG	TP
2003	12	4- 4	0- 0	0	4
2004	12	42-43	21-26	46	105
Career	24	46-47	21-26	46	109

Field Goals	18-29 yds	30-39	40-49	50+
2004	7- 7	10-13	4- 6	0- 0



Mike Parham




Offensive Guard • 6-0 • 273 • r-So.
Petersburg, Va. • Petersburg H.S.

A versatile lineman who joined the team as an invited walk-on ... Practiced at center last year, but has served as a back-up at guard this season ... Brings a good attitude and a desire to succeed to the field ...

2004: Was in for 64 offensive snaps, coming in four games ... Saw his first action of the season against Western Michigan, playing 15 snaps and grading out at 93 percent ... Was in briefly on offense against Duke ... Played 39 snaps on offense against FAMU, grading out at 90 percent with a knockdown block ... Played six snaps on offense against Maryland ... Missed the UVa game with an ankle injury ...

Personal: Michael Nathaniel Parham, Jr. ... Born 9/13/84 in Petersburg, VA ... Son of Michael Parham, Sr. ... Enrolled in family financial management.




D.J. Parker



Cornerback • 5-11 • 171 • Fr.
Hampton, Va. • Phoebus H.S.

A valuable special teams player and reserve at corner as a true freshman ... Has played 102 snaps on special teams and has five special teams tackles ... One of eight true freshmen to play for the Hokies thus far ... Is just starting to scratch his full potential ...

2004: Played in 11 games, recording 10



Carlton Powell

tackles ... Saw action on four special teams plays in the opener against USC ... Played 15 snaps on defense against WMU, recording two solo tackles ... Had a tackle and forced fumble against Duke ... Recorded two solo tackles in the win over West Virginia ... Had two tackles against Florida A&M ... Played three snaps on defense at UNC ... Played 19 snaps on defense against Maryland ... Had an assisted tackle against Virginia ...

Personal: Dorian James Parker ... Born 4/18/85 ... Son of Angela Parker ... Enrolled in university studies.

Tackles	G	UT	AT	Tot.	Loss	Sacks
2004	11	7	3	10	0- 0	0- 0



Robert Parker




Split End • 6-1 • 210 • r-So.
Chesapeake, Va. • Oscar Smith H.S.

Has been a regular performer on special teams this season ... Has excelled in the strength and conditioning program ... Possesses both good size and excellent speed ... Provides depth at flanker ...

2004: Played in 11 games, recording two tackles ... Was in for 13 snaps on special teams against USC ... Had an assisted tackle in that game ... Played four snaps on special teams

against WMU ... Had a tackle on special teams at Wake Forest ... Saw brief action on offense against Florida A&M ...

Personal: Robert Darnell Parker ... Born 3/10/84 in Norfolk, VA ... Son of George and Gina Blanchard ... Enrolled in residential property management.



Carlton Powell



Defensive Tackle • 6-2 • 287 • r-Fr.
Chesapeake, Va. • Great Bridge H.S.

Has seen a lot of action as the back up to Jim Davis ... Shows a knack for getting off blocks and making plays ... Plays hard and possesses good strength ...

2004: Saw action in all 12 games, recording six solo stops and 10 assists ... Included in those 16 tackles are 5.0 tackles for loss ... Also has six quarterback hurries and a forced fumble ... Played 13 snaps on defense against USC, registering a quarterback hurry ... Was in for 26 snaps against Western ... Recorded two solo stops and two assists against Duke ... Had two stops, including 1.5 for loss, against N.C. State ... Had three tackles, including 1.5 for loss, against WVU ... Had an assisted tackle at Wake Forest ... Earned his first collegiate start against Florida A&M ... Played just 14 snaps in the big win ... Had a tackle and a forced fumble at Georgia Tech ... Had three tackles, including two for loss, in the win over Maryland ... Had a tackle and a quarterback hurry against Virginia ... Had an assisted tackle at Miami ...

Personal: Carlton Eugene Powell, Jr. ... Born 8/14/85 in Norfolk, VA ... Son of Carlton and Jay Powell ... Enrolled in university studies.

Tackles	G	UT	AT	Tot.	Loss	Sacks
2004	12	6	10	16	5.0- 15	0- 0

2004 Tackles Game-by-Game						
vs USC	1	0	0	0	0- 0	0- 0
WMU	1	0	0	0	0- 0	0- 0
Duke	1	2	2	4	0- 0	0- 0
NCSU	1	1	1	2	1.5- 4	0- 0
WVU	1	1	2	3	1.5- 3	0- 0
at WFU	1	0	1	1	0- 0	0- 0
FAMU	1	0	0	0	0- 0	0- 0
at GT	1	1	0	1	0- 0	0- 0
at UNC	1	0	0	0	0- 0	0- 0
MD	1	1	2	3	2.0- 8	0- 0
UVa	1	0	1	1	0- 0	0- 0
at UM	1	0	1	1	0- 0	0- 0



Bryan Randall



Quarterback • 6-0 • 222 • Sr.
Williamsburg, Va. • Bruton H.S.

Named the ACC Player of the Year, as well as the league's offensive player of the year ... A first-team All-ACC selection as the quarterback ... An All-ACC quarterback pick by Rivals.com ... Won the Dudley Award, given to the state's top collegiate player ... The leader of the Tech offense ... A mobile quarterback who can make plays when things break down ... Started all 12 games this year and the last 37 games for the Hokies ... Has great composure and leadership skills ... Tech's all-time leader in career total offense with 7,690 yards and Tech's all-time leader in passing yards with 6,190 ... Needs two touchdown passes to establish a new school career mark ... Earned an \$18,000 post-graduate scholarship from the National Football Foundation and College Hall of Fame as part of the 2004 National Scholar-Athlete Class ...

2004: Has completed 149-of-268 passes for 1,965 yards and 19 touchdowns ... Has thrown seven interceptions ... Has 127 rushes for 466 net yards and three touchdowns ... Started the season in impressive fashion on national



Bryan Randall

television, leading the Hokies to a near-upset of top-ranked USC ... Rushed for a game-high 82 yards and threw for 153 yards ... Had a 12-yard touchdown pass to Josh Hyman to give the Hokies a second-quarter lead ... Completed 15-of-21 passes for 253 yards and two touchdowns against Western Michigan ... Had scoring tosses of 35 and 3 yards ... Also had an interception ... Completed 12-of-24 passes for 138 yards and a score against Duke ... Threw two interceptions ... Also led the team with 93 yards rushing, including a 30-yard touchdown scamper ... Completed 11-of-25 passes for 156 yards and a score against N.C. State ... Broke the school record for total offense and consecutive starts by a quarterback in that game ... Ran for 70 yards and threw for 142 in the win over No. 6 West Virginia ... Completed 16-of-34 passes, but threw an interception that was returned for a score ... Completed 12-of-18 passes for 119 yards and a touchdown at Wake Forest ... Also ran for 46 yards ... Engineered his first game-winning, fourth-quarter drive when he led the Hokies to a touchdown with 2:10 left in a 17-10 win ... Had runs of 12, 12 and 21 yards, respectively, on that drive ... Played a little over a quarter the next week in a 62-0 win over Florida A&M ... Completed 9-of-14 passes for 115 yards and four touchdowns in that short time ... Also had 23 yards rushing and had a 68-yard touchdown run called back by penalty ... Led the Hokies to a big fourth-quarter comeback win at Georgia Tech ... Started the scoring with a 34-yard touchdown pass in the second quarter ... Had scoring passes of 51 and 80 yards, plus a key 32-yard run, in the fourth quarter ... Also had a successful two-point conversion pass completion ... Finished the game 18-of-31 passing with three touchdowns and an interception ... Had 304 passing yards and 64 yards rushing ... Had a quiet day at UNC, completing 7-of-18 passes for 100 yards ... Was the victim of several dropped passes in the game ... Rushed 12 times for 11 net yards, including a 1-yard touchdown run ... Tossed a pair of touchdowns and ran for another in the big win over Maryland ... Threw for 137 yards on 8-of-14 passing and ran for 41 yards ... Picked up ACC Offensive Back of the Week honors after a big game against Virginia ... Threw for 200 yards to become the school's all-time leading passer ... Completed 16-of-22 passes, including two long touchdown passes to Josh Hyman ... Led the Hokies to an ACC title with the win at Miami ... Completed 11-of-18 passes for 148 yards ... Had touchdown passes of 3 and 39 yards ... Also rushed for 34 yards ...

Personal: Bryan Jemar Randall ... Born 8/16/83 in Charleston, WV ... Son of Edgar and Belinda Randall ... His father played basketball at West Virginia State ... Brother, Brandon, played basketball at Hampden-Sydney ... Graduated in three years with a degree in sociology ... Taking graduate classes in health promotions.

Passing	G	Att- Comp	Pct.	Yds.	TD	Int
2001	8	34- 12	35.3	114	0	1
2002	14	248- 158	63.7	2134	12	11
2003	13	245- 150	61.2	1996	15	10
2004	12	268- 149	55.6	1965	19	7
Career	47	795- 469	60.0	6209	46	29

----- 2004 Passing Game-by-Game -----


vs USC	1	29-	14	48.3	153	1	1
WMU	1	21-	15	71.4	253	2	1
Duke	1	24-	12	50.0	138	1	2
NCSU	1	25-	11	44.0	156	1	0
WVU	1	34-	16	47.1	142	0	2
at WFU	1	18-	12	66.7	119	1	0
FAMU	1	14-	9	64.3	115	4	0
at GT	1	31-	18	58.1	304	3	1
at UNC	1	18-	7	38.9	100	0	0
MD	1	14-	8	57.1	137	2	0
Uva	1	22-	16	72.7	200	2	0
at UM	1	18-	11	61.1	148	2	0

Rushing

	G	No.	Yds.	Avg.	TD	LG
2001	8	20	104	5.2	0	24
2002	14	171	507	3.0	3	34
2003	13	82	404	4.9	5	75
2004	12	127	466	3.7	3	35
Career	47	400	1481	3.7	11	75

----- 2004 Rushing Game-by-Game -----

vs USC	1	17	82	4.8	0	23
WMU	1	2	0	0.0	0	1
Duke	1	12	93	7.8	1	30
NCSU	1	19	-28	-1.5	0	14
WVU	1	12	70	5.8	0	21
at WFU	1	10	46	4.6	0	21
FAMU	1	1	23	23.0	0	23
at GT	1	9	64	7.1	0	32
at UNC	1	12	11	0.9	1	14
MD	1	9	41	4.6	1	16
Uva	1	11	30	2.7	0	11
at UM	1	13	34	2.6	0	35



Kory Robertson



Defensive Tackle • 6-2 • 317 • r-Fr.
Martinsville, Va. • Magna Vista H.S.

Saw action in five games as a backup defensive tackle ... Is big and quick, but yet to reach his potential ...

2004: Has recorded four tackles ... Played two snaps in the opener against USC, recording an assisted tackle ... Played 18 snaps on defense against WMU ... Had an assisted tackle against Duke ... Played 32 snaps on defense against FAMU, picking up a solo tackle ... Had an assisted tackle against Maryland ...

Personal: Kory Waurez Robertson ... Born 12/12/84 in Atlanta, GA ... Son of John Robertson and Sharon Pittman ... Has lived with his grandparents, John and Mary Robertson, since the age of 5 ... Enrolled in university studies.

Tackles	G	UT	AT	Tot.	Loss	Sacks
2004	5	1	3	4	0- 0	0- 0



Aaron Rouse



Linebacker • 6-3 • 210 • r-So.
Virginia Beach, Va. • First Colonial H.S.

A big, fast playmaker ... Has seen a lot of action at the whip linebacker spot ... Has good size and excellent athletic skills ... Also contributes on special teams ... Plays with good instincts and a constant motor ...

2004: Saw action in all 12 games, recording 13 solo stops and 19 assists ... Was in for 284 defensive plays and 50 on special teams ... Included in those 32 stops are 2.5 tackles for loss ... Also has one forced fumble ... Played 18 snaps in the opener against USC, picking up a solo tackle and an assist ... Played 36 snaps on defense against WMU, recording two solo tackles, an assist and a forced fumble ... Had five total tackles against Duke ... Was in on five tackles, including .5 for loss, against N.C. State ... Had two stops against WVU ... Had a tackle for a 7-yard loss against FAMU ... Had two stops at Georgia Tech ... Played 14 snaps on defense at UNC ... Had four tackles, including one for a



Aaron Rouse

loss, in the win over Maryland ... Picked up two tackles against Virginia ... Had a solo stop and three assists at Miami ...

Personal: Aaron Roosevelt Rouse ... Born 1/8/84 in Norfolk, VA ... Son of Nadine Rouse ... Enrolled in consumer studies.

Tackles	G	UT	AT	Tot.	Loss	Sacks
2003	13	19	27	46	3.0- 8	0- 0
2004	12	13	19	32	2.5- 15	0- 0
Career	25	32	46	78	5.5- 23	0- 0
----- 2004 Tackles Game-by-Game -----						
vs USC	1	1	1	2	0- 0	0- 0
WMU	1	2	1	3	0- 0	0- 0
Duke	1	1	4	5	0- 0	0- 0
NCSU	1	1	4	5	0.5- 1	0- 0
WVU	1	1	1	2	0- 0	0- 0
at WFU	1	1	1	2	0- 0	0- 0
FAMU	1	1	0	1	1.0- 7	0- 0
at GT	1	1	1	2	0- 0	0- 0
at UNC	1	0	0	0	0- 0	0- 0
MD	1	1	3	4	1.0- 7	0- 0
UVa	1	2	0	2	0- 0	0- 0
at UM	1	1	3	4	0- 0	0- 0




Eddie Royal



Flanker • 5-10 • 170 • Fr.
Herndon, Va. • Westfield H.S.

A second-team freshman All-America pick as a utility man by Rivals.com ... Has seen the most action of any true freshman ... Leads the team in receptions and receiving yards ... A tremendous athlete who has stepped in and taken over the starting flanker position ... Started 10 of 12 games this year, playing in 11 ... Also contributes on special teams as a return man ... Averaging 89.8 all-purpose yards per game ... Caught the winning touchdown pass against Miami and turned in a game-breaking, 80-yard reception at Georgia Tech ...

2004: Leads the team with 25 catches for 433 yards and three touchdowns ... Also averages 27.0 on kick returns and 11.0 on punt returns ... Has seen action on 328 snaps on offense and 85 on special teams ... Wasted little time in taking the field as a true freshman, taking the opening kickoff of the season back 28 yards ... Got his first collegiate start the next week against Western Michigan ... Scored the game's first touchdown on an 11-yard reverse ... Later scored on a 35-yard touchdown pass ... Finished the game with two catches for 67 yards ... Caught two passes and also returned



Eddie Royal

punts and kickoffs against Duke ... Had a big day returning punts against N.C. State ... Had a long of 58 yards ... Finished with 107 yards on three returns ... Also caught two passes for 47 yards ... Caught an 8-yard pass on Tech's first offensive possession against WVU, but suffered a slight concussion on that play ... Missed the rest of the first half ... Returned in the second half to catch 5 passes for 37 yards ... Finished the game with a career-high six receptions for 45 yards ... Caught two passes for 15 yards at Wake Forest ... Missed the FAMU game due to an illness ... Started at Georgia Tech and scored on a big 80-yard touchdown catch-and-run ... The 80-yard score was the longest by a Tech freshman since freshmen were eligible to play in 1972 ... Finished the game with three catches for 91 yards ... Did suffer a fumble on a kickoff return ... Had four catches for 84 yards, as well as a 25-yard kickoff return, at North Carolina ... Had three punt returns for 24 yards and a 47-yard kickoff return against Maryland ... Caught two passes for 21 yards against Virginia ... Also had two punt returns for 10 yards and an 84-yard kickoff return ... Caught two passes for 44 yards, including the game-winning, 39-yard touchdown pass in the fourth quarter, at Miami ... Had an 18-yard punt return to set up that drive ...

Personal: William Edward Royal ... Born 5/21/86 in Alexandria, VA ... Son of Pearl Royal ... Enrolled in liberal arts and human sciences.

Receiving	G	No.	Yds.	Avg.	TD	LG
2004	11	25	433	17.3	3	80
-----2004 Receiving Game-by-Game-----						
vs USC	1	0	0	0.0	0	0
WMU	1	2	67	33.5	1	35
Duke	1	2	19	9.5	0	14
NCSU	1	2	47	23.5	0	32
WVU	1	6	45	7.5	0	12
at WFU	1	2	15	7.5	0	9
FAMU	1		Did not play			
at GT	1	3	91	30.3	1	80
at UNC	1	4	84	21.0	0	43
MD	1	0	0	0.0	0	0
UVa	1	2	21	10.5	0	11
at UM	1	2	44	22.0	1	39
K.O. Ret.	G	No.	Yds.	Avg.	TD	LG
2004	11	10	270	27.0	0	47
Punt Ret.	G	No.	Yds.	Avg.	TD	LG
2004	11	25	274	11.0	0	58



Bob Ruff



Defensive End • 6-1 • 238 • Sr.
McMurray, Pa. • Peters Township H.S.

A valuable team player who has provided senior leadership ... Also provides depth at defensive end ... A starter on the kickoff return team ... Brings top effort to the field every day ... Joined the team as an invited walk-on in 2001 ...

2004: Played in all 12 games, mostly on special teams ... Has two solo tackles and two assists, playing in 68 defensive snaps and 43 on special teams ... Was in for seven snaps on special teams in the opener against USC ... Played 14 snaps on defense against Western, registering an assisted tackle ... Had two tackles

against FAMU ... Played 11 snaps on defense against Maryland, picking up a tackle ...

Personal: Robert Ryan Ruff ... Born 9/23/82 in Bryn Mawr, PA ... Son of Robert and Christine Ruff ... Enrolled in family financial management.



Tim Sandidge



Defensive Tackle • 6-1 • 304 • r-Jr.
Madison Heights, Va. • Amherst County H.S.

An experienced defensive tackle who has seen action in nine games ... Has six starts in his career ... Possesses good quickness and athletic ability for a 300-pounder ...

2004: Has recorded three solo tackles and four assists ... Included in those seven tackles are 1.5 tackles for loss and .5 sacks ... Also has three quarterback hurries ... Played 12 snaps in the opener against USC ... Was in for 17 snaps on defense against Western Michigan, recording an assisted tackle ... Had two stops, including one for a loss, against Duke ... Had two tackles against Florida A&M ... Played just three snaps at Georgia Tech, but had half a sack in that span ... Had a quarterback hurry on the final drive against Miami ...

Personal: Timothy Allan Sandidge ... Born 6/12/83 in Lynchburg, VA ... Son of Robert and Dorothy Sandidge ... Enrolled in residential property management.

Tackles	G	UT	AT	Tot.	Loss	Sacks
2002	13	13	17	30	5.0- 28	4.0- 25
2003	13	21	26	47	3.0- 3	1.0- 1
2004	9	3	4	7	1.5- 3	.5- 2
Career	35	37	47	84	9.5- 34	5.5- 28



Nic Schmitt



Punter/Place-kicker • 6-1 • 260 • r-So.
Salem, Va. • Salem H.S.

A left-footed kicker with an extremely powerful leg ... Provides depth as both the punter and place-kicker ...


2004: Saw his first action of the year against Florida A&M, making both of his PATs ... Had a 43-yard punt in the win over Maryland ...

Personal: Nicolas James Schmitt ... Born 1/5/84 in Springfield, MO ... Son of Rick and Bonnie Schmitt ... Studying agriculture.

Scoring	G	EP-A	FGM-A	LG	TP
2002	5	14-14	2-6	22	20
2004	2	2-2	0-0	0	2
Career	7	16-16	2-6	22	20

Field Goals	10-29 yds	30-39	40-49	50+
2002	2-2	0-1	0-3	0-0

Punting	G	No.	Yds.	Avg.	LG	I20
2004	2	1	43	43.0	43	0



Darryl Tapp



Defensive End • 6-1 • 264 • Jr.
Chesapeake, Va. • Deep Creek H.S.

A first-team All-ACC selection as a defensive lineman ... An All-ACC defensive end pick by Rivals.com ... An explosive performer who has had a big season ... Leads the team in sacks, tackles for loss and quarterback hurries ... Plays hard and plays fast ... Was named the Hokies'

Continued on following page



2004 ACC CHAMPION

2005 SUGAR BOWL



Tapp *continued*

most valuable defensive player of the spring ... Has made himself an outstanding player through hard work ...

2004: Started all 12 games, registering 24 solo tackles and 31 assists ... Included in those 55 tackles — third-best on the team — are 16.5 tackles for loss and 8.5 sacks ... Also has 23 quarterback hurries, two fumble recoveries, a forced fumble, a pass break up, an interception



Darryl Tapp

and a blocked kick ... Has seen action on 440 defensive snaps and 104 on special teams ... Led the team with nine tackles, including a sack and 1.5 tackles for loss, in the opener against USC ... Had four assisted tackles and three quarterback hurries against WMU ... Also blocked a punt, his first career block ... Recorded six tackles, including 2.5 sacks, in the win over Duke ... Had four tackles, including 1.5 for loss, against N.C. State ... Had five tackles,

including one for a loss, and five quarterback hurries in the win over West Virginia ... Had six total tackles, including two for loss and a sack, at Wake Forest ... Had a busy first eight minutes against Florida A&M ... Picked up a sack, forced fumble, fumble recovery, quarterback hurry and interception ... Played just 15 snaps on the day in the game ... Tied for the team lead with eight tackles at Georgia Tech ... Had a tackle for loss ... Had four tackles, including two sacks, at North Carolina ... Had just one tackle against Maryland, but it was for a loss ... Picked up five tackles, including 1.5 for loss, and a fumble recovery, in the win over Virginia ... Had two tackles at Miami, both of which were for losses ... Included in that total was a sack ...


Personal: Darryl Anthony Tapp ... Born 9/13/84 in Portsmouth, VA ... Son of Charles, Sr., and Ruth Tapp ... Studying marketing.

Tackles	G	UT	AT	Tot.	Loss	Sacks
2002	14	9	12	21	0- 0	0- 0
2003	13	32	26	58	9.0- 40	3.0- 27
2004	12	24	31	55	16.5- 82	8.5- 54
Career	39	65	69	134	25.5- 122	11.5- 81


----- **2004 Tackles Game-by-Game** -----

vs USC	1	3	6	9	1.5-	7	1.0-	6
WMU	1	0	4	4	0-	0	0-	0
Duke	1	2	4	6	2.5-	16	2.5-	16
NCSU	1	2	2	4	1.5-	5	0-	0
WVU	1	2	3	5	1.0-	9	0-	0
at WFU	1	3	3	6	2.0-	5	1.0-	3
FAMU	1	1	0	1	1.0-	12	1.0-	12
at GT	1	2	6	8	1.0-	2	0-	0
at UNC	1	4	0	4	2.0-	11	2.0-	11
MD	1	1	0	1	1.0-	4	0-	0
UVa	1	3	2	5	1.5-	4	0-	0
at UM	1	1	1	2	2.0-	7	1.0-	6

Interceptions	G	No.	Yds.	Avg.	TD	LG
2004	12	1	0	0.0	0	0



Jordan Trott



Defensive End • 6-4 • 238 • r-Jr.
Torrance, Calif. • Loyola H.S.

Battled back from off-season back surgery to dress for the last three games ... Is learning a new position after moving from linebacker to end prior to spring practice ... Is the first football player from the state of California to sign with Virginia Tech straight out of high school ...

2004: Played in one games, dressing for three ... Has two assisted tackles ... Had back surgery in the preseason and missed the first nine games ... Returned to the practice field before the Maryland game ... Ended up dressing and playing eight snaps on defense, picking up two assisted tackles ...

Personal: Jordan Richard Trott ... Born 6/26/83 in Torrance, CA ... Son of Richard and Rita Trott ... Is studying finance.

Tackles	G	UT	AT	Tot.	Loss	Sacks
2002	13	11	8	19	0- 0	0- 0
2003	13	30	18	48	5.0- 6	0- 0
2004	1	0	2	2	0- 0	0- 0
Career	27	41	28	69	5.0- 6	0- 0



Cary Wade



Rover • 5-10 • 179 • r-So.
Fairfax, Va. • Robinson H.S.

Provides depth at rover ... Also contributes on special teams ... Saw limited action at cornerback as a true freshman before redshirting last year ...

2004: Played in all 12 games, mostly on special teams ... Has seen action on 35 defensive snaps and 83 on special teams ... Has four solo tackles and two assists ... Was in for four snaps on special teams in the opener against USC ... Was in for seven snaps on defense against Western ... Had a solo tackle on special teams against Duke ... Had a solo tackle on defense against FAMU ... Had a big solo tackle on kickoff coverage at Georgia Tech to pin the Jackets inside the 20 ... Played 19 snaps on defense against Maryland, recording three tackles ...

Personal: Cary Dupree Wade ... Born 5/12/84 in Minneapolis, MN ... Son of Clifton and Beatrice Wade ... Enrolled in communication.

Tackles	G	UT	AT	Tot.	Loss	Sacks
2002	13	9	2	11	0- 0	0- 0
2004	12	4	2	6	0- 0	0- 0
Career	25	13	4	17	0- 0	0- 0




Blake Warren



Linebacker • 6-3 • 246 • r-Jr.
Clifton, Va. • Centreville H.S.

Started the opener at the backer spot and played in all 12 games this year ... Has posted two interceptions, including one he returned for a score ... Comes from a good football background ... His father, Don, played 14 years for the Washington Redskins ... Also plays a lot on special teams ...

2004: Has registered 11 solo stops and 16 assisted tackles ... Included in those 27 tackles is .5 tackles for loss ... Also has two interceptions, one pass break up and one quarterback hurry ... Earned his first collegiate start in the opener against USC ... Played 36 snaps,



Blake Warren

recording six total tackles ... Was in for 17 snaps on defense against WMU, coming up with two assisted tackles, including .5 for loss ... Had three tackles and an interception, which he returned 40 yards, against Duke ... Had three tackles at Wake Forest ... Had six stops against FAMU ... Also returned an interception 46 yards for his first collegiate touchdown ... Had two assists at Georgia Tech ... Played 10 snaps on defense against Maryland, recording four tackles ...

Personal: Blake Davis Warren ... Born 10/10/82 in Fairfax, VA ... Son of Don and Irene Warren ... Brother, Brett, is a freshman linebacker on the Hokie squad ... Enrolled in consumer studies.

Tackles	G	UT	AT	Tot.	Loss	Sacks
2002	9	5	7	12	0- 0	0- 0
2003	13	29	14	43	3.0-	9 0- 0
2004	12	11	16	27	.5-	0 0- 0
Career	34	45	37	82	3.5-	9 0- 0

Interceptions	G	No.	Yds.	Avg.	TD	LG
2002	9	1	0	0.0	0	0
2003	13	1	4	4.0	0	4
2004	12	2	86	43.0	1	46
Career	34	4	90	22.5	1	46



Brett Warren

Linebacker • 6-1 • 225 • Fr.
Clifton, Va. • Centreville H.S.

A true freshman who saw most of his action on special teams ... Provides depth at the mike linebacker spot ... Needs to get stronger, but showed a knack for finding the ball and making plays ...

2004: Played in 11 games, registering seven tackles ... Played 72 snaps on special teams ... Saw his first collegiate action in the opener against USC, playing four snaps on special teams ... Had a solo tackle and an assist on 10 special teams plays against WMU ... Had two assisted tackles on special teams against Florida A&M ... Saw his first action of the season on defense against Maryland ... Had a tackle on special teams against Virginia ... Had a solo tackle on kickoff coverage at Miami ...

Personal: Brett Paul Warren ... Born 3/7/85 in Huntington Beach, CA ... Son of Don and Irene Warren ... His father, Don, played

14 seasons with the Washington Redskins ... Brother of current Hokie linebacker Blake Warren ... Enrolled in university studies.

Tackles	G	UT	AT	Tot.	Loss	Sacks
2004	11	3	4	7	0- 0	0- 0




Jimmy Williams

Cornerback • 6-3 • 213 • Jr.
Hampton, Va. • Bethel H.S.

A first-team All-ACC selection as a defensive back ... An All-ACC cornerback selection by Rivals.com ... One of 12 semifinalists for the Jim Thorpe Award, given to the nation's top collegiate defensive back ... Was involved in the Hokies' biggest move of the spring when he switched from free safety to cornerback ... Leads the team in interceptions with four, including one for a score against Maryland ... Tied for the league with 18 passes defended ... Is fifth on the team in tackles ... A physical player with good coverage skills ... Started 25 consecutive games, including all 13 at free safety last season ...

2004: Played in and started all 12 games ... Has 32 solo tackles and 18 assists ... Included in those 50 tackles are 2.0 tackles for loss ... Leads the team with four interceptions ... Also has 14 pass break ups and a quarterback hurry ... Has seen action on 638 defensive snaps and 121 on special teams ... Played 59 snaps on defense in the opener against USC, recording four tackles and a pass break up ... Recorded his fourth collegiate interception in the Western Michigan game, setting up Tech's first touchdown of the game ... Played 45 snaps on defense, recording three solo tackles — including one tackle for loss — two assisted stops and a pass break up ... Had a tackle and two break-ups against both Duke and N.C. State ... Recorded four tackles and a pass break up in the win over West Virginia ... Had six tackles and a break up against Wake Forest ... Also had an interception, which he returned 15 yards ... Had four tackles and two break ups against FAMU ... Had two solo stops and two assists, along with a pass break up, at Georgia Tech ... Had three tackles and a break up at North Carolina ... Also had an interception in which he returned 11 yards ... Had three tackles, including one for a loss, and two pass



Jimmy Williams

breakups against Maryland ... Also intercepted a pass and returned in 34 yards for a touchdown ... Had seven tackles against Virginia, including a touchdown-saving run-down of Alvin Pearman on a 78-yard run ... Had five total tackles in the big win at Miami ...

Personal: James Franklin Williams, Jr. ... Born 3/8/84 in Hampton, VA ... Son of James, Sr., and Elizabeth Williams ... Enrolled in consumer studies.

Tackles	G	UT	AT	Tot.	Loss	Sacks
2002	14	29	17	46	1.0-	1 0- 0
2003	13	63	51	114	4.0-	11 0- 0
2004	12	32	18	50	2.0-	6 0- 0
Career	39	124	86	210	7.0-	18 0- 0

----- 2004 Tackles Game-by-Game -----						
vs USC	1	2	2	4	0- 0	0- 0
WMU	1	3	2	5	1.0-	3 0- 0
Duke	1	0	1	1	0- 0	0- 0
NCSU	1	2	2	4	0- 0	0- 0
WVU	1	3	1	4	0- 0	0- 0
at WFU	1	5	1	6	0- 0	0- 0
FAMU	1	1	3	4	0- 0	0- 0
at GT	1	2	2	4	0- 0	0- 0
at UNC	1	3	0	3	0- 0	0- 0
MD	1	3	0	3	1.0-	3 0- 0
UVa	1	5	2	7	0- 0	0- 0
at UM	1	3	2	5	0- 0	0- 0

Interceptions	G	No.	Yds.	Avg.	TD	LG
2002	14	1	9	9.0	0	9
2003	13	2	83	41.5	1	55
2004	12	4	81	20.2	1	34
Career	39	7	173	24.7	2	55

Coach Frank Beamer

Tech Alum Leads Hokies to 12th Straight Bowl

Virginia Tech couldn't have asked for anyone better than Frank Beamer to guide its football program into the Atlantic Coast Conference. Beamer, who was the consensus national coach of the year in 1999, may have done his best coaching job in 2004, guiding a young Tech team that was picked to finish sixth in the ACC to a league title and a BCS Bowl.

When Beamer accepted the head football coaching job at his alma mater in 1987, his goal was for the Virginia Tech football program to reach a consistent level of excellence. The Hokies have come a long way since that day, and along the way, Beamer has become one of the most respected and successful coaches on the college football scene.

Beamer is finishing his 18th season at Virginia Tech and his 24th year as a collegiate head coach ranked fourth among active Division I-A coaches in victories with 177. His Tech teams have posted a 111-36 record over the past 12 seasons and appeared in bowl games each year during that span, a feat equaled by just four other schools. Prior to winning the ACC championship, he guided the Hokies to three BIG EAST Conference championships and in 1999 helped direct Tech to the national championship game. Beamer's Hokies have earned the highest national rankings in the program's history, spending 60 weeks in the Top 10 of The Associated Press poll over the past six seasons. During one stretch that ended last season, Tech was ranked in 84 consecutive AP polls.

Winning has been just part of Frank Beamer's success story. He and his staff have earned a reputation for getting the most out of their players.

In 2000, Beamer and his staff directed Tech to an 11-1 record after opening the season with eight new starters on defense and an all new lineup in the

kicking game. During the 2001 season, the Hokies posted an 8-4 record and appeared in the Top 20 every week despite having to fill four offensive line spots, the quarterback job vacated by sensational underclassman Michael Vick and the tailback spot left open when All-America running back Lee Suggs was lost for the season with an injury. In 2002, the Hokies were 10-4 despite attacking one of their toughest schedules ever with a young team that featured all-new starters at the defensive tackle, inside linebacker and rover positions, as well as major questions at quarterback and wide receiver. This season, the Hokies have won 10 games, an ACC title, a Top 10 ranking and a Sugar Bowl bid despite having to replace 14 starters.

A spot in the Nokia Sugar Bowl to play No. 1 Florida State for the national championship focused widespread attention on Virginia Tech and its football program following the 1999 season. And although the Hokies fell short in their bid for the national title, they proved that they belong among the top teams in the college ranks.

For his part in the Hokies' magical 1999 season, Beamer earned eight national coach of the year awards. He was named the Bobby Dodd Coach of the Year, the GTE Coach of the Year, the Eddie Robinson Coach of the Year, the Paul 'Bear' Bryant Coach of the Year, The Associated Press Coach of the Year, the Walter Camp Football Foundation/Street & Smith's Coach of the Year, the Maxwell Football Club Coach of the Year and the Woody Hayes Coach of the Year. He also was named the BIG EAST Conference Coach of the Year for the third time.

There have been plenty of other accolades for the Hokies' coach. In a survey of Division I-A football coaches conducted by Bloomberg News in the fall

of 2000, Beamer was named the best coach a school could hire to run its football program. When BIG EAST Conference football celebrated its first 10 years of existence in 2000, Beamer was voted the Coach of the Decade by the league's media.

In January 2001, the Tech coach was honored as the NCAA Coach of the Year by The Pigskin Club of Washington, D.C. In May of that year, an on-line newspaper named him the best coach

currently in the college football ranks because of his ability to place Tech among the nation's elite year in and year out.

Following consecutive 10-2 seasons in 1995 and 1996, Beamer was voted BIG EAST Conference Coach of the Year by the league coaches. He was one of five finalists in the voting for the 1995 National Coach of the Year. In 1996, *The Sporting News* queried writers from around the country and asked them to rate



the coaches in various conferences. In the BIG EAST, those writers rated Frank Beamer the best coach on game day, the best in game preparation, the best as a motivator, the best as a teacher, the best in big games and the best overall.

In 1999, *The Sporting News* ranked the nation's top coaches in terms of their ability to get the most out of their players. Beamer was picked No. 9 in Division I-A. Four of the last six years TSN has rated the Tech coach tops among BIG EAST head coaches. The publication has also ranked the Hokies' football coaching staff as the best in the conference four times during that span. Street & Smith's College Football 2002 rated Beamer as the top recruiter in the BIG EAST.

The rise of the Tech football program has made Beamer a man in demand. It has opened doors to places he may never have dreamed of as a youngster growing up in Southwest Virginia.

In September 2000, Beamer was invited to the White House

where he joined a select group that stood in the Rose Garden behind then-President Bill Clinton as he made remarks on the Conservation and Reinvestment Act. Beamer was one of the keynote speakers at the American Football Coaches Association Convention in 2000, and in April, 2001, he joined former Prime Minister of Great Britain, Lady Margaret Thatcher, as one of the featured speakers at SUCCESS 2001, one of the nation's most popular business seminars. Last April, he was presented a Humanitarian Award by the National Conference for Community and Justice for his contributions to fostering justice, equity and community in the Roanoke Valley.

Beamer's success has also made him a much sought-after coach. In recent years, he has been pursued by numerous other schools and has drawn interest from professional football teams. But in the end, his loyalty has remained with the Hokies.

Beamer has always put Virginia Tech first — ever since he starred as a defensive back for the Hokies

in his undergraduate days in the late 1960s, and surely throughout his 18 years as head coach of the Hokies. He has given the Tech program a sense of stability enjoyed by just a handful of other Division I-A schools. Only three other active Division I-A head coaches have been at their current school as long as Beamer.

In 1990, Beamer received a new contract and a substantial pay raise. He refused the raise, however, until such time that all classified and faculty employees of the university could have the same opportunity for pay raises. Most state salaries had been frozen at the time.

Another indication of Beamer's love for the university came on the night he was inducted into The Virginia Tech Sports Hall of Fame in 1997. He called it the biggest honor of his entire career. With the induction, he became the first active coach at the university to be honored in that fashion.

Beamer's overall record at Tech now stands at 135-76-2. He became Tech's winningest football coach during the 1997 campaign. Counting six years as head coach at Murray State prior to joining the Hokies, Beamer's overall 24-year record is 177-99-4. That record places him fourth among active Division I-A coaches in wins.

The 58-year-old Beamer, the first alumnus to guide the Hokies since the 1940s, took over the Tech reins from Bill Dooley in January 1987. He began work a few days after the Hokies had beaten North Carolina State in the Peach Bowl. It took a while for him to get the Hokies moving in the right direction because the football program was hit with NCAA sanctions at the time.

But everything came together in the 1990s. The Techmen finished 9-3 in 1993 after beating Indiana, 45-20, in a wild Independence Bowl game. Tech followed up with an 8-4 season in 1994, losing to Tennessee, 45-23, in the Gator Bowl.

The Tech teams in 1995 and 1996 were among the best in school history. The 1995 team swept the BIG EAST Conference championship outright and the 1996 club tied for the title with Syracuse and Miami.

The 1995 team was 9-2 during the regular season and then came up with a stirring 28-10 victory over Texas in the Sugar Bowl. The 1996 team went 10-1 during the regular season and lost to powerful Nebraska, 41-21, in the Orange Bowl after giving the Cornhuskers a fierce battle for three quarters.

The Hokies fell to 7-5 in 1997 and were beaten badly by North Carolina in the Gator Bowl, 42-3. But they came right back with a 9-3 mark in 1998 that included an impressive 38-7 victory over Alabama in the inaugural Music City Bowl in Nashville, Tenn.

The two winningest seasons in school history followed in 1999 and 2000 with the Hokies posting back-to-back 11-1 records. Tech registered its first-ever 11-0 regular-season record in '99 before losing its national championship battle with FSU.

In 2000, the Hokies' only blemish was a loss at Miami in the ninth game of the season. Both seasons, Tech climbed as high as No. 2 in The Associated Press poll, finishing No. 2 in '99 and No. 6 in 2000. The Hokies climbed as high as No. 5 in the 2001 AP poll and finished 18th. In 2002, Tech was ranked as high as No. 3 in the AP poll after posting consecutive wins over nationally ranked LSU (14th), Marshall (16th) and Texas A&M (19th). The Hokies' youthful team finished the season 18th.

Last season, the Hokies ended No. 2 Miami's 39-game regular-season winning streak with a 31-7 victory. The Canes were the highest-ranked opponent Tech had ever beaten on the gridiron. The Hokies climbed as high as No. 3 in the polls before falling victim to inconsistent play during the final month of the season. Still, Tech earned eight wins for the 10th time in 11 seasons.

The 2004 season has seen the Hokies bounce back to win their last eight games of the regular season, including victories against three nationally ranked teams — No. 6 West Virginia, No. 16 Virginia and No. 9 Miami.

Beamer's early Tech teams also registered many exciting victories.



National Coach of the Year

Coach Frank Beamer was tabbed the consensus national football coach of the year for 1999 after leading the Hokies to an 11-0 regular season and a berth in the national championship game.

2004 ACC CHAMPION

One of the most impressive came in 1990 when the Hokies capped the year with a 38-13 victory over arch-rival Virginia before a crowd of 54,157, which at the time was the largest ever to see a college football game in the Commonwealth of Virginia. During the 1989 season, Tech knocked off ninth-ranked West Virginia and star quarterback Major Harris, 12-10, in Morgantown.

During his undergraduate days at Tech, Beamer started three years as a cornerback and played on the Hokies' 1966 and 1968 Liberty Bowl teams. He received a B.S. in distributive education from Tech in 1969 and a master's in guidance from Radford in 1972. Then came the start of the Beamer coaching career.

He began as an assistant at Radford High School from 1969 through 1971. Then, after one season as a graduate assistant at the University of Maryland, he went to The Citadel where he

worked five seasons under Bobby Ross and one year under Art Baker. His last two years at The Citadel, Beamer was the defensive coordinator.

In 1979, Beamer went to Murray State as the defensive coordinator under Mike Gottfried. He was named head coach at Murray State in 1981 and went on to compile a six-year record of 42 wins, 23 losses and two ties.

The Tech coach was born in Mt. Airy, N.C., and grew up in Hillsville, Va. At Hillsville High, he earned 11 varsity letters as a three-sport athlete in football, basketball and baseball.

Beamer is married to the former Cheryl Oakley of Richmond, Va. They have two children, Shane, a former member of his dad's football team at Tech and now an assistant at Mississippi State; and daughter Casey, a 2003 graduate of Virginia Tech.



Coach Frank Beamer and his wife, Cheryl, with Shane and Casey on the back patio of their Blacksburg home.

BEAMER'S PROFILE

PERSONAL:

Born: 10/18/46, Mt. Airy, N.C.

Hometown: Hillsville, Va.

Wife: former Cheryl Oakley

Children: Shane, Casey

EDUCATION:

High School: Hillsville (1965)

College: Virginia Tech (1969)

Postgraduate: Radford University (1972)

PLAYING EXPERIENCE:

Virginia Tech (1966-68)

COACHING EXPERIENCE:

1972 Graduate Assistant, Maryland

1973-76 Assistant Coach, The Citadel

1977-78 Defensive Coordinator, The Citadel

1979-80 Defensive Coordinator, Murray State

1981-86 Head Coach, Murray State

1981 (8-3)

1982 (4-7)

1983 (7-4)

1984 (9-2)

1985 (7-3-1)

1986 (7-4-1) Ohio Valley co-champion

Record at Murray State: 42-23-2 (six years)

1987- Head Coach, Virginia Tech

1987 (2-9)

1988 (3-8)

1989 (6-4-1)

1990 (6-5)

1991 (5-6)

1992 (2-8-1)

1993 (9-3) Independence Bowl champion

1994 (8-4) Gator Bowl

1995 (10-2) BIG EAST champion, Sugar Bowl champion

1996 (10-2) BIG EAST co-champion, Orange Bowl

1997 (7-5) Gator Bowl

1998 (9-3) Music City Bowl champion

1999 (11-1) BIG EAST champion, Sugar Bowl

2000 (11-1) Gator Bowl champion

2001 (8-4) Gator Bowl

2002 (10-4) San Francisco Bowl champion

2003 (8-6) Insight Bowl

2004 (10-2) ACC champion, Sugar Bowl

Record at Virginia Tech: 135-76-2 (18 years)

Overall head coaching record: 177-99-4 (24 years)

BOWL EXPERIENCE:

Player

1966 Liberty (Virginia Tech vs. Miami)

1968 Liberty (Virginia Tech vs. Mississippi)

Coach

1993 Independence (Virginia Tech vs. Indiana)

1994 Gator (Virginia Tech vs. Tennessee)

1995 Sugar (Virginia Tech vs. Texas)

1996 Orange (Virginia Tech vs. Nebraska)

1997 Gator (Virginia Tech vs. North Carolina)

1998 Music City (Virginia Tech vs. Alabama)

1999 Sugar (Virginia Tech vs. Florida State)

2000 Gator (Virginia Tech vs. Clemson)

2001 Gator (Virginia Tech vs. Florida State)

2002 San Francisco (Virginia Tech vs. Air Force)

2003 Insight (Virginia Tech vs. California)

2004 Sugar (Virginia Tech vs. Auburn)

Accomplishments Under Coach Beamer

Under the direction of Frank Beamer and his staff, the Hokies have ...

Coach Frank Beamer gets a celebratory shower after the Hokies' 16-10 win at Miami gave Virginia Tech the ACC Championship its first year in the league.



- earned a chance to play for the national championship for the first time in school football history.
- become one of only five Division I schools to go to bowl games each of the last 12 seasons.
- earned four conference titles and four BCS bids in a 10-year span.
- compiled a school-record streak in the Associated Press Top 25 Poll at 84 consecutive weeks.
- posted 11 wins in a season for the first time.
- registered the program's first back-to-back 11-win seasons.
- produced the school's first 11-0 regular-season record in football.
- averaged nine wins a season over the last 12 seasons.
- won an Atlantic Coast Conference Championship in their first season of competition.
- produced the ACC Coach of the Year and Player of the Year during their inaugural season.
- become the first team in BIG EAST history to win all the league's major awards in the same season.
- earned the highest national rankings in school football history, including three Top 10 finishes and back-to-back Top 6 finishes.
- finished in a final Top 25 poll nine times in the last 11 seasons.
- won more games (135) than under any other coaching staff.
- been to three times as many bowl games (12) than under any other coaching staff.
- won more bowl games (5) than under any other coaching staff.
- posted 12 straight seasons of seven or more wins for the first time in school history.
- had 90 of their last 111 games televised (81%).
- compiled a 72-25 record in televised games since the start of the 1995 season.
- blocked more kicks in the 1990s than any other Division I-A team.
- become one of only eight Division I-A schools ever to lead the nation in both scoring offense and defense in the same season.
- had at least one player from every defensive position score a touchdown.
- produced a No. 1 pick in the National Football League draft.
- had over 100 players sign with NFL teams.
- had two players who entered the program as walk-ons drafted in the top four rounds of the NFL draft.
- produced nine Associated Press All-Americans over the last five seasons.
- had players win 10 major conference individual awards in the last seven years.



BEAMERBALL



TOUCHDOWNS BY DEFENSE & SPECIAL TEAMS

During the **Frank Beamer** era at Tech, putting points on the scoreboard has always been a team effort — the offensive team, the defensive team and the special teams. It's called BeamerBall, and what sets it apart are the contributions of the defense and special teams.

- Each of Tech's last eight teams is ranked among the school's top 10 highest scoring teams. During that time, a player at every position on the defensive unit has produced at least one touchdown. And 25 different players have scored touchdowns while playing on Tech's special teams. Altogether, the defense and special teams have combined for 94 TDs since Beamer arrived in 1987, including 77 in Tech's last 137 games.

- Under Beamer, Tech's defense has scored 59 TDs, with 36 coming on pass interceptions, 21 on fumble returns and two on fumble recoveries. The special teams have added 35 TDs, including 15 on blocked punts, 12 on punt returns, four on kickoff returns, three on blocked field goals and one on a fumble recovery.

- Fittingly, the trend started in Beamer's first game as Tech's head coach when true freshman Jon Jeffries returned a kickoff 92 yards for a touchdown against Clemson. It was the Hokies' first TD under Beamer, and it was scored on special teams.

- Under Beamer, 64 different players on defense and special teams have scored TDs. Fifteen of those players — Don Stokes, Jock Jones, Roger Brown, Lawrence Lewis, Antonio Banks, Jim Baron, Keion Carpenter, Pierson Prioleau, Anthony Midget, Cory Bird, Kevin McCadam, Willie Pile, **Jimmy Williams**, **Vincent Fuller** and **Eric Green** — scored twice. **Jason Lallis**, Ike Charlton and Ricky Hall each had three scores, André Davis four and DeAngelo Hall had six.

- Since the start of the 1993 season, Tech is 50-8 in games it scores at least one TD on defense or special teams.

- 1987:** Jon Jeffries, 92-yd. kickoff return vs. Clemson; Don Stokes, recovered blocked punt in end zone vs. Syracuse; Randy Cockrell (ilb), 90-yd. interception return vs. Navy.
- 1988:** Don Stokes, recovered blocked punt in end zone vs. Southern Miss; Jock Jones, recovered blocked punt in end zone vs. West Virginia; Roger Brown (cb), 55-yd. interception return vs. South Carolina; Leslie Bailey (ilb), 19-yd. interception return vs. South Carolina.
- 1989:** Marcus Mickel, 90-yd. kickoff return vs. Clemson; Jock Jones (olb), 55-yd. interception return vs. Tulane; Roger Brown (cb), 55-yd. interception return vs. North Carolina State.
- 1990:** The '90 season marked the first and only season to date during Beamer's tenure that Tech failed to score at least one TD on either defense or special teams.
- 1991:** P.J. Preston (olb), recovered fumble in end zone vs. Oklahoma; Ken Landrum, 18-yd. blocked punt return vs. Cincinnati; Kirk Alexander (fs), 95-yd. interception return vs. Cincinnati.
- 1992:** Tyrone Drakeford (cb), 40-yd. interception return vs. East Carolina; Tony Kennedy, 91-yd. kickoff return vs. Louisville; Ken Brown (olb), 18-yd. interception return vs. Rutgers.
- 1993:** William Ferrell, 7-yd. blocked punt return vs. Rutgers; DeWayne Knight (olb), 23-yd. fumble return vs. Syracuse; Jeff Holland (dt), 8-yd. fumble return vs. Virginia; Lawrence Lewis (de), 20-yd. fumble return vs. Indiana; Antonio Banks, 80-yd. blocked field goal return vs. Indiana.
- 1994:** Torrian Gray (rov), 66-yd. interception return vs. Boston College; Stacy Henley, 25-yd. blocked punt return vs. Temple; Lawrence Lewis (de), 60-yd. fumble return vs. East Carolina; Antonio Freeman, 80-yd. punt return vs. Pittsburgh.
- 1995:** Jermaine Holmes, recovered blocked punt in end zone vs. Akron; Hank Coleman (de), 51-yd. fumble return vs. Rutgers; Myron Newsome (ilb), 71-yd. interception return vs. Rutgers; Larry Green (cb), 37-yd. interception return vs. West Virginia; Jim Baron (dt), 46-yd. fumble return vs. Temple; J.C. Price (dt), 19-yd. interception return vs. Temple; Antonio Banks (cb), 65-yd. interception return vs. Virginia; Bryan Still, 60-yd. punt return vs. Texas; Jim Baron (dt), 20-yd. fumble return vs. Texas.
- 1996:** Cornelius White, 60-yd. blocked punt return vs. Syracuse; Keion Carpenter (fs), 100-yd. interception return vs. Miami.
- 1997:** Carl Bradley (dt), recovered fumble in end zone vs. Rutgers; Pierson Prioleau (rov), 43-yd. fumble return vs. Rutgers; Lorenzo Ferguson (fs), 84-yd. interception return vs. Arkansas St.; Anthony Midget (cb), 22-yd. fumble return vs. Pittsburgh.
- 1998:** Keion Carpenter (fs), 16-yd. interception return vs. Pittsburgh; Pierson Prioleau (rov), 85-yd. interception return vs. Boston College; Marcus Gildersleeve, recovered blocked punt in end zone vs. UAB; Ricky Hall, 17-yd. blocked punt return vs. West Virginia; Ricky Hall, recovered blocked punt in end zone vs. Syracuse; Loren Johnson (cb), 78-yd. fumble return vs. Syracuse; Ike Charlton (cb), 26-yd. interception return vs. Rutgers; Jamel Smith (lb), 98-yd. interception return vs. Rutgers; Anthony Midget (cb), 27-yd. interception return vs. Alabama.
- 1999:** Ike Charlton (cb), 34-yd. interception return vs. Clemson; Corey Moore (de), 32-yard fumble return vs. Clemson; Cory Bird (rov), 26-yd. fumble return vs. Syracuse; Phillip Summers (rov), 43-yd. interception return vs. Syracuse; Tee Butler, recovered fumble by punter in end zone vs. Syracuse; Ricky Hall, 64-yd. punt return vs. Miami; Ike Charlton (cb), 51-yd. fumble return vs. Miami; Larry Austin (cb), 31-yd. interception return vs. Temple.
- 2000:** Willie Pile (fs), 11-yd. interception return vs. Akron; Cory Bird, 9-yd. blocked punt return vs. East Carolina; André Davis, 87-yd. punt return vs. East Carolina; André Davis, 71-yd. punt return vs. Boston College; André Davis, 76-yd. punt return vs. WVU; Nathaniel Adibi (de), 36-yd. fumble return vs. UCF.
- 2001:** Channing Reed (dt), 8-yd. fumble return vs. Rutgers; Kevin McCadam (rov), 69-yd. interception return vs. UCF; André Davis, 55-yd. punt return vs. UCF; Jim Davis (de), 27 yd. interception return vs. WVU; Kevin McCadam (rov), 9-yd. fumble return vs. BC; Ronyell Whitaker, 71-yd. blocked field goal return vs. Pittsburgh; Brandon Manning, 22-yd. blocked punt return vs. Miami.
- 2002:** DeAngelo Hall, 69-yd. punt return vs. Arkansas State; DeAngelo Hall (cb), 49-yd. interception return vs. Arkansas State; Jason Lallis (dt), 59-yd. fumble return vs. Arkansas State; Alex Markogiannakis (lb), 25-yd. fumble return vs. Western Michigan; DeAngelo Hall, 51-yd. punt return vs. Rutgers; Darryl Tapp, 11-yd. blocked punt return vs. Virginia; Willie Pile (fs), 96-yd. interception return vs. Miami.
- 2003:** Jason Lallis (dt), 45-yd. interception return vs. UCF; Eric Green (cb), 84-yd. interception return vs. UC; Mike Imoh, 91-yd. kickoff return vs. UC; Chris Clifton, 16-yd. blocked punt return vs. UC; Jimmy Williams (fs), 55-yd. interception return vs. Rutgers; DeAngelo Hall, 58-yd. punt return vs. Syracuse; DeAngelo Hall, 60-yd. punt return vs. Syracuse; Vincent Fuller (cb), 50-yd. fumble return vs. WVU; DeAngelo Hall (cb), 28-yd. fumble return vs. Miami; Eric Green (cb), 51-yd. interception return vs. Miami; DeAngelo Hall, 52-yd. punt return vs. Cal.
- 2004:** Jason Lallis (de), 28-yd. fumble return vs. WMU; Brandon Flowers (cb), 38-yd. interception return vs. WMU; Vincent Fuller (fs), 74-yd. blocked field goal return vs. WVU; Blake Warren (lb), 46-yd. interception return vs. FAMU; Roland Minor (cb), 64-yd. interception return vs. Georgia Tech; Jimmy Williams (cb), 34-yd. interception return vs. Maryland.

Tech's tradition for blocking kicks is another part of BeamerBall. It was carried to new heights in 1998 with 10 blocks during the regular season and two more in the Hokies' Music City Bowl game against Alabama. Tech now has 105 blocks in **Frank Beamer's** 213 games as the head coach. The Hokies have blocked 53 punts (15 for TDs), 31 field goals and 21 extra points.

- The most prolific kick blockers under Beamer have

been defensive lineman Bernard Basham and safety Keion Carpenter, who each posted six blocks during their Tech careers. Basham blocked three field goals and three PATs, while Carpenter blocked six punts.

- Tech blocked more kicks in the 1990s than any other Division I-A team. The Hokies blocked 63 kicks during the decade — 31 punts, 18 PATs and 14 FGs. Tech has started the new decade with 30 blocks.

- During its time in the BIG EAST ('91-03), Tech posted at least three blocked kicks against every team in the league. During that span, Tech blocked 10 kicks against Pittsburgh, nine against Miami, seven versus WVU, six versus Rutgers, four against BC and Syracuse, and three versus Temple.

- The teams Tech has victimized the most during Beamer's 17 seasons have

been Pittsburgh, WVU and Miami. During that span, the Hokies have blocked 10 kicks versus the Panthers and Mountaineers, and nine against the Hurricanes.

- During the Beamer era, Tech has blocked two kicks in a game 18 times, winning 13 of those games. Tech blocked two kicks against four different teams in 1998.

VIRGINIA TECH'S BLOCKED KICKS UNDER COACH FRANK BEAMER

Totals: 105 in 213 games (53 punts, 31 FGs, 21 PATs)

1987 (1 punt, 1 PAT, 1 FG)

Syracuse – punt* (Jimmy Whitten) hL
East Carolina – PAT (na) hL
Cincinnati – FG (Roger Brown) hW

1988 (4 punts, 3 FGs)

Clemson – punt (Jock Jones) aL
Southern Miss – punt* (Archie Hopkins) aL
West Virginia – punt* (Archie Hopkins) hL
Cincinnati – punt+ (Jock Jones) aW
Louisville – FG (Jimmy Whitten) aL
Florida State – FG (Roger Brown);
FG+ (Roger Brown) aL

1989 (1 punt, 1 FG)

Tulane – punt+ (Archie Hopkins) hW
N.C. State – FG (Jock Jones) aW

1990 (2 punts, 3 PATs, 1 FG)

East Carolina – PAT (John Rivers) aW
South Carolina – PAT (John Rivers) hL
Florida State – punt+ (Scott Jones) aL
West Virginia – FG+ (Bernard Basham) hW
Temple – punt (Archie Hopkins) aL
N.C. State – PAT (Bernard Basham) hW

1991 (3 punts, 3 FGs)

James Madison – FG (Bernard Basham) hW
Oklahoma – FG (Bernard Basham) aL
Cincinnati – punt+ (P.J. Preston);
punt* (Kirk Alexander) hW
Louisville – FG (John Rivers) hW
East Carolina – punt (Marcus McClung) hL

1992 (5 PATs, 1 FGs)

James Madison – PAT (John Rivers);
FG+ (Kirk Alexander) hW
East Carolina – PAT (Bernard Basham) aL
West Virginia – PAT (David Wimmer) hL
Miami – PAT (Bernard Basham) hL
Virginia – PAT (David Wimmer) hL

1993 (4 punts, 2 FGs)

Miami – punt@ (Willie Wilkins) aL
Maryland – FG (George DelRicco) hW
Rutgers – punt* (Marcus McClung) hW
Syracuse – punt+ (William Ferrell) hW
Virginia – punt# (Brandon Semones) aW
Indiana – FG* (Jeff Holland) nW
Independence Bowl

1994 (2 punts, 2 FGs)

Arkansas St. – FG (Cornell Brown) hW
Temple – punt* (William Ferrell) hW
Miami – punt# (Michael Williams) aL
Rutgers – FG (Michael Williams) hW

1995 (4 punts, 3 PATs, 1 FG)

BC – PAT (Waverly Jackson) hL
Cincinnati – FG (Jim Baron);
PAT (Lawrence Lewis) hL
Miami – punt# (Angelo Harrison) hW
Pittsburgh – punt+ (Angelo Harrison);
punt# (Angelo Harrison) aW
Akron – punt* (Okesa Smith);
PAT (Lawrence Lewis) hW

1996 (5 punts, 1 PAT)

Akron – PAT (John Engelberger) aW
BC – punt+ (Keion Carpenter) aW
Syracuse – punt* (Cornelius White) aL
Temple – punt (Keion Carpenter) hW
SW Louisiana – punt (Michael Stuewe);
punt+ (Keion Carpenter) hW

1997 (2 punts, 3 PATs, 2 FGs)

Arkansas St. – FG+ (Carl Bradley) hW
West Virginia – punt# (Phillip Summers) aL
Miami – PAT (Carl Bradley) hW
Pittsburgh – PAT (Corey Moore);
PAT (John Engelberger) aL
Virginia – punt (Keion Carpenter);
FG (John Engelberger) aL

1998 (8 punts, 2 PATs, 2 FGs)

East Carolina – FG+ (Corey Moore) hW
Miami – PAT (John Engelberger) aW
Pittsburgh – FG (Corey Moore);
punt# (Larry Austin) hW
Boston College – punt (Keion Carpenter);
punt+ (André Davis) aW
UAB – punt* (Larry Austin) aW
West Virginia – punt* (Marcus Gildersleeve);
PAT (John Engelberger) hW
Syracuse – punt* (Anthony Midget) aL
Alabama – punt (Keion Carpenter);
punt+ (Corey Moore) nW
Music City Bowl

1999 (1 punt, 1 PAT)

Rutgers – PAT^ (Carl Bradley) aW
Pittsburgh – punt+ (André Davis) aW

2000 (4 punts, 2 FGs, 2 PATs)

Akron – FG+ (Cory Bird) hW
East Carolina – punt* (Wayne Ward);
FG (Larry Austin) aW
Rutgers – punt+ (Eric Green) hW
Temple – punt+ (Wayne Ward) hW
West Virginia – punt (Lee Suggs)
PAT (Lamar Cobb) hW
Pittsburgh – PAT (David Pugh) hW

2001 (5 punts, 2 FGs)

W. Michigan – punt+ (Wayne Ward) hW
Rutgers – punt@ (Eric Green) aW
UCF – punt@ (Brandon Manning) hW
Pittsburgh – FG* (Lamar Cobb) aL
Virginia – punt (Wayne Ward) aW
Miami – FG# (David Pugh)
punt* (Eric Green) hL

2002 (5 punts, 2 FGs)

LSU – punt+ (Justin Hamilton)
punt@ (Jason Lallis) hW
Marshall – FG+ (Team) hW
W. Michigan – FG (Jeff King) aW
Pittsburgh – punt+ (Nathaniel Adibi) hL
West Virginia – punt# (Ernest Wilford) hL
Virginia – punt* (Justin Hamilton) hW

2003 (1 punt, 3 FGs)

UConn – punt* (Nathaniel Adibi) hW
Rutgers – FG (Jeff King) aW
Syracuse – FG (Vincent Fuller) hW
Miami – FG (Eric Green) hW

2004 (1 punt, 3 FG)

W. Michigan – FG+ (Jim Davis)
punt+ (Darryl Tapp) hW
West Virginia – FG* (Jim Davis) hW
Virginia – FG (Jim Davis) hW

* - recovered or returned for touchdown;
+ - led to TD; @ - led to safety; # - led to FG;
^ - led to a two-point defensive extra point

Billy Hite

Associate Head Coach and Running Backs Coach



Billy Hite, who has helped develop 22 running backs who have gone on to sign with NFL teams, is completing his 27th season on the Tech coaching staff and his fourth year as the Hokies' associate head coach.

While at Tech, Hite has helped produce eight of Virginia Tech's

top 10 career rushing leaders. He has been on the sidelines for more Virginia Tech football games than any other coach.

Hite came to Blacksburg as a member of Bill Dooley's football staff in 1978. He served as a recruiter and head jayvee coach his first two years, then took over as the offensive backfield coach in charge of tailbacks and fullbacks in 1980. He has been coaching Tech's running backs ever since.

Hite remained at Tech when Frank Beamer took over in 1987 and was elevated to the position

of assistant head coach by Beamer the following year. He was promoted to the new position of associate head coach in December 2000.

In 1989, Hite filled in as the acting head coach when Beamer was sidelined following coronary angioplasty surgery and had to miss a home game versus Tulane. Hite didn't let the Tech faithful down as he led the Hokies to an emotional 30-13 victory.

Hite's first tailback in 1980, Cyrus Lawrence, went on to establish Tech season and career marks for rushing yards. During the mid-1980s, Hite was credited with the development of Tech's famed "Stallions" backfield that featured Maurice Williams and Eddie Hunter.

In 2000, tailback Lee Suggs shattered school and BIG EAST Conference scoring records on the way to leading the nation in touchdowns and scoring. Suggs, who also led the conference in rushing, was selected the Co-BIG EAST Offensive Player of the Year.

During the 2001 season, with Suggs sidelined by an injury, true freshman tailback Kevin Jones came on to lead the team in rushing and set a Tech record for rushing yards by a freshman. Jones was named the BIG EAST Rookie of the Year.

In 2002, Suggs and Jones combined to become the most productive Tech twosome ever in terms of single-season rushing yardage, combining for over 2,000 yards. Last season, Jones broke Lawrence's single-season rushing mark and set new Tech records for rushing in a game and 100-yard games in a season. He earned consensus All-America honors before opting to leave early for the NFL Draft, in which he became a first-round pick of the Detroit Lions. Jones' single-game rushing mark was broken this season when another one of Hite's pupils, junior Mike Imoh, ran for 243 yards at North Carolina.

A native of Hyattsville, Md., Hite was a former star tailback at the University of North Carolina. He received a bachelor's degree in education in 1974. Hite began his coaching career as a graduate assistant at UNC in '74. He was a part-time assistant for the Tar Heels from 1975-77. Hite received one of his highest honors when he was inducted into the DeMatha High School Hall of Fame in 1992.

Hite is married to the former Anne Heen of Memphis, Tenn. They have two daughters, Kirsten Marie, 19, and Bryn Elizabeth Louise, 15, and a son, Griffin William, 11.

HITE'S PROFILE

PERSONAL:

Born: 4/28/51, Washington, D.C.
Hometown: Hyattsville, Md.
Wife: former Anne Heen
Children: Kirsten Marie, Bryn Elizabeth Louise, Griffin William

EDUCATION:

High School: DeMatha High School (1969)
College: University of North Carolina (1974)

PLAYING EXPERIENCE:

North Carolina (1970-73)

COACHING EXPERIENCE:

1974-77 North Carolina (running backs)
1978-87 Virginia Tech (running backs)
1988-00 Virginia Tech (assistant head coach and running backs)
2001- Virginia Tech (associate head coach and running backs)

BOWL EXPERIENCE:

Player

1971 Sun (North Carolina vs. Texas Tech)
1972 Gator (North Carolina vs. Georgia)

Coach

1974 Sun (North Carolina vs. Mississippi State)
1976 Peach (North Carolina vs. Kentucky)
1977 Liberty (North Carolina vs. Nebraska)
1980 Peach (Virginia Tech vs. Miami)
1984 Independence (Virginia Tech vs. Air Force)
1986 New Peach (Virginia Tech vs. N.C. State)
1993 Independence (Virginia Tech vs. Indiana)
1994 Gator (Virginia Tech vs. Tennessee)
1995 Sugar (Virginia Tech vs. Texas)
1996 Orange (Virginia Tech vs. Nebraska)
1997 Gator (Virginia Tech vs. North Carolina)
1998 Music City (Virginia Tech vs. Alabama)
1999 Sugar (Virginia Tech vs. Florida State)
2000 Gator (Virginia Tech vs. Clemson)
2001 Gator (Virginia Tech vs. Florida State)
2002 San Francisco (Virginia Tech vs. Air Force)
2003 Insight (Virginia Tech vs. California)
2004 Sugar (Virginia Tech vs. Auburn)



Coach Billy Hite and his wife, Anne, with Bryn, Kirsten and Griffin.

The Running Game

Under the direction of Coach Billy Hite, in 2004 ...

- tailback Mike Imoh set a school single-game record with 243 yards rushing against North Carolina.
- the Hokies got an average of 150 yards per game from the tailback position.

During Billy Hite's tenure at Virginia Tech ...

- the Hokies have rushed for over 61,000 yards — an average of more than 200 yards per game (202.3) over a 303-game period.
- he has had a back rush for 100 yards or more in a game 140 times.
- the Hokies have had an average of 145 yards rushing per game from the tailback position.
- he has coached eight of Virginia Tech's top 10 career rushing leaders.
- he has worked with seven of the nine Tech players who have turned in 1,000-yard rushing seasons.
- he has coached six different running backs who rushed for over 100 yards in a bowl game.
- a total of 22 running backs have gone on to sign with NFL teams.
- the Hokies have been ranked among the top 20 rushing teams in Division I-A seven of the past 12 seasons.

Mike Imoh rushed for a school-record 243 yards against UNC this season.



"I tell all my players to be the best back on the field — to be complete football players. I want them to take the attitude that one man cannot bring them down. I want them to be physical and nasty when blocking; to run good pass routes and catch the football; and to be good actors and carry out their fakes. Once a back touches the ball, they make the decision where to run. I will never second guess a running back with the ball in his arms. If each back protects the football, makes the big play and plays with intensity, we will win."

— Billy Hite



Season Rushing Leaders

Player	Yards
Kevin Jones	1,647
Cyrus Lawrence	1,403
Lee Suggs	1,255
Cyrus Lawrence	1,221
Lee Suggs	1,207
Dwayne Thomas	1,130
Shyrone Stith	1,119
Roscoe Coles	1,119
Roscoe Coles	1,045
Phil Rogers	1,036

Career Rushing Leaders

Player	Yards
Cyrus Lawrence	3,767
Kevin Jones	3,475
Roscoe Coles	3,459
Maurice Williams	2,981
Lee Suggs	2,697
Dwayne Thomas	2,696
Ken Oxendine	2,645
Eddie Hunter	2,523
Phil Rogers	2,461
Vaughn Hebron	2,327

(Bold signifies player coached by Hite)

Bud Foster

Defensive Coordinator and Inside Linebackers Coach



Bud Foster has gained a well-deserved reputation as one of the nation's most respected young defensive coaches while serving on Frank Beamer's football staff at Virginia Tech.

Foster, who is finishing his 18th season at Tech, has helped mold nationally ranked defenses on a yearly basis during his 10 years as a coordinator. His

success made him a finalist for the coveted Broyles Award in both 1999 and 2001. The award is presented annually to the nation's top assistant football coach.

This season's defense ranks in the top five nationally in total defense, pass defense, scoring defense and passing efficiency defense. Tech's young 2002 defense was ranked among the national leaders in scoring defense, interceptions and turnovers gained.

Under Foster's guidance, Tech's 2001 defense proved to be one of the nation's best, ranking among the top eight teams in Division

I-A in six different categories and leading the way in shutouts with four. In 2000, Foster took a defense that returned just three starters and turned it into a unit that led the BIG EAST in rushing defense, placed 16th nationally against the run and tied for third nationally in interceptions.

After helping Tech to the national championship game in 1999, Foster was recognized as the 2000 Division I-A Defensive Coordinator of the Year by American Football Coach magazine. Tech's 1999 defensive unit led Division I-A in scoring defense and ranked third in both total and rushing defense.

Following the 1998 season, Foster was pursued by the University of Florida for its defensive coordinator position, but he opted to continue his long-standing football association with Beamer. That association dates back to 1979 when Foster was a strong safety and defensive end at Murray State and Beamer was the defensive coordinator. Foster began his coaching career as a graduate assistant at MSU in 1981, Beamer's first season as the head coach.

Since coming to Tech in 1987, Foster has worn several coaching hats. He coached

the inside linebackers for one year in 1987, then tutored the outside linebackers for the next five seasons. Foster assumed responsibility for both sets of linebackers prior to the 1993 season and also took over special-teams coaching that year. The following year, he coached the inside linebackers and special teams. Foster assumed the position of co-defensive coordinator in 1995 and took over as the sole defensive coordinator in '96. The inside linebackers continue to be his primary responsibility.

A 1981 graduate of Murray State, Foster was an outstanding strong safety and outside linebacker from 1977 to 1980. After two years as a graduate assistant at his alma mater, Foster was elevated to a full-time staff position. The Nokomis, Ill., native, coached outside linebackers for three seasons before taking over the inside and outside linebackers in 1986. He also served as the Racers' recruiting coordinator and worked with special teams.

Foster and his wife Jacqueline have three children: Ammie, 25; Grant, 18; and Hillary, 16. In his spare time, Foster enjoys spending time with his family.

FOSTER'S PROFILE

PERSONAL:

Born: 7/28/59, Somerset, Ky.
Hometown: Nokomis, Ill.
Wife: former Jacqueline Travis
Children: Ammie, Grant, Hillary

EDUCATION:

High School: Nokomis (Ill.) High School (1977)
College: Murray State University (1981)

PLAYING EXPERIENCE:

Murray State (1977-80)

COACHING EXPERIENCE:

1981-82 Murray State (graduate assistant)
1983-85 Murray State (outside linebackers)
1986 Murray State (linebackers/special teams)
1987 Virginia Tech (inside linebackers)
1988-92 Virginia Tech (outside linebackers)
1993 Virginia Tech (linebackers/special teams)
1994 Virginia Tech (inside backers/special teams)
1995- Virginia Tech (defensive coordinator/
inside linebackers/special teams)

BOWL EXPERIENCE:

Player

1979 Division I-AA Playoff semifinals
(Murray State vs. Lehigh)

Coach

1986 Division I-AA Playoff quarterfinals
(Murray State vs. Eastern Illinois)
1993 Independence (Virginia Tech vs. Indiana)
1994 Gator (Virginia Tech vs. Tennessee)
1995 Sugar (Virginia Tech vs. Texas)
1996 Orange (Virginia Tech vs. Nebraska)
1997 Gator (Virginia Tech vs. North Carolina)
1998 Music City (Virginia Tech vs. Alabama)
1999 Sugar (Virginia Tech vs. Florida State)
2000 Gator (Virginia Tech vs. Clemson)
2001 Gator (Virginia Tech vs. Florida State)
2002 San Francisco (Virginia Tech vs. Air Force)
2003 Insight (Virginia Tech vs. California)
2004 Sugar (Virginia Tech vs. Auburn)



Coach Bud Foster and his wife, Jacquie, with Hillary and Grant.

The Defense

Under the direction of Bud Foster in 2004, the Hokies' defense ...

- leads the ACC in scoring defense.
- ranks third nationally in pass efficiency defense and scoring defense and fourth in total defense.
- tied a school season record for interception returns for touchdowns with four.
- had 11 different players record interceptions.

During Bud Foster's one year as co-defensive coordinator and nine seasons as defensive coordinator, Tech has ...

- produced two BIG EAST defensive players of the year — Corey Moore, who earned the honor in both 1998 and 1999, and Cornell Brown, who won it in 1995.
- had at least one defensive player earn All-America honors every year. Four players gained A-A recognition in 1999 and three in 2001.
- had 35 different defensive players score touchdowns.
- produced its first Lombardi Award winner and its first Nagurski Trophy winner in Corey Moore.
- held opponents to an average of 104.1 yards rushing and 16.4 points per game over a 115-game span.



Tech's National Defensive Rankings Under Coach Bud Foster

1995*

1st Rushing Defense (77.36 ypg)
5th Scoring Defense (14.09 ppg)
10th Total Defense (285.9 ypg)
23rd Pass Efficiency Defense (104.25 rating)

1996

Tied-9th Scoring Defense (15.27 ppg)
16th Pass Efficiency Defense (99.37 rating)
19th Rushing Defense (112.0 ypg)
24th Total Defense (316.09 ypg)

1997

13th Scoring Defense (16.82 ppg)

1998

2nd Interceptions (23)
4th Scoring Defense (12.9 ppg)
7th Total Defense (284.9 ypg)
11th Rushing Defense (102.2 ypg)
11th Pass Efficiency Defense (103.4 rating)

1999

1st Scoring Defense (10.5 ppg)
3rd Total Defense (247.3 ypg)
3rd Rushing Defense (75.9 ypg)
7th Pass Efficiency Defense (98.1 rating)

2000

Tied-3rd Interceptions (23)
16th Rushing Defense (99.3 ypg)

2001

2nd Total Defense (237.81 ypg)
2nd Rushing Defense (71.6 ypg)
2nd Scoring Defense (13.4 ppg)
3rd Pass Efficiency Defense (85.62 rating)
Tied-7th Interceptions (19)
8th Pass Defense (166.27 ypg)

2002

1st Interceptions (24)
5th Turnovers Gained (37)
21st Scoring Defense (18.79 ppg)

2004

3rd Scoring Defense (12.58 ppg)
3rd Pass Efficiency Defense (97.19 rating)
4th Total Defense (265.42 ypg)
Tied-4th Turnovers Gained (30)
5th Pass Defense (149.75 ypg)
Tied-5th Interceptions (18)
23rd Rushing Defense (115.67 ypg)

*co-coordinator in 1995

*"I believe in an attacking, aggressive style of defense. We want to put speed and athleticism on the field and use that to attack and pressure opposing offenses."
— Bud Foster*



Eric Green and Mikal Baaqee wrap up UVa tailback Alvin Pearman in Tech's 24-10 win this year.

2004 ACC CHAMPION

Bryan Stinespring

Offensive Coordinator and Offensive Line Coach



Bryan Stinespring, an integral member of the Virginia Tech staff as both a coach and recruiter, is closing out his third season overseeing the Hokies' offense. Stinespring was promoted to offensive coordinator in December 2001 and began those duties during the Hokies' Gator Bowl game against Florida State on New Year's Day.

The 2004 season marked Stinespring's 12th year as a full-time coach on Frank Beamer's staff at Tech and his seventh season as the offensive line coach. Last season, one of Stinespring's star pupils, center Jake Grove, won the Rimington Trophy and became the university's third unanimous All-American. He was the first center taken in the 2004 NFL Draft.

Stinespring took over the offensive line duties in the spring of 1998 and helped mold Tech's young line into a unit that showed steady improvement during the '98 season. Two members of that line — tackle Derek Smith and guard Dwight Vick — went on to sign with NFL teams.

In 1999 and 2000, the offensive line helped clear the way as the Hokies set new BIG EAST rushing marks in back-to-back seasons. Center Keith Short, guard Matt Lehr and tackle Dave Kadela all earned second-team All-BIG EAST honors in '99. Lehr repeated as a second-team pick in 2000, while Kadela moved to first team. In 2002, tackle Anthony Davis earned second-team all conference honors as the offensive front cleared the way for record-setting tailbacks Lee Suggs and Kevin Jones, who combined for over 2,100 yards. Last season, Grove earned

first-team All-BIG EAST honors and led a line that paved the way for Jones to establish three new school rushing marks.

Prior to taking over his current duties, Stinespring coached Tech's tight ends and assisted with the offensive line for five seasons. He was the Hokies' recruiting coordinator for eight years (1994-2001) and continues to be instrumental in helping attract top high school talent to campus. In 2001, he served as Tech's assistant head coach along with his other duties.

Stinespring initially joined the Tech staff in 1990 as a graduate assistant coach and spent two seasons in that capacity helping with the offensive line. After serving as the director of sports programs in 1992, he was elevated to a full-time coaching position prior to the 1993 season.

During his tenure as tight ends coach, two of his players earned all-conference honors. John Burke was a second-team pick in 1993, while Bryan Jennings earned first-team honors in 1996.

A native of Clifton Forge, Va., Stinespring was a walk-on player for James Madison University in the early 1980s. He served as a teacher and coach at Lexington High School and helped the football squad win its lone state championship in 1988. He also helped coach the Patrick Henry High School football team before joining the Tech program in 1990.

Stinespring is married to the former Shelley Franklin of Richmond, Va. Bryan and Shelley have a son, Daniel, 10; twin daughters, Caroline and Olivia, who are 6 years old, and another daughter, Ella Grace who is 1.

STINESPRING'S PROFILE

PERSONAL:

Born: 10/12/63, Clifton Forge, Va.
Hometown: Clifton Forge, Va.
Wife: former Shelley Franklin
Children: Daniel Franklin, Caroline Frances, Olivia Jane, Ella Grace

EDUCATION:

High School: Clifton Forge (Va.) High School (1982)
College: James Madison University (1986)
Postgraduate: Virginia Tech (1992)

COACHING EXPERIENCE:

1986-88 Lexington (Va.) High School
1989 Patrick Henry (Va.) High School
1990-91 Virginia Tech (graduate assistant)
1992 Virginia Tech (director of sports programs)
1993 Virginia Tech (tight ends/assistant offensive line)
1994-97 Virginia Tech (TEs/assistant offensive line/
recruiting coordinator)
1998-00 Virginia Tech (offensive line/recruiting coordinator)
2001 Virginia Tech (assistant head coach/OL/recruiting)
2002- Virginia Tech (offensive coordinator/offensive line)

BOWL EXPERIENCE:

Coach
1993 Independence (Virginia Tech vs. Indiana)
1994 Gator (Virginia Tech vs. Tennessee)
1995 Sugar (Virginia Tech vs. Texas)
1996 Orange (Virginia Tech vs. Nebraska)
1997 Gator (Virginia Tech vs. North Carolina)
1998 Music City (Virginia Tech vs. Alabama)
1999 Sugar (Virginia Tech vs. Florida State)
2000 Gator (Virginia Tech vs. Clemson)
2001 Gator (Virginia Tech vs. Florida State)
2002 San Francisco (Virginia Tech vs. Air Force)
2003 Insight (Virginia Tech vs. California)
2004 Sugar (Virginia Tech vs. Auburn)



Coach Bryan Stinespring and his wife, Shelley, with Ella Grace, Olivia, Caroline and Daniel.

The Offense

During Bryan Stinespring's third season as offensive coordinator, the Virginia Tech offense ...

- leads the ACC in scoring offense.
- has had 11 different players catch touchdown passes.
- produced the ACC Player of the Year and Offensive Player of the Year in quarterback Bryan Randall.
- tops the ACC in passing efficiency and red zone offense.

During Bryan Stinespring's 12 full-time seasons at Tech, the Hokies' offensive line ...

- produced the program's first Rimington Trophy winner in Jake Grove.
- has had 17 different players (including three tight ends) who earned All-BIG EAST honors, including four repeat performers, and two who won All-ACC honors in 2004.
- cleared the way for an average of 200.1 yards rushing per game over a 147-game span.
- helped the team set BIG EAST season rushing marks back-to-back years in 1999 and 2000.
- had 17 players sign with NFL teams.



Bryan Randall and his offensive teammates had the ACC's most prolific scoring team in 2004 under the direction of Coach Bryan Stinespring and his offensive staff.

"We want, and expect, to attack both the defense and the field of play in a concerted, aggressive approach. We want to be able to use schemes and formations that utilize our talents while placing pressure on the opponent to adjust and defend. Our goal is to set the tempo of the game and dictate the style of play that is indicative of Virginia Tech football."

— Bryan Stinespring



Jim Cavanaugh

Strong Safety and Outside Linebackers Coach and Recruiting Coordinator

Jim Cavanaugh has played a major role in Virginia Tech's success since joining Frank Beamer's

coaching staff in 1996. Cavanaugh is ending his ninth season as the Hokies' strong safety and outside linebackers coach and his third year as Tech's recruiting coordinator.

No one has been more instrumental in bringing top-notch talent to the Tech program

than Cavanaugh. Over the past six years, his recruiting skills have helped the Hokies attract, among others, prep All-Americans Michael Vick, Nathaniel Adibi, Bryan Randall, Jonathan Lewis, Marcus Vick, Xavier Adibi and Chris Ellis.

Along with his success in attracting talent, Cavanaugh has also been instrumental in helping players develop their talent once they join the Tech program. During his first season on the job in 1996, outside linebacker Brandon Semones led the team in tackles and earned second-team All-BIG EAST honors.

Cavanaugh has since helped in the development of highly successful safeties Pierson Prioleau, Cory Bird, Kevin McCadam and Michael Crawford. Prioleau was a first-team All-BIG EAST pick in 1997 and 1998 and earned third-team All-America recognition from The Sporting News in '97. He was a fourth-round draft pick of the San Francisco 49ers in 1999. Bird was tabbed a second-team All-BIG EAST pick following the 2000 season and was selected in the third-round of the NFL draft by the Indianapolis Colts. McCadam was one of the keys to Tech's success in 2001 and was a fifth-round NFL selection by the Atlanta Falcons. Crawford set a position

record for tackles with 131 last season and was a second-team All-BIG EAST selection.

Tech's appearance in the Nokia Sugar Bowl will mark Cavanaugh's 21st postseason game as a coach. A former star receiver at William & Mary, he is a veteran of 35 years coaching, including 31 as a full-time coach on the collegiate level. He has worked at two other Virginia schools — VMI and the University of Virginia — during his career and has been on the staff of four other ACC schools — North Carolina State, Virginia, Maryland and North Carolina.

Cavanaugh coached at the University of North Carolina for eight years and from 1982 through 1987, he worked under Bobby Ross and Joe Krivak at Maryland. He served two years at North Carolina State, three years under coach Bob Thalman at VMI, one year at Virginia and two years at Marshall. Cavanaugh began his collegiate coaching career as a graduate assistant at North Carolina State in 1972.

During his years as a receiver at William & Mary, Cavanaugh surpassed the Tribe career record in receiving with 117 catches and over 1,600 yards. He also earned honorable mention All-America honors in 1967 and was co-captain of his team in 1969.

Cavanaugh was inducted into the William & Mary Sports Hall of Fame in April 2001.

Married to the former Marsha Carnell, he has two children — Ryan, an Appalachian State graduate who works for the Indianapolis Colts and is married to the former Melissa Searls, and Lauren Reddick, who graduated from Virginia Tech in 2002 and is married to Rob Reddick.

CAVANAUGH'S PROFILE

PERSONAL:

Born: 8/4/48, Queens, N.Y.
Hometown: Queens, N.Y.
Wife: former Marsha Carnell
Children: Ryan, Lauren

EDUCATION:

High School: Chaminade High School (1966)
College: The College of William & Mary (1970)
Postgraduate: North Carolina State University (1974)

PLAYING EXPERIENCE:

William & Mary (1967-69)

COACHING EXPERIENCE:

1970 Newport News (Va.) High School
1971 Denbigh (Va.) High School
1972-73 North Carolina State (graduate assistant)
1974-75 VMI (receivers)
1976 VMI (running backs)
1977-78 North Carolina State (receivers)
1979-80 Marshall (off. coordinator/quarterbacks)
1981 Virginia (receivers)
1982-86 Maryland (running backs)
1987 Maryland (offensive coordinator/quarterbacks)
1988-95 North Carolina (receivers)
1996-01 Virginia Tech (strong safety, outside linebackers)
2002- Virginia Tech (recruiting coordinator/strong safety, outside linebackers)

BOWL EXPERIENCE:

Coach

1972 Peach (N.C. State vs. West Virginia)
1973 Liberty (N.C. State vs. Kansas)
1977 Peach (N.C. State vs. Iowa State)
1978 Tangerine (N.C. State vs. Pittsburgh)
1982 Aloha (Maryland vs. Washington)
1983 Citrus (Maryland vs. Tennessee)
1984 Sun (Maryland vs. Tennessee)
1985 Cherry (Maryland vs. Syracuse)
1992 Peach (North Carolina vs. Mississippi State)
1993 Gator (North Carolina vs. Alabama)
1994 Sun (North Carolina vs. Texas)
1995 Carquest (North Carolina vs. Arkansas)
1996 Orange (Virginia Tech vs. Nebraska)
1997 Gator (Virginia Tech vs. North Carolina)
1998 Music City (Virginia Tech vs. Alabama)
1999 Sugar (Virginia Tech vs. Florida State)
2000 Gator (Virginia Tech vs. Clemson)
2001 Gator (Virginia Tech vs. Florida State)
2002 San Francisco (Virginia Tech vs. Air Force)
2003 Insight (Virginia Tech vs. California)
2004 Sugar (Virginia Tech vs. Auburn)



Coach Jim Cavanaugh and his wife, Marsha, with Ryan and his wife, Melissa, and Lauren and her husband, Rob.

Virginia Tech Recruiting

"The state of Virginia is, and always will be, the primary focus of our recruiting. In recent years, a number of outstanding players from outside the state have also expressed great interest in Virginia Tech. If you get the best players from the state of Virginia and put them together with some talented players from out-of-state, you've got a really good combination."

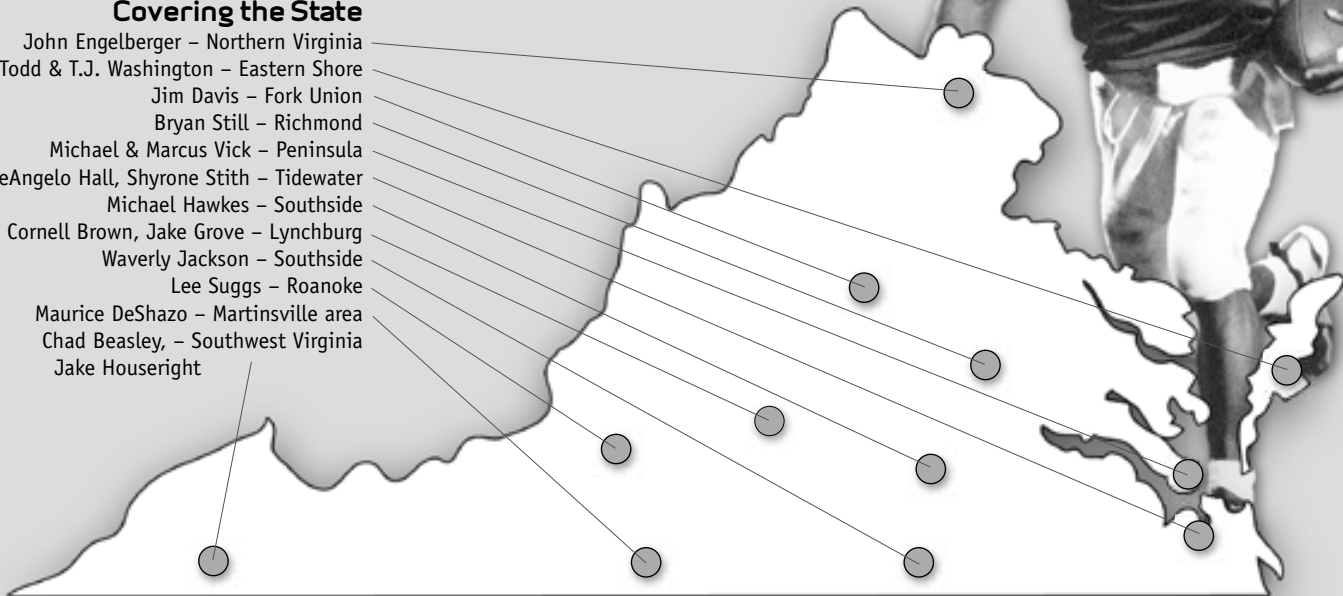
— Coach Frank Beamer

Michael Vick

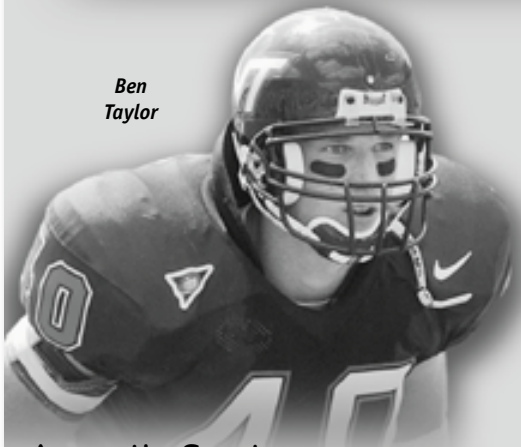


Covering the State

- John Engelberger – Northern Virginia
- Todd & T.J. Washington – Eastern Shore
- Jim Davis – Fork Union
- Bryan Still – Richmond
- Michael & Marcus Vick – Peninsula
- DeAngelo Hall, Shyrone Stith – Tidewater
- Michael Hawkes – Southside
- Cornell Brown, Jake Grove – Lynchburg
- Waverly Jackson – Southside
- Lee Suggs – Roanoke
- Maurice DeShazo – Martinsville area
- Chad Beasley, – Southwest Virginia
- Jake Houseright



Ben Taylor



"Having coached high school football in Newport News and having spent most of my professional recruiting life in the state of Virginia, I am fully aware of the outstanding quality of the players and coaches within our state. Our objective is to recruit as many of the great players in the state as possible with the goal of winning the national championship."

— Coach Jim Cavanaugh

Across the Country

- Cory Bird, Billy Conaty – New Jersey
- Keion Carpenter, Antonio Freeman – Maryland
- Ike Charlton, Torrian Gray – Florida
- André Davis – New York
- Kevin Jones, Jim Druckenmiller – Pennsylvania
- Kevin McCadam – California
- Corey Moore – Tennessee
- Pierson Prioleau, Tyronne Drakeford – South Carolina
- Jim Pyne – Massachusetts
- Derek Smith – West Virginia
- Ben Taylor, Dave Kadela – Ohio

Coaches' In-State Recruiting Areas

- | | |
|-------------------------|---|
| Tony Ball | Shenandoah Valley |
| Jim Cavanaugh | Richmond/Peninsula |
| Bud Foster | Northern Virginia |
| Billy Hite | New River Valley |
| Danny Pearman | Central Virginia/Fredericksburg |
| Kevin Rogers | Roanoke/Lynchburg/Danville/Martinsville |
| Bryan Stinespring | Tidewater |
| Lorenzo Ward | Northern Virginia |
| Charley Wiles | Southwest Virginia |



Tony Ball

Wide Receivers Coach

Tony Ball, who has 18 years of experience as a full-time collegiate coach, is finishing his seventh season as Virginia Tech's receivers coach. Ball's attention to detail and enthusiastic approach to the game of football have helped Tech to a 67-20 record, three bowl championships and an appearance in the national championship game over the past seven seasons.

Ball has shown an ability to motivate and prepare young players, which was instrumental in the development and success of the Hokies' youthful receiving corps that has gotten 63 catches and 10 touchdowns from its freshmen.

Ball's successful pupils include split end Ernest Wilford who etched his name in the Tech record books in 2002 and 2003. Wilford became the Hokies' all-time receptions leader and was the first Tech player ever to post two 50-catch seasons. He was picked in the fourth round of the 2004 NFL Draft by Jacksonville.

Under Ball's watchful eye, André Davis became one of the nation's top big-play threats. Davis closed out his Tech career in 2001 ranked among the Hokies' top three in career catches, receiving yards and touchdown receptions. He was selected by the Cleveland Browns in the second round of the 2002 NFL Draft

Ball came to Tech in 1998 after serving three seasons as an assistant at the University of Louisville, where he coached the receivers. Prior to his stint with the Cardinals, Ball worked with the running backs at Holy Cross for three seasons. He coached the receivers at his alma mater, UT-Chattanooga, on two different occasions

— once in 1988 and for two seasons in 1990-91. In between, Ball coached the running backs at East Tennessee State in 1989.

During the summers of 1996 and 1997, Ball participated in the National Football League's Minority Internship Program with the Baltimore Ravens.

Ball began his coaching career as a graduate assistant at Austin Peay in 1985 and 1986. While at Austin Peay, he earned a master's in health and nutrition. He served as restricted earnings coach at the University of South Carolina in 1987, working with the running backs and helping the Gamecocks to the Gator Bowl. His first full-time coaching position came at UTC the following year.

Ball played football for the late Joe Morrison at UT-Chattanooga. He was a standout running back who set numerous school kickoff return records and was recently named to the school's All-Century Football Team. He finished with a degree in criminal justice.

Ball is married to the former Maria Ann Slayden. They have two children: Anthony, 14, and Keshea, 12.

BALL'S PROFILE

PERSONAL:

Born: 7/28/59, Chattanooga, Tenn.
Hometown: Chattanooga, Tenn.
Wife: former Maria Slayden
Children: Anthony and Keshea

EDUCATION:

High School: Brainerd High School (1977)
College: UT-Chattanooga (1983)
Postgraduate: Austin Peay (1987)

PLAYING EXPERIENCE:

UT Chattanooga (1977-80)

COACHING EXPERIENCE:

1985-86 Austin Peay (graduate assistant)
1987 South Carolina (volunteer running backs coach)
1988 UT-Chattanooga (receivers)
1989 ETSU (running backs)
1990-91 UT-Chattanooga (receivers)
1992-94 College of Holy Cross (running backs)
1995-97 Louisville (receivers)
1998- Virginia Tech (receivers)

BOWL EXPERIENCE:

Coach
1987 Gator (South Carolina vs. LSU)
1998 Music City (Virginia Tech vs. Alabama)
1999 Sugar (Virginia Tech vs. Florida State)
2000 Gator (Virginia Tech vs. Clemson)
2001 Gator (Virginia Tech vs. Florida State)
2002 San Francisco (Virginia Tech vs. Air Force)
2003 Insight (Virginia Tech vs. California)
2004 Sugar (Virginia Tech vs. Auburn)



Coach Tony Ball and his wife, Maria, with Anthony and Keshea.



Danny Pearman

Tight Ends and Offensive Tackles Coach

Danny Pearman, who has coached in Division I-A national championship games at two different schools, is completing his 13th season as a full-time collegiate assistant.

Pearman, who is closing his seventh season as the Hokies' tight ends and offensive tackles coach, brought experience and a sound football background to the Tech staff in 1998. He arrived

just in time to help the Hokies to a surprising 8-3 regular season record and a 38-7 victory over Alabama in the Music City Bowl. Pearman helped bring along an inexperienced group of tight ends and also aided in the development of All-BIG EAST tackle Derek Smith, who was drafted by the Washington Redskins following the season. He has since worked with two other all-conference tackles — Dave Kadela and Anthony Davis.

Under Pearman's tutelage, this year's group of tight ends has been the most productive at Tech since 1987 with a combined total of 38 catches. During Tech's march to the national championship game

in 1999, Pearman's group of tight ends caught 17 passes, 16 of which went for first downs.

The Tech offense led the nation in scoring that year and ranked eighth nationally in rushing.

Pearman's experience and hard work have continued to pay dividends in recent seasons. In 2000, former walk-on Browning Wynn earned second-team All-BIG EAST honors at tight end, while teammate Bob Slowikowski caught a key 72-yard touchdown pass against West Virginia. Following the 2001 season, both players signed with NFL teams after contributing valuable senior leadership to a rebuilding offensive unit. In 2002, Keith Willis caught an 87-yard pass against Syracuse — the longest reception ever by a Tech tight end. Last season, Willis became the first Tech player ever to catch two touchdown passes in a bowl game. Eighty-two of the tight ends' last 104 receptions have resulted in first downs.

Prior to coming to Blacksburg, Pearman helped coach the University of Alabama to six bowls and a national championship between 1990 and 1997. After helping guide the Crimson Tide to the national championship in 1992, he contributed to the Tide winning

Southeastern Conference Western Division championships the next four years.

Pearman was a graduate assistant at Alabama for two years, then served as coach of the offensive tackles from 1991 to 1996. He coached the defensive tackles and special teams in 1997.

A native of Charlotte, N.C., Pearman won three letters as a tight end at Clemson from 1983 through 1987. In his playing days, he was named a strength and conditioning All-American. He helped the Tigers win two ACC championships.

Following graduation, Pearman began his coaching career as a graduate assistant with the Tigers in 1988 and 1989. The Tigers won the ACC championship again in '88 and went to bowl games both of Pearman's seasons as a grad assistant.

Pearman has a bachelor's degree in finance and a master's in business administration, both from Clemson. He is married to the former Kristy Sewell of Birmingham, Ala., and they have a daughter, Taylor Brooke, 8, a son Tanner Ryan, 5, and a new arrival this year with Trent Joseph, who was born in February.

PEARMAN'S PROFILE

PERSONAL:

Born: 2/17/65, Charlotte, N.C.
Hometown: Charlotte, N.C.
Wife: former Kristy Sewell
Children: Taylor Brooke, Tanner Ryan, Trent Joseph

EDUCATION:

High School: Independence H.S. (1983)
College: Clemson University (1987)
Postgraduate: Clemson University (1989)

PLAYING EXPERIENCE:

Clemson (1983-87)

COACHING EXPERIENCE:

1988-89 Clemson (graduate assistant)
1990-91 Alabama (graduate assistant)
1991-96 Alabama (offensive tackles/offensive special teams)
1997 Alabama (defensive tackles/special teams)
1998- Virginia Tech (tight ends and off. tackles)

BOWL EXPERIENCE:

Player
1985 Independence (Clemson vs. Minnesota)
1986 Gator (Clemson vs. Stanford)
1987 Citrus (Clemson vs. Penn State)
Coach
1988 Citrus (Clemson vs. Oklahoma)
1989 Gator (Clemson vs. West Virginia)
1990 Fiesta (Alabama vs. Louisville)
1991 Blockbuster (Alabama vs. Colorado)
1992 Sugar (Alabama vs. Miami)
1993 Gator (Alabama vs. North Carolina)
1994 Citrus (Alabama vs. Ohio State)
1996 Outback (Alabama vs. Michigan)
1998 Music City (Virginia Tech vs. Alabama)
1999 Sugar (Virginia Tech vs. Florida State)
2000 Gator (Virginia Tech vs. Clemson)
2001 Gator (Virginia Tech vs. Florida State)
2002 San Francisco (Virginia Tech vs. Air Force)
2003 Insight (Virginia Tech vs. California)
2004 Sugar (Virginia Tech vs. Auburn)



Coach Danny Pearman and his wife, Kristy, with Tanner, Trent and Taylor.

2005 SUGAR BOWL

2004 ACC CHAMPION

Kevin Rogers

Quarterbacks Coach



Kevin Rogers, who played a major role in the development of quarterback Donovan McNabb at Syracuse, is finishing his third season as the quarterbacks coach at Virginia Tech.

The 2004 season marked Rogers' 26th year as a full-time coach on the collegiate level. He

served as an offensive coordinator and quarterbacks coach at both Syracuse and Notre Dame before joining the Tech staff in January 2001.

Under Rogers' watchful eye, Tech quarterback Bryan Randall has matured into an outstanding signal-caller who now stands as the Hokies' all-time leader in passing yards and total offense. In 2002, Randall set a school season record for completion percentage (63.7) and ranked 10th nationally in passing efficiency (143.09). Now, just two

short years later, he ranks as one of the most respected athletes in school history.

Prior to a three-year stint at Notre Dame (1999-01), Rogers served as the quarterbacks coach for eight seasons at Syracuse under head coach Paul Pasqualoni. His final two years at SU, Rogers was the offensive coordinator, as well as the quarterbacks coach.

Rogers' star pupil at Syracuse was McNabb, the BIG EAST Offensive Player of the Year three straight seasons (he shared the award in '96). McNabb broke most of Syracuse's passing records which had been held by another of Rogers' proteges, Marvin Graves, who ranked second nationally in passing in 1992. McNabb was the second overall pick in the 1999 NFL Draft by the Philadelphia Eagles.

Rogers first joined the Syracuse staff in 1991 as quarterbacks coach, was named assistant head coach in 1995, served as recruiting coordinator from 1995-97 and was named offensive coordinator in '97. While at Syracuse, Rogers saw the Orange finish in the final Associated Press Top 25 on six occasions.

Before his tenure at Syracuse, Rogers spent eight seasons on the Navy staff coaching a variety of positions. Rogers' other college

coaching credits include running backs coach at William & Mary from 1980-82 and defensive line coach at Ohio State in 1977-78 under Woody Hayes.

In 1999, Rogers coached a Notre Dame offense that broke the school single-season record for total passing yards, completions and attempts. Rogers helped quarterback Jarious Jackson set school single-season records for passing attempts, completions and passing yardage.

Rogers is heading to his 12th postseason bowl game as an assistant coach and has coached a number of All-Americans and National Football League players in his career, including McNabb, Qadry Ismail, Aaron Brown and Napoleon McCallum.

Rogers is no stranger to the Commonwealth of Virginia. The Brooklyn, N.Y., native is a 1974 graduate of the College of William & Mary and began his coaching career as an assistant coach at Bayside High School in Virginia Beach from 1974-76. At William & Mary, he was a three-year letterman as a linebacker and earned a degree in physical education. He earned a master's in physical education from Ohio State in 1978.

Rogers and his wife Betty are parents of three children — Kevin, a former quarterback at Villanova and now a scouting assistant for the Indianapolis Colts; Megan, a Notre Dame graduate who currently works for the New York Jets; and Ryan, a senior at Notre Dame.

Coach Kevin Rogers and his wife, Betty, with Megan, Ryan (l) and Kevin.



ROGERS' PROFILE

PERSONAL:

Born: 9/7/51, Brooklyn, N.Y.
Hometown: Sparta, N.J.
Wife: former Betty Sheridan
Children: Kevin Sean Rogers, Jr., Megan Elizabeth, Ryan Patrick

EDUCATION:

High School: Sparta (N.J.) High School (1969)
College: College of William & Mary (1974)
Postgraduate: Ohio State (1978)

PLAYING EXPERIENCE:

Massanutten (Va.) Academy (1969-70)
William & Mary (1971-73)

COACHING EXPERIENCE:

1974-76 Bayside (Va.) High (assistant coach)
1977-78 Ohio State (defensive line) G.A.
1979 Mainland (Fla.) High (head coach)
1980-82 William & Mary (running backs)
1983 Navy (tight ends/offensive tackles)
1984-85 Navy (tight ends/wide receivers)
1986 Navy (defensive backs)
1987-88 Navy (running backs)
1989-90 Navy (quarterbacks)
1991-94 Syracuse (quarterbacks)
1995-96 Syracuse (asst. head coach/quarterbacks/recruiting coordinator)
1997-98 Syracuse (offensive coordinator/quarterbacks)
1999-01 Notre Dame (offensive coordinator/quarterbacks)
2002- Virginia Tech (quarterbacks)

BOWL EXPERIENCE:

Coach

1977 Sugar (Ohio State vs. Alabama)
1978 Gator (Ohio State vs. Clemson)
1991 Hall of Fame (Syracuse vs. Ohio State)
1992 Fiesta (Syracuse vs. Colorado)
1995 Gator (Syracuse vs. Clemson)
1996 Liberty (Syracuse vs. Houston)
1997 Fiesta (Syracuse vs. Kansas State)
1998 Orange (Syracuse vs. Florida)
2000 Fiesta (Notre Dame vs. Oregon State)
2002 San Francisco (Virginia Tech vs. Air Force)
2003 Insight (Virginia Tech vs. California)
2004 Sugar (Virginia Tech vs. Auburn)



Lorenzo Ward

Defensive Backfield Coach

Lorenzo Ward's reputation as an outstanding coach and recruiter continues to grow following his sixth season on Frank Beamer's football staff at Virginia Tech. Ward oversees Tech's cornerbacks and free safeties.

In his previous five seasons with the Hokies, Ward coached five all-BIG EAST players, produced a secondary that helped Tech finish among the national defensive leaders four of the last five seasons and spearheaded the recruiting of the nation's top high school football player.

His work with the secondary in 1999 contributed to the Hokies finishing No. 3 in total defense and

No. 7 in pass efficiency defense. In 2000, Tech tied for third nationally in interceptions and during the 2001 season, the Hokies ranked second in total defense, third in pass efficiency defense, eighth in pass defense and tied for seventh in interceptions. In 2002, Tech led the Division I-A ranks in interceptions with 24. This season, the Hokies lead the ACC in interceptions and rank fifth nationally in pass defense.

Ward was instrumental in Tech's signing of Pennsylvania running back Kevin Jones in February 2000. Jones, the most highly touted player ever to sign with the Hokies, was rated the top high school football player in the country. Following the 2001 season, Jones was named the BIG EAST Conference Rookie of the Year after leading Tech in rushing. Last season, he broke three Tech rushing records on the way to become a consensus

All-American and a first-round pick in the NFL Draft.

Four of Ward's cornerbacks at Tech — Anthony Midget, Ike Charlton, Ronyell Whitaker and DeAngelo Hall — earned BIG EAST honors, along with free safety Willie Pile. Midget was a first-team pick and Charlton a second-team selection in 1999, while Whitaker was second team in 2000 and first team in 2001. Hall and Pile were second-team picks in 2002. Hall became a first-team All-BIG EAST selection and a second-team All-America pick in 2003 and was the eighth overall player taken in the NFL Draft. Hall and Pile were semi-finalists for the Jim Thorpe Award in 2002 and 2003, respectively.

Prior to joining the Tech coaching staff, Ward was a coach at UT-Chattanooga and Alabama. He was named the defensive coordinator at UT-Chattanooga in 1998 after serving as the Mocs' running backs coach in 1997. Prior to working with the running backs, Ward was the defensive backs coach. He coached strong safety Ron Fague, who earned both second- and third-team All-America honors in 1996.

An Alabama native, Ward starred for the Crimson Tide from 1986-90. He helped lead Alabama to a 33-15 record and a Southeastern Conference Championship during his career. He was also tabbed Special Teams Player of the Year by *The Sporting News* in 1990 as the Tide's unit ranked No. 1 in the nation. Ward played on four bowl teams, helping lead 'Bama to two Sun Bowl wins.

Ward served two seasons as a graduate assistant at Alabama before spending one season as an assistant coach at Newnan High in Newnan, Ga. While a graduate assistant, Ward helped coach the Tide to victories in the 1991 Blockbuster Bowl and the 1993 Gator Bowl. He joined the UTC staff as the secondary coach in 1994.

Nicknamed "Whammy" because of his fierce tackles, Ward graduated from Alabama in 1990 with a bachelor's in physical education. He is married to the former Tara Tubbs. The couple has one son, Lorenzo Donovan Ward, Jr., who is 8.

WARD'S PROFILE

PERSONAL:

Born: 4/26/67, Greensboro, Ala.
Hometown: Greensboro, Ala.
Wife: former Tara Tubbs
Child: Lorenzo Donovan Ward, Jr.

EDUCATION:

High School: Greensboro Public School — West Campus (1986)
College: University of Alabama (1990)

PLAYING EXPERIENCE:

Alabama (1986-90)

COACHING EXPERIENCE:

1991-93 Alabama (graduate assistant)
1993 Newnan High (assistant coach)
1994-98 UT-Chattanooga (secondary/running backs)
1999- Virginia Tech (defensive backfield)

BOWL EXPERIENCE:

Player

1986 Sun (Alabama vs. Washington)
1988 Hall of Fame (Alabama vs. Michigan)
1988 Sun (Alabama vs. Army)
1990 Sugar (Alabama vs. Miami)

Coach

1991 Blockbuster (Alabama vs. Colorado)
1993 Gator (Alabama vs. North Carolina)
1999 Sugar (Virginia Tech vs. Florida State)
2000 Gator (Virginia Tech vs. Clemson)
2001 Gator (Virginia Tech vs. Florida State)
2002 San Francisco (Virginia Tech vs. Air Force)
2003 Insight (Virginia Tech vs. California)
2004 Sugar (Virginia Tech vs. Auburn)



Coach Lorenzo Ward and his wife, Tara, with Lorenzo, Jr.

2005 SUGAR BOWL

2004 ACC CHAMPION

Charley Wiles

Defensive Line Coach



Charley Wiles, a former All-America player for Frank Beamer at Murray State, has produced four All-Americans of his own since joining Beamer's Virginia Tech staff as defensive line coach in 1996.

Among the top players Wiles has helped develop during his 10 seasons directing the Tech line are ends Corey Moore and Cornell Brown. In 1999, Moore won the Mike Fox/Bronko Nagurski Award as the nation's best defensive player and the Lombardi Award

as the best lineman. He also became Tech's second unanimous All-American and was chosen the BIG EAST Defensive Player of the Year two consecutive years. Brown was a two-time All-America pick, taking consensus honors as a junior in 1995 when he was also named the National Defensive Player of the Year by Football News and the BIG EAST Defensive Player of the Year.

Wiles also coached John Engelberger, who was named second-team on The Associated Press All-America team and was selected first-team ALL-BIG EAST in 1999 after earning second-team honors in 1998 and 1997. Standouts David Pugh and Chad Beasley earned first- and second-team ALL-BIG EAST honors,

respectively, in both 2000 and 2001. Pugh was also a third-team All-America pick by *The Sporting News* and both players were selected in the NFL Draft.

In all, nine of Wiles' players won All-BIG EAST honors. The others were tackle Kerwin Hairston in 1997, tackle Nathaniel Williams in 1999, end Nathaniel Adibi in 2002 and 2003, and end Cols Colas last season.

During the 1999 season, Wiles coached a veteran line that he helped mold into what *The Sporting News* rated as the best Division I-A defensive line in the college ranks prior to the season. That line helped the Hokies finish first in the nation in scoring defense and third in rushing defense and total defense. Tech's 2001 defensive line was rated as the fourth-best in the Division I-A ranks by *The Sporting News*.

Wiles is on his second tour of duty at Tech. He originally joined Beamer's Tech staff as a graduate assistant in 1987 and worked in that capacity for two years. Wiles first had a player-coach relationship with Beamer,

when Beamer was the head man at Murray State. Wiles won Kodak Division I-AA All-America honors as an offensive lineman in 1986.

When he left Tech after the 1988 season, Wiles spent a year on the staff at East Tennessee State. He then returned to Murray State for a six-year coaching tenure, winding up as the Racers' co-defensive coordinator. In 1995, he helped coach the Racers to an 11-0 regular-season mark and a berth in the NCAA Division I-AA playoffs. Wiles also served as Murray State's recruiting coordinator, helping land many of the Racers' top players.

When Wiles rejoined Beamer at Tech in 1996, he fulfilled a goal he had set during his first stint in Blacksburg. The Hokies have competed in bowl games during each season since he rejoined the staff.

A native of De Land, Fla., and a three-sport star at DeLand High School, he is married to the former Andrea Wilder of Booneville, Ind. They have a daughter, Kendell, 8, and a son Eric, 5.

WILES' PROFILE

PERSONAL:

Born: 5/4/64, Nashville, Tenn.
Hometown: DeLand, Fla.
Wife: former Andrea Wilder
Children: Kendell, Eric

EDUCATION:

High School: DeLand High School
College: Murray State University (1987)
Postgraduate: Virginia Tech (1989)

PLAYING EXPERIENCE:

Murray State (1983-86)

COACHING EXPERIENCE:

1987-88 Virginia Tech (graduate assistant)
1989 East Tennessee State (offensive line)
1990-91 Murray State (defensive ends)
1992 Murray State (running backs)
1993-95 Murray State (linebackers)
1995 Murray State (co-def. coordinator)
1996- Virginia Tech (defensive line)

BOWL EXPERIENCE:

Player

1986 Division I-AA Playoff Quarterfinals
(Murray State vs. Eastern Illinois)

Coach

1995 Division I-AA Playoff Quarterfinals
(Murray State vs. Northern Iowa)
1996 Orange (Virginia Tech vs. Nebraska)
1997 Gator (Virginia Tech vs. North Carolina)
1998 Music City (Virginia Tech vs. Alabama)
1999 Sugar (Virginia Tech vs. Florida State)
2000 Gator (Virginia Tech vs. Clemson)
2001 Gator (Virginia Tech vs. Florida State)
2002 San Francisco (Virginia Tech vs. Air Force)
2003 Insight (Virginia Tech vs. California)
2004 Sugar (Virginia Tech vs. Auburn)



Coach Charley Wiles and his wife, Andrea, with Kendell and Eric.

John Ballein

Associate Director of Athletics for Football Operations



John Ballein holds one of the most important positions in Virginia Tech athletics as associate athletics director for football operations. He was promoted to the position during the summer of 2000 in recognition of his excellent work for Coach Frank Beamer and his program.

Called "the No. 1 administrative assistant in the country" by former Tech AD Dave Braine, Ballein is responsible for all operations dealing with the football program. He continues to serve as assistant to head coach Frank Beamer and as departmental recruiting coordinator, jobs he performed prior to his promotion.

"You name it and John Ballein does it," Beamer said in a Dec. 18, 1999 article on Ballein in *The Roanoke Times*. "Just everything that goes on around here — our travel, our recruiting, our camps, our clinics. He is absolutely the best."

A native of Bentleyville, Pa., Ballein was a linebacker at Indiana University of Pennsylvania and graduated from there with a degree in health and physical education in 1983. He later earned a master's in education from Old Dominion University in 1987. He has nearly completed his Ed.D in health promotions from Virginia Tech.

Ballein was a teacher and football coach in 1983-84 at Woodrow Wilson High School in Portsmouth,

Va., and at Western Branch High in Chesapeake, Va., in 1985-86.


Ballein served on Beamer's first Virginia Tech staff in 1987 as a graduate assistant coach. In 1988, he accepted a position as running backs coach at Western Kentucky University. He returned to Tech a year later as recruiting coordinator.

With his office adjacent to Coach Beamer's, he is often considered Beamer's right-hand man. He deals mostly with the administrative side of the football program, but is one of the favorites among

players. His office is a preferred hangout of Tech players, and he is one of the most beloved and respected members of the staff.

"I don't think [Coach] Beamer could operate without Ballein," said former Tech standout Corey Moore. "Ballein's a guy on the ball. Plus, he's kind of a favorite among the players, too."

Ballein is married to the former Stephanie Green, who was a basketball player at Tech in her undergraduate days. They have two daughters, Jordan Gray, 9, and Jalyln Ann, 6.



John Ballein and his wife, Stephanie, with Jordan and Jalyln.

2004 ACC CHAMPION



Football Support Staff



Diana Clark
Secretary to Coach Beamer




Lisa Marie
Football Program Support Technician



Kristie Verniel
Football Program Support Technician



The Virginia Tech strength and conditioning staff for football (l-r): assistant athletics director for athletic performance Mike Gentry, graduate assistant Shyrone Stith, and assistant director Jay Johnson.



Kevin Hicks
Director of Video Operations



Tom Booth
Video Coordinator



Brian Walls
Assistant Video Coordinator



Steve DeMasi
Graduate Assistant Coach



Dan Wilkinson
Graduate Assistant Coach



Bruce Garnes
Football Operations Assistant



Lester Karlin
Equipment Manager



Eric Cross
Assistant Equipment Manager



Lou Koel
Assistant Equipment Manager



The student video staff for 2004-05: (l-r) Rudy Picardo, Lauren Sensabaugh, Jay Reid, Lindsay Mirabito and Brian Davenport.



Virginia Tech's sports medicine staff for 2004 football includes: (standing, l-r) director of athletic training Mike Goforth, Dr. Delmas Bolin, Dr. Marc Seigel, Kevin Domboski, Dr. Gunnar Brolinson, Dr. Mike Sampson; (kneeling, l-r) student trainers Emily Dunn and Heidi Robinson, Dave Jager, Nate Miker, Nick Richey, Dave Dietter and student trainer Drew Marrs.



The student managers for 2004-05: (standing, l-r) graduate assistant Tommy Rapier, Adam Linkous, Jon Tatum, Chris Shelton, head student manager Cody Cole; (kneeling, l-r) Gregg Narvid, Travis Benn, Eric Carr and Cliff Feiring.

This Is Virginia Tech

A Research University in Action

The top research institution in the commonwealth, Virginia Polytechnic Institute and State University is a comprehensive university of national and international prominence.

Virginia's premier land-grant university, Virginia Tech has grown from a small college of 132 students into the largest institution of higher education in the state during its 132-year history.

Virginia Tech was established in 1872 as an all-male military school dedicated to the original land-grant mission of teaching agriculture and engineering. Today, the co-educational institution, which operates a European studies center based in Switzerland and educational, research and outreach/Extension facilities throughout Virginia, has recognized programs in music, business, architecture and the humanities, as well as its traditional strengths in the sciences, engineering and technology.

Virginia Tech is organized into eight colleges — Agriculture and Life Sciences, Architecture and Urban Studies, Science, Pamplin College of Business, Engineering, Liberal Arts and Human Sciences, Natural Resources and Virginia-Maryland Regional College of Veterinary Medicine. Together,

the colleges offer about 175 bachelor's, master's and doctoral degree programs to approximately 28,000 students, who hail from countries throughout the world.

The university's 2,600-acre main campus is home to more than 100 buildings and hundreds of research laboratories. Adjoining the campus is the 120-acre Corporate Research Center, home to more than 100 companies and 1,800 employees who take advantage of the university's research and faculty expertise. Within five miles of campus is a 1,700-acre research farm.

Virginia Tech follows the dictates of its motto, *Ut Prosim* ("That I May Serve"), focusing on its land-grant missions of instruction, research and solving the problems of society through outreach and Virginia Cooperative Extension activities. Through the generation of new knowledge and the outreach mandate, the university disseminates practical knowledge through the classroom and to society as a whole. It is a university that puts knowledge to work.

Instruction

Eight colleges offer more degree programs than any other university in the state, with 62 undergraduate and 115

graduate programs. In addition, the university is one of the nation's leaders in integrating instructional technology into the curriculum, requiring all entering students to have a computer. The university's Math Emporium has been hailed as an innovative way to break the credit-for-contact model of classroom instruction.

Research

With annual research expenditures of about \$232 million and more than 100 research centers, Virginia Tech consistently ranks among the top institutions in industry-supported research and in the top 10 in the number of patents issued each year.

The university's faculty and students are involved in more than 4,000 research projects in fields ranging from biotechnology to nanotechnology, from the environment and energy to food and health, and from transportation to computing information.


Outreach

Virginia Tech is involved in a multitude of projects as part of its outreach mission. For example, it spawns economic development, helps global marketing efforts, investigates better uses for strip-mined land, helps clean the Chesapeake Bay and other state waterways, provides design and planning assistance to communities and directs reforestation in Senegal.

University scientists developed the vaccine that is the standard for preventing brucellosis in cattle around the world.

Outreach efforts also focus on education and distance learning techniques — satellite videoconferencing, multimedia, interactive video, interactive computer conferencing and web-based courses, for example — to meet the various needs of working adults and other nontraditional students. Professionals, organizations and communities also tap Virginia Tech's vast resources, expertise and research results through Continuing Education, which offers hundreds of programs annually.

Virginia Cooperative Extension, operated jointly in the commonwealth by Virginia Tech and Virginia State University, has been helping people improve their economic, cultural and social well-being for nearly 90 years. And while Extension has a long history of helping make America's agricultural powerhouse more productive and economical, it also does important work — from helping people learn healthy nutritional practices to counseling families in financial distress — in the state's urban as well as rural areas. With 107 city/county offices, and more than 61,000 volunteers, more than one million participants benefit annually from Extension's non-formal education. Extension has touched virtually every life in the state in some way.



Larry Killough
Faculty Chairman
of Athletics



Torgersen Hall, home to Virginia Tech's Advanced Communications and Information Technology Center, provides a high-tech environment in which researchers, teachers and students can interact in innovative and effective ways. The building includes high-tech auditoriums; observational booths for watching and taping experimental teaching techniques; the CAVE, Tech's sophisticated virtual reality environment for advanced research and learning; and an electronic reading room occupying the arch that spans the Mall.

2004 ACC CHAMPION



University President

Dr. Charles Steger

Most people in the university community are keenly aware of Virginia Tech's aspiration to become a leading national research university. Setting his sights on joining the nation's truly elite



universities, President Charles W. Steger intends for Virginia Tech to be ranked among the top research universities by the end of the decade. His vision has energized the entire university community and has led to new educational and research initiatives across campus and throughout the state.

During the last fiscal year, research expenditures continued to grow, reaching \$247 million, up from \$232 million the year before. In spite of these gains, Steger readily admits his vision for Virginia Tech will be challenging to reach without significantly changing the university's ability to operate in an increasingly

competitive educational market and research environment. For this reason, Steger will be working with leaders at the University of Virginia and the College of William & Mary to secure passage of

chartered university legislation, an innovative idea that will promote greater institutional flexibility and growth at the three universities while each retain strong connections to the Commonwealth of Virginia.

Hokie fans will always remember Steger as the president who negotiated Virginia Tech's membership in the Atlantic Coast Conference, arguably the most prestigious athletics conference in the nation. In its inaugural conference season, Virginia Tech will forge new rivalries that promise to excite fans for years to come.

A registered architect and

former dean of Virginia Tech's College of Architecture and Urban Studies, Steger was an architect of a different sort as the leader of the university's successful fund raising campaign that concluded in 1998. Under his leadership, as vice president for development and university relations, the Campaign for Virginia Tech raised \$337 million. Last year, the university raised \$62 million, \$8 million more than it did the previous year.

Steger's ties to Virginia Tech span four decades as a student, professor, dean, vice present and now president. While on the faculty, he twice won teaching excellence awards. When he became dean of the College of Architecture and Urban Studies in 1981, he was the youngest architecture dean in the nation at 33 years of age.

President Steger sits on the boards of several organizations including the Carilion Biomedical

Institute; Virginia Agriculture and Consumer Services; Virginia Advance Shipbuilding and Carrier Integration Board; Governor's Virginia Preparedness and Security Panel; Virginia Innovative Technology Authority, Chair; Virginia Space Grant Consortium, President; Virginia Council of Presidents, Chair; and World Institute for Disaster Risk Management, President.

He is a Fellow in the American Institute of Architects, and received the William C. Noland Award for distinguished service and accomplishments from the Virginia Society of the AIA. The First Virginia Chapter of the National Society of Fundraising Executives recognized him as the Outstanding Fundraising Executive in 1999.

Steger received his Bachelor of Architecture degree, Master of Architecture degree and Ph.D., in Environmental Science and Engineering from Virginia Tech.

VIRGINIA TECH AT A GLANCE

- Eight colleges and a graduate school
- 60+ bachelor's degree programs
- 115 master's and doctoral degree programs
- 16:1 student-faculty ratio
- Main campus includes 100 buildings, 2,600 acres of land and an airport
- Computing and communications complex for worldwide information access
- Currently ranked 52nd among the nation's research institutions
- Has adjacent corporate research park

Student Population

- The most popular majors for incoming first year students in the fall of 2003 were university studies, engineering, biology, business, computer science, psychology, communication, political science, architecture and animal and poultry sciences.
- Eighty countries and 42 states, plus Washington, D. C., the Virgin Islands and Puerto Rico are represented in the student population. Fifty-seven percent of the student population is male, while 43 percent is female.

More Fun Facts about Virginia Tech

- Just how big is Virginia Tech? There are 334 buildings consisting of 8,041,248 square feet under 100 acres of roof.
- It's a good thing students have 15 minutes to get to class. The campus, located on 2,600 acres, has 20 miles of sidewalks.
- With 8,681 students housed in 36 residence halls, Tech has the 14th-largest housing program in the country.
- Creating a true global village, voice, video and high-speed Ethernet service is delivered to each room.
- Virginia Tech has the 11th-largest dining program in the country, serving 17,000 students, faculty and staff 3.6 million meals per year.



Athletic Management

Jim Weaver, Director of Athletics

James C. Weaver, whose innovative ideas and work as a reformer have made him one of college athletics' most popular administrators, is the director of athletics at Virginia Tech.



"I'm excited for our fans and our constituency," Weaver said. "This membership is something that the fan base and alumni and friends of Virginia Tech have wanted for a long time. It's home for us.

Weaver, 59, was appointed on September 24, 1997 and has been a tireless leader on behalf of Tech athletics. In his years on the job at Tech, Weaver has taken steps to place increased emphasis on projects benefiting student-athletes. He created a comprehensive awards program for letterwinners and has initiated and funded an annual awards banquet.

Weaver has presided over Tech's move into the Atlantic Coast Conference in 2004-05.

Last summer, Virginia Tech and Miami were officially introduced as the 10th and 11th members of the ACC, effective July 1, 2004.

We've had prior relationships with these institutions for many years and this is something our fans are excited about. I'm happy for them, for our coaches and for our student-athletes."

A top personal priority for Weaver is the continuing improvement of Tech's facilities.

Major renovations on the west side of Lane Stadium are currently underway. The fencing that surrounds the stadium will be replaced with an actual entrance, additional luxury suites will be constructed, as well as two private club seating areas, new concession stands, a new ticket office, new athletic fund offices, an Athletics

Hall of Fame and a new student academic services area.

To meet a growing demand for Virginia Tech football, Weaver spearheaded the construction of the south end zone project to expand seating capacity to 65,115 for the 2002 season. The \$37 million expansion project includes an 11,000-seat double deck and provides 15 luxury suites, as well as club level seating and amenities.

Weaver came to Tech from Western Michigan University where he was director of athletics from January, 1996 until he came to Blacksburg. Prior to that, he was AD for three and a half years at UNLV, where he reconstructed a troubled athletic department.

A native of Harrisburg, Pa., Weaver was a center and linebacker on Penn State teams coached by the legendary Rip Engle and Joe Paterno.

Weaver graduated from Penn State in 1967 with a bachelor's in

psychology and rehabilitation education. He received a master's in college counselor education, also from Penn State, in 1968.

Weaver started a coaching career as an assistant at Penn State for six seasons. He later was the offensive coordinator at Iowa State and head coach for one season at Villanova in 1974. He also spent five years as an assistant professor at Clarion State and three years as director of franchise sales at Athletic Attic.

Prior to landing the athletic director's job at UNLV, Weaver spent nine years at the University of Florida, which was sanctioned by the NCAA in 1983. He was a strong force at Florida in the field of compliance and concluded his time there as associate athletic director.

Weaver and his wife Traci have four sons — Josh, Paul, Cole and Craig.



Sharon McCloskey
Senior Associate
A.D./SWA



David Chambers
Senior Associate A.D.
for External Affairs



Randy Butt
Associate A.D.
for Financial Affairs



Tom Gabbard
Associate A.D. for
Internal Affairs



Jon Jaudon
Associate A.D. for
Administration



Megan Armbruster
Student Life



John Ballein
Football Operations



Tim East
Marketing & Promotions



Mike Gentry
Athletic Performance



Mike Goforth
Athletic Training



Chris Helms
Academic Support



Pam Linkous
Human Resources



Lu Merritt
Development



Tim Parker
Compliance



Dave Smith
Sports Information



Sandy Smith
Ticketing Services



Cara Walters
Game Operations



Russ Whitenack
Monogram Club



Game 1

Southern California

2004 Record: 12-0
FedEx Orange Bowl

Saturday, Aug. 28, 2004 • FedEx Field • Landover, Md. • BCA Football Classic • Att.: 91,665

Young Hokies Give Top-Ranked Trojans a Scare, 24-13



Bryan Randall had 235 yards of total offense against top-ranked USC.

Virginia Tech	3	7	0	3	—	13
Southern California	7	0	7	10	—	24

SC (5:59 re 1st)	- Bush 35 pass from Leinart (Killeen kick)
VT (1:42 re 1st)	- FG Pace 35
VT (6:19 re 2nd)	- Hyman 12 pass from Randall (Pace kick)
SC (1:55 re 3rd)	- Bush 53 pass from Leinart (Killeen kick)
VT (7:55 re 4th)	- FG Pace 42
SC (5:35 re 4th)	- Bush 29 pass from Leinart (Killeen kick)
SC (0:54 re 4th)	- FG Killeen 41

Team Stats	VT	USC
First Downs	18	16
Rushes-yds.	34-141	29-101
Passing yds.	153	272
Return yds.	10	92
Passes	14-29-1	19-29-0
Punts-avg.	5-45.8	5-42.8
Fumbles-lost	1-1	3-0
Penalties-yds.	6-50	7-60
Time of poss.	31:31	28:29
Sacks by	2-12	5-28

Individual Leaders

Rushing — VT, Randall 17-82, Hamilton 8-33, Humes 9-26; USC, White 15-78, Bush 9-27, Smith 1-(-1), Leinart 4-(-3).

Passing — VT, Randall 14-29-1-153; USC, Leinart 19-29-0-272.

Receiving — VT, King 4-65, Johnson 3-27, Humes 2-9, Mazzetta 1-22, Hyman 1-12, Kinzer 1-8, Clowney 1-7, Hamilton 1-3; USC, Bush 5-127, Smith 4-68, Kirtman 3-32, Holmes 2-12, McFoy 2-11, Jarrett 2-8, Webb 1-14.

LANDOVER, Md. — No. 1 USC rallied behind the big plays of tailback Reggie Bush to hold off Virginia Tech 24-13 in the season-opening Black Coaches Association Football Classic at sold out FedEx Field.

The crowd of 91,665 was predominately Tech fans and provided a boost as the Hokies took a 10-7 lead in the second quarter and made it stand until the final two minutes of the third quarter. USC, which earned a share of the national championship in 2003, finally regained the lead when Bush hauled in a 53-yard scoring pass.

Tech trimmed the Trojans' margin to 14-13 on a 42-yard field goal by Brandon Pace with just under eight minutes remaining,

but the Hokies' upset bid was cut short by another big play from Bush. The sophomore USC tailback, who was limited to 27 yards on the ground, did major damage in the passing game, grabbing five passes for 127 yards and three TDs, the last of which came with 5:35 left.

Tech quarterback Bryan Randall led a Tech team that dominated the first half of the contest. Randall rushed for 82 yards in the game and had the Hokies headed in the right direction again in the second half until an offensive pass interference call changed the momentum of the game. USC took advantage of the shift, scoring in just two plays on its next possession to gain the lead for good.



Josh Hyman scored on a 12-yard touchdown pass to put the Hokies up 10-7 over the defending national champions in front of 91,665 fans.

Game Notes

- The sell-out crowd of 91,665 was the largest ever to see a game at FedEx Field and the largest ever to see Virginia Tech play football. Previously, the largest crowd Tech had played in front of was a turnout of 83,746 at Texas A&M's Kyle Field in 2002.
- Tech quarterback **Bryan Randall** (Williamsburg, Va.) passed for 153 yards against USC. His performance moved him up two spots on the Hokies' career passing list. Randall, who now has 4,397 career passing yards at Tech, passed Steve Casey (4,299) and Jim Druckenmiller (4,383) on the list and now stands in fourth place.
- All four touchdowns in the Tech-USC game were scored on passing plays. The last time Tech played a game in which all the touchdowns came on passing plays was in 1992 against Southern Mississippi. During that game, each team had a passing TD in a 13-12 USM victory at Blacksburg. There were four field goals in that game.

2005 SUGAR BOWL



2004 Record: 1-10

Western Michigan

Game 2

Saturday, Sept. 11, 2004 • Lane Stadium/Worsham Field • Blacksburg, Va. • Att.: 65,115

Freshmen Help Hokies Tame Broncos in 63-0 Roundup

BLACKSBURG, Va. — Virginia Tech showed its youth in its home opener against Western Michigan, and in this case it was good. Five freshmen combined for six touchdowns as the Hokies snapped a four-game losing streak

with a 63-0 victory against the visiting Broncos.

Tech put together a solid game in all phases. The offense piled up 487 total yards, while the defense contributed two touchdowns and kept WMU out of the end zone

for the third time in three meetings. Tech's special teams added two blocked kicks to go with kicker Brandon Pace's nine successful extra points and punter Vinnie Burns' 48.5-yard average.

Quarterback Bryan Randall passed for 253 yards and two touchdowns, while his freshman backup Sean Glennon went 4-for-4 for 79 yards and two TDs in his first college action. Freshman Eddie Royal rushed for

a touchdown and hauled in a 35-yard scoring pass to help Tech take a 28-0 lead at the half.

Tech's last two touchdowns came from players who were touching the football for the first time in a college game. True freshman cornerback Brandon Flowers picked off a pass and returned it 38 yards to the end zone, while redshirt freshman Duane Brown caught a 33-yard TD pass on his first Tech reception.



Freshman Eddie Royal scored a touchdown on a 35-yard reception and another on an 11-yard reverse in Tech's 63-0 victory over WMU.



Senior defensive end Jason Lallis sneaked out of a scrum with a loose ball to score on a 28-yard fumble return.

Western Michigan	0	0	0	0	—	0
Virginia Tech	7	21	21	14	—	63

- VT (11:28 re 1st) - Royal 11 run (Pace kick)
- VT (14:51 re 2nd) - Humes 21 run (Pace kick)
- VT (10:31 re 2nd) - Hamilton 1 run (Pace kick)
- VT (2:12 re 2nd) - Royal 35 pass from Randall (Pace kick)
- VT (4:40 re 3rd) - Kinzer 3 pass from Randall (Pace kick)
- VT (4:16 re 3rd) - Lallis 28 fumble recovery (Pace kick)
- VT (1:17 re 3rd) - Harper 34 pass from Glennon (Pace kick)
- VT (14:53 re 4th) - Flowers 38 interception return (Pace kick)
- VT (5:22 re 4th) - Brown 33 pass from Glennon (Pace kick)

Game Notes

• The 63-0 win against WMU marked the largest margin of victory for a Tech football team since 1922 when the Hokies defeated Catholic University 73-0. Previously, Tech's widest margin of victory under Coach Frank Beamer was a 62-0 win against Syracuse in 1999.

• Linebacker **Vince Hall** (r-Fr., Chesapeake, Va.) made his first collegiate start in the WMU game and registered a team-leading 10 tackles. **Eddie Royal** (Fr., Herndon, Va.) was also a first-time starter for the Hokies. Royal opened at flanker and contributed two touchdowns in the first half, one on an 11-yard reverse and the other on a 35-yard pass reception.

• Local product **John Candelas**, a junior tailback from Blacksburg High School, led Tech in rushing against the Broncos with a personal-best 52 yards on 10 carries.

Team Stats	WMU	VT
First Downs	17	23
Rushes-yds.	31-109	35-155
Passing yds.	163	332
Return yds.	24	103
Passes	26-39-2	19-25-1
Punts-avg.	6-40.5	2-48.5
Fumbles-lost	3-2	0-0
Penalties-yds.	10-60	8-80
Time of poss.	32:25	27:35
Sacks by	1-1	1-1

Individual Leaders

Rushing — WMU, Marks 13-64, Bonds 7-24, Riley 6-13, Baggett

2-11, Cubit 3-(-3); VT, Candelas 10-52, Humes 10-51, Hamilton 12-41, Royal 1-11, Randall 2-0.
Passing — WMU, Cubit 19-30-1-113, Baggett 7-9-1-50; VT, Randall 15-21-1-253, Glennon 4-4-0-79.

Receiving — WMU, Jennings 8-64, Walker 6-55, LeMay 4-21, Jackson 3-20, Marks 2-2, DeVree 1-5, Riley 1-1, Ottney 1-(-5); VT, Hyman 4-89, Harper 3-57, Royal 2-67, Morgan 2-31, Humes 2-14, Kinzer 2-6, Brown 1-33, Johnson 1-32, King 1-12, Glennon 1-(-9).

2005 SUGAR BOWL

2004 ACC CHAMPION



Saturday, Sept. 18, 2004 • Lane Stadium/Worsham Field • Blacksburg, Va. • Att.: 65,115

Virginia Tech Wins Its First ACC Football Game 41-17

BLACKSBURG, Va. — Virginia Tech football entered a new era as the Hokies knocked off Duke 41-17 in their first league game as a member of the Atlantic Coast Conference.

It took Tech awhile to get going, but once it did, the injury-riddled Blue Devils had trouble slowing the Hokies down. After falling behind 7-0 in the first quarter, Tech ran off 34 unanswered points, including 24 in the second quarter.

Quarterback Bryan Randall and flanker Richard Johnson sparked the offense. Randall ran for a team-high 93 yards, with 30 coming on a touchdown run that put Tech up 24-7 at the half. Johnson threw a touchdown pass during the second quarter and hauled in TD toss from Randall in the third quarter. Tech finished with 422 yards of offense.

Defensively, end Darryl Tapp registered 2.5 sacks as the Hokies limited Duke to 197 yards

of total offense, including just 89 yards through the air. The Blue Devils never gave up the

battle despite being successful on just one of 15 third-down conversions.



Darryl Tapp's 2.5 sacks helped the Hokies overpower Duke.

Richard Johnson threw and caught TD passes against the Blue Devils.

Duke	7	0	0	10	—	17
Virginia Tech	0	24	10	7	—	41

- D (6:57 re 1st) - Adams 28 run (Brooks kick)
- VT (14:55 re 2nd) - Hamilton 1 run (Pace kick)
- VT (10:21 re 2nd) - FG Pace 21
- VT (5:00 re 2nd) - Hyman 34 pass from Johnson (Pace kick)
- VT (1:05 re 2nd) - Randall 30 run (Pace kick)
- VT (11:12 re 3rd) - FG Pace 28
- VT (3:04 re 3rd) - Johnson 11 pass from Randall (Pace kick)
- D (14:17 re 4th) - FG Brooks 45
- VT (5:45 re 4th) - Humes 1 run (Pace kick)
- D (0:44 re 4th) - Wright 35 pass from Dukes (Brooks kick)

Team Stats	D	VT
First Downs	11	21
Rushes-yds.	42-108	45-250
Passing yds.	89	172
Return yds.	51	147
Passes	6-20-2	13-25-2
Punts-avg.	9-37.8	5-46.8
Fumbles-lost	1-0	3-0
Penalties-yds.	5-31	13-101
Time of poss.	31:05	28:55
Sack by	2-10	4-21

4-26, Dukes 8-7, Schneider 3-(-5), Dapolito 4-(-6); VT, Randall 12-93, Humes 17-74, Hamilton 13-64, Hyman 1-16, Johnson 1-5, Team 1-(-2).

Passing — D, Dukes 3-10-1-73, Dapolito 2-8-1-7, Schneider 0-1-0-0, McDonald 1-1-0-9; VT, Randall 12-24-2-138, Johnson 1-1-0-34.

Receiving — D, Wright 2-68, Roland 1-9, Patrick 1-5, Dukes 1-4, Elliott 1-3; VT, Hyman 4-89, King 2-21, Royal 2-19, Clowney 2-11, Humes 1-11, Johnson 1-11, Mazzetta 1-10.

Individual Leaders
Rushing — D, Fryer 12-32, Adams 1-28, Boyle 10-26, Ball

Game Notes

- Redshirt freshman fullback **John Kinzer** (Fairfax, Va.) made his first collegiate start in the Duke game. Tech started its first two games in a two-tight end set that did not include a fullback.
- Flanker **Richard Johnson's** (r-Sr., Baltimore, Md.) 34-yard touchdown pass to split end **Josh Hyman** (r-Sr., Baltimore, Md.) marked Johnson's first collegiate pass completion. The pass was the first touchdown pass by a non-quarterback at Tech since tailback André Kendrick connected with André Davis for a 35-yard score against UAB in 1999. When Johnson caught an 11-yard touchdown pass in the third quarter of the Duke game, he became the first Tech player to throw a touchdown pass and catch a TD pass in the same game since 1981 when fullback Tony Paige accomplished the feat against Wake Forest.
- None of the Hokies' seven scoring drives lasted longer than 3:10 on the clock. Tech came away with points on each of its five trips inside the red-zone.
- The game marked the first time Tech had beaten Duke in a conference game. Tech was previously 0-6 against Duke in the old Southern Conference.

Saturday, Sept. 25, 2004 • Lane Stadium/Worsham Field • Blacksburg, Va. • Att.: 65,115

Hokies Fall Just Short in 17-16 Defensive Struggle

BLACKSBURG, Va. — North Carolina State stymied Virginia Tech with an attacking defense that registered 10 quarterback sacks, but the Wolfpack's 17-16 victory wasn't assured until a 43-yard game-winning field goal attempt by the Hokies' Brandon Pace sailed just wide on the final play of the game.

In a game dominated by defensive play, the Hokies scratched their way to a 10-3 lead before State used three straight tackles behind the line to force a Tech punt from the 1 late in the second quarter. Boosted by good field position, the Pack moved 34 yards for a game-tying touchdown

with less than two minutes left in the half.

NCSU took advantage of a critical turnover by the Hokies at their own 5-yard line to grab a 17-10 advantage in the third quarter. The State defense, meanwhile, limited Tech to just 35 yards of total offense over the first three quarters.

Tech battled back during the final quarter to pick up a pair of field goals, then mounted a final drive to the State 24 to set up Pace's attempt. The Hokies' defense gave Tech a chance to win by holding the Wolfpack to just one first down and 18 total yards during the final 10 minutes of the game.



Fullback John Kinzer scored Tech's first touchdown on a 4-yard reception.



Vince Hall puts pressure on the N.C. State quarterback.

Game Notes

- Tech's loss to N.C. State snapped a string of 28 consecutive wins during the month of September dating back to 1996.
- Virginia Tech's 192 yards of total offense was the lowest output by the Hokies since netting 185 yards against North Carolina in the 1998 Gator Bowl game, following the 1997 season. The 36 yards net rushing against the Wolfpack was Tech's lowest total since rushing for just 15 yards at Pittsburgh in 2001.
- Quarterback **Bryan Randall** (Sr., Williamsburg, Va.) started his 29th straight game, setting a school record for the most consecutive starts by a quarterback at Tech during the modern era (since 1950). Steve Casey set the previous record by starting 28 straight games from 1979-81.
- True freshman **Eddie Royal** (Herndon, Va.) returned three punts in the game for 107 yards. Royal had a long return of 58 yards.

North Carolina State	3	7	7	0	—	17
Virginia Tech	0	10	0	6	—	16

- NCS (12:32 re 1st) - FG Deraney 53
- VT (14:17 re 2nd) - Kinzer 4 pass from Randall (Pace kick)
- VT (9:56 re 2nd) - FG Pace 23
- NCS (1:14 re 2nd) - McLendon 1 run (Deraney kick)
- NCS (4:31 re 3rd) - Stone 1 run (Deraney kick)
- VT (12:15 re 4th) - FG Pace 32
- VT (8:10 re 4th) - FG Pace 37

Team Stats	NCS	VT
First Downs	12	13
Rushes-yds.	39-145	43-36
Passing yds.	78	156
Return yds.	23	166
Passes	11-26-0	6-17-0
Punts-avg.	8-43.2	6-38.0
Fumbles-lost	1-1	2-1
Penalties-yds.	10-65	3-14
Time of poss.	26:44	33:16
Sacks by	10-78	0-0

Individual Leaders

- Rushing** — NCS, McLendon 24-93, Stone 6-23, R. Washington 1-21, Davis 2-6, Hall 2-2, B. Washington 4-0; VT, Imoh 14-74, Humes 5-2, Johnson 1-0, Hamilton 3-(-1), Burns 1-(-11), Randall 19-(-28).
- Passing** — NCS, Davis 4-10-1-64, Stone 2-7-0-14; VT, Randall 11-25-0-156.
- Receiving** — NCS, R. Washington 2-28, Williams 2-14, McLendon 1-23, Hicks 1-13; VT, Royal 2-47, Kinzer 2-3, Clowney 1-38, King 1-25, Morgan 1-23, Hamilton 1-11, Hyman 1-8, Brown 1-5, Humes 1-(-4).



Saturday, Oct. 2, 2004 • Lane Stadium/Worsham Field • Blacksburg, Va. • Att.: 65,115

Hokies Hand No. 6 Mountaineers First Loss, 19-13

BLACKSBURG, Va. — Virginia Tech went back to the basics in posting a 19-13 victory against nationally sixth-ranked West Virginia at Lane Stadium/Worsham Field. The Hokies used a stout defense, good special teams play and a solid ground game to hand

the visiting Mountaineers their first loss of the season.

The key play in the contest came late in the second quarter when Tech defensive tackle Jim Davis blocked a WVU field goal attempt and safety Vincent Fuller picked up the loose ball

and returned it 74 yards for a touchdown. The play came with just 1:14 remaining in the half and gave the Hokies a 13-0 advantage. Brandon Pace connected on four of his five field goal attempts to account for Tech's other scoring.

Tech controlled the football for over 12 minutes of the third quarter, but West Virginia was still able to get on the board thanks

to an interception return for a touchdown. The Mountaineers cut the Hokies' lead to 19-13 with 11:43 remaining, but managed just 36 yards of offense on its last three possessions. Still, the victory wasn't assured until Tech's Fuller intercepted a Rasheed Marshall pass with 18 seconds remaining in the game.



Vincent Fuller's 74-yard blocked FG return (above) and four field goals by Brandon Pace (right) were all the points Tech needed to beat WVU 19-13.

Game Notes

- The West Virginia win marked the first time the Hokies had won a game without scoring an offensive touchdown since 1994. That year, Tech defeated Boston College 12-7 thanks to a pair of field goals and a pass interception return for a TD.
- **Mike Imoh** (Jr., Fairfax, Va.) earned his first start at tailback and responded with the first 100-yard rushing game of his career. Imoh carried 30 times for 115 yards. He was the first Tech player to run for 100 yards or more in his first start since Kevin Jones in 2001. Imoh finished the game with 206 all-purpose yards.
- The Tech defense kept West Virginia from getting a successful third-down conversion. The Mountaineers were 0-for-13 on third-down attempts.
- Tech posted its first blocked field goal for a touchdown since 2001 at Pittsburgh. The block was the second blocked field goal of the year for tackle **Jim Davis** (r-Sr., Highland Springs, Va.).

West Virginia	0	0	6	7	—	13
Virginia Tech	3	10	3	3	—	19

- VT (0:22 re 2nd) - FG Pace 30
- VT (4:32 re 2nd) - FG Pace 46
- VT (1:14 re 2nd) - Fuller 74 blocked FG return (Pace kick)
- VT (10:41 re 3rd) - FG Pace 29
- WV (2:55 re 3rd) - Wicks 34 interception return (pass failed)
- VT (13:42 re 4th) - FG Pace 35
- WV (11:43 re 4th) - Marshall 46 run (Cooper kick)

Team Stats	WV	VT
First Downs	10	21
Rushes-yds.	36-134	47-192
Passing yds.	113	142
Return yds.	85	134
Passes	10-21-1	15-34-2
Punts-avg.	9-43.9	6-34.0
Fumbles-lost	3-1	2-0
Penalties-yds.	11-119	14-132
Time of poss.	24:08	35:52
Sacks by	1-9	2-5

Individual Leaders

- Rushing** — WV, Marshall 16-74, Colson 12-47, Harris 7-22, Jackson 1-(-9); VT, Imoh 30-115, Randall 12-70, Humes 2-6, Hamilton 2-3, Team 1-(-2).
- Passing** — WV, Marshall 9-19-1-82, Team 0-1-0-0, Hales 1-1-0-32; VT, Randall 16-34-2-142.
- Receiving** — WV, Henry 5-42, Jackson 2-52, Henderson 2-11, Colson 1-9; VT, Royal 6-45, King 2-19, Imoh 2-13, Hyman 1-32, Morgan 1-15, Mazzetta 1-9, Clowney 1-4, Johnson 1-3, Hamilton 1-2.



2004 Record: 4-7

Wake Forest

Game 6

Saturday, Oct. 9, 2004 • Groves Stadium • Winston-Salem, N.C. • Att.: 32,433

Team Effort Gives Tech 17-10 Win on First ACC Road Trip

WINSTON-SALEM, N.C. — Signal-caller Bryan Randall engineered a 78-yard touchdown drive in the final minutes and the Virginia Tech defense stopped Wake Forest at the Tech 5 in the final seconds to cap a heart-stopping 17-10 victory in the Hokies' first Atlantic Coast Conference road game.

Wake Forest trailed the entire game until mounting a 12-play drive midway through the fourth quarter that resulted in a game-tying field goal by Ryan Plackemeier.

The Deacons' were forced to settle for the field goal after three tries at the end zone from the Tech 8.

Tech began what proved to be the winning drive at its own 22 with 6:08 remaining in the game. Randall made four big plays on the drive, completing a 24-yard pass to tight end Jeff King on the second play and racing 12 yards for a first down on a third-and-seven two plays later. Randall added back-to-back runs of 12 and 21 yards to move the ball to the WFU 11.

Tailback Mike Imoh finished his second-straight 100-yard rushing game with a 7-yard TD run.

Wake Forest got the ball back at its own 31 with 2:05 remaining. Eleven plays later, the Deacs were at the Hokies' 5 when Tech rover Mike Daniels broke up a fourth-down pass.



Mikal Baaqee (above) had 13 tackles and Mike Imoh's 7-yard plunge into the end zone (left) provided the winning points against Wake Forest.



Game Notes

- Mike Imoh's (Jr., Fairfax, Va.) game-winning touchdown was the sixth TD of his career, but his first rushing touchdown. Imoh caught four passes for touchdowns during his first two seasons with the Hokies and also had a kickoff return for a TD.
- Tech's 18:09 time of possession in the first half of its game at Wake Forest was the most at the break in its first six games of the season.
- Cornerback Jimmy Williams (Jr., Hampton, Va.) recorded his second interception of the season in the second quarter. It was Williams' fifth career pick.
- Tight end Jeff King (r-Jr., Pulaski, Va.) caught his first touchdown pass of the year and the third of his career to put Tech ahead in the first quarter. Tech's tight ends caught four passes in the game, all for first downs.

Virginia Tech	7	3	0	7	—	17
Wake Forest	0	7	0	3	—	10

- VT (9:56 re 1st) - King 5 pass from Randall (Pace kick)
- VT (7:37 re 2nd) - FG Pace 26
- WF (0:25 re 2nd) - Barclay 1 run (Plackemeier kick)
- WF (6:15 re 3rd) - FG Plackemeier 20
- VT (2:10 re 4th) - Imoh 7 run (Pace kick)

Team Stats	VT	WFU
First Downs	19	17
Rushes-yds.	50-210	41-139
Passing yds.	119	208
Return yds.	52	13
Passes	12-18-0	15-26-1
Punts-avg.	4-44.2	6-49.0
Fumbles-lost	3-2	0-0
Penalties-yds.	3-26	7-42
Time of poss.	31:11	28:49
Sacks by	4-21	3-29

Individual Leaders


Rushing — VT, Imoh 29-100, Hamilton 8-58, Randall 10-46, Humes 1-10, Team 2-(-4); WF, Barclay 19-84, Andrews 4-24, Mauk 8-16, Marion 3-12, Idlette 1-6, Randolph 6-(-3).

Passing — VT, Randall 12-18-0-119; WF, Randolph 14-24-0-180, Mauk 1-2-1-28.

Receiving — VT, King 3-37, Royal 2-15, Harper 1-25, Morgan 1-18, Mazzetta 1-16, Hamilton 1-8, Hyman 1-3, Kinzer 1-1, Imoh 1-(-4); WF, Morton 5-114, Marion 4-47, Anderson 3-26, Barclay 1-9, Tereshinski 1-7, Andrews 1-5.

2005 SUGAR BOWL

2004 ACC CHAMPION



Saturday, Oct. 16, 2004 • Lane Stadium/Worsham Field • Blacksburg, Va. • Att.: 65,115

Hokies Roll Over Rattlers 62-0 on Homecoming

BLACKSBURG, Va. — Virginia Tech scored on its first eight possessions and rolled to a 62-0 Homecoming victory in its first-ever football meeting with Florida

A&M University at Lane Stadium/Worsham Field.

Quarterback Bryan Randall got things started early for the Hokies with a touchdown pass to flanker

David Clowney on the home team's first offensive play of the game.

Randall went on to toss four first-half TD passes as Tech built a 48-0 lead by the intermission. The Tech offense piled up 483 total yards, including a season-high 310 yards on the ground.

Defensively, the Hokies broke up 11 passes, intercepted three passes, recovered two fumbles and posted five quarterback sacks.

Tech held the Rattlers to 27 yards on 30 plays during the first half and finished the contest with 199 yards of total offense.



A touchdown by Blake Warren (above) on an interception return and an interception by tackle Kevin Lewis (right) highlighted the shutout over A&M.



Game Notes

- When **Bryan Randall** (Sr., Williamsburg, Va.) connected with **David Clowney** (So., Delray Beach, Fla.) for a TD on Tech's first offensive play of the game, it marked the first time the Hokies had scored a TD on their first offensive play since 2000 when Michael Vick threw a touchdown pass against Clemson in the Gator Bowl.
- **Jeff King** (r-Jr., Pulaski, Va.) caught a touchdown pass against the Rattlers to become the first Tech tight end to grab TD pass in back-to-back games since Greg Daniels did it in 1990 against West Virginia and Temple.
- Defensive end **Darryl Tapp** (Jr., Chesapeake, Va.) had a quarterback sack, caused a fumble, recovered a fumble and intercepted a pass during the first eight minutes of the Tech-FAMU game.
- Defensive tackle **Kevin Lewis** (r-Sr., Richmond, Va.) posted his first collegiate pass interception against the Rattlers. Lewis becomes the seventh defensive tackle to pick off a pass during the Beamer era, joining his younger brother, **Jonathan**, who had an interception last season.

Florida A&M	0	0	0	0	—	0
Virginia Tech	24	24	14	0	—	62

- VT (13:40 re 1st) - Clowney 16 pass from Randall (Pace kick)
- VT (9:18 re 1st) - Imoh 2 run (Pace kick)
- VT (16:51 re 1st) - King 10 pass from Randall (Pace kick)
- VT (3:30 re 1st) - FG Pace 44
- VT (13:33 re 2nd) - FG Pace 32
- VT (7:55 re 2nd) - Hyman 20 pass from Randall (Pace kick)
- VT (7:10 re 2nd) - Allen 9 pass from Randall (Pace kick)
- VT (4:55 re 2nd) - Humes 3 run (Pace kick)
- VT (12:40 re 3rd) - Humes 1 run (Schmitt kick)
- VT (10:47 re 3rd) - BL Warren 46 interception return (Schmitt kick)

Team Stats	FAMU	VT
First Downs	13	29
Rushes-yds.	37-60	54-310
Passing yds.	139	173
Return yds.	0	139
Passes	19-38-3	13-21-0
Punts-avg.	6-40.5	0-0.0
Fumbles-lost	8-2	2-1
Penalties-yds.	8-73	8-55
Time of poss.	29:07	30:53
Sacks by	0-0	5-26

1-0, Team 1-(-9); VT, Humes 17-120, Candelas 14-84, Hamilton 10-59, Imoh 8-42, Randall 1-23, Allen 2-4, Team 1-(-2), Clowney 1-(-20).

Passing — FAMU, Dougherty 11-26-3-62, Driscoll 8-12-0-77; VT, Randall 9-14-0-115, Glennon 4-7-0-58.

Receiving — FAMU, Wright 5-47, Miller 5-39, Parrish 2-23, Thomas 2-7, Kiser 2-0, Morgan 1-14, Williams 1-7, Pompey 1-2; VT, Clowney 2-34, Johnson 2-26, Allen 2-22, Mazzetta 2-16, Brown 1-26, Hyman 1-20, King 1-10, Clifton 1-10, Morgan 1-9.

Individual Leaders

Rushing — FAMU, Dougherty 20-45, Pompey 8-11, Arline 3-9, Edwards 1-4, Driscoll 3-0, Sharpe

Thursday, Oct. 28, 2004 • Bobby Dodd Stadium/Grant Field • Atlanta, Ga. • Att.: 48,398

Tech Comeback Stuns Yellow Jackets in 34-20 Road Win

ATLANTA, Ga. — Virginia Tech erupted for 22 points in the final six minutes of play to complete its second-biggest comeback under Coach Frank Beamer with a 34-20 win at Georgia Tech's Bobby Dodd Stadium.

The Hokies committed three turnovers during the first half and fell behind when the Yellow Jackets scored two touchdowns within a span of 46 seconds. Georgia Tech led 17-7 at the half and held a 20-12 advantage following a field goal with 5:44 remaining.

Virginia Tech quarterback Bryan Randall engineered the Hokies' comeback with the help of freshman receivers Eddie Royal and Josh Morgan. Randall hit Royal for an 80-yard touchdown pass and tossed a two-point conversion to senior Richard Johnson to tie the game. A 51-yard TD pass to Morgan put the visitors ahead. An

interception return for a touchdown by redshirt freshman Roland Minor with 56 seconds left completed a 25-point fourth-quarter scoring barrage by the Hokies.

Randall finished with 304 yards and three touchdowns through the

air and 64 more yards on the ground. After being held to 153 yards of total offense in the first half, the Hokies piled up 311 yards during the final two quarters.



David Clowney's diving catch (above) of a 34-yard Bryan Randall pass got the scoring started for the Hokies in Atlanta, and Xavier Adibi (left) and his teammates kept the Yellow Jackets out of the end zone in the second half to allow the Hokies to come back from 14 points down for the win.

Game Notes

- Virginia Tech's win at Georgia Tech equaled the second-biggest comeback win for the Hokies during Coach Frank Beamer's tenure. The Hokies overcame a 14-point deficit in a 22-14 victory at Syracuse in 2000. The biggest deficit Tech has erased under Beamer was 15 points at Virginia in 1995. The Hokies won that game 36-29 after trailing 29-14.

- Virginia Tech's 25 fourth-quarter points were the most for the Hokies in the final quarter of a game since 1972 when Tech scored 27 points in the fourth quarter of a 44-9 win at Wake Forest. The most fourth-quarter points previously scored during Coach Frank Beamer's 18 seasons had been 23 points during a 43-10 win over Miami in 1999.

- The Georgia Tech game marked the first time since 1981 that Virginia Tech scored 30 or more points in a game without having at least one rushing touchdown. The Hokies had three passing touchdowns and an interception return for a TD against the Yellow Jackets. In 1981, the Hokies scored all three of their touchdowns on passes during a 30-14 victory against Wake Forest.

- Quarterback **Bryan Randall** (Sr., Williamsburg, Va.) registered a season-high 304 yards passing against the Yellow Jackets. It was his third career passing game of 300 or more yards. Randall passed for 504 yards against Syracuse in 2002 and had 398 yards versus Cal in last year's Insight Bowl.

Virginia Tech	0	7	2	25	—	34
Georgia Tech	0	17	0	3	—	20

GT (9:46 re 2nd)	- Johnson 9 pass from Ball (Bell kick)
GT (9:00 re 2nd)	- Daniels 13 run (Bell kick)
VT (5:14 re 2nd)	- Clowney 34 pass from Randall (Pace kick)
GT (0:35 re 2nd)	- FG Bell 46
VT (4:09 re 3rd)	- Team safety
VT (11:11 re 4th)	- FG Pace 30
GT (5:44 re 4th)	- FG Bell 34
VT (5:28 re 4th)	- Royal 80 pass from Randall (Johnson pass from Randall)
VT (3:10 re 4th)	- Morgan 51 pass from Randall (Pace kick)
VT (0:56 re 4th)	- Minor 64 interception return (Pace kick)

Team Stats	VT	GT
First Downs	17	19
Rushes-yds.	33-142	40-160
Passing yds.	304	179
Return yds.	79	35
Passes	18-31-1	14-29-2
Punts-avg.	6-42.7	6-45.8
Fumbles-lost	4-2	4-2
Penalties-yds.	10-108	8-65
Time of poss.	28:13	31:47
Sacks by	4-23	1-3

Individual Leaders

Rushing — VT, Imoh 22-77, Randall 9-64, Humes 1-3, Team 1-(-2); GT, Ball 15-60, Woods 9-57, Daniels 14-53, Grant 2-(-4).

Passing — VT, Randall 18-31-1-304; GT, Ball 14-29-2-179.

Receiving — VT, Clowney 4-65, Royal 3-91, Hyman 3-34, Imoh 3-0, Morgan 2-79, Mazzetta 1-21, Kinzer 1-8, Humes 1-6; GT, Curry 4-51, Johnson 4-51, Williams 2-45, Woods 2-16, Bilbo 2-16.

2005 SUGAR BOWL



Saturday, Nov. 6, 2004 • Kenan Stadium • Chapel Hill, N.C. • Att.: 58,000

Imoh Breaks Rushing Mark in 27-24 Win Over Tar Heels

CHAPEL HILL, N.C. — Virginia Tech used its running game to build a 13-point advantage and held on for a key 27-24 Atlantic Coast Conference victory over the University of North Carolina at Kenan Stadium. It marked the fifth time this season that a Tech

game had not been decided until the final minutes of play.

Junior tailback Mike Imoh turned in the best single game rushing performance in school history and scored two touchdowns to help Tech to a 27-14 lead late in the third

quarter. Even then, it took a clutch quarterback sack by senior Jim Davis and a first down run by Imoh during the final 90 seconds to secure the win.

Beating the Hokies at their own game, UNC cut the Tech margin to three with a field goal and a blocked punt for a touchdown. The Tar Heels got the ball with a chance to tie or

win with 6:05 remaining. North Carolina moved all the way to the Tech 24 before Davis' sack on a third-down play forced UNC to attempt a 54-yard field goal. The field goal fell short, but the victory still wasn't assured until Imoh reeled off runs of 4 and 9 yards that gave the Hokies a first down that allowed them to run out the clock.



Mike Imoh rushed for a Tech-record 243 yards and two touchdowns to lead the Hokies to an important ACC road win over North Carolina.

Virginia Tech	7	10	10	0	—	27
North Carolina	7	7	3	7	—	24

- UNC (12:00 re 1st) - FG Scott 48
- VT (6:35 re 1st) - Imoh 5 run (Pace kick)
- UNC (12:32 re 2nd) - Wright 49 pass from Durant (Barth kick)
- VT (5:20 re 2nd) - Randall 1 run (Pace kick)
- VT (1:13 re 2nd) - FG Pace 24
- VT (10:34 re 3rd) - FG Pace 36
- VT (3:40 re 3rd) - Imoh 13 run (Pace kick)
- UNC (0:45 re 3rd) - FG Barth 30
- UNC (10:30 re 4th) - Walker 1 blocked punt return (Barth kick)

Team Stats	VT	UNC
First Downs	23	13
Rushes-yds.	51-270	26-131
Passing yds.	100	165
Return yds.	20	45
Passes	7-18-0	14-21-1
Punts-avg.	3-27.3	3-39.3
Fumbles-lost	2-0	0-0
Penalties-yds.	4-35	7-56
Time of poss.	36:03	23:57
Sacks by	3-22	4-22

- Individual Leaders**
- Rushing** — VT, Imoh 32-243, Humes 2-13, Randall 12-11, Hamilton 3-7, Team 2-(-4); UNC, Scott 15-122, Pollock 2-5, Durant 8-3, Hedgecock 1-1.
- Passing** — VT, Randall 7-18-0-100; UNC, Durant 14-20-1-165, Hall 0-1-0-0.
- Receiving** — VT, Royal 4-84, Morgan 1-12, Imoh 1-3, Hamilton 1-1; UNC, Pollock 6-40, Wright 2-59, Mason 2-42, Scott 2-14, Holley 2-10.

Game Notes

- Tailback **Mike Imoh** (Jr., Fairfax, Va.) ran for 243 yards on 32 carries against UNC. Imoh's yardage total was the highest in a game for a Tech player, surpassing the previous school record of 241 yards set last year by Kevin Jones at Pittsburgh. Imoh's 32 rushing carries were also a personal best. The junior posted two rushing touchdowns in a game for the first time. Last season, Imoh caught two touchdowns in a game.
- During the UNC game, Tech had a punt blocked for a touchdown for the first time since the 2000 Sugar Bowl when Florida State's Tommy Polley blocked a punt and Jeff Chaney returned it for a TD.
- After posting 209 yards of total offense against Tech in the first half, UNC was held to just 87 total yards during the second half. Tar Heel tailback Chad Scott's 48-yard run during the first quarter was the longest run allowed by the Hokies' defense all season.
- Fullback **Jesse Allen** (r-So., Monson, Mass.) made his first collegiate start against the Heels.

Maryland

Thursday, Nov. 18, 2004 • Lane Stadium/Worsham Field • Blacksburg, Va. • Att.: 65,115

Tech Hits on All Cylinders in 55-6 Thursday Night Victory



Jimmy Williams scored on a 34-yard interception return in the 55-6 win.

BLACKSBURG, Va. — Virginia Tech continued its Thursday night magic, turning two early Maryland turnovers into touchdowns and racing to a 55-6 Atlantic Coast Conference victory in front of another Lane Stadium/Worsham Field sellout and a national ESPN audience.

Tech posted its ninth-straight win in an ESPN Thursday night game by forcing five turnovers and converting them into 31 points. The Hokies posted an interception and fumble recovery during the first four minutes of the game. Both led to touchdown runs by tailback Mike Imoh, who left the game with a strained hamstring following his second TD.



Justin Hamilton scored on a 5-yard TD run.

Imoh's departure didn't slow down the Hokies' running game, which accounted for 239 yards in the game. Quarterback Bryan Randall contributed two touchdown passes and added a 1-yard touchdown run, while tight ends Jeff King and Jared Mazzetta combined for five receptions, including two for TDs.

Tech's defense intercepted four passes, with cornerback Jimmy Williams returning one for a touchdown. The Hokies held the Terrapins to 56 yards on the ground and 197 yards overall.

Maryland	3	0	0	3	—	6
Virginia Tech	21	20	14	0	—	55

- VT (12:21 re 1st) - Imoh 1 run (Pace kick)
- VT (11:00 re 1st) - Imoh 6 run (Pace kick)
- MD (2:33 re 1st) - FG Novak 42
- VT (0:25 re 1st) - King 35 pass from Randall (Pace kick)
- VT (14:56 re 2nd) - Hamilton 5 run (Pace kick)
- VT (4:47 re 2nd) - FG Pace 27
- VT (1:00 re 2nd) - Mazzetta 15 pass from Randall (Pace kick)
- VT (0:00 re 2nd) - FG Pace 34
- VT (1:54 re 3rd) - Randall 1 run (Pace kick)
- VT (0:23 re 3rd) - Williams 34 interception return (Pace kick)
- MD (2:44 re 4th) - FG Novak 33

Team Stats	MD	VT
First Downs	14	22
Rushes-yds.	30-56	50-239
Passing yds.	141	137
Return yds.	0	100
Passes	16-31-4	8-14-0
Punts-avg.	6-43.3	4-31.2
Fumbles-lost	2-1	1-0
Penalties-yds.	11-89	8-75
Time of poss.	30:32	29:28
Sacks-by	1-7	1-4

Individual Leaders

Rushing — MD, Maldonado 7-29, Merrills 7-13, Statham 1-6, Steffy 2-4, Lattimore 3-4, Hollenbach 1-2, Ball 4-1, Suter 2-0, Allen 3-(-3); VT, Humes 18-85, Hamilton 8-48, Randall 9-41, Imoh 7-35, Candelas 8-30.

Passing — MD, Statham 8-17-3-70, Hollenbach 5-8-0-53, Steffy 3-6-1-141; VT, Randall 8-14-0-137.

Receiving — MD, Fenner 7-61, Suter 6-69, Davis 1-8, Parson 1-6, Lattimore 1-(-3); VT, Mazzetta 3-34, King 2-53, Hyman 2-40, Clowney 1-10.

Game Notes

- Tech's Thursday night win against Maryland on ESPN, improved the Hokies' record in Thursday night ESPN telecasts to 10-1. Tech has now won its last nine Thursday appearances on the network.
- Tight end **Jeff King** (r-Jr., Pulaski, Va.) hauled in a 35-yard touchdown pass during the game, the longest reception of his Tech career. King has three TD catches on the year, the most for a Tech tight end in a season since Greg Daniels had four in 1990.
- Another Tech tight end, **Jared Mazzetta** (r-Sr., Flemington, N.J.), joined King with a touchdown reception. It was Mazzetta's first TD catch as a Hokie. The last time Tech had two tight ends catch touchdown passes in the same game was in 1994, when Kevin Martin and Bryan Jennings accomplished the feat against Arkansas State.
- Rover **James Griffin** (Sr., Memphis, Tenn.) and linebackers **Xavier Adibi** (r-Fr., Hampton, Va.) and **James Anderson** (r-Jr., Chesapeake, Va.) each posted their first collegiate interceptions during the game with the Terps.



Saturday, Nov. 27, 2004 • Lane Stadium/Worsham Field • Blacksburg, Va. • Att.: 65,115

Hokies Regain Commonwealth Cup with 24-10 Win

BLACKSBURG, Va. — Virginia Tech quarterback Bryan Randall tossed two second-half touchdown passes to Josh Hyman and the Tech defense contributed a key goal-line stand

as the Hokies defeated state-rival Virginia 24-10 for their seventh straight victory.

Randall gave Tech a 10-7 lead with a 45-yard TD pass to Hyman

with just over five minutes left in the third quarter. Virginia responded with a 17-play drive to the Tech one, but the Hokies' defense held the Cavs on three straight cracks at the end zone to force a game-tying field goal.

The Randall-Hyman connection clicked again in the fourth quarter — this time from 32 yards — to put Tech on top for good. Tailback Cedric Humes extended the lead

with a 37-yard touchdown burst at the 5:08 mark and the defense sealed the victory by forcing a fumble on Virginia's final possession.

The Hokies also made some big plays during a scoreless first half. Senior defensive tackle Jim Davis blocked a Virginia field goal attempt on the Cavaliers' first possession, and later in the quarter, cornerback Jimmy

Williams saved a touchdown when he caught UVa tailback Alvin Pearman from behind on a 78-yard run. Two plays later, Tech recovered a Virginia fumble at the 8-yard line.

Jim Davis (far left) blocked a FG attempt in the first quarter and Josh Hyman caught two TD passes to help lift the Hokies over the 'Hoos 24-10.



Game Notes

- **Jim Davis** (r-Sr., Highland Springs, Va.) picked up his third blocked field goal of the season on the opening drive, blocking a 45-yard attempt.
- With a 12-yard completion to **Jeff King** (r-Jr., Pulaski, Va.) in the fourth quarter, **Bryan Randall** (Sr., Williamsburg, Va.) passed Don Strock (6,009 yds., 1970-72) and broke a 32-year-old school record for career passing yards.
- The 0-0 halftime tie was the first game Tech had played where neither team scored in the first half since a 1990 game at Georgia Tech. The Yellow Jackets went on to win that game, 6-3, with all nine points scored coming in the fourth quarter.
- **Josh Hyman's** (r-Fr., Chesapeake, Va.) 45-yard catch for a touchdown was a career long, passing his 42-yarder against Western Michigan earlier this year. He finished with four catches for a career-high 93 yards and two touchdowns.
- Tech trailed 7-0 in the third quarter and came back for the win. It marked the fourth time this season Tech has trailed and come back to win. The Hokies also trailed 7-0 to Duke (41-17), 14-0 at Georgia Tech (34-20) and 10-7 at North Carolina (27-24).

Virginia	0	0	7	3	—	10
Virginia Tech	0	0	10	14	—	24

- UVa (10:24 re 3rd) - Pearman 32 pass from Hagans (Hughes kick)
- VT (7:20 re 3rd) - FG Pace 31
- VT (5:41 re 3rd) - Hyman 45 pass from Randall (Pace kick)
- UVa (13:03 re 4th) - FG Hughes 19
- VT (9:52 re 4th) - Hyman 32 pass from Randall (Pace kick)
- VT (5:08 re 4th) - Humes 37 run (Pace kick)

Team Stats	UVa	VT
First downs	14	19
Rushes-yds.	46-188	40-147
Passing yds.	111	200
Return yds.	16	18
Passes	8-14-0	16-22-0
Punts-avg.	7-37.3	6-43.0
Fumbles-lost	2-2	1-1
Penalties-yds.	6-62	9-48
Time of poss.	31:34	28:26
Sacks by	2-12	3-10

- Individual Leaders**
- Rushing** — UVa, Pearman 28-147, Hagans 13-27, Lundy 4-9, Snelling 1-5; VT, Humes 15-95, Randall 11-30, Imoh 7-22, Hamilton 4-8, Team 3-(-8).
- Passing** — UVa, Hagans 8-14-0-111; VT, Randall 16-22-0-200.
- Receiving** — UVa, Miller 2-35, Mines 2-16, Pearman 1-32, Williams 1-18, McGrew 1-8, Santi 1-2; VT, Hyman 4-93, Morgan 3-33, King 3-24, Royal 2-21, Clowney 2-17, Mazzetta 2-12.



2004 Record: 8-3
Chick-fil-A Peach Bowl

Miami

Game 12

Saturday, Dec. 4, 2004 • Orange Bowl • Miami, Fla. • Att.: 62,205

Tech Wins ACC Title with 16-10 Victory at Orange Bowl

MIAMI, Fla. — Quarterback Bryan Randall and a stout Virginia Tech defense proved to be too much for No. 9 Miami as the Hokies captured the Atlantic Coast Conference football championship and a BCS bid in their first year in the league with a 16-10 victory at the Orange Bowl.

Randall broke a 10-10 tie with a 39-yard touchdown strike to freshman receiver Eddie Royal with 11:29 remaining in the

game. Tech left the door open for the Hurricanes when the extra point kick was blocked, but the Hokie defense slammed it shut. Miami managed just two first downs during its last three possessions. The Canes' hopes ended when Tech defensive linemen Jim Davis and Darryl Tapp combined to knock down three consecutive pass attempts. Davis got the first two on second and third down at the Miami 20, then Tapp deflected the

final attempt to give the Hokies possession with 57 seconds left.

Tailback Cedric Humes played a big role for the Tech offense, as did tight end Jeff King. Humes rushed for 110 yards on a career-high 27 carries, while King hauled in three catches, including one for a touchdown and another for a key first

down with just over two minutes left. Randall completed 11-of-18 passes for 148 yards and added 34 yards rushing.

Miami, which converted just one of 12 third-down situations, was held to just 190 yards of offense and seven first downs during the game. Tech finished with 297 total yards.



Eric Green's interception in the first quarter (left) thwarted an early Hurricane scoring opportunity, and Cedric Humes (above) churned out 110 yards rushing to help the Hokies beat Miami and claim the ACC title.

Game Notes

- True freshman **Josh Morgan** (Baltimore, Md.) earned his first collegiate start Saturday, starting alongside true freshman **Eddie Royal** (Herndon, Va.). Morgan started at split end while Royal started at flanker. Morgan started in place of the injured **Josh Hyman** (r-Fr., Chesapeake, Va.), who had started all 11 games this year.
- **Eric Green** (r-Sr., Clewiston, Fla.) picked up his first interception of the season and the eighth of his career in the first quarter, picking off a Brock Berlin pass on fourth down.
- With the 45-yard field goal by **Brandon Pace** (r-So., Virginia Beach, Va.), he now has made 21 field goals this season. The school record is 22 field goals in a season, set by Chris Kinzer in 1986 and tied by Shayne Graham in 1998. He also has 105 points on the season, three away from a new school record for points in a season by a kicker (107, Graham, 1999).

Virginia Tech	0	10	0	6	—	16
Miami	0	7	3	0	—	10

- VT (13:46 re 2nd) - King 3 pass from Randall (Pace kick)
- UM (8:20 re 2nd) - Moss 2 run (Peattie kick)
- VT (0:00 re 2nd) - FG Pace 45
- UM (7:59 re 3rd) - FG Peattie 23
- VT (11:29 re 4th) - Royal 39 pass from Randall (kick blocked)

Team Stats	VT	UM
First Downs	15	7
Rushes-yds.	48-149	22-51
Passing yds.	148	139
Return yds.	16	19
Passes	11-18-0	16-31-1
Punts-avg.	8-34.1	8-41.1
Fumbles-lost	2-2	2-1
Penalties-yds.	7-50	8-75
Time of poss.	34:30	25:30
Sacks by	3-21	5-37

Individual Leaders
Rushing — VT, Humes 27-110, Randall 13-34, Hamilton 3-11, Team 2-(-2), Imoh 3-(-4); UM, Gore 13-46, T. Moss 4-14, S. Moss 1-2, Berlin 4-(-11).
Passing — VT, Randall 11-18-0-148; UM, Berlin 16-31-1-139.
Receiving — VT, Clowney 4-54, King 3-26, Royal 2-44, Mazzetta 1-22, Allen 1-2; UM, Humphrey 3-42, Parrish 3-15, Moore 2-22, Gore 2-18, Everett 2-13, Hill 1-9, S. Moss 1-8, Leggett 1-6, Ortega 1-6.

2005 SUGAR BOWL

2004 ACC CHAMPION

2004 Statistics

RECORD:	OVERALL	HOME	AWAY	NEUTRAL
ALL GAMES	10-2-0	6-1-0	4-0-0	0-1-0
CONFERENCE	7-1-0	3-1-0	4-0-0	0-0-0
NON-CONFERENCE	3-1-0	3-0-0	0-0-0	0-1-0

Date	Opponent	Score	Attend
† Aug 28, 2004	vs #1 Southern California	L 13-24	91,665
Sep 11, 2004	WESTERN MICHIGAN	W 63-0	65,115
* Sep 18, 2004	DUKE	W, 41-17	65,115
* Sep 25, 2004	N.C. STATE	L, 16-17	65,115
Oct 02, 2004	#6 WEST VIRGINIA	W, 19-13	65,115
* Oct 09, 2004	at Wake Forest	W, 17-10	32,433
Oct 16, 2004	FLORIDA A&M	W, 62-0	65,115
* Oct 28, 2004	at Georgia Tech	W, 34-20	48,398
* Nov 06, 2004	at North Carolina	W, 27-24	58,000
* Nov 18, 2004	MARYLAND	W, 55-6	65,115
* Nov 27, 2004	#16 VIRGINIA	W, 24-10	65,115
* Dec 04, 2004	at #9 Miami	W, 16-10	62,205

* - Atlantic Coast Conference Game
 † - BCA Football Classic

SCORE BY QUARTERS	1st	2nd	3rd	4th	Total
Virginia Tech	72	146	84	85	387
Opponents	27	45	33	46	151

RUSHING	GP	Att	Gain	Loss	Net	Avg	TD	Long	Avg/G
Mike Imoh	9	152	764	60	704	4.6	6	47	78.2
Cedric Humes	12	124	618	23	595	4.8	5	37	49.6
Bryan Randall	12	127	723	257	466	3.7	3	35	38.8
Justin Hamilton	12	74	344	13	331	4.5	3	24	27.6
John Candelas	5	32	166	0	166	5.2	0	14	33.2
Josh Hyman	12	1	16	0	16	16.0	0	16	1.3
Eddie Royal	11	1	11	0	11	11.0	1	11	1.0
Richard Johnson	12	2	5	0	5	2.5	0	5	0.4
Jesse Allen	9	2	4	0	4	2.0	0	2	0.4
Vinnie Burns	11	1	0	11	-11	-11.0	0	0	-1.0
David Clowney	11	1	0	20	-20	-20.0	0	0	-1.8
Team	12	13	0	26	-26	-2.0	0	0	-2.2
TOTAL	12	530	2651	410	2241	4.2	18	47	186.8
OPPONENTS	12	419	1716	328	1388	3.3	8	78	115.7

PASSING	G	Effic	Att-Cmp-Int	Pct	Yds	TD	Lng	Avg/G
Bryan Randall	12	135.36	268-149-7	55.6	1965	19	80	163.8
Sean Glennon	4	237.35	11-8-0	72.7	137	2	34	34.2
Richard Johnson	12	715.60	1-1-0	100.0	34	1	34	2.8
Team	12	0.00	1-0-0	0.0	0	0	0	0.0
TOTAL	12	140.93	281-158-7	56.2	2136	22	80	178.0
OPPONENTS	12	97.17	316-169-18	53.5	1797	7	53	149.8

TEAM STATISTICS	VT	OPP
SCORING	387	151
Points Per Game	32.2	12.6
FIRST DOWNS	240	163
Rushing	123	72
Passing	94	76
Penalty	23	15
RUSHING YARDAGE	2241	1388
Yards gained rushing	2651	1716
Yards lost rushing	410	328
Rushing Attempts	530	419
Average Per Rush	4.2	3.3
Average Per Game	186.8	115.7
TDs Rushing	18	8
PASSING YARDAGE	2136	1797
Att-Comp-Int	281-158-7	316-169-18
Average Per Pass	7.6	5.7
Average Per Catch	13.5	10.6
Average Per Game	178.0	149.8
TDs Passing	22	7
TOTAL OFFENSE	4377	3185
Total Plays	811	735
Average Per Play	5.4	4.3
Average Per Game	364.8	265.4
KICK RETURNS: #-YARDS	29-650	46-1000
PUNT RETURNS: #-YARDS	46-444	30-284
INT RETURNS: #-YARDS	18-365	7-119
KICK RETURN AVERAGE	22.4	21.7
PUNT RETURN AVERAGE	9.7	9.5
INT RETURN AVERAGE	20.3	17.0
FUMBLES-LOST	23-10	29-12
PENALTIES-YARDS	93-774	98-797
Average Per Game	64.5	66.4
PUNTS-YARDS	55-2163	79-3320
Average Per Punt	39.3	42.0
Net punt average	34.2	36.4
TIME OF POSSESSION/GAME	31:19	28:41
3RD-DOWN CONVERSIONS	62/159	49/171
3rd-Down Pct	39%	29%
4TH-DOWN CONVERSIONS	3/8	8/16
4th-Down Pct	38%	50%
SACKS BY-YARDS	32-166	35-236
MISC YARDS	32	0
TOUCHDOWNS SCORED	46	17
FIELD GOALS-ATTEMPTS	21-26	11-19
PAT-ATTEMPTS	44-45	16-16
ATTENDANCE	455805	201036
Games/Avg Per Game	7/65115	4/50259
Neutral Site Games		1/91665

DEFENSIVE LEADERS	Tackles		TFL/Yds	-Sacks-	----Pass Def-----			-Fumbles-		Blkd			
	GP	Solo			Int-Yds	BrUp	QBH	Rcv-Yds	FF	Kick	Saf		
45 Mikal Baaqee	12	24	39	63	3.0-8	.	1	1	2-0	.	.		
9 Vince Hall	12	20	42	62	3.5-10	1.0-3	.	3	7	.	1		
55 Darryl Tapp	12	24	31	55	16.5-82	8.5-54	1-0	1	23	2-0	1		
22 James Griffin	12	30	23	53	3.5-5	0.5-2	1-11	5	.	.	1		
2 Jimmy Williams	12	32	18	50	2.0-6	.	4-81	14	1	.	.		
8 Vincent Fuller	12	26	21	47	0.5-1	.	3-12	4	.	.	1		
42 James Anderson	12	20	24	44	6.0-18	2.5-11	1-14	1	.	.	2		
56 Jonathan Lewis	12	17	21	38	10.0-31	4.0-22	.	1	14	2-0	.		
36 Aaron Rouse	12	13	19	32	2.5-15	1		
1 Eric Green	12	16	15	31	1.5-1	.	1-47	5	1	.	.		
48 Brandon Manning	12	12	18	30	1.0-1	.	.	2	.	.	.		
49 Chris Ellis	12	14	16	30	7.5-33	3.0-11	.	3	14	1-0	1		
40 Blake Warren	12	11	16	27	0.5-0	.	2-86	1	1	.	.		
95 Jim Davis	12	14	12	26	11.0-47	5.0-27	.	5	12	1-0	1		
31 Mike Daniels	12	14	10	24	1.5-2	.	.	2	1	.	.		
96 Noland Burchette	11	12	12	24	5.0-11	2.0-4	.	.	11	1-0	2		
11 Xavier Adibi	6	19	4	23	4.5-20	2.0-14	1-0	.	2	.	1		
70 Kevin Lewis	11	3	14	17	.	.	1-13	.	6	1-0	.		
33 Chad Cooper	12	9	8	17	1.0-8	1.0-8	.	.	1	.	.		
99 Carlton Powell	12	6	10	16	5.0-15	.	.	.	6	.	1		
15 Roland Minor	12	7	8	15	.	.	2-63	5	.	.	.		
91 Jason Lallis	12	7	6	13	2.0-8	2.0-8	.	1	2	2-32	.		
35 Stevie Ray Lloyd	11	5	6	11		
25 D.J. Parker	11	7	3	10	1		
24 D.J. Walton	2	5	3	8		
47 Brett Warren	11	3	4	7		
71 Tim Sandidge	9	3	4	7	1.5-3	0.5-2	.	.	3	.	.		
30 Cary Wade	12	4	2	6	1	.	.		
62 Travis Conway	11	1	3	4		
28 Corey Gordon	9	1	3	4	0.5-1		
75 Kory Robertson	5	1	3	4	1	.	.		
54 Bob Ruff	12	2	2	4		
98 Jared Develli	12	3	.	3		
27 Justin Hamilton	12	2	1	3		
38 Vinnie Burns	11	2	1	3		
41 Jordan Trotter	1	.	2	2		
59 Barry Booker	1	1	1	2	1	.	1		
82 Brenden Hill	9	2	.	2		
80 Robert Parker	11	1	1	2		
3 Bryan Randall	12	1	.	1		
60 Chris Burnett	2	.	1	1	2	.	.		
83 Jud Dunlevy	3	1	.	1		
44 John Candelas	5	.	1	1		
18 Brandon Flowers	1	1	.	1	.	.	1-38	1	.	.	.		
32 Cedric Humes	12	1	.	1		
26 Ryan Hash	7	1	.	1		
21 Chris Ceasar	4	.	1	1		
90 Jeff King	12	1	.	1		
TM Team	12	1		
TOTAL	12	399	429	828	90-326	32-166	18-365	55	111	12-32	15	4	1
OPPONENTS	12	444	464	908	80.0-392	35-236	7-119	36	4	10-0	14	3	.



RECEIVING	G	No.	Yds	Avg	TD	Long	Avg/G
Eddie Royal	11	25	433	17.3	3	80	39.4
Josh Hyman	12	22	420	19.1	5	45	35.0
Jeff King	12	22	292	13.3	4	35	24.3
David Clowney	11	18	240	13.3	2	38	21.8
Jared Mazzetta	12	13	162	12.5	1	22	13.5
Josh Morgan	11	12	220	18.3	1	51	20.0
Richard Johnson	12	8	99	12.4	1	32	8.2
Cedric Humes	12	7	36	5.1	0	11	3.0
John Kinzer	12	7	26	3.7	2	8	2.2
Mike Imoh	9	7	12	1.7	0	13	1.3
Justin Hamilton	12	5	25	5.0	0	11	2.1
Justin Harper	10	4	82	20.5	1	34	8.2
Duane Brown	12	3	64	21.3	1	33	5.3
Jesse Allen	9	3	24	8.0	1	13	2.7
Chris Clifton	5	1	10	10.0	0	10	2.0
Sean Glennon	4	1	-9	-9.0	0	0	-2.2
TOTAL	12	158	2136	13.5	22	80	178.0
OPPONENTS	12	169	1797	10.6	7	53	149.8

PUNT RETURNS	No.	Yds	Avg	TD	Long
Eddie Royal	25	274	11.0	0	58
Richard Johnson	13	91	7.0	0	17
Mike Imoh	6	55	9.2	0	32
Jimmy Williams	1	14	14.0	0	14
Team	1	10	10.0	0	10
TOTAL	46	444	9.7	0	58
OPPONENTS	30	284	9.5	1	28

KICK RETURNS	No.	Yds	Avg	TD	Long
Mike Imoh	12	256	21.3	0	42
Eddie Royal	10	270	27.0	0	47
Josh Hyman	3	66	22.0	0	33
David Clowney	2	45	22.5	0	26
Jeff King	1	9	9.0	0	9
Blake Warren	1	4	4.0	0	4
TOTAL	29	650	22.4	0	47
OPPONENTS	46	1000	21.7	0	54

INTERCEPTIONS	No.	Yds	Avg	TD	Long
Jimmy Williams	4	81	20.2	1	34
Vincent Fuller	3	12	4.0	0	12
Roland Minor	2	63	31.5	1	64
Blake Warren	2	86	43.0	1	46
James Griffin	1	11	11.0	0	11
Xavier Adibi	1	0	0.0	0	0
Darryl Tapp	1	0	0.0	0	0
Eric Green	1	47	47.0	0	47
Kevin Lewis	1	13	13.0	0	13
Brandon Flowers	1	38	38.0	1	38
James Anderson	1	14	14.0	0	14
TOTAL	18	365	20.3	4	64
OPPONENTS	7	119	17.0	1	34

FUMBLE RETURNS	No.	Yds	Avg	TD	Long
Jason Lallis	2	32	16.0	1	28
Vincent Fuller	0	0	0.0	1	0
TOTAL	2	32	16.0	2	28
OPPONENTS	0	0	0.0	0	0

SCORING	TD	FGs	PATs				DXP	Saf	Points
			Kick	Rush	Rcv	Pass			
Brandon Pace	0	21-26	42-43	0-0	0	0-0	0	0	105
Mike Imoh	6	0-0	0-0	0-0	0	0-0	0	0	36
Cedric Humes	5	0-0	0-0	0-0	0	0-0	0	0	30
Josh Hyman	5	0-0	0-0	0-0	0	0-0	0	0	30
Eddie Royal	4	0-0	0-0	0-0	0	0-0	0	0	24
Jeff King	4	0-0	0-0	0-0	0	0-0	0	0	24
Bryan Randall	3	0-0	0-0	0-0	0	1-1	0	0	18
Justin Hamilton	3	0-0	0-0	0-0	0	0-0	0	0	18
John Kinzer	2	0-0	0-0	0-0	0	0-0	0	0	12
David Clowney	2	0-0	0-0	0-0	0	0-0	0	0	12
Richard Johnson	1	0-0	0-0	0-0	1	0-0	0	0	8
Jared Mazzetta	1	0-0	0-0	0-0	0	0-0	0	0	6
Jesse Allen	1	0-0	0-0	0-0	0	0-0	0	0	6
Duane Brown	1	0-0	0-0	0-0	0	0-0	0	0	6
Justin Harper	1	0-0	0-0	0-0	0	0-0	0	0	6
Josh Morgan	1	0-0	0-0	0-0	0	0-0	0	0	6
Roland Minor	1	0-0	0-0	0-0	0	0-0	0	0	6
Brandon Flowers	1	0-0	0-0	0-0	0	0-0	0	0	6
Vincent Fuller	1	0-0	0-0	0-0	0	0-0	0	0	6
Jimmy Williams	1	0-0	0-0	0-0	0	0-0	0	0	6
Blake Warren	1	0-0	0-0	0-0	0	0-0	0	0	6
Jason Lallis	1	0-0	0-0	0-0	0	0-0	0	0	6
Nic Schmitt	0	0-0	2-2	0-0	0	0-0	0	0	2
Team	0	0-0	0-0	0-0	0	0-0	0	1	2
TOTAL	46	21-26	44-45	0-0	1	1-1	0	1	387
OPPONENTS	17	11-19	16-16	0-0	0	0-1	0	0	151

TOTAL OFFENSE	G	Plays	Rush	Pass	Total	Avg/G
Bryan Randall	12	395	466	1965	2431	202.6
Mike Imoh	9	152	704	0	704	78.2
Cedric Humes	12	124	595	0	595	49.6
Justin Hamilton	12	74	331	0	331	27.6
John Candelas	5	32	166	0	166	33.2
Sean Glennon	4	11	0	137	137	34.2
Richard Johnson	12	3	5	34	39	3.2
Josh Hyman	12	1	16	0	16	1.3
Eddie Royal	11	1	11	0	11	1.0
Jesse Allen	9	2	4	0	4	0.4
Vinnie Burns	11	1	-11	0	-11	-1.0
David Clowney	11	1	-20	0	-20	-1.8
Team	12	14	-26	0	-26	-2.2
TOTAL	12	811	2241	2136	4377	364.8
OPPONENTS	12	735	1388	1797	3185	265.4

FIELD GOALS	FGM-FGA	Pct	01-19	20-29	30-39	40-49	50-99	Lg	Blk
Brandon Pace	21-26	80.8	0-0	7-7	10-13	4-6	0-0	46	0

FG SEQUENCE	Virginia Tech	OPPONENTS
Southern Cal	(35),(42)	35,(41)
Western Mich.	-	22,27,33
Duke	(21),(28)	(45)
N.C. State	33,(23),(32),(37),43	(53)
West Virginia	(30),(46),(29),34,(35)	40
Wake Forest	47,(26)	38,(20)
Florida A&M	(44),(32)	-
Georgia Tech	(30)	(46),(34)
North Carolina	39,(24),(36)	(30),54
Maryland	(27),(34)	(42),(33)
Virginia	(31)	45,(19)
Miami	(45)	(23)

Numbers in (parentheses) indicate field goal was made.


PUNTING	No.	Yds	Avg	Long	TB	FC	I20	Blkd
Vinnie Burns	52	2120	40.8	60	2	4	16	1
Nic Schmitt	1	43	43.0	43	0	0	0	0
Team	2	0	0.0	0	0	0	0	1
TOTAL	55	2163	39.3	60	2	4	16	2
OPPONENTS	79	3320	42.0	70	8	1	17	1

ALL PURPOSE	G	Rush	Rec	PR	KOR	IR	Tot	Avg/G
Mike Imoh	9	704	12	55	256	0	1027	114.1
Eddie Royal	11	11	433	274	270	0	988	89.8
Cedric Humes	12	595	36	0	0	0	631	52.6
Josh Hyman	12	16	420	0	66	0	502	41.8
Bryan Randall	12	466	0	0	0	0	466	38.8
Justin Hamilton	12	331	25	0	0	0	356	29.7
Jeff King	12	0	292	0	9	0	301	25.1
David Clowney	11	-20	240	0	45	0	265	24.1
Josh Morgan	11	0	220	0	0	0	220	20.0
Richard Johnson	12	5	99	91	0	0	195	16.2
John Candelas	5	166	0	0	0	0	166	33.2
Jared Mazzetta	12	0	162	0	0	0	162	13.5
Jimmy Williams	12	0	0	14	0	81	95	7.9
Blake Warren	12	0	0	0	4	86	90	7.5
Justin Harper	10	0	82	0	0	0	82	8.2
Duane Brown	12	0	64	0	0	0	64	5.3
Roland Minor	12	0	0	0	0	63	63	5.2
Eric Green	12	0	0	0	0	47	47	3.9
Brandon Flowers	1	0	0	0	0	38	38	38.0
Jesse Allen	9	4	24	0	0	0	28	3.1
John Kinzer	12	0	26	0	0	0	26	2.2
James Anderson	12	0	0	0	0	14	14	1.2
Kevin Lewis	11	0	0	0	0	13	13	1.2
Vincent Fuller	12	0	0	0	0	12	12	1.0
James Griffin	12	0	0	0	0	11	11	0.9
Chris Clifton	5	0	10	0	0	0	10	2.0
Sean Glennon	4	0	-9	0	0	0	-9	-2.2
Vinnie Burns	11	-11	0	0	0	0	-11	-1.0
Team	12	-26	0	10	0	0	-16	-1.3
TOTAL	12	2241	2136	444	650	365	5836	486.3
OPPONENTS	12	1388	1797	284	1000	119	4588	382.3

2005 SUGAR BOWL

2004 ACC CHAMPION

2004 Superlatives



**Mikal Baaqee
(45) racked up
13 tackles at
Wake Forest.**

Tech Individual Game Highs

Rushes	32	Mike Imoh at North Carolina (Nov 06, 2004)
Yards Rushing	243	Mike Imoh at North Carolina (Nov 06, 2004)
TD Rushes	2	Cedric Humes vs Florida A&M (Oct 16, 2004)
		Mike Imoh at North Carolina (Nov 06, 2004)
		Mike Imoh vs Maryland (Nov 18, 2004)
Long Rush	47	Mike Imoh at North Carolina (Nov 06, 2004)
Pass attempts	34	Bryan Randall vs West Virginia (Oct 02, 2004)
Pass completions	18	Bryan Randall at Georgia Tech (Oct 28, 2004)
Yards Passing	304	Bryan Randall at Georgia Tech (Oct 28, 2004)
TD Passes	4	Bryan Randall vs Florida A&M (Oct 16, 2004)
Long Pass	80	Bryan Randall at Georgia Tech (Oct 28, 2004)
Receptions	6	Eddie Royal vs West Virginia (Oct 02, 2004)
Yards Receiving	93	Josh Hyman vs Virginia (Nov 27, 2004)
TD Receptions	2	Josh Hyman vs Virginia (Nov 27, 2004)
Long Reception	80	Eddie Royal at Georgia Tech (Oct 28, 2004)
Field Goals	4	Brandon Pace vs West Virginia (Oct 02, 2004)
Long Field Goal	46	Brandon Pace vs West Virginia (Oct 02, 2004)
Punts	7	Vinnie Burns at Miami (Dec 04, 2004)
Punting Avg	48.5	Vinnie Burns vs Western Michigan (Sep 11, 2004)
Long Punt	60	Vinnie Burns vs Duke (Sep 18, 2004)
Long Punt Return	58	Eddie Royal vs N.C. State (Sep 25, 2004)
Long Kickoff Return	47	Eddie Royal vs Maryland (Nov 18, 2004)
Tackles	13	Mikal Baaqee at Wake Forest (Oct 09, 2004)
Sacks	2.5	Darryl Tapp vs Duke (Sep 18, 2004)
Tackles For Loss	3.5	Chris Ellis vs Florida A&M (Oct 16, 2004)
Interceptions	2	Roland Minor at Georgia Tech (Oct 28, 2004)

Tech Team Game Highs

Rushes	54	vs Florida A&M (Oct 16, 2004)
Yards Rushing	310	vs Florida A&M (Oct 16, 2004)
Yards Per Rush	5.7	vs Florida A&M (Oct 16, 2004)
TD Rushes	4	vs Maryland (Nov 18, 2004)
Pass attempts	34	vs West Virginia (Oct 02, 2004)
Pass completions	19	vs Western Michigan (Sep 11, 2004)
Yards Passing	332	vs Western Michigan (Sep 11, 2004)
Yards Per Pass	13.3	vs Western Michigan (Sep 11, 2004)
TD Passes	4	vs Western Michigan (Sep 11, 2004)
		vs Florida A&M (Oct 16, 2004)
Total Plays	81	vs West Virginia (Oct 02, 2004)
Total Offense	487	vs Western Michigan (Sep 11, 2004)
Yards Per Play	8.1	vs Western Michigan (Sep 11, 2004)
Points	63	vs Western Michigan (Sep 11, 2004)
Sacks By	5	vs Florida A&M (Oct 16, 2004)
First Downs	29	vs Florida A&M (Oct 16, 2004)
Penalties	14	vs West Virginia (Oct 02, 2004)
Penalty Yards	132	vs West Virginia (Oct 02, 2004)
Turnovers	3	at Georgia Tech (Oct 28, 2004)
Interceptions By	4	vs Maryland (Nov 18, 2004)

Opponent Individual Game Highs

Rushes	28	Pearman, A, vs Virginia (Nov 27, 2004)
Yards Rushing	147	Pearman, A, vs Virginia (Nov 27, 2004)
TD Rushes	1	Adams, D., vs Duke (Sep 18, 2004)
		Stone, M., vs N.C. State (Sep 25, 2004)
		McLendon, T.A., vs N.C. State (Sep 25, 2004)
		Marshall, R., vs West Virginia (Oct 02, 2004)
		Barclay, C, at Wake Forest (Oct 09, 2004)
		Daniels, P.J., at Georgia Tech (Oct 28, 2004)
		C Scott, at North Carolina (Nov 06, 2004)
		Moss, T., at Miami (Dec 04, 2004)
Long Rush	78	Pearman, A, vs Virginia (Nov 27, 2004)
Pass attempts	31	Berlin, B., at Miami (Dec 04, 2004)
Pass completions	19	Leinart, Matt, vs Southern California (Aug 28, 2004)
		Cubit, Ryan, vs Western Michigan (Sep 11, 2004)
Yards Passing	272	Leinart, Matt, vs Southern California (Aug 28, 2004)
TD Passes	3	Leinart, Matt, vs Southern California (Aug 28, 2004)
Long Pass	53	Leinart, Matt, vs Southern California (Aug 28, 2004)
		Randolph, C, at Wake Forest (Oct 09, 2004)
Receptions	8	Jennings, Greg, vs Western Michigan (Sep 11, 2004)
Yards Receiving	127	Bush, Reggie, vs Southern Michigan (Aug 28, 2004)
TD Receptions	3	Bush, Reggie, vs Southern California (Aug 28, 2004)
Long Reception	53	Bush, Reggie, vs Southern California (Aug 28, 2004)
		Morton, N, at Wake Forest (Oct 09, 2004)
Field Goals	2	Bell, T., at Georgia Tech (Oct 28, 2004)
		Novak, N., vs Maryland (Nov 18, 2004)
Long Field Goal	53	Deraney, J., vs N.C. State (Sep 25, 2004)
Punts	9	McDonald, T., vs Duke (Sep 18, 2004)
		Brady, P., vs West Virginia (Oct 02, 2004)
Punting Avg	49.0	Plackemeier, R, at Wake Forest (Oct 09, 2004)
Long Punt	70	Miller, Damon, vs Florida A&M (Oct 16, 2004)
Long Punt Return	28	J Pollock, at North Carolina (Nov 06, 2004)
Long Kickoff Return	54	Weeks, M., vs Virginia (Nov 27, 2004)
Tackles	16	Doughty, Sammy, vs Florida A&M (Oct 16, 2004)
Sacks	3.0	Lawson, M., vs N.C. State (Sep 25, 2004)
Tackles For Loss	4.0	Patterson, Mike, vs Southern California (Aug 28, 2004)
Interceptions	1	Tatupu, Lofa, vs Southern California (Aug 28, 2004)
		Tithof, Paul, vs Western Michigan (Sep 11, 2004)
		Talley, J., vs Duke (Sep 18, 2004)
		Kitchen, J., vs Duke (Sep 18, 2004)
		Jones, A., vs West Virginia (Oct 02, 2004)
		Wicks, E., vs West Virginia (Oct 02, 2004)
		Butler, J., at Georgia Tech (Oct 28, 2004)

Opponent Team Game Highs


Rushes	46	vs Virginia (Nov 27, 2004)
Yards Rushing	188	vs Virginia (Nov 27, 2004)
Yards Per Rush	5.0	at North Carolina (Nov 06, 2004)
TD Rushes	2	vs N.C. State (Sep 25, 2004)
Pass attempts	39	vs Western Michigan (Sep 11, 2004)
Pass completions	26	vs Western Michigan (Sep 11, 2004)
Yards Passing	272	vs Southern California (Aug 28, 2004)
Yards Per Pass	9.4	vs Southern California (Aug 28, 2004)
TD Passes	3	vs Southern California (Aug 28, 2004)
Total Plays	75	vs Florida A&M (Oct 16, 2004)
Total Offense	373	vs Southern California (Aug 28, 2004)
Yards Per Play	6.4	vs Southern California (Aug 28, 2004)
Points	24	vs Southern California (Aug 28, 2004)
		at North Carolina (Nov 06, 2004)
Sacks By	10	vs N.C. State (Sep 25, 2004)
First Downs	19	at Georgia Tech (Oct 28, 2004)
Penalties	11	vs West Virginia (Oct 02, 2004)
		vs Maryland (Nov 18, 2004)
Penalty Yards	119	vs West Virginia (Oct 02, 2004)
Turnovers	5	vs Florida A&M (Oct 16, 2004)
		vs Maryland (Nov 18, 2004)
Interceptions By	2	vs Duke (Sep 18, 2004)
		vs West Virginia (Oct 02, 2004)

ACC Standings & Honors

Final 2004 Standings

School	Conference		Overall	
	W-L	Pct.	W-L	Pct.
Virginia Tech	7-1	.875	10-2	.833
Florida State	6-2	.750	8-3	.727
Miami	5-3	.625	8-3	.727
Virginia	5-3	.625	8-3	.727
North Carolina	5-3	.625	6-5	.545
Clemson	4-4	.500	6-5	.545
Georgia Tech	4-4	.500	6-5	.545
Maryland	3-5	.375	5-6	.455
NC State	3-5	.375	5-6	.455
Wake Forest	1-7	.125	4-7	.364
Duke	1-7	.125	2-9	.182

2004 ACC Individual Awards



Bryan Randall


ROOKIE OF THE YEAR
Calvin Johnson, Georgia Tech

COACH OF THE YEAR
Frank Beamer, Virginia Tech

PLAYER OF THE YEAR
Bryan Randall, Virginia Tech

OFFENSIVE PLAYER OF THE YEAR
Bryan Randall, Virginia Tech

DEFENSIVE PLAYER OF THE YEAR
Leroy Hill, Clemson



Frank Beamer

2004 All-ACC Football Team Awards

OFFENSE

Quarterback

First Team

Bryan Randall, Sr., VT (167)

Alvin Pearman, Sr., UVa (181)

Chris Barclay, Jr., WF (163)

Running Back

Airese Currie, Sr., Clem. (152)

Calvin Johnson, Fr., GaT (140)

Wide Receiver

Heath Miller, Jr., UVa (186)

Tight End

Alex Barron, Sr., FSU (157)

Tackle

D'Brickshaw Ferguson, Jr., UVa (106)

Guard

Elton Brown, Sr., UVa (196)

C.J. Brooks, Sr., Md. (118)

Center

Jason Brown, Sr., UNC (133)

Second Team

Brock Berlin, Sr., Miami (100)

Frank Gore, Jr., Miami (87)

Leon Washington, Jr., FSU (83)

Chauncey Stovall, Sr., FSU (125)

Roscoe Parrish, Jr., Miami (113)

Jeff King, Jr., VT (33)

Chris Myers, Sr., Miami (72)

Jon Dunn, Sr., VT (47)

Steve Vallos, So., WF (85)

Kyle Ralph, Jr., UNC (78)

Zac Yarbrough, Sr., UVa (43)

Honorable Mention

Darian Durant, Sr., UNC (32)

Chad Scott, Sr., UNC (32)

Ray Willis, Sr., FSU (46)

Jimmy Martin, Jr., VT (43)

Willie McNeill, Sr., UNC (38)

Cedric Johnson, Sr., Clem. (65)

Leroy Harris, So., NCS (48)

Will Montgomery, Jr., VT (37)

Joel Rodriguez, Sr., Miami (37)

DEFENSE

Defensive Line

First Team

Darryl Tapp, Jr., VT (142)

Shawne Merriman, Jr., Md. (138)

Travis Johnson, Sr., FSU (134)

Mario Williams, So., NCS (107)

Linebacker

D'Qwell Jackson, Jr., Md. (148)

Leroy Hill, Sr., Clem. (143)

Ahmad Brooks, So., UVa (116)

Defensive Back

Antrel Rolle, Sr., Miami (160)

Jimmy Williams, Jr., VT (118)

James Butler, Sr., GaT (89)

Antonio Cromartie, So., FSU (78)

Second Team

Manny Lawson, Jr., NCS (106)

Jim Davis, Sr., VT (82)

Eric Henderson, Jr., GaT (78)

Chauncey Davis, Sr., FSU (67)

Darryl Blackstock, Jr., UVa (113)

Gerris Wilkinson, Jr., GaT (79)

Ernie Sims, So., FSU (68)

John Talley, So., Duke (73)

Eric King, Sr., WF (64)

Bryant McFadden, Sr., FSU (58)

Domonique Foxworth, Sr., Md. (57)

Honorable Mention

Orien Harris, Jr., Miami (55)

Andrew Hoffman, Sr., UVa (50)

Baraka Atkins, So., Miami (43)

Eric Moore, Sr., FSU (37)

Jonathan Lewis, Jr., VT (35)

Eric Coleman, Sr., Clem. (34)

Jonathan Abbate, Fr., WF (58)

Chris Reis, Jr., GaT (35)

A.J. Nicholson, Jr., FSU (33)

Roger McIntosh, Jr., Miami (33)

Vincent Fuller, Sr., VT (50)

Tye Hill, Jr., Clem. (50)

Chris Kelley, Sr., Md. (43)

Pat Watkins, Jr., FSU (42)

Justin Miller, Jr., Clem. (57)

Andre Maddox, Sr., NCS (40)

Gerald Sensabaugh, Sr., UNC (35)

Greg Threat, Jr., Miami (33)

SPECIAL TEAMS

Placekicker

First Team

Brandon Pace, So., VT (135)

Punter

Ryan Plackemeier, Jr., WF (153)

Specialist

Devin Hester, So., Miami (158)

Second Team

Travis Bell, Fr., GaT (66)

Adam Podlesh, So., Md. (111)

Justin Miller, Jr., Clem. (101)

Honorable Mention

Connor Barth, Fr., UNC (47)

Nick Novak, Sr., Md. (47)

ACC Teams in Bowls

Nokia Sugar Bowl	Virginia Tech vs. Auburn	Jan. 3	8 p.m. EST	Louisiana Superdome	New Orleans, La.	ABC
Toyota Gator Bowl	Florida State vs. West Virginia	Jan. 1	12:30 p.m.	Alltel Stadium	Jacksonville, Fla.	NBC
Chick-fil-A Peach Bowl	Miami vs. Florida	Dec. 31	7:30 p.m.	Georgia Dome	Atlanta, Ga.	ESPN
Continental Tire Bowl	North Carolina vs. Boston College	Dec. 30	1 p.m.	Bank of America Stadium	Charlotte, N.C.	ESPN2
MPC Computers Bowl	Virginia vs. Fresno State	Dec. 27	2 p.m.	Bronco Stadium	Boise, Idaho	ESPN
Champs Sports Bowl	Georgia Tech vs. Syracuse	Dec. 21	7:30 p.m.	Citrus Bowl	Orlando, Fla.	ESPN

2004 ACC CHAMPION

2004 ACC Statistics

RUSHING	Team	Cl	G	Att	Yds	Avg	TD	Yds/G	Long
Chris Barclay	WF	JR	11	243	1010	4.2	9	91.8	50
Alvin Pearman	VA	SR	11	186	985	5.3	9	89.5	78
Leon Washington	FS	JR	9	126	756	6.0	6	84.0	53
Frank Gore	UM	JR	11	172	865	5.0	8	78.6	44
Mike Imoh	VT	JR	9	152	704	4.6	6	78.2	47

PASSING AVG/GAME	Team	Cl	G	Att	Cmp	Int	Pct.	Yds	TD	Avg/G
Brock Berlin	UM	SR	11	324	182	5	56.2	2509	21	228.1
Jay Davis	ST	JR	11	313	175	15	55.9	2104	12	191.3
Charlie Whitehurst	CU	JR	11	349	177	17	50.7	2067	7	187.9
Darian Durant	N.C.	SR	11	258	155	9	60.1	1979	14	179.9
Reggie Ball	GT	SO	11	311	152	17	48.9	1940	14	176.4
Marques Hagans	VA	JR	11	231	146	5	63.2	1862	8	169.3
Wyatt Sexton	FS	SO	10	252	139	8	55.2	1661	8	166.1
Bryan Randall	VT	SR	12	268	149	7	55.6	1965	19	163.8

ALL PURPOSE	Team	Cl	G	Rush	Rcv	PR	KR	Yds	Avg/G
Alvin Pearman	VA	SR	11	985	381	314	164	1844	167.6
Mike Imoh	VT	JR	9	704	12	55	256	1027	114.1
Chris Barclay	WF	JR	11	1010	118	0	0	1128	102.5
Leon Washington	FS	JR	9	756	90	3	60	909	101.0
Aïrese Currie	CU	SR	11	8	868	0	212	1088	98.9
Levon Thomas	GT	SR	11	10	480	0	552	1042	94.7
Justin Miller	CU	JR	11	2	0	339	661	1016	92.4
T.A. McLendon	ST	JR	10	770	136	0	0	906	90.6
Eddie Royal	VT	FR	11	11	433	274	270	988	89.8

PUNTING	Team	Cl	G	Punt	Yds	Avg	Long
Ryan Plackemeier	WF	JR	11	64	2809	43.9	69
Adam Podlesh	MD	SO	11	63	2755	43.7	70
Chris Hall	FS	JR	11	63	2653	42.1	61
John Deraney	ST	SO	11	60	2514	41.9	62
David Woodridge	N.C.	SO	10	41	1713	41.8	60
Brian Monroe	UM	SO	11	59	2435	41.3	67
Vinnie Burns	VT	SR	11	52	2120	40.8	60

TOTAL OFFENSE	Team	Cl	G	Rush	Pass	Plays	Total	Yds/G
Brock Berlin	UM	SR	11	-55	2509	365	2454	223.1
Reggie Ball	GT	SO	11	294	1940	432	2234	203.1
Bryan Randall	VT	SR	12	466	1965	395	2431	202.6
Darian Durant	N.C.	SR	11	193	1979	335	2172	197.5
Marques Hagans	VA	JR	11	309	1862	301	2171	197.4

PASS EFFICIENCY	Team	Cl	G	Att	Cmp	Int	Pct.	Yds	TD	Eff.
Brock Berlin	UM	SR	11	324	182	5	56.2	2509	21	139.5
Marques Hagans	VA	JR	11	231	146	5	63.2	1862	8	138.0
Darian Durant	N.C.	SR	11	258	155	9	60.1	1979	14	135.4
Bryan Randall	VT	SR	12	268	149	7	55.6	1965	19	135.4
Jay Davis	ST	JR	11	313	175	15	55.9	2104	12	115.4

PUNT RETURN AVG	Team	Cl	G	Ret	Yds	TD	Avg	Long
Darrell Blackman	ST	FR	10	12	214	1	17.8	87
Devin Hester	UM	SO	11	18	317	3	17.6	92
Roscoe Parrish	UM	JR	11	17	252	1	14.8	62
Willie Reid	FS	JR	10	37	514	0	13.9	48
Justin Miller	CU	JR	11	26	339	1	13.0	69
Alvin Pearman	VA	SR	11	28	314	1	11.2	70
Eddie Royal	VT	FR	11	25	274	0	11.0	58

SCORING	Team	Cl	G	TD	XPT	FG	2XP	Pts	Pts/G
Brandon Pace	VT	SO	12	0	42	21	0	105	8.8
Wali Lundy	VA	JR	11	16	0	0	0	96	8.7
Connor Hughes	VA	JR	11	0	38	15	0	83	7.5
Jon Peattie	UM	SO	11	0	42	13	0	81	7.4
Reggie Merriweather	CU	SO	10	11	0	0	0	66	6.6

INTERCEPTIONS	Team	Cl	G	Int	Yds	TD	Int/G	Long
John Talley	DU	SO	11	4	172	2	0.36	85
Pat Watkins	FS	JR	11	4	63	0	0.36	31
Antonio Cromartie	FS	SO	11	4	40	1	0.36	40
Marcus Hamilton	VA	SO	11	4	-2	0	0.36	0
Jimmy Williams	VT	JR	12	4	81	1	0.33	34

SCORING (KICK)	Team	Cl	G	PATs	FGs	Pts	Pts/G
Brandon Pace	VT	SO	12	42-43	21-26	105	8.8
Connor Hughes	VA	JR	11	38-41	15-22	83	7.5
Jon Peattie	UM	SO	11	42-42	13-22	81	7.4
Connor Barth	N.C.	FR	11	32-34	13-17	71	6.5
Nick Novak	MD	SR	11	21-21	16-22	69	6.3

FIELD GOALS	Team	Cl	G	FG	FGA	Pct.	FG/G
Brandon Pace	VT	SO	12	21	26	80.8	1.75
Nick Novak	MD	SR	11	16	22	72.7	1.45
Travis Bell	GT	FR	11	15	16	93.8	1.36
Connor Hughes	VA	JR	11	15	22	68.2	1.36
Connor Barth	N.C.	FR	11	13	17	76.5	1.18

2004 ACC Defensive Stats

TACKLES (All positions)	Team	Cl	G	Pos	Solo	Ast	Total	Avg/G	Sack
D'Qwell Jackson	MD	JR	11	LB	63	60	123	11.2	4.0
Gerris Wilkinson	GT	JR	11	LB	48	65	113	10.3	3.5
Greg Threat	UM	JR	11	DB	54	51	105	9.5	0.0
Jonathan Abbate	WF	FR	11	LB	59	41	100	9.1	1.0
Leroy Hill	CU	SR	11	LB	47	51	98	8.9	8.5
Roger McIntosh	UM	JR	10	LB	37	52	89	8.9	3.5
Alex Green	DU	SR	11		53	40	93	8.5	1.5
James Butler	GT	SR	11		50	35	85	7.7	0.0
Chris Kelley	MD	SR	11	SS	45	40	85	7.7	2.5
Shawne Merriman	MD	JR	11	DE	53	32	85	7.7	8.5
Ahmad Brooks	VA	SO	11	LB	40	45	85	7.7	6.5
Giuseppe Aguanno	DU	SR	11	LB	32	50	82	7.5	2.0
Ernie Sims	FS	SO	11		38	40	78	7.1	4.0
Brendan Dewan	DU	JR	11	LB	30	46	76	6.9	0.5
A.J. Nicholson	FS	JR	11		33	43	76	6.9	3.0
William Kershaw	MD	JR	11	LB	38	36	74	6.7	2.0
Dawan Landry	GT	JR	11	SS	40	34	74	6.7	2.0
Tony Franklin	VA	SO	11	CB	49	22	71	6.5	1.0
Josh Gattis	WF	SO	11	DB	50	21	71	6.5	1.0
Tavares Gooden	UM	SO	10	LB	25	39	64	6.4	1.0
Gerald Sensabaugh	N.C.	SR	11		53	17	70	6.4	3.0
Oliver Hoyte	ST	JR	11	LB	31	39	70	6.4	1.5
Kai Parham	VA	SO	11	LB	31	38	69	6.3	1.5
Anthony Waters	CU	SO	11	LB	25	44	69	6.3	1.0
Anthony Reddick	UM	FR	10	DB	31	30	61	6.1	1.0
Chris Reis	GT	JR	11	LB	29	38	67	6.1	8.0
Pat Thomas	ST	SR	11	LB	33	34	67	6.1	4.5
Jamaal Fudge	CU	JR	11		37	29	66	6.0	2.0
Kareen Taylor	N.C.	SO	11		35	31	66	6.0	0.0
Jerome Carter	FS	SR	11		35	29	64	5.8	1.0
Travis Pugh	CU	SR	11		34	30	64	5.8	0.5
Malcolm Ruff	DU	JR	10	LB	26	31	57	5.7	0.0
Brad White	WF	SR	10	LB	40	15	55	5.5	2.0
Tommy Richardson	N.C.	JR	10		29	24	53	5.3	0.0
Mikal Baaqee	VT	SR	12	LB	24	39	63	5.2	0.0
Brian Greene	DU	JR	10		20	32	52	5.2	0.0
Caron Bracy	WF	SR	11	LB	36	21	57	5.2	1.5
Marquis Weeks	VA	SR	11		34	23	57	5.2	1.5
Dennis Haley	VA	SR	11	LB	28	29	57	5.2	3.0
Vince Watkins	N.C.	SO	11		43	14	57	5.2	0.0
Jacob Hall	VT	FR	12	LB	20	42	62	5.2	1.0
Buster Davis	FS	SO	11		26	30	56	5.1	1.0
Tramaine Billie	CU	SO	11		28	26	54	4.9	1.5
Mahlon Carey	N.C.	JR	11		35	18	53	4.8	0.0
David Holloway	MD	SO	11	LB	29	24	53	4.8	1.5
John Talley	DU	SO	11	CB	32	21	53	4.8	0.0
Antrel Rolle	UM	SR	11	DB	32	21	53	4.8	1.5
Marcus Hudson	ST	JR	11	DB	32	20	52	4.7	2.5
Stephen Tulloch	ST	SO	11	LB	23	29	52	4.7	1.0
Warren Braxton	WF	SR	11	DB	35	17	52	4.7	2.0

SACKS	Team	Cl	G	Pos	Solo	Ast	Yds	Total	Avg/G
Darryl Blackstock	VA	JR	11	LB	10	1	62	10.5	0.



Regular-Season Team Rankings

TOTAL OFFENSE	G	Rush	Pass	Plays	Yards	Avg/P	TD	Yds/G
Virginia	11	2654	2005	767	4659	6.1	39	423.5
North Carolina	11	2010	2314	701	4324	6.2	34	393.1
Miami	11	1466	2641	732	4107	5.6	37	373.4
Virginia Tech	12	2241	2136	811	4377	5.4	40	364.8
Florida State	11	1643	2369	789	4012	5.1	27	364.7
Wake Forest	11	2267	1597	770	3864	5.0	24	351.3
N.C. State	11	1617	2222	778	3839	4.9	27	349.0
Georgia Tech	11	1661	1982	759	3643	4.8	22	331.2
Maryland	11	1315	1963	755	3278	4.3	20	298.0
Clemson	11	1183	2069	736	3252	4.4	22	295.6
Duke	11	1035	1885	700	2920	4.2	17	265.5

RUSHING OFFENSE	G	Att	Yds	Avg	TD	Yds/G
Virginia	11	514	2654	5.2	31	241.3
Wake Forest	11	527	2267	4.3	18	206.1
Virginia Tech	12	530	2241	4.2	18	186.8
North Carolina	11	403	2010	5.0	19	182.7
Georgia Tech	11	433	1661	3.8	7	151.0
Florida State	11	418	1643	3.9	17	149.4
N.C. State	11	435	1617	3.7	15	147.0
Miami	11	386	1466	3.8	16	133.3
Maryland	11	450	1315	2.9	12	119.5
Clemson	11	381	1183	3.1	15	107.5
Duke	11	386	1035	2.7	7	94.1

PASS OFFENSE	G	Att	Cmp	Int	Pct.	Yds	Avg	TD	Yds/G
Miami	11	346	194	5	56.1	2641	7.6	21	240.1
Florida State	11	371	199	13	53.6	2369	6.4	10	215.4
North Carolina	11	298	179	11	60.1	2314	7.8	15	210.4
N.C. State	11	343	191	16	55.7	2222	6.5	12	202.0
Clemson	11	355	178	17	50.1	2069	5.8	7	188.1
Virginia	11	253	161	5	63.6	2005	7.9	8	182.3
Georgia Tech	11	326	156	17	47.9	1982	6.1	15	180.2
Maryland	11	305	161	16	52.8	1963	6.4	8	178.5
Virginia Tech	12	281	158	7	56.2	2136	7.6	22	178.0
Duke	11	314	180	11	57.3	1885	6.0	10	171.4
Wake Forest	11	243	128	7	52.7	1597	6.6	6	145.2

SCORING OFFENSE	G	TD	XP	2XP	DXP	FG	Saf	Pts	Avg
Virginia Tech	12	46	44	1	0	21	1	387	32.2
Miami	11	45	44	0	0	13	0	353	32.1
Virginia	11	41	38	0	0	15	0	329	29.9
North Carolina	11	37	32	1	0	13	0	295	26.8
Florida State	11	30	30	0	0	20	1	272	24.7
N.C. State	11	32	29	2	0	13	0	264	24.0
Clemson	11	27	23	1	0	15	2	236	21.5
Wake Forest	11	29	29	0	0	9	0	230	20.9
Georgia Tech	11	24	24	0	0	15	0	213	19.4
Maryland	11	21	21	0	0	16	0	195	17.7
Duke	11	21	18	0	0	13	0	183	16.6

PASS EFFICIENCY	G	Att	Cmp	Pct	Int	Yds	TD	Effic
Virginia Tech	12	281	158	.562	7	2136	22	140.9
Miami	11	346	194	.561	5	2641	21	137.3
Virginia	11	253	161	.636	5	2005	8	136.7
North Carolina	11	298	179	.601	11	2314	15	134.5
N.C. State	11	343	191	.557	16	2222	12	112.3
Duke	11	314	180	.573	11	1885	10	111.3
Wake Forest	11	243	128	.527	7	1597	6	110.3
Florida State	11	371	199	.536	13	2369	10	109.2
Maryland	11	305	161	.528	16	1963	8	105.0
Georgia Tech	11	326	156	.479	17	1982	15	103.7
Clemson	11	355	178	.501	17	2069	7	96.0

RUSHING DEFENSE	G	Rushes	Yards	Avg.	TD	Yds/G
Florida State	11	371	759	2.0	4	69.0
N.C. State	11	429	1126	2.6	6	102.4
Virginia	11	375	1195	3.2	10	108.6
Georgia Tech	11	374	1204	3.2	12	109.5
Virginia Tech	12	419	1388	3.3	8	115.7
Clemson	11	466	1492	3.2	15	135.6
Maryland	11	471	1574	3.3	14	143.1
Miami	11	446	1716	3.8	11	156.0
Wake Forest	11	425	1737	4.1	12	157.9
North Carolina	11	455	2393	5.3	28	217.5
Duke	11	496	2483	5.0	21	225.7

K.O. RETURNS	G	Ret	Yds	TD	Avg
Clemson	11	34	920	2	27.1
Virginia	11	32	835	1	26.1
N.C. State	11	25	585	1	23.4
Virginia Tech	12	29	650	0	22.4
Duke	11	51	1101	1	21.6
Georgia Tech	11	27	578	0	21.4
Maryland	11	30	637	0	21.2
North Carolina	11	43	899	0	20.9
Florida State	11	30	608	0	20.3
Miami	11	31	594	1	19.2
Wake Forest	11	38	676	0	17.8

TURNOVER MARGIN	G	----Gained----			-----Lost-----			Mar	Per/G
		Fum	Int	Tot	Fum	Int	Tot		
Miami	11	14	11	25	6	5	11	+14	1.27
Virginia Tech	12	12	18	30	10	7	17	+13	1.08
Wake Forest	11	9	11	20	6	7	13	+7	0.64
Virginia	11	7	9	16	5	5	10	+6	0.55
Florida State	11	11	14	25	6	13	19	+6	0.55
Duke	11	11	15	26	13	11	24	+2	0.18
North Carolina	11	6	8	14	8	11	19	-5	-0.45
Clemson	11	5	11	16	7	17	24	-8	-0.73
Maryland	11	10	6	16	9	16	25	-9	-0.82
Georgia Tech	11	6	8	14	10	17	27	-13	-1.18
N.C. State	11	6	9	15	16	16	32	-17	-1.55

TOTAL DEFENSE	G	Rush	Pass	Plys	Yards	Avg	TD	Yds/G
N.C. State	11	1126	1309	701	2435	3.5	18	221.4
Virginia Tech	12	1388	1797	735	3185	4.3	15	265.4
Florida State	11	759	2218	721	2977	4.1	11	270.6
Georgia Tech	11	1204	2090	730	3294	4.5	23	299.5
Virginia	11	1195	2102	670	3297	4.9	20	299.7
Maryland	11	1574	1894	763	3468	4.5	21	315.3
Miami	11	1716	1815	743	3531	4.8	23	321.0
Clemson	11	1492	2108	825	3600	4.4	25	327.3
Wake Forest	11	1737	2588	795	4325	5.4	28	393.2
Duke	11	2483	2208	773	4691	6.1	34	426.5
North Carolina	11	2393	2488	781	4881	6.2	40	443.7

PASS DEFENSE	G	Att	Cmp	Int	Pct.	Yds	Avg	TD	Yds/G
N.C. State	11	272	118	9	43.4	1309	4.8	12	119.0
Virginia Tech	12	316	169	18	53.5	1797	5.7	7	149.8
Miami	11	297	151	11	50.8	1815	6.1	12	165.0
Maryland	11	292	141	6	48.3	1894	6.5	7	172.2
Georgia Tech	11	356	193	8	54.2	2090	5.9	11	190.0
Virginia	11	295	179	9	60.7	2102	7.1	10	191.1
Clemson	11	359	183	11	51.0	2108	5.9	10	191.6
Duke	11	277	162	15	58.5	2208	8.0	13	200.7
Florida State	11	350	191	14	54.6	2218	6.3	7	201.6
North Carolina	11	326	197	8	60.4	2488	7.6	12	226.2
Wake Forest	11	370	205	11	55.4	2588	7.0	16	235.3

SCORING DEFENSE	G	TD	XP	2XP	DXP	FG	Saf	Pts	Avg
Virginia Tech	12	17	16	0	0	11	0	151	12.6
Florida State	11	16	14	0	0	13	1	151	13.7
Virginia	11	21	18	1	0	9	1	175	15.9
Miami	11	24	23	0	0	9	0	194	17.6
Georgia Tech	11	26	23	1	0	10	1	213	19.4
N.C. State	11	23	23	0	0	19	0	218	19.8
Maryland	11	26	22	2	0	12	1	220	20.0
Clemson	11	26	25	0	0	16	0	229	20.8
Wake Forest	11	30	27	1	0	14	1	253	23.0
Duke	11	37	34	0	0	22	0	322	29.3
North Carolina	11	43	41	1	0	14	1	345	31.4

PASS DEF EFFICIENCY	G	Att	Cmp	Int	Pct.	Yds	TD	Effic
N.C. State	11	272	118	9	43.4	1309	12	91.7
Virginia Tech	12	316	169	18	53.5	1797	7	97.2
Clemson	11	359	183	11	51.0	2108	10	103.4
Florida State	11	350	191	14	54.6	2218	7	106.4
Maryland	11	292	141	6	48.3	1894	7	106.6
Miami	11	297	151	11	50.8	1815	12	108.1
Georgia Tech	11	356	193	8	54.2	2090	11	109.2
Wake Forest	11	370	205	11	55.4	2588	16	122.5
Virginia	11	295	179	9	60.7	2102	10	125.6
Duke	11	277	162	15	58.5	2208	13	130.1
North Carolina	11	326	197	8	60.4	2488	12	131.8

SACKS BY	G	Sacks	Yards
Clemson	11	40	277
Florida State	11	38	245
Virginia	11	34	239
Georgia Tech	11	33	263
N.C. State	11	33	237
Miami	11	33	228
Virginia Tech	12	32	166
Maryland	11	28	173
Wake Forest	11	21	182
North Carolina	11	19	129
Duke	11	11	53

2005 SUGAR BOWL

2004 ACC CHAMPION



Virginia Tech's Bowl History

Virginia Tech will be one of just five teams in the nation making its 12th straight bowl appearance with its invitation to the 2005 Nokia Sugar Bowl in New Orleans, La.

The Virginia Tech bowl tradition dates back to 1947 when the Hokies appeared in the Sun Bowl. Over the last 57 years, approximately 823,000 people have watched Tech in 17 bowl games, in 11 different stadiums and in seven states. The closest distance Tech traveled for a bowl game has been Nashville, Tenn., which is 441 miles, while in 2003 the Hokies traveled to San Francisco for their farthest game, 2,440 miles.

The first bowl bid that Tech received followed the 1946 season, when the Hokies played Cincinnati in the Sun Bowl at El Paso, Texas. An early snow covered Blacksburg that year and threatened to end all football practices. Bulldozers and snowplows were used to clear a practice area on the Drillfield and the Hokies got in their bowl preparations. The Tech team encountered more snowy weather when it reached El Paso. The Cincinnati team handled the weather and the Hokies, winning 18-6.

It was not until 1966 that Tech received another bowl bid. This time, the Hokies were chosen to participate in the Liberty Bowl in Memphis, Tenn., against Miami (Fla.). The Hokies were 8-1-1 entering the contest and were led by All-American defensive back Frank Loria.

Miami, ranked ninth nationally, won 14-7, in a hard-hitting defensive struggle. The Hokies scored first on a 2-yard plunge by Tommy Francisco. But the Miami defense held Tech to only one first down in the last three quarters.

Tech returned to the Liberty Bowl two years later in 1968, and squared off against Mississippi. The Hokies were 7-3 after a rocky 2-3 start and were led by another defensive All-American, linebacker Mike Widger. Ole Miss had a quarterback by the name of

Archie Manning and he sparked the Rebels to a 34-17 victory after Tech had taken a 17-0 first-quarter lead.

A member of Tech's 1966 and '68 bowl teams was none other than current head coach Frank Beamer, who was a starting defensive back. He was credited with three tackles in the 1968 game.

Tech next went bowling against Miami, following the 1980 season, and lost 20-10 in a hard-fought Peach Bowl contest. That Hokie team sported an 8-3 record and featured one of the finest defensive units in college football.

Tech tailback Cyrus Lawrence emerged as one of the biggest stars of the game. He rushed for 134 yards and scored the lone Hokie touchdown. Ashley Lee,

then a freshman linebacker, had 15 tackles for the Techmen.

In Tech's first trip to the Independence Bowl in 1984, Outland Trophy winner Bruce Smith led Tech against the Air Force Falcons. Tech's powerful defensive unit held Air Force to only three first downs in the first half, but the Falcons got rolling in the second half. Quarterback Bart Weiss, named the game's Most Valuable Player, was the ringleader as Air Force won the battle, 23-7.

Who will ever forget The Kick? It ended perhaps the most stirring bowl game of the 1986 season as Virginia Tech's Chris Kinzer booted a 40-yard field goal to vault the Hokies past North Carolina State in the New Peach Bowl. The 25-24 victory came with no time showing on the clock and provided Tech with one of its top

moments in football history.

The winning drive started with 1:53 remaining in the game. Tech covered 57 yards in 11 plays to move to the State 23-yard line. In the drive, Tech converted a crucial fourth-and-three to move to the N.C. State 28-yard line with 15 seconds remaining. Tech was whistled for holding on the next play, which forced the Hokies to try for a game-winning touchdown pass. Tech wingback David Everett was interfered with by a Wolfpack defender at the goal line and that set up the big moment for Kinzer.

Almost as dynamic was Tech's 45-20 win over Indiana of the Big Ten Conference in the 1993 Independence Bowl game.

The last minute of the first half of the Independence Bowl will be most remembered for its unbelievable action-packed ending. Virginia Tech was leading Indiana, 14-13, with only 35 seconds left until halftime. Indiana had the ball on the Tech 49-yard line, when DeWayne Knight exploded through the IU offensive line to cause a fumble. J.C. Price had his hands on the ball but could not control it. That is when Lawrence Lewis got "the world's greatest bounce," returning the loose ball 20 yards for a touchdown to give Tech a 21-13 lead over the Hoosiers.

The Hokies, however, were not finished with their dramatics. Tech's Jeff Holland blocked a Hoosiers' field goal try with no time left in the first half and Antonio Banks settled under the ball and raced 80 yards for a score to give the Hokies a 28-13 halftime lead.

At the end of the 1994 season, the Hokies fell to a tough Tennessee team, 45-23, in a transplanted Gator Bowl contest at Florida Field in Gainesville.

The high-powered Volunteer offense totaled 495 yards in the affair behind quarterback Peyton Manning (Archie's son) and their highly-touted tailback James (Little Man) Stewart. Stewart, Tennessee's all-time leading rusher, ran for three touchdowns and threw for another score en route to earning the game's Most



Chris Kinzer's game-winning kick in the 1986 Peach Bowl gave Tech its first bowl win.

2005 SUGAR BOWL

Valuable Player award.

Tech's Dwayne Thomas would not be outdone, dazzling the 62,200 fans in attendance by rushing 19 times for 102 yards and one touchdown. Thomas had a 1-yard burst for a score in the second quarter and rambled 27 yards to set up Maurice DeShazo's 7-yard touchdown run in the third quarter.

Tech's 28-10 Nokia Sugar Bowl victory over Texas in 1995 stands alone as the Hokies' biggest win in football postseason play. But the Techmen always seem to find a way to create a special brand of excitement anytime they line up in a bowl game.

The 1995 Sugar Bowl was special, indeed. It was, at the time, the most prestigious bowl appearance ever for the Hokies and they made the most of it. Tech overcame a 10-point deficit to beat Texas and score one of the most stirring victories in the school's athletic history.

The momentum changed dramatically when game MVP Bryan Still returned a punt 60 yards for a Tech touchdown with 2:34 left in the first half.

Tech gained a lead in the third quarter (14-10) on a 1-yard plunge by Marcus Parker. Then Still got back into the act. He hauled in a 54-yard touchdown pass from quarterback Jim Druckenmiller on a play that spelled doom for the Longhorns.

It was Tech's defense that accounted for the team's final touchdown with 5:06 left in the game. All-American Cornell Brown picked up his second sack of the game, causing a fumble. Tackle Jim Baron scooped up the ball and ran 20 yards to score.

In 1996, the Hokies played Nebraska in another Alliance bowl, the FedEx Orange Bowl. That game, too, was a pressure cooker from start to finish. Nebraska won, 41-21, but led by only three points at 24-21 late in the third quarter.

The Hokies made their second trip to the Gator Bowl following the 1997 season to face North Carolina.

The Tar Heels impressed a crowd of 54,116 at Alltel Stadium by passing for 318 yards and grinding out 124 on the ground on the way to a 42-3 victory. Tech was held to a total of 185 yards,



Michael Vick caught the nation's attention when Tech played for the national championship following the 1999 season.

its lowest total of the season. The Hokies' only points came on a 40-yard field goal by Shayne Graham late in the third quarter.

Tech bounced back strong in 1998 by capping a 9-3 season with an eye-opening, 38-7, victory over Alabama in the inaugural Music City Bowl in Nashville. A sellout crowd braved freezing rain and a wind chill that dipped below 15 degrees to watch Tech post its first-ever win against Alabama.

The winning margin was the largest ever in a bowl game for the Hokies, while the losing margin was the second-worst in a bowl game for the Tide. Tech clinging to a 10-7 lead at halftime before pulling away in the second half behind the defensive and special teams play of bowl MVP Corey Moore. The junior defensive end forced an interception that set up a Tech touchdown midway

through the third quarter. Minutes later, he blocked an Alabama punt to pave the way for another Hokie TD. Tech went on to secure the win with two more touchdowns in the fourth quarter.

In the 1999 season, after a perfect 11-0 regular season campaign, the Hokies returned to the Nokia Sugar Bowl — this time to play for the national championship.

Tech once again put on a great show after a furious comeback led by quarterback Michael Vick. The Hokies led heavily favored Florida State heading into the fourth quarter before falling to the top-ranked Seminoles, 46-29.

For the second time in school history, the Hokies appeared in the same bowl back-to-back when they made the trip to the Gator Bowl in both 2001 and 2002.

Nearly 20,000 Hokie faithful

watched Michael Vick play his last game in a Tech uniform in the 2001 game in Jacksonville, Fla., against Clemson. Tailback Lee Suggs ran for three scores and the defense limited the Tigers to 88 yards rushing as the Hokies earned the fifth bowl win in school history. Tech capped off its 10-1 season with 41-20 victory over Clemson.

Despite André Davis' 158 receiving yards in his final game as a Hokie, Tech was unable to hold off Florida State and lost the 2002 Gator Bowl, 30-17. The senior class that joined Davis in its last game at the Gator Bowl went down as the winningest class in school history with a 39-9 record.

The Hokies took their show to the West Coast following the 2002 season and captured a win in the Diamond Walnut San Francisco Bowl. Tech's 20-13 win over Air Force gave the Hokies a 10-4 final record and marked the third time in four years that Tech had posted 10 or more victories. Tech quarterback Bryan Randall was named the game's most valuable offensive player. He completed 18-of-23 passes for 177 yards and did not have any turnovers.

Last season, the California Bears defeated Virginia Tech 52-49 in the 2003 Insight Bowl, which was held in front of 42,364 fans at Bank One Ballpark in Phoenix, Ariz. Cal kicker Tyler Frederickson made a 35-yard field goal on the final play of the game that lifted the Bears past the Hokies. The Hokies, who were playing in their 11th-consecutive bowl game, finished the season 8-5 overall.

The loss overshadowed a brilliant game by Tech's offense. Bryan Randall had four touchdown passes and a rushing TD, accounting for five of Tech's seven scores. Keith Willis became the first Tech player ever to catch two touchdown passes in a bowl game, while Ernest Wilford broke Antonio Freeman's career mark for receptions. Kevin Jones, who played in his final game as a Hokie before heading to the NFL, led the Hokie rushing attack with 16 carries for 153 yards and one touchdown.

2004 ACC CHAMPION

2005 SUGAR BOWL



Bowl Superlatives

LONGEST RUN FROM SCRIMMAGE: 77 yds., tb Maurice Williams vs. N.C. State, 1986 Peach
Opponent: 79 yds., tb Steve Hindman, Mississippi, 1968 Liberty (TD)

LONGEST PASS COMPLETION: 55 yds., qb Michael Vick to fl André Davis vs. Clemson, 2001 Gator;
qb Grant Noel to fl André Davis vs. Florida State, 2002 Gator (TD)
Opponent: 77 yds., qb Chris Rix to se Javon Walker, Florida State, 2002 Gator (TD)

LONGEST PUNT RETURN: 60 yds., Bryan Still vs. Texas, 1995 Sugar (TD)
Opponent: 59 yds., Peter Warrick, Florida State, 2000 Sugar (TD)

LONGEST KICKOFF RETURN: 63 yds., André Kendrick vs. Florida State, 2000 Sugar
Opponent: 51 yds., Jermaine Chaney, Indiana, 1993 Independence

LONGEST INTERCEPTION RETURN: 27 yds., cb Anthony Midget vs. Alabama, 1998 Music City (TD);
cb Ronyell Whitaker vs. Clemson, 2001 Gator
Opponent: 70 yds., mon Robert Bailey, Mississippi, 1968 Liberty (TD)

LONGEST PUNT: 62 yds., Gene Fisher vs. Miami, 1966 Liberty
Opponent: 63 yds., Mark Simon, Air Force, 1984 Independence

LONGEST FIELD GOAL: 46 yds., Chris Kinzer vs. N.C. State, 1986 Peach
Opponent: 52 yds., Phil Dawson, Texas, 1995 Sugar

MOST RUSHING CARRIES: 27, tb Cyrus Lawrence vs. Miami, 1981 Peach
Opponent: 29, qb Bart Weiss, Air Force, 1984 Independence

MOST RUSHING YARDS: 153, tb Kevin Jones vs. California, 2003 Insight
Opponent: 121, tb Steve Hindman, Mississippi, 1968 Liberty

MOST RUSHING TOUCHDOWNS: 3, tb Lee Suggs vs. Clemson, 2001 Gator
Opponent: 3, James Stewart, Tennessee, 1994 Gator

MOST PASSING ATTEMPTS: 34, Jim Druckenmiller, 1995 Sugar;
Bryan Randall vs. California, 2003 Insight
Opponent: 36 James Brown, Texas, 1995 Sugar

MOST PASSING COMPLETIONS: 24, Bryan Randall vs. California, 2003 Insight
Opponent: 27, Aaron Rodgers, California, 2003 Insight

MOST PASSING YARDS: 398, Bryan Randall vs. California, 2003 Insight
Opponent: 394, Aaron Rodgers, California, 2003 Insight



Quarterback Bryan Randall set numerous marks for bowl superlatives during last year's Insight Bowl.

BOWL RESULTS

1947 Sun Bowl
Cincinnati 18, Virginia Tech 6

1966 Liberty Bowl
Miami (Fla.) 14, Virginia Tech 7

1968 Liberty Bowl
Mississippi 34, Virginia Tech 17

1980 Peach Bowl
Miami (Fla.) 20, Virginia Tech 10

1984 Independence Bowl
Air Force 23, Virginia Tech 7

1986 Peach Bowl
Virginia Tech 25, N. C. State 24

1993 Independence Bowl
Virginia Tech 45, Indiana 20

1994 Gator Bowl
Tennessee 45, Virginia Tech 23

1995 Sugar Bowl
Virginia Tech 28, Texas 10

1996 Orange Bowl
Nebraska 41, Virginia Tech 21

1998 Gator Bowl
North Carolina 42, Virginia Tech 3

1998 Music City Bowl
Virginia Tech 38, Alabama 7

2000 Sugar Bowl
Florida State 46, Virginia Tech 29

2001 Gator Bowl
Virginia Tech 41, Clemson 20

2002 Gator Bowl
Florida State 30, Virginia Tech 17

2002 San Francisco Bowl
Virginia Tech 20, Air Force 13

2003 Insight Bowl
California 52, Virginia Tech 49

MOST TOUCHDOWN PASSES THROWN: 4, Bryan Randall vs. California, 2003 Insight
Opponent: 4, Chris Weinke, Florida State, 2000 Sugar

MOST RECEPTIONS: 8, se Ernest Wilford vs. California, 2003 Insight
Opponent: 7, wr Rod Gardner, Clemson, 2001 Gator

MOST YARDS ON RECEPTIONS: 158, fl André Davis vs. Florida State, 2002 Gator
Opponent: 195, se Javon Walker, Florida State, 2002 Gator

MOST TOUCHDOWNS BY RECEPTIONS: 2, te Keith Willis vs. California, 2003 Insight
Opponent: 2, fl Thomas Lewis, Indiana, 1993 Independence; wr Octavus Barnes, North Carolina, 1998 Gator; wr Peter Warrick, Florida State, 2000 Sugar; wr Ron Dugans, Florida State, 2000 Sugar; se Javon Walker, Florida State, 2002 Gator

MOST YARDS TOTAL OFFENSE: 390, qb Bryan Randall vs. California, 2003 Insight
Opponent: 424, qb Aaron Rodgers, California, 2003 Insight

MOST POINTS: 18, tb Lee Suggs vs. Clemson, 2001 Gator
Opponent: 20, wr Peter Warrick, Florida State, 2000 Sugar

MOST FIELD GOALS MADE: 2, Chris Kinzer vs. N.C. State, 1986 Peach; Carter Warley vs. Air Force (2002 SFBowl)
Opponent: 3, Xavier Beitia, Florida State, 2002 Gator

MOST TACKLES: 15, lb Ashley Lee vs. Miami, 1981 Peach; lb Vince Daniels vs. Air Force, 1984 Independence
Opponent: 17, lb Pat Teague, N.C. State, 1986 Peach

MOST INTERCEPTIONS: 2, db Floyd Bowles vs. Cincinnati, 1947 Sun; rov Torrian Gray vs. Texas, 1995 Sugar
Opponent: 1, 18 different players

MOST INTERCEPTION RETURN YARDS: 27, cb Anthony Midget vs. Alabama, 1998 Music City;
cb Ronyell Whitaker vs. Clemson, 2001 Gator
Opponent: 70, mon Robert Bailey, Mississippi, 1968 Liberty

MOST KICKOFF RETURN YARDS: 142, Mike Imoh vs. California, 2003 Insight
Opponent: 89, Troy Russell, N.C. State, 1986 Peach

MOST PUNT RETURN YARDS: 88, Ike Charlton vs. Florida State, 2000 Sugar
Opponent: 89, Shawn Summers, Tennessee, 1994 Gator

BEST PUNTING AVERAGE: 46.7 yds., Jimmy Kibble vs. Alabama, 1998 Music City
Opponent: 44.5 yds., Jesse Kosch, Nebraska, 1996 Orange

100-YARD RUSHING PERFORMANCES: Kevin Jones (153 yds. vs. California, 2003 Insight); Ken Oxendine (150 yds. vs. Nebraska, 1996 Orange); Cyrus Lawrence (134 yds., vs. Miami, 1981 Peach); Maurice Williams (129 yds., vs. N.C. State, 1986 Peach); Ken Edwards (119 yds., vs. Mississippi, 1968 Liberty); Eddie Hunter (113 yds., vs. N.C. State, 1986 Peach); Dwayne Thomas (102 yds., vs. Tennessee, 1994 Gator)
Opponent: Steve Hindman (121 yds., Mississippi, 1968 Liberty); Mal Crite (101 yds., N.C. State, 1986 Peach); Greg Jones (120 yds., Florida State, 2002 Gator)

BLOCKED PUNTS: John Maskas (vs. Cincinnati, 1947 Sun); Jimmy Richards (vs. Miami, 1966 Liberty, set up TD); Keion Carpenter (vs. Alabama, 1998 Music City); Corey Moore (vs. Alabama, 1998 Music City, set up TD)
Opponent: Derrick Taylor (N.C. State, 1986 Peach, resulted in TD); Quinton Savage (North Carolina, 1998 Gator, resulted in TD); Tommy Polley (Florida State, 2000 Sugar, resulted in TD); Marcello Church (Florida State, 2002 Gator, set up TD)

MISCELLANEOUS TOUCHDOWNS: 1, Lawrence Lewis vs. Indiana, 1993 Independence, returned fumble 20 yds.; Antonio Banks vs. Indiana, 1993 Independence, returned blocked field goal 80 yds.; Jim Baron vs. Texas, 1995 Sugar, returned fumble 20 yds.
Opponent: 1, Brian Bulluck, N.C. State, 1986 Peach, recovered blocked punt for TD; Jason Peter, Nebraska, 1996 Orange, returned fumble 31 yds.; Dré Bly, North Carolina, 1998 Gator, returned blocked punt 6 yds.; Greg Ellis, North Carolina, 1998 Gator, recovered fumble for TD.



Team Bowl Marks

Tech Offensive High and Low Marks

	BEST	WORST
FIRST DOWNS	29 vs. N.C. State, 1986 Peach	7 vs. Miami, 1966 Liberty
Rushing	15 vs. N.C. State, 1986 Peach	4 vs. Miami, 1966 Liberty
Passing	18 vs. California, 2003 Insight	0 vs. Mississippi, 1968 Liberty
RUSHING YARDS	330 vs. Mississippi, 1968 Liberty	34 vs. Cincinnati, 1947 Sun
PASSING YARDS	398 vs. California, 2003 Insight	2 vs. Mississippi, 1968 Liberty
TOTAL OFFENSE	551 vs. California, 2003 Insight	111 vs. Miami, 1966 Liberty
OFFENSIVE PLAYS	90 vs. N.C. State, 1986 Peach	56 vs. Miami, 1966 Liberty
Rushing Att.	60 twice (1968 Liberty, 1986 Peach)	26 vs. California, 2003 Insight
Passing Att.	38 vs. Tennessee, 1994 Gator	7 vs. Mississippi, 1968 Liberty
PASSES COMPLETED	24 vs. California, 2003 Insight	1 vs. Mississippi, 1968 Liberty
PASSES HAD INTERCEPTED	0 five times (1996 Orange, 1998 Gator, 2000 Sugar, 2002 SF, 2003 Insight)	2 vs. seven teams
FUMBLES LOST	0 four times (1947 Sun, 1981 Peach, 1998 Music City, 2003 Insight)	3 three times (1968 Liberty, 1998 Gator, 2000 Sugar)
YARDS PENALIZED	20 vs. Clemson, 2001 Gator	120 vs. Mississippi, 1968 Liberty
POINTS SCORED	49 vs. California, 2003 Insight	3 vs. North Carolina, 1998 Gator
RUSHING TOUCHDOWNS	5 vs. Clemson, 2001 Gator	0 twice (1996 Orange, 1998 Gator)
PASSING TOUCHDOWNS	4 vs. California, 2003 Insight	0 vs. eight teams
POINTS IN A QUARTER	21 vs. Indiana, 1993 Independence (2nd quarter), 2003 Insight (1st & 3rd)	
POINTS IN A HALF	28 vs. Indiana, 1993 Independence (1st half); vs. Alabama, 1998 Music City (2nd half); vs. California, 2003 Insight (1st half)	0 vs. four teams

Tech Defensive High and Low Marks

	BEST	WORST
FIRST DOWNS	11 twice (1966 Liberty, 1993 Independence)	27 vs. California, 2003 Insight
Rushing	3 twice (1966 Liberty, 1993 Independence)	15 vs. Nebraska, 1996 Orange
Passing	2 vs. Air Force, 1984 Independence	17 vs. California, 2003 Insight
RUSHING YARDS	20 vs. Indiana, 1993 Independence	369 vs. Cincinnati, 1947 Sun
PASSING YARDS	49 vs. Air Force, 1984 Independence	394 vs. California, 2003 Insight
TOTAL OFFENSE	163 vs. Miami, 1966 Liberty	530 vs. California, 2003 Insight
OFFENSIVE PLAYS	56 vs. N.C. State, 1986 Peach	79 vs. Clemson, 2001 Gator
Rushing Att.	23 vs. Florida State, 2000 Sugar	55 vs. Air Force, 1984 Independence
Passing Att.	7 vs. Air Force, 1984 Independence	44 vs. Clemson, 2001 Gator
PASSES COMPLETED	4 vs. Air Force, 2002 San Francisco Bowl	27 vs. California, 2003 Insight
PASSES INTERCEPTED	3 three times (1947 Sun, 1995 Sugar, 1998 Music City)	0 vs. seven teams
FUMBLES RECOVERED	2 vs. three teams	0 vs. nine teams
POINTS GIVEN UP	7 vs. Alabama, 1998 Music City	52 vs. California, 2003 Insight
RUSHING TDS ALLOWED	0 six times (1986 Peach, 1993 Independence)	5 vs. California, 2003 Insight
PASSING TDS ALLOWED	0 vs. four teams	4 vs. Florida State, 2000 Sugar
POINTS GIVEN UP (QUARTER)		21 twice (1994 Gator, 2003 Insight)
POINTS GIVEN UP (HALF)	0 three times (1966 Liberty, 1995 Sugar, 1998 Music City)	35 vs. Tennessee, 1994 Gator

LONGEST TOUCHDOWN DRIVE BY TECH: 80 yards vs. Miami, 1981 Peach; vs. Tennessee, 1994 Gator; vs. Nebraska, 1996 Orange (twice); vs. Florida State, 2000 Sugar (twice); vs. Clemson, 2001 Gator; vs. California, 2003 Insight (three times)

LONGEST TOUCHDOWN DRIVE BY AN OPPONENT: 99 yards by Miami, 1981 Peach

DeAngelo Hall's 52-yard punt return for a TD in the 2003 Insight Bowl helped Tech to its highest point total in a bowl game.



Anthony Midget (shown returning an interception for a touchdown) and the rest of the Tech defense held Alabama to seven points in the 1998 Music City Bowl.

2005 SUGAR BOWL


2004 ACC CHAMPION



Hokie Career Leaders



Vinnie Burns



Mike Imoh



Richard Johnson



Bryan Randall

Total Offense

Pos.	Name	Yrs. Played	Plays	Tot. Yds.
qb	Bryan Randall	2001-	1195	7690
qb	Maurice DeShazo	1991-94	1026	6105
qb	Don Strock	1970-72	974	5871
qb	Will Furrer	1988-91	1047	5782
qb	Steve Casey	1978-81	982	4987
qb	Jim Druckenmiller	1993-96	725	4634
qb	Michael Vick	1999-00	525	4276
qb	Mark Cox	1981-85	754	3890
tb	Cyrus Lawrence	1979-82	844	3767
tb	Kevin Jones	2001-03	616	3475
rb	Roscoe Coles	1974-77	658	3458
qb	Bob Schweickert	1962-64	603	3448
qb	Al Clark	1995-98	547	3190
rb-qb	Phil Rogers	1973-75	589	3025

Scoring

Pos.	Name	Yrs. Played	TDs	EPK/other	FGs	TP
pk	Shayne Graham	1996-99	0	167	68	371
tb	Lee Suggs	1999-02	56			336
pk	Carter Warley	2000-03		190	39	307
pk	Ryan Williams	1991-94	0	137	39	254
pk	Chris Kinzer	1985-88	0	93	47	234
pk	Don Wade	1981-84	0	98	42	224
tb	Kevin Jones	2001-03	35			210
rb	James Barber	1971-73	30			180
tb	Cyrus Lawrence	1979-82	30			180
rb	Roscoe Coles	1974-77	29	1		176

Rushing

Pos.	Name	Yrs. Played	Carries	Tot. Yds.
tb	Cyrus Lawrence	1979-82	843	3767
tb	Kevin Jones	2001-03	616	3475
rb	Roscoe Coles	1974-77	656	3459
tb	Maurice Williams	1983-86	550	2981
tb	Lee Suggs	1999-02	535	2767
tb	Dwayne Thomas	1992-95	576	2696
tb	Ken Oxendine	1994-97	526	2645
tb	Eddie Hunter	1983-86	466	2523
rb-qb	Phil Rogers	1973-75	528	2461
tb	Vaughn Hebron	1989-92	481	2327
tb	Shyrone Stith	1996-99	448	2292
tb	Tony Kennedy	1989-92	535	2259
tb	Terry Smoot	1967-69	510	2116
rb	James Barber	1971-73	454	2052
fb	Paul Adams	1972-76	470	1984
tb	Kenny Lewis	1976-79	358	1928
qb	Bob Schweickert	1962-64	337	1723
fb	Sonny Utz	1962-64	375	1605
tb	Tommy Francisco	1964-66	366	1555
qb	Bryan Randall	2001-	400	1481
fb	Mickey Fitzgerald	1976-79	303	1449

Passing

Name	Yrs. Played	Comp-Att.	TDs	Tot. Yds.
Bryan Randall	2001-	469-795	46	6209
Don Strock	1970-72	440-829	29	6009
Will Furrer	1988-91	494-920	43	5915
Maurice DeShazo	1991-94	397-745	47	5720
Jim Druckenmiller	1993-96	313-582	34	4383
Steve Casey	1978-81	342-647	29	4299
Mark Cox	1981-85	281-518	22	3526
Michael Vick	1999-00	177-313	20	3074
Erik Chapman	1985-87	234-458	20	2996
Todd Greenwood	1982-85	234-443	16	2721

Pass Receiving

Pos.	Name	Yrs. Played	Cgt.	TDs	Yds.
se	Ernest Wilford	2000-03	126	11	2052
se	Antonio Freeman	1991-94	121	22	2207
wr	Ricky Scales	1972-74	113	18	2272
flk	André Davis	1998-01	103	18	1986
se	Mike Giacalone	1979-82	103	10	1384
se	Myron Richardson	1986-89	100	9	1541
se	Donald Snell	1983-86	92	7	1409
te	Mike Burnop	1970-72	90	5	1141
wb	Sidney Snell	1978-80	86	15	1274
te	Steve Johnson	1984-87	84	8	1058

Interceptions

Pos.	Name	Yrs. Played	Int.	TDs	Ret.Yds.
cb-s	Gene Bunn	1976-78	18	0	106
cb	Tyronne Drakeford	1990-93	16	1	144
s	Willie Pile	1999-02	14	2	270
hb	Ron Davidson	1966-68	13	0	174
s	Lenny Smith	1968-70	13	0	120
lb	Mike Widger	1967-69	12	3	220
cb	John Granby	1987-91	12	0	98
lb	Mike Johnson	1980-83	11	1	173
fs	Ashley Lee	1980-84	11	2	351
cb-fs	William Yarborough	1992-95	11	0	30

Punting

Name	Yrs. Kicked	No.	Yds.	Avg.
George Roberts	1976-77	128	5345	41.8
Dave Smigelsky	1978-80	172	7065	41.1
Jimmy Kibble	1996-99	180	7372	41.0
Vinnie Burns	2001-	232	9211	39.7
Jack Williams	1951-53	157	6229	39.7
Robbie Colley	1991-94	169	6676	39.5
Jack Simcsak	1968-70	210	8257	39.3
Andy Hromyak	1970-72	115	4513	39.2
David Cox	1982-85	173	6785	39.2

Punt Return Yardage

Name	Yrs. Played	No.	Yds.	TDs	Avg.
André Davis	1998-01	55	872	4	15.9
DeAngelo Hall	2001-03	56	839	5	15.0
John Ludlow	1979-82	136	837	0	6.2
Frank Loria	1965-67	61	813	4	13.3
Billy Myers	1984-87	90	750	0	8.3
Angelo Harrison	1995-98	73	697	0	9.5
Antonio Freeman	1991-94	63	651	1	10.3
Bo Campbell	1989-92	67	587	0	8.8
Billy Anderson	1952-54	43	557	1	13.0
Ricky Hall	1998-99	41	534	1	13.0
Billy Hardee	1973-75	63	529	1	8.4

Kickoff Return Yardage

Name	Yrs. Played	No.	Yds.	TDs	Avg.
Jon Jeffries	1987-91	67	1447	1	21.6
Bob Thomas	1981-84	51	1088	0	21.3
Marcus Mickel	1988-91	47	963	1	20.5
Eddie Hunter	1983-86	38	889	1	23.4
Dickie Longerbeam	1965-68	34	842	1	24.8
Billy Hardee	1973-75	37	833	1	22.5
Mike Imoh	2002-	30	805	1	26.8
Tommy Francisco	1964-66	34	789	1	23.2
Rich Matijevich	1969-71	36	780	1	21.7
Richard Johnson	2001-	35	752	0	21.5
Sonny Utz	1962-64	33	741	0	22.5
Larry Fallen	1976-78	32	689	1	21.5

Longest Yards Since 1954

Running Plays

Yds.	Player	Opponent	Date
96	qb Bob Schweickert	Wake Forest	11/10/62
89	rb Roscoe Coles	Auburn	10/4/75
88	fb Ken Edwards	Florida State	11/2/68
87	tb Kevin Jones	Temple	11/10/01
82	hb Phil Rogers	VMI	11/15/75
82	qb Michael Vick	Boston College	9/30/00
81	qb Al Clark	Rutgers	8/30/97
80	tb Kevin Jones	Pittsburgh	11/8/03
77	qb Warren Price	William and Mary	9/16/61
77n	tb Tommy Francisco	Wake Forest	9/18/65
77	qb David Lamie	William and Mary	10/8/77
76	fb George Constantinides	Richmond	10/21/67
76	fb Jarrett Ferguson	Syracuse	11/14/98
75	qb Michael Vick	Temple	11/20/99
75	qb Bryan Randall	Syracuse	10/11/03

Pass Plays

Yds.	Players (Opponent)	Date
91	qb Steve Casey to wb Sidney Snell (VMI)	11/17/79
88	qb Erik Chapman to se Donald Wayne Snell (UR)	11/8/86
87	qb Bryan Randall to se Ernest Wilford (Syracuse)	11/9/02
87n	qb Bryan Randall to te Keith Willis (Syracuse)	11/9/02
85n	qb Jim Druckenmiller to fl Bryan Still (Pittsburgh)	9/30/95
83	qb Treg Koel to se Antonio Freeman (West Va.)	9/26/92
80	hb Phil Rogers to wr Ricky Scales (Virginia)	10/20/73
80	qb Jim Druckenmiller to fl Bryan Still (Boston College)	9/7/95
80	qb Al Clark to fl Marcus Gildersleeve (Rutgers)	8/30/97
80	qb Bryan Randall to Eddie Royal (Georgia Tech)	10/28/04
78	qb Don Strock to se Jimmy Quinn (Ohio Univ.)	10/23/71
78	qb Will Furrer to tb Vaughn Hebron (West Va.)	10/6/90
75	qb Bryan Randall to se Ernest Wilford (Syracuse)	11/9/02
74	qb Rick Popp to wr Billy Hardee (S. Carolina)	10/6/73
74	qb David Lamie to wb Dennis Scott (VMI)	11/18/78
74	qb Michael Vick to fl André Davis (Rutgers)	10/9/99

OPPONENTS LONGEST PLAYS

- Longest run from scrimmage:** 97 yards, rb Larry Key of Florida State, Nov. 20, 1976, at Tallahassee.
- Longest pass completion:** 97 yards, qb Tim Hasselbeck to wr Dedrick Dewalt of Boston College, Nov. 26, 1999, at Blacksburg.
- Longest kickoff return:** 100 yards, Leon Bright of Florida State, Nov. 16, 1974, at Tallahassee and Jim Stewart of Tulsa, Nov. 6, 1976, at Blacksburg.
- Longest punt return:** 89 yards, Tommy Warner of Tulane, Sept. 20, 1957, at New Orleans.
- Longest interception return:** 99 yards, Marcus Mauney of West Virginia, Nov. 23, 1974, at Blacksburg.
- Longest field goal:** 56 yards, Ken Stadlin of Virginia, Sept. 29, 1984, at Blacksburg.
- Longest punt:** 78 yards, Mark Fazzolari of West Virginia, Nov. 6, 1999, at Morgantown.



Eddie Royal

Punt Returns

Yds.	Player	Opponent	Date
95	Frank Loria	Miami (Fla.)	11/4/67
87	André Davis	East Carolina	9/7/00
82	Bob Schweickert	VMI	11/28/63
80	Frank Loria	Geo. Washington	9/24/66
80	Frank Loria	Florida State	10/29/66
80	Antonio Freeman	Pittsburgh	10/22/94
77n	Billy Hardee	Virginia	10/19/74
76	André Davis	West Virginia	10/12/00

Kickoff Returns

Yds.	Player	Opponent	Date
100	Larry Fallen	Clemson	10/7/78
99	Tommy Walker	VMI	11/28/63
99	Eddie Hunter	South Carolina	10/11/86
96	Terry Strock	Virginia	10/21/61
96	Billy Hardee	South Carolina	10/6/73
95	Dickie Longerbeam	Richmond	9/25/65
93	Tommy Francisco	VMI	11/25/65

Interception Returns

Yds.	Player	Opponent	Date
100	s Keion Carpenter	Miami	11/16/96
98	lb Jamel Smith	Rutgers	11/21/98
96	fs Willie Pile	Miami	12/7/02
95	s Kirk Alexander	Cincinnati	10/19/91
94	s Ashley Lee	Vanderbilt	11/12/83
90	lb Randy Cockrell	Navy	10/3/87
88n	hb Johnny Watkins	William & Mary	10/15/60
88	fs Ashley Lee	Vanderbilt	11/12/83
87	lb Clarence Culpepper	William & Mary	9/23/67
85	lb Mike Johnson	Appalachian St.	10/23/82
85	rov Pierson Prioleau	Boston College	10/8/98

Field Goals

Yds.	Player	Opponent	Date
61	c Wayne Latimer	Florida State	10/11/75
59	c Dave Strock	So. Mississippi	11/4/72
56	s Paul Engle	Virginia	10/15/77
55	c Jack Simcsak	Kentucky	10/11/69
55	c Dave Strock	So. Mississippi	11/4/72
53	s Shayne Graham	Clemson	9/12/98
55	c Wayne Latimer	Virginia	10/20/73
53	c Dave Strock	Oklahoma State	10/14/72
52	s Shayne Graham	Pittsburgh	10/30/99
51	c Wayne Latimer	Houston	10/12/73

Punts

Yds.	Player	Opponent	Date
78	Gene Fisher	at West Virginia	10/28/67
75	Jimmy Kibble	at Pittsburgh	11/22/97
71	Bill Renner	Appalachian State	10/24/81
70	Jack Simcsak	at Richmond	10/4/69

n: non-scoring plays c: conventional-style s: soccer style

The Last Time ...

A punt was returned for a touchdown:

- VT Dec. 26, 2003 DeAngelo Hall vs. Cal at Phoenix, Ariz., 52 yards.
- Opp. Oct. 10, 2002 Jamal Burke of Boston College, at Chestnut Hill, 83 yards.

A kickoff was returned for a touchdown:

- VT Sept. 27, 2003 Mike Imoh vs. UConn, at Blacksburg, 91 yards.
- Opp. Nov. 13, 1993 Jeyson Wilson of Syracuse, at Blacksburg, 86 yards.

A pass interception was returned for a touchdown:

- VT Nov. 18, 2004 Jimmy Williams vs. Maryland, at Blacksburg, 34 yards.
- Opp. Oct. 4, 2003 Jarvis Johnson of Rutgers, at Piscataway, 47 yards.

A punt was blocked:

- VT Sept. 11, 2004 Darryl Tapp vs. Western Michigan, at Blacksburg.
- Opp. Nov. 6, 2004 Tom O'Leary of North Carolina, at North Carolina.

A punt was blocked for a touchdown:

- VT Sept. 27, 2003 Nathaniel Adibi blocked a UConn punt and Chris Clifton returned for a TD, at Blacksburg.
- Opp. Nov. 6, 2004 Tom O'Leary of North Carolina blocked punt and D.J. Walker returned for TD, at North Carolina.

A safety was recorded:

- VT Oct. 28, 2004 Georgia Tech quarterback ran out of end zone, at Georgia Tech.
- Opp. Oct. 27, 2001 Tech quarterback tackled in end zone by Syracuse, at Blacksburg.

A fumble was recovered for a touchdown:

- VT Oct. 16, 1999 Tee Butler vs. Syracuse, at Blacksburg.
- Opp. Sept. 23, 1978 Tim Wood of Auburn, at Blacksburg.

A fumble or intercepted fumble was returned for a touchdown:

- VT Sept. 11, 2004 Jason Lallis vs. Western Michigan, at Blacksburg, returned fumble 28 yards.
- Opp. Oct. 12, 2000 Ben Meighan of West Virginia, at Blacksburg, returned fumble 36 yards.

Teammates rushed for 100 yards in same game:

- VT Oct. 19, 2002 Lee Suggs (197) and Kevin Jones (132) vs. Rutgers, at Blacksburg.
- Opp. Oct. 1, 1994 Malcolm Thomas (185) and Kirby Dar Dar (108) of Syracuse, at Syracuse.

A QB surpassed the century mark in rushing and passing in one game:

- VT Dec. 7, 2002 Bryan Randall (132 yards rushing, 165 yards passing) vs. Miami, at Miami.
- Opp. Nov. 15, 2003 Walter Washington (151 yds. rushing; 156 yds. passing) of Temple, at Philadelphia.

Atlantic Coast Conference

Virginia Tech Wins Championship in Inaugural Season

As Virginia Tech and Miami began their first season in the Atlantic Coast Conference, few people expected the two newcomers to break the stranglehold Florida State had held on the ACC championship since its inception into the league in 1991.

Going into the last weekend of the season, however, the newcomers were the ones holding all the cards. On Dec. 4, 2004, the Hokies and Hurricanes took the field, battling for the conference championship. With a 16-10 win, Tech captured the crown outright, finishing the season with eight straight wins en route to a 10-2 overall record and 7-1 ACC mark in its inaugural season. The Hokies' only league loss was to North Carolina State by a single point, 17-16. Tech's other loss was to No. 1 Southern California.

The turning point in the season could have come while playing non-conference rival West Virginia. After the loss to the Wolfpack, the Hokies rebounded by knocking off then-No. 6 WVU,

19-13. The win started a streak that carried Tech through the end of the season, ensuring the ACC championship along the way.

Throughout much of the country, expectations weren't high for Virginia Tech football as it entered the ACC. Most of the preseason publications and reports had the Hokies finishing as far down as sixth in the expanded ACC. One even picked Tech eighth. After a 2-2 start, however, Virginia Tech rose from the ranks of also-ran to champion of the coveted ACC.

With their blue-collar, lunch pail mentality, the Hokies allowed just eight touchdowns during their six remaining ACC games, capping their championship run with back-to-back victories over then-No. 16 in-state rival Virginia and then-No. 9 Miami.

On April 16, 2003, the country found out that the ACC was going to expand, but no one knew who the new teams were going to be. Just over two months later, after an

unexpected whirlwind of twists and turns, Virginia Tech and Miami – both members of the BIG EAST – accepted invitations to become the 10th and 11th members of the ACC beginning in 2004-05. In October 2003, Boston College accepted an invitation to become the conference's 12th member starting with the 2005-06 academic year.


"Virginia Tech has finally come home," said Tech AD Jim Weaver. "This membership is something that the fan base, alumni and the friends of Virginia Tech have wanted for a long time. We've had prior relationships with these institutions for many years and this is something our fans are excited about."

Over the course of the 2004 season, Atlantic Coast Conference teams have occupied slots in The Associated Press Top 25 poll 61 times and have held spots in the *USA Today*/Coaches poll 68 times. Virginia Tech has been ranked in both polls during each of the last eight voting periods, starting at No. 23 on October 18. The teams in the league have combined for 27 appearances in the top 10 of

The Associated Press and 25 times in the *USA Today*/Coaches poll, including the Hokies' ranking of 10th and ninth in the last two polls.

While seven of the 11 schools attained bowl eligibility, the conference will send six teams to postseason play. Florida State, Georgia Tech, North Carolina and Virginia will be joining Tech and Miami in bowl games. Clemson also won the necessary six games, but chose not to accept any invitations to the postseason.

By winning the ACC title, the ninth-ranked Hokies have earned the right to face No. 3 Auburn in the Sugar Bowl. No. 17 Florida State has accepted a bid to the Gator Bowl and will face West Virginia in Jacksonville, Fla. Georgia Tech will participate in the Champs Sports Bowl in Orlando, Fla., against Syracuse. No. 14 Miami will play No. 20 Florida in the Peach Bowl, which will be held in Atlanta, Ga. North Carolina will tangle with No. 25 Boston College in the Continental Tire Bowl, which will be played in Charlotte, N.C. No. 18 Virginia will play Fresno State in the MPC Computers Bowl in Boise, Idaho.



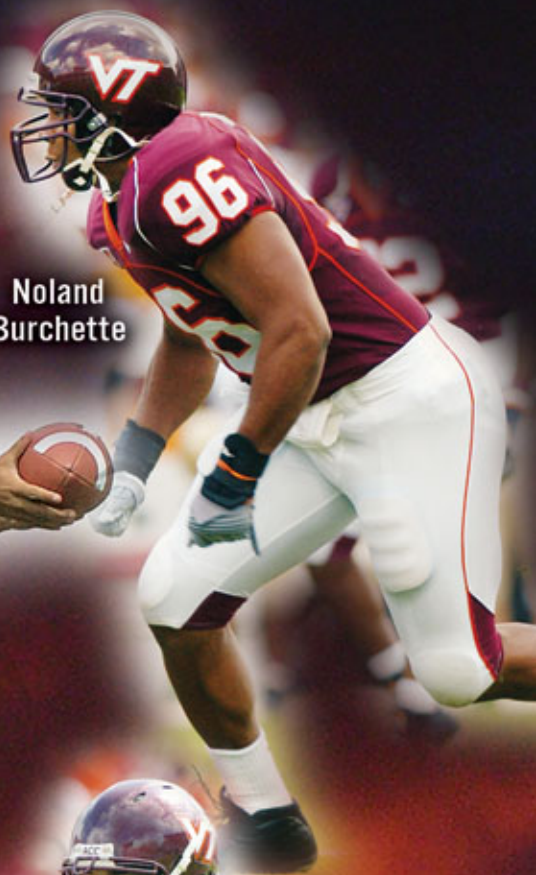
ACC Commissioner John Swofford congratulates Virginia Tech head coach Frank Beamer and the Hokies following Tech's conference-clinching win over Miami.




Vincent Fuller




Vinnie Burns



Noland Burchette



Jimmy Williams



Mikal Baaqee



Darryl Tapp



Jonathan Lewis



Chad Cooper

Brandon Manning

Bob Ruff

Kevin Lewis

James Miller

Jason Lallis

James Griffin

Richard Johnson

Mike Daniels

Travis Conway

Lance Goff