

# VIRGINIA TECH 2017 FOOTBALL

AMERICA'S LONGEST ACTIVE BOWL STREAK - 24 STRAIGHT | 11 CONFERENCE TITLES - 4 ACC TITLES | HOME OF THE #LPD - 790.0 SACKS & 364 INTS LEAD FBS SINCE 1996 | 100% GRADUATION RATE OF SENIORS SINCE 2012

# 4-0

#12



VS.



#2

# 4-0

CLEMSON TIGERS

QUICK INFO

Date ..... Saturday, Sept. 30  
Time ..... 8 PM  
Location ..... Blacksburg, Va.  
Venue ..... Lane Stadium  
Capacity ..... 65,632  
Series Record ..... Clemson, 21-12-1  
Last Meeting ..... 12/3/16

## ACC CHAMPIONSHIP GAME REMATCH

- No. 12 Virginia Tech and No. 2 Clemson will meet again on Saturday after Clemson claimed a 42-35 victory in the 2016 ACC Championship Game (12/3/16).
- Tech is coming off a 38-0 win vs. ODU (9/23), while Clemson posted a 34-7 win vs. Boston College (9/23).
- Clemson was 7-1 in games decided by seven points or less in 2016, while Tech was 3-1 (only loss vs. Clemson).
- These two ACC foes will meet at Lane Stadium for the first time since Clemson registered a 23-3 win (10/1/11).
- The Tigers have been ranked in their last seven meetings with the Hokies. Clemson has won the last four games in the series after Tech won five straight from 1998-2007.
- Tech is 10-3 all-time in ACC openers.
- Tech owns a +119 scoring edge (160-41) in 2017, while Clemson is +114 (151-37).

## TECH-CLEMSON HISTORY LESSONS

- Frank Beamer's first game as Virginia Tech head coach was a 22-10 loss vs. Clemson (9/12/87). His first win against the Tigers was a 37-0 win at Clemson (9/12/98).
- During Beamer's tenure, the Hokies became a fixture on ESPN's Thursday Night Football. A 31-11 win vs. Clemson (9/23/99) helped solidify that status as Tech sealed the victory with an INT return TD by Ike Charlton and a fumble return TD by Corey Moore in "The Terror Dome" game.

## SLYE POISED TO SET VT SCORING MARK

- K Joey Slye (360 points) is 12 points shy of overtaking K Shayne Graham (371) as Tech's all-time leading scorer.
- Slye already owns the most made FGs (70) in VT's annals.

## STROMAN = MOST VERSATILE MAN IN USA

- CB Greg Stroman is a virtual Swiss Army knife. He's tied for second in the ACC with six passes defended, is second in the ACC in punt return avg. (11.6) and has even punted for VT.
- Stroman (101) needs 11 punt returns to overtake Eddie Royal (111) for second in VT history behind John Ludlow (135).
- Royal (1,296 yards) owns the Tech career mark for punt return yards. Stroman currently has 815 and needs just 58 more to overtake Andre' Davis (872) for second.
- Over his last 14 games, Stroman has returned 38 punts and scored three TDs, a ratio of one TD per 12.7 returns.

## GREG STROMAN'S CAREER PUNT RETURN TDS

Date	Length	Opponent	Result
12/26/15	87 yards	Tulsa (Indy Bowl)	W 55-52
9/24/16	87 yards	vs. East Carolina	W 54-17
9/9/17	61 yards	vs. Delaware	W 27-0

## 10-WIN SEASONS, POWER FIVE SINCE 1999

- 14 Oklahoma Bob Stoops (14)
- 12 Virginia Tech F. Beamer (11), J. Fuente (1)
- 12 Ohio State J. Tressel (8), U. Meyer (4)

- Dating back to 1999, Oklahoma (14) is the only Power Five team to boast more 10-win seasons than VT (12).

## TECH TOPS ACC IN WINS SINCE 2004

- Since the Hokies joined the ACC in 2004, no team has claimed more ACC Championships (4) or ACC Coastal Division titles than Virginia Tech (6).
- Dating back to 2004, no team can top the 75 victories in ACC play owned by Virginia Tech & Clemson.

## ACC LEADERS - CONFERENCE WINS, 2004-PRESENT

Record	Win %	Team	ACC Titles	Div. Titles
75-30	.714	VT	4	6
75-31	.708	Clemson	3	4
72-32	.692	FSU	4	5

## QB JOSH JACKSON OFF TO A SIZZLING START

- QB Josh Jackson is one of three FBS QBs to lead his team to a 4-0 start while throwing for 11 or more TDs.
- Jackson is seeking to become the first Tech QB to win his first five starts since QB Tyrod Taylor in 2007.
- Jackson & Jake Fromm (Georgia) are the only FBS freshmen QBs to lead their squads to 4-0 starts in 2017.

## FBS QBs, 4-0 RECORD, 11 OR MORE TD PASSES

Quarterback	Year	Team	TDs	INTs	Yds	Rate
Luke Falk	Sr.	WSU	14	1	1,378	171.6
Baker Mayfield	Sr.	Okla.	13	0	1,329	228.3
Josh Jackson	Fr.	VT	11	1	1,127	177.4

- Jackson leads the ACC & ranks sixth among Power Five QBs with a 177.8 rating and 11 TD passes. He leads all FBS freshmen QBs in yards (1,127), rating (177.4) and TD passes (11).

## FRESHMEN POWER FIVE LEADERS, PASSER RATING

Quarterback	Team	Pass TDs/INTs	Yds	Rating	W-L	
Josh Jackson	VT	75-115	11/1	1,127	177.4	4-0
Jake Fromm	UGA	43-69	7/1	650	172.0	4-0
Chazz Surratt	UNC	63-98	5/1	847	151.7	1-3

## VT'S BALL SECURITY MUCH BETTER IN 2017

- After four games in 2017, Tech owns a +5 (7 takes/2 gives) turnover differential to tie for the best ACC mark.
- Tech was -2 (8 takes/10 gives) through four games in 2016.
- Clemson is currently 11th in the ACC in turnovers at -2 (3 takes/5 gives) in 2017.

## WR CAM PHILLIPS = ALL-AMERICA CANDIDATE

- WR Cam Phillips leads the nation in receiving yards (523), while ranking third in rec. ypg (130.8) and fourth in catches (34).
- Phillips is second in Tech history with 199 catches, needing 12 more to bypass WR Isaiah Ford (210) for the school record. His 2,586 receiving yards are fourth in Tech annals.
- Phillips is on pace to register 102 catches over 12 games in 2017 which would smash Ford's single-season mark of 79 in 2016.
- Phillips needs 382 rec. yards to bypass Ford for Tech's career mark.

## VT RECORD BOOK - CAREER RECEIVING

No.	Player	Yards	Rank	TDs	Rank
210	Isaiah Ford	2,967	1st	24	1st
199	Cam Phillips	2,586	4th	15	6th
184	Jarrett Boykin	2,884	2nd	18	4th
165	Danny Coale	2,658	3rd	8	--
133	Bucky Hodges	1,747	10th	20	2nd

## TECH MOVING UP IN THE POLLS

- Tech's No. 12 ranking in The AP Top 25 is its highest ranking for the Hokies since hitting No. 5 prior to the 2011 ACC Championship Game vs. Clemson (12/3/11). VT is also No. 12 in the USA Today Coaches Poll.
- Tech was ranked in The AP Top 25 for six of the final seven polls of 2016. The 2011 season marked the most recent time that the Hokies spent the entire season in The AP Top 25.
- Clemson is currently No. 2 in both polls.
- Tech won a 31-7 decision vs. No. 2 Miami (11/1/03), marking the highest-ranked foe the Hokies have defeated at home.

## WELCOME TO #SACKSBURG

- Dating back to 1996, no team in America owns more sacks than the 790.0 compiled by The Lunch Pail Defense #LPD.
- Since Tech joined the ACC in 2004 the Hokies are 21-3 (.875) at home when posting 4.0 or more sacks, including a 37-16 win over Miami (10/20/16) that featured 8.0 sacks.

## THE EDMUNDS = BEST BROTHER DUO IN USA

- LB Tremaine Edmunds leads VT with 33 tackles (14 solo) and 4.5 TFLs. His two FFs are tied for the ACC lead.
- S Terrell Edmunds is tied for second on the team with three PBUs. He has 20 tackles (14 solo), an INT, a sack and 1.5 TFL.
- RB Trey Edmunds is a rookie FA for the New Orleans Saints

## KEY FACTS ON HEAD COACH JUSTIN FUENTE

- The 2016 ACC Coach of the Year has guided Tech to five straight wins. Tech's last six-game win streak was in 2013.
- With a win over Clemson, Fuente would tie C.B. Cubbage (15 in 1921-22) for the most wins by Virginia Tech head coach in his first two seasons with the Hokies.
- Tech is 14-4 under Fuente and has not lost back-to-back games under his direction. During its five-game winning streak, Tech has outscored its foes by an avg. margin of 39.0 to 13.0 & owns a +7 (11 takes/4 gives) turnover ratio.

## SINCE CAM'S LAST MEETING WITH CLEMSON

- Virginia Tech has won five of its last six games dating back to the 2016 ACC Championship Game vs. Clemson.
- WR Cam Phillips who has 52 catches for 730 yards and six TDs over that span.
- He got his first 100-yard game with a 109-yard effort at Pitt (10/27/16) and now has five in his career. In his last 11 games dating back to that Pitt game, he has 83 recs for 1,101 yds w 8 TDs.

## LAST 6 GAMES - CAM PHILLIPS RECEIVING

Date	Opponent	Stats	Result	Notes
12/3/16	Clemson (3)	12-92, 1 TD	L 42-35	ACCGC
12/29/16	Arkansas	6-115, 0 TDs	W 35-24	Belk MVP
9/3/17	W. Virginia	7-138, 1 TD	W 31-24	Black Diamond
9/9/17	Delaware	6-90, 1 TD	W 27-0	
9/16/17	@ ECU	14*-189, 3 TDs	W 64-17	*VT record
9/23/17	ODU	7-106, 0 TDs	W 38-0	
<b>TOTALS</b>		<b>52-730, 6 TDs</b>	<b>VT 230, Opp 107</b>	

# 17 FOOTBALL GAME NOTES

## THE COACHING MATCHUP

Virginia Tech.....	<b>School</b> .....	Clemson
Justin Fuente.....	<b>Coach</b> .....	Dabo Swinney
Murray State (1999).....	<b>Alma Mater</b> .....	Alabama (1993)
14-4 (Second Season).....	<b>Record at School</b> .....	93-28 (Ninth Season)
40-27 (Sixth Season).....	<b>Overall Record</b> .....	93-28 (Ninth Season)
0-1.....	<b>Record vs. Opponent</b> .....	4-0
0-1.....	<b>Record vs. Coach</b> .....	1-0

<b>Justin Fuente</b>	<b>At Tech</b>	<b>Career</b>
In the state of Virginia.....	7-1.....	7-1
at home.....	7-1.....	22-11
vs. ACC.....	6-2.....	6-2
at home vs. ACC.....	3-1.....	3-1
with ranked team.....	8-3.....	10-5
vs. top 25.....	2-2.....	3-6

## VIRGINIA TECH VS. CLEMSON: INSIDE THE SERIES

- Tonight's game will be 35th contest in the all-time series between Virginia Tech and Clemson.
- The Tigers are 21-12-1 all-time against the Hokies in a series that dates back to 1900.
- Clemson leads the series, 4-2, in games where both teams are ranked. The Tigers have won the last three in the series when both teams were in the top 25.
- Virginia Tech's last win in this series was a 41-23 victory at Clemson (10/6/07). The Tigers own four straight wins vs. Virginia Tech, getting a 42-35 win in the ACC Championship game in the last meeting between the two programs on Dec. 3, 2016.
- The Hokies are 7-3 in ACC play dating back to their 23-20 win at UVA (11/28/15).
- Clemson's last visit to Lane Stadium was in 2011 when the No. 13 Tigers defeated the No. 11 Hokies, 23-3. That game was the last top 15 matchup in Blacksburg and the last Saturday night game at Lane Stadium.
- The Hokies and Tigers and are two of 18 undefeated teams remaining in the Power Five.
- Clemson will be the first top five team to enter Lane Stadium since No. 1 Ohio State in 2005.
- The Hokies are 1-6 all-time against teams ranked No. 2 in the country. The lone victory was Tech's 31-7 win over No. 2 Miami on Nov. 1, 2003.
- The two programs have combined to win seven of the last 12 ACC Championships since the league created a title game and split into two divisions in 2005.

## LAST 10 VS. CLEMSON

<b>Date</b>	<b>Tech Rank/Opp</b>	<b>Location</b>	<b>Score</b>
Sat., Dec 3, 2016	19/3	Orlando, Fla.	L, 35-42
Sat., Oct 20, 2012	NR/14	Clemson, S.C.	L, 17-38
Sat., Dec 3, 2011	5/21	Charlotte, N.C.	L, 10-38
Sat., Oct 1, 2011	11/13	Blacksburg, Va.	L, 3-23
Sat., Oct 6, 2007	15/22	Clemson, S.C.	W, 41-23
Thu., Oct 26, 2006	NR/10	Blacksburg, Va.	W, 24-7
Mon., Jan 1, 2001	6/16	Jacksonville, Fla.	W, 41-20
Thu., Sep 23, 1999	8/NR	Blacksburg, Va.	W, 31-11
Sat., Sep 12, 1998	NR/NR	Clemson, S.C.	W, 37-0
Sat., Sep 16, 1989	NR/7	Blacksburg, Va.	L, 7-27

## SERIES TOTALS

<b>Games Played - in this series:</b> 34	<b>Series Started:</b> 1900
<b>Overall Record:</b> CU, 21-12-1	<b>Home:</b> 4-8 <b>Away:</b> 6-9-1
<b>Last 10 meetings:</b> Tied, 5-5	<b>Neutral:</b> 2-4 <b>Conference Record:</b> 4-6

	<b>Tech</b>	<b>Opponent</b>
<b>Total Points</b>	510	639
<b>Average</b>	15	19
<b>Most Points Scored</b>	50 (1924)	42 (2016)
<b>Fewest Points Scored</b>	0 (1979)	0 (1998)
<b>Shutouts By</b>	4 (1998)	6 (1979)
<b>Largest Margin of Victory</b>	44 (1924)	35 (1945)
<b>Smallest Margin of Victory</b>	6 (1986)	3 (1985)

## VIRGINIA TECH-CLEMSON CONNECTIONS

- Clemson assistant head coach, special team coordinator and tight ends coach Danny Pearman spent eight years in Blacksburg as an assistant coach under former head coach Frank Beamer.
- Pearman, who was on Tech's staff from 1998-05, helped guide the Hokies to the National Championship game in 2000.
- Virginia Tech offensive line coach Vance Vice was the tight ends coach at Clemson under former head coach Tommy West from 1996-98.
- Virginia Tech senior associate athletic director for internal operations Angie Littlejohn worked in various legal, compliance and sports information capacities in athletics department at Clemson where she worked closely with former AD and Tech football assistant coach Terry Don Phillips.

## BROADCAST INFORMATION

<b>Television</b> .....	ABC
Play-by-Play.....	Chris Fowler
Analyst.....	Kirk Herbstreit
Sideline.....	Maria Taylor
<b>National Radio</b> .....	ESPN Radio
Play-by-Play.....	Bill Rosinski
Analyst.....	David Norris
Sideline.....	Ian Fitzsimmons
<b>National Radio</b> .....	SiriusXM
Sirius.....	80
XM.....	80
Internet.....	80
<b>Local Radio</b> .....	Virginia Tech IMG Sports
Play-by-Play.....	Jon Laaser
Analyst.....	Mike Burnop
Sideline.....	Andrew Allegretta
In Stadium Broadcast.....	105.3 FM
Digital.....	Hokie Sports & Tuneln (VTfeed; free on downloaded apps)

## 2017 SCHEDULE

<b>DATE</b>	<b>OPP. (TV)</b>	<b>TIME/RESULT</b>
9/3	vs. West Virginia (ABC)	W, 31-24
9/9	Delaware (ACCN)	W, 27-0
9/16	at East Carolina (CBSSN)	W, 64-17
9/23	Old Dominion (ACCN)	W, 38-0
9/30	Clemson* (ABC)	8 p.m.
10/7	at Boston College*	TBA
10/21	North Carolina*	TBA
10/28	Duke*	TBA
11/4	at Miami*	TBA
11/11	at Georgia Tech*	TBA
11/18	Pitt*	TBA
11/24	at Virginia*	TBA
12/2	ACC Championship	TBA

\*ACC Game

## ACC STANDINGS

<b>COASTAL</b>	<b>Conf.</b>	<b>Overall</b>
Duke	1-0	4-0
Georgia Tech	1-0	2-1
Virginia Tech	0-0	4-0
Miami	0-0	2-0
Virginia	0-0	3-1
Pitt	0-1	1-3
North Carolina	0-2	1-3

<b>ATLANTIC</b>	<b>Conf.</b>	<b>Overall</b>
Clemson	2-0	4-0
Wake Forest	1-0	4-0
NC State	1-0	3-1
Louisville	1-1	3-1
Syracuse	0-0	2-2
Florida State	0-1	0-2
Boston College	0-2	1-3

# JUSTIN FUENTE

 @CoachFuente**HEAD COACH - 2ND SEASON****2016 ACC COACH OF THE YEAR**

## THE FUENTE FILE

**Coaching Exp.:**... 17th season, 2nd at Tech  
**Head Coach:**..... 6th season, 2nd at Tech  
**Record at Tech:**..... 14-4  
**Record at Memphis:**..... 26-23  
**Overall Record:**..... 40-27  
**Hometown:** .....Tulsa, Oklahoma  
**High School:** ..... Union (1995)  
**College:** ..... Murray State (1999)  
**Playing Exp:** ..... Oklahoma (1995-96)  
                        Murray State (1997-98)  
**Family:** ..... Wife – Jenny  
                        Daughters – Cecilia, Caroline, Charlotte

## COACHING HISTORY

Year	School	Position
2016-	Virginia Tech	Head Coach
2012-15	Memphis	Head Coach
2009-11	TCU	Co-Offensive Coordinator/QBs
2007-08	TCU	Running Backs
2004-06	Illinois State	Offensive Coordinator/QBs
2001-03	Illinois State	Quarterbacks

## BOWL GAMES/PLAYOFF COACHED (9 GAMES)

2016	Belk	Virginia Tech
2015	Birmingham*	Memphis
2014	Miami Beach	Memphis
2011	Poinsettia	TCU
2010	Rose	TCU
2009	Fiesta	TCU
2008	Poinsettia	TCU
2007	Texas	TCU
2006	FCS Playoffs	Illinois St.

\*Joined VT prior to bowl game

- Fuente and his entire staff return for their second season at Virginia Tech after a remarkable debut campaign in Blacksburg.
- The consensus 2016 ACC Coach of the Year, Fuente was also named the top first-year FBS head coach in the nation by the Football Writers Association of America, sharing that honor with USC's Clay Helton.
- Tech finished the 2016 season ranked No. 16 in both the AP Poll and the Coaches Poll, marking the highest final mark for the Hokies since 2010 (No. 16 AP, No. 15 Coaches).
- Virginia Tech, Penn State, Colorado, West Virginia and Western Michigan all finished in the AP Top 25 after getting zero votes in the AP Preseason Poll.
- Tech's 10 wins were the team's most since 2011 and the most ever by a first-year Virginia Tech head coach, surpassing the previous mark of nine wins by C.P. Miles in 1905.
- Fuente led Tech to its sixth ACC Coastal Division Title and its first since 2010, sending the Hokies to the ACC Championship Game where Tech lost a narrow 42-35 decision to eventual national champion Clemson.
- The Hokies did not lose consecutive games under Fuente in 2016 as the Hokies extended the nation's longest active bowl streak with their 24th straight appearance.
- Under Fuente, the Hokies also extending their winning streak against Virginia to 13 straight games.
- Virginia Tech's 35-24 victory over Arkansas in the Belk Bowl marked the largest comeback in school history. The Hokies were down 24-0 at halftime before scoring 35 unanswered points en route to victory, making Fuente the initial coach to guide the Hokies to a bowl victory in his debut season.
- The Hokies broke 10 offensive single-season records in 2016, most notably registering school marks for points (490), total first downs (330), TD passes (31), passing yards (3,660) and yards of total offense (6,223).
- Among ACC squads, only Clemson (26.9) averaged more first downs per game than Virginia Tech (23.6) in 2016.
- The Hokies also returned to their dominant defensive ways in Fuente's debut campaign as Tech ranked second in the nation in third-down defense (27.5%), while ranking fourth among Power Five squads in tackles for loss (113.0) and fifth in opponent completion percentage (50.1).
- Virginia Tech also experienced a special teams' resurgence as the Hokies returned to its Beamer Ball roots, blocking four kicks (three FGs, one punt), while registering TDs on a punt return and a blocked FG return.

## PROMINENT QB PUPILS

**Paxton Lynch (Memphis):** D1-2016 (26th overall), Denver – Completed 555 of 856 (64.8%) of his passes for 6,807 yards with 50 TDs and 13 INTs in 2014-15.**Andy Dalton (TCU):** D2-2011 (35th overall), Cincinnati – Two-time Pro Bowler completed 63.8 percent (408 of 639) of his passes for 5,613 yards with 50 TDs and 14 INTs at TCU (2009-10). In 93 career regular season starts, has thrown for 22,214 yards with 142 TDs and 81 INTs, leading the Bengals to five playoff berths.**Casey Pachall (TCU)** – Completed 66.5 percent of his throws (228 of 343) with 25 TDs and seven INTs in 2011

## TAKING OVER A WINNING PROGRAM

Virginia Tech head coach Justin Fuente became the seventh head coach in FBS history to take over a program that had at least 23 consecutive winning seasons before taking the reins. Below is the complete list and the wins for the new coach in his first season.

Years	School	Prior Coaches	New Coach	Wins
36	Nebraska	Bob Devaney/Tom Osborne	Frank Solich	9
33*	Florida State	Bobby Bowden	Jimbo Fisher	10
25	Alabama	Bear Bryant	Ray Perkins	8
23	Oklahoma	Jim Mackenzie/Chuck Fairbanks/Barry Switzer	Gary Gibbs	7
23	Michigan	Bo Schembechler/Gary Moeller/Lloyd Carr	Rich Rodriguez	3
23	Florida	Six coaches during the span <sup>^</sup>	Will Muschamp	7
<b>23</b>	<b>Virginia Tech</b>	<b>Frank Beamer</b>	<b>Justin Fuente</b>	<b>10</b>

<sup>^</sup> Galen Hall, Gary Darnell, Steve Spurrier, Ron Zook, Charlie Strong, Urban Meyer

\* Due to NCAA sanctions, the 2006 and 2007 seasons resulted in vacated wins, but were winning seasons before the penalties.

## MOST TECH COACHING WINS

• OVER FIRST TWO SEASONS

Coach	Wins	Seasons
1. B.C. Cabbage	15	1921-22
2. C.P. Miles	14	1905-06
<b>Justin Fuente</b>	<b>14</b>	<b>2016-</b>
4. Charles Bernier	13	1917-18
5. Jimmy Sharpe	12	1974-75
Henry B. Redd	12	1932-33
Branch Boccock	12	1909-10
8. A.F. Gustafson	10	1926-27

## VIRGINIA TECH APPEARANCES ON ESPN COLLEGE GAMEDAY



AS OF SEP. 23, 2017  
**OVERALL: 4-6**

HOME: 4-1

AWAY: 0-3

NEUTRAL: 0-2

### SCHEDULE & RESULTS

#### TRADITIONAL SATURDAY MORNING SHOW

DATE	VT RANKING	OPPONENT	TV	TIME	GAME LOCATION	RESULT	GAMEDAY SET LOCATION	CORSO HEAD GEAR PICK (10-0)
October 16, 1999	#4	#16 Syracuse (HC)	ESPN	6:00 PM	Lane Stadium, Blacksburg, Va.	W, 62-0	North End Zone, Lane Stadium	HokieBird Head (current)
November 13, 1999	#2	#19 Miami	ESPN	7:30 PM	Lane Stadium, Blacksburg, Va.	W, 43-10	North End Zone, Lane Stadium	HokieBird Head (long neck)
November 4, 2000	#2	#3 Miami	CBS	Noon	Orange Bowl, Miami, Fla.	L, 21-41	Lot W-4, Outside Orange Bowl	Sebastian the Ibis Head
November 8, 2003	#5	#25 Pittsburgh	ESPN	7:45 PM	Heinz Field, Pittsburgh, Pa.	L, 31-28	Outside Heinz Field Behind Scoreboard	Roc the Panther Head
September 24, 2005	#4	#16 Georgia Tech (OE) <sup>1</sup>	ABC	3:30 PM	Lane Stadium, Blacksburg, Va.	W, 51-7	Alumni Mall, Virginia Tech Campus	HokieBird Head (long neck)
November 5, 2005	#3	#5 Miami (ME)	ESPN	7:45 PM	Lane Stadium, Blacksburg, Va.	L, 7-27	Alumni Mall, Virginia Tech Campus	Sebastian the Ibis Head
September 1, 2007	#9	East Carolina	ESPN	Noon	Lane Stadium, Blacksburg, Va.	W, 17-7	Turf Practice Field/North East Corner, Lane Stadium	HokieBird Head (long neck)
September 8, 2007	#9	#2 LSU	ESPN	9:15 PM	Tiger Stadium, Baton Rouge, La.	L, 7-48	Parade Grounds, LSU Campus	Mike the Tiger Head
September 5, 2009	#7	#5 Alabama <sup>2</sup>	ABC	8:00 PM	Georgia Dome, Atlanta, Ga.	L, 24-34	Centennial Olympic Park	Big Al Head
September 10, 2016	#17	#17 Tennessee <sup>3</sup>	ABC	8:00 PM	Bristol Motor Speedway, Bristol, Tenn.	L, 24-45	Outside Turn 1, Bristol Motor Speedway	Oversized Tennessee NASCAR Helmet
September 30, 2017	#12	#2 Clemson (ME)	ABC	8:00 PM	Lane Stadium, Blacksburg, Va.			

AP Rankings listed; All Times Eastern; HC - Homecoming; OE - Orange Effect; ME - Maroon Effect; 1 - Originally Scheduled For Baton Rouge (Tennessee/LSU), moved due to Hurricane Rita; 2 - Chick-fil-A Kickoff; 3 - Battle at Bristol

#### BELOW ARE ESPN PREGAME SHOWS ORIGINATING FROM VIRGINIA TECH GAMES (NOT INCLUDED IN OVERALL RESULTS)

DATE	VT RANKING	OPPONENT	TV	TIME	GAME LOCATION	RESULT	GAMEDAY SET LOCATION	CORSO PICK (3-0)
January 4, 2000	#2	#1 Florida State <sup>1</sup>	ABC	8:00 PM	Louisiana Superdome, New Orleans, La.	L, 29-46	On Field	Florida State
August 27, 2000	#11	Georgia Tech <sup>2</sup>	ESPN2	8:00 PM	Lane Stadium, Blacksburg, Va.	Canc / Lightning	North End Zone, Lane Stadium	Virginia Tech
January 3, 2011	#12	#5 Stanford <sup>3</sup>	ESPN	8:30 PM	Sun Life Stadium, Miami Gardens, Fla.	L, 40-12	On Field	Stanford
January 3, 2012	#17	#13 Michigan <sup>4</sup>	ESPN	8:30 PM	Mercedes-Benz Superdome, New Orleans, La.	L, 20-23 (OT)	On Field	Michigan
September 7, 2015	#1	Ohio State	ESPN	8:00 PM	Lane Stadium, Blacksburg, Va.	L, 24-42	North East Corner, Lane Stadium	DNP

AP Rankings listed; All Times Eastern; 1 - BCS National Championship; 2 - BCA Kickoff Classic; 3 - Orange Bowl; 4 - Sugar Bowl

### ESPN'S COLLEGE GAMEDAY RETURNS TO BLACKSBURG

- ESPN's College GameDay has been on site for 10 Virginia Tech games since 1999, including last season's game vs. Tennessee at the Battle at Bristol on Sept. 10.
- Saturday will mark the sixth appearance of College GameDay in Blacksburg and the first since 2007. The Hokies are 4-1 in home GameDay contests.
- Since GameDay's first show in Blacksburg on Oct. 16, 1999, the Hokies and the live production have always enjoyed a special connection.
- Virginia Tech became only the third school to serve as the host for GameDay twice in the same season, as GameDay served as the opening act for Tech victories over No. 16 Syracuse and No. 19 Miami in 1999.
- In an effort to bring a sense of normalcy back to a vulnerable community, GameDay and ESPN broadcast the first Tech football game after the April 16 tragedy on Sept. 1, 2007 vs. East Carolina.



OFFENSE

CAREER/ACTIVE STARTS CHART

	2017	Streak	Career
Carroll, C.	1	-	2
Chung, K.	4	4	7
Cunningham, C.	1	-	3
Clark, J.	1	1	1
Gallo, E.	4	15	29
Jackson, J.	4	4	4
Keene, D.	4	4	4
Kumah, E.	1	-	1
McMillian, T.	3	3	17
Nijman, Y.	4	18	18
Peoples, S.	1	-	7
Pettit, C.	-	-	3
Pfaff, B.	4	4	4
Phillips, C.	4	6	36
Savoy, S.	3	3	3
Teller, W.	4	16	34

STARTED EVERY GAME IN 2017

• Chung, Gallo, Jackson, Keene, Nijman, Pfaff, Phillips and Teller.

LONGEST ACTIVE STREAKS

• Nijman - 18  
• Teller - 16  
• Gallo - 15

TOP 20 CONSECUTIVE SCORING TEAMS

• Virginia Tech has scored in **287** straight games dating back to the 1995 season.  
  
• The streak is tied for the seventh-longest streak ever in the history of the NCAA by an FBS school & is now the fifth-longest active streak.

Rk.	School	Years	Games
1.	Michigan	1984-14	365
2.	<b>Florida</b>	<b>1988-</b>	<b>364</b>
3.	BYU	1975-03	361
4.	TCU	<b>1992-</b>	<b>311</b>
5.	Air Force	<b>1992-</b>	<b>301</b>
6.	Tennessee	<b>1994-</b>	<b>289</b>
7.	<b>Virginia Tech</b>	<b>1995-</b>	<b>287</b>
	Ohio State <sup>^</sup>	1993-16	283
9.	Texas	1980-04	282
10.	Washington State	1984-08	280
11.	<b>Georgia</b>	<b>1995-</b>	<b>279</b>
12.	<b>Nebraska</b>	<b>1996-</b>	<b>275</b>
	Washington	1981-04	271
14.	Oregon	1985-07	267
15.	<b>Boise State</b>	<b>1997-</b>	<b>255</b>
16.	<b>Georgia Tech</b>	<b>1997-</b>	<b>253</b>
17.	<b>Texas Tech</b>	<b>1997-</b>	<b>249</b>
18.	Colorado	1988-08	242
19.	<b>Oklahoma</b>	<b>1998-</b>	<b>244</b>
20.	Kansas State	1996-15	234

**Bold** = active streak

<sup>^</sup> = 13 games vacated by NCAA

95 UNANSWERED POINTS: OFFENSE

• Since the second quarter of the Hokies' 64-17 win at East Carolina (9/16), Tech has rattled off 95 unanswered points over seven quarters in two wins over the Pirates and Old Dominion (9/23).  
• The Hokies rushed for 250+ yards in both victories. The last time Tech ran for 250+ yards on the ground in consecutive games was in 2005 at Virginia (11/19/05) and vs. North Carolina (11/26/05).  
• This season, the Hokies have outscored their opponents 160-41 and are +27 in points off turnover margin.

BREAKING DOWN JOSH JACKSON'S FIRST STARTS

• R-freshman QB Josh Jackson has put together some of the best stats for any first-year full-time starting QB and any Tech freshman signal caller.  
• With Tech's 38-0 victory vs. Old Dominion (9/23), Jackson became the first Tech QB since Logan Thomas in 2011 to win his first four career starts.  
• Before throwing his first career pick vs. ODU, Jackson's 99 straight passing attempts without an interception to start a career was the longest streak since Grant Noel's school record of 108 passes that were thrown in starts between 1999 and 2001.  
• Jackson became the first Virginia Tech QB since Grant Noel in 2001 to not throw an interception in his first three career starts after the win over ECU (9/16).  
• Jackson's 372 yards in air at ECU were the most ever by a Hokies freshman in a game and the fifth most by any Virginia Tech quarterback since 1987.

FRESHMEN QB LEADERS - SINCE 1987

• Only four freshmen have made four or more starts at quarterback for the Hokies since Frank Beamer's first season in 1987 – Will Furrer, Michael Vick, Tyrod Taylor and Josh Jackson.  
• Taylor started in five games in 2007 but he appeared in 11 of the Hokies 14 games that season.

Passing Yards			Passing TDs			Passer Rating		
Player	Year	Yards	Players	Year	TDs	Players	Year	Rating
1. Michael Vick	1999	1840	1. Michael Vick	1999	12	1. Michael Vick	1999	179.2
2. Will Furrer	1988	1384	2. <b>Josh Jackson</b>	2017	11	2. <b>Josh Jackson</b>	2017	177.4
3. <b>Josh Jackson</b>	2017	1127	3. Will Furrer	1988	6	3. Tyrod Taylor	2007	119.7
4. Tyrod Taylor	2007	927	4. Tyrod Taylor	2007	5	4. Will Furrer	1988	83.2

CAM PHILLIPS: ONE MAN RECORD BREAKING CREW

• Senior WR Cam Phillips' stellar performance at East Carolina (9/16) was one for the record book as he accounted for 18 of the Hokies' 64 points.  
• Phillips finished with 14 receptions for 189 yards and three touchdown catches.  
• His 14 catches set a new school record previously held by Donald Snell (vs. Cincinnati, 8/31/85) and Nick Cullen (vs. Southern Miss, 10/27/90) who both registered 13 receptions in a game.  
• Phillips' three receiving touchdowns set a career high and were the most receiving TDs by a Virginia Tech player since Bucky Hodges also had three in a triple overtime game vs. Duke (10/24/15).  
• It was also Phillips' 30th consecutive game with a reception, tying Isaiah Ford's program record. Phillips has had a catch in every game since the first contest of his sophomore season. He would later break the record vs. Old Dominion (9/23).  
• Phillips started the day tied for 10th in receiving TDs in Tech history and finished in a tie for eighth with 15.

Career Receiving Yards			Career Receptions			Career Receiving TDs		
Player	Years	Yards	Players	Years	Rec.	Players	Years	Rec.
1. Isaiah Ford	2014-16	2,967	1. Isaiah Ford	2014-16	210	7. Josh Morgan	2004-07	16
2. Jarrett Boykin	2008-11	2,884	2. <b>Cam Phillips</b>	2014-	<b>199</b>	8. Sidney Snell	1978-80	15
3. Danny Coale	2008-11	2,658	2. Jarrett Boykin	2008-11	184	<b>Cam Phillips</b>	2014-	<b>15</b>
4. <b>Cam Phillips</b>	2014-	<b>2,586</b>	4. Danny Coale	2008-11	165	10. Marcus Davis	2009-12	13
5. Ricky Scales	1972-74	2,272	5. Bucky Hodges	2014-16	133	11. Eddie Royal	2004-07	12

Most Receiving Yards - Power 5

Player	Yards
1. <b>Cam Phillips, Virginia Tech</b>	<b>523</b>
2. James Washington, Oklahoma St.	520
3. Steve Ishmael, Syracuse	512

Most Receiving YPG - Power 5

Players	YPG
1. Keke Coutee, Texas Tech	148.7
2. <b>Cam Phillips, Virginia Tech</b>	<b>130.8</b>
2. James Washington, Oklahoma St.	130.0

Most Receiving TDs - Power 5

Players	TDs
3. Denzel Mim, Baylor	6
Tavares Martin, Jr., Washington St.	6
4. <b>Cam Phillips, Virginia Tech</b> (tied w/ 5 others)	<b>5</b>

Most Receptions- Power 5

Players	Rec.
3. James Williams, Washington State	34
4. <b>Cam Phillips, Virginia Tech</b>	<b>33</b>
5. Deontay Burnett, USC	32

OFFENSE HAS RECORD THREATENING DAY AT EAST CAROLINA

• The Virginia Tech's offense's 64-point output at East Carolina (9/16) threatened multiple school records.  
• 64 points is the Hokies' third-highest point total since 1987 and the most since they scored 66 points vs. Appalachian State (9/3/2011).  
• Tech's 41 second-half points vs. ECU tied for the most in program history. The Hokies also scored 41-points in the second half vs. West Virginia (10/12/00).

# 17 FOOTBALL GAME NOTES

- Tech's 34 points in the third quarter was one point shy of matching the program record of 35 set in the second quarter at Rutgers (10/9/99) and in the first quarter vs. Arkansas State (8/25/02).
- The Hokies' 675 yards of total offense also tied the program single game record set at Pitt (9/11/93).

## SAVOY'S SIZZLING START

- Freshman WR Sean Savoy has come in and made an immediate impact in the Virginia Tech receiving corps as he's hauled in 14 passes for 163 yards, good enough for a 11.6 yards per catch average.
- He scored his first career touchdown at East Carolina (9/16) on a nine-yard pass from Josh Jackson.
- Two of the longest catches he's caught this season have led to two Virginia Tech touchdowns - a 22-yard grab that set up a rushing TD for Travon McMillian vs. West Virginia (9/3) and a 38-yard reception that led to a receiving TD for McMillian vs. Delaware (9/9).

## HOKIES GO OVER 200 YARDS ON THE GROUND VS. WEST VIRGINIA

- The Hokies running game churned out 246 yards on the ground in the win over West Virginia and accounted for three of Tech's four total touchdowns.
- Tech out-rushed the Mountaineers, 246-234.
- Three different players scored TDs - QB Josh Jackson on a five-yard run, RB Deshawn McCleave on a 12-yard run and Travon McMillian on a three-yard run.
- QB Josh Jackson led all Hokies with 101 rushing yards, the most for a Virginia Tech QB since Logan Thomas also ran for 101 yards vs. Duke (10/26/13).
- Along with that trio, RB Steven Peoples rushed for 39 yards on 13 carries and had a career-long run of 11 yards.
- Head coach Justin Fuente improved to 11-2 at Tech when the Hokies rush for 150+ yards.

## JACKSON SHINES IN TECH DEBUT

- Making his collegiate debut in a nationally televised primetime matchup against a ranked opponent in an NFL stadium, redshirt freshman QB Josh Jackson helped Virginia Tech retain the Black Diamond Trophy after accounting for 336 yards of total offense and two total TDs.
- Jackson, who threw for 253 yards and rushed for 101 yards, became the first Hokies QB since Logan Thomas in 2013 to pass for 200+ yards and rush for 100+ yards.
- Jackson's rushing total was the most for a Tech QB making his debut since 1987.
- It was the second-most rushing yards for a Hokie QB making his first career start since Al Clark rushed for 119 yards at Rutgers (8/30/97).

## JACKSON JOINS NOTABLE COMPANY OF FRESHMAN QB STARTERS AT TECH

- Redshirt freshman QB Josh Jackson took the first offensive snap the season for the Hokies on Sept. 3 vs. West Virginia. It was the first snap of his collegiate career.
- **Jackson was the...**
  - The first true or redshirt freshman QB to start a game for the Hokies since Tyrod Taylor vs. Ohio (9/15/07).
  - The first true or redshirt freshman QB to start a season opener for the Hokies since Michael Vick vs. James Madison (9/4/99).

### Most Rushing Yards in First Career Game - QBs

Player	Years
1. Josh Jackson	101 vs. WVU, 9/3/17
2. Michael Vick	54 vs. JMU, 9/4/99
3. Jerod Evans	46 vs. Liberty, 2016
4. Tyrod Taylor	44 at LSU, 9/8/07
5. Bryan Randall	30 vs. UConn, 9/1/01

### Most Rushing Yards in First Career Start - QBs

Players	Years
1. Al Clark	11a9 at Rutgers, 8/30/97
2. Josh Jackson	101 vs. WVU, 9/3/17
3. Nick Sorensen	65 vs. UAB, 11/1/97
4. Michael Vick	54 vs. JMU, 9/4/99
5. Jerod Evans	46 vs. Liberty, 9/3/16
Maurice DeShazo	46 vs. JMU 9/5/92

## DEFENSE

### 95 UNANSWERED POINTS: DEFENSE

- While the offense has manufactured the points, Bud Foster's Lunch Pail Defense has been keeping opponents off the scoreboard as they've held foes scoreless over the last seven quarters and two games.
- The Hokies have allowed only 226 yards of offense and 2.4 yards per play in their last seven quarters.
- Over the last three games, the #LPD has given up only 17 points and has pitched two shutouts.
- The last time the Hokies registered two shutouts in the same season was in 2006 when Tech posted four shutouts.

### FACYSON CLOSES IN ON FLOWERS

- R-Senior CB Brandon Facyson has quietly pieced together one of the most productive careers for a DB at Virginia Tech.
- Facyson looks to register double-digit passes defended for the third-consecutive season and also break Brandon Flowers' record of 42 career PDs since 1987.
- After posting 13 PDs and five interceptions to earn third-team All-ACC honors as a true freshman in 2013, Facyson had five PDs in three games before suffering a season-ending injury.
- He earned a medical redshirt and had 10 pass breakups as a redshirt sophomore in 2015 and 11 in 2016.
- He's the only player on this year's roster that played in 2013 for a Hokies squad that went 8-5 overall and 5-3 in the ACC.

## TEAM RESULTS FOR QBs SINCE 1987

- Over the past 31 seasons, the Hokies have seen 21 men start a game at quarterback. Below are their results, ranked by wins (min. five starts).

Name	Years	Record	Pct.
<b>Jackson, Josh</b>	<b>2017</b>	<b>4-0</b>	<b>1.00</b>
Taylor, Tyrod	2007-10	34-8	.810
Randall, Bryan	2002-04	26-12	.684
Thomas, Logan	2011-13	26-14	.650
Vick, Michael	1999-00	21-1	.955
Druckenmiller, Jim	1995-96	20-4	.833
DeShazo, Maurice	1992-94	19-14-1	.586
Glennon, Sean	2006-08	18-8	.692
Furrer, Will	1988-91	16-18-1	.486
Clark, Al	1997-98	12-7	.632
Vick, Marcus	2005	11-2	.846
Brewer, Michael	2014-15	11-9	.550
Noel, Grant	2001-02	10-4	.714
Evans, Jerod	2016	10-4	.714
Sorensen, Nick	1997-98	3-1	.750
Motley, Brenden	2015-	3-3	.500
Young, Cam	1988-89	3-3	.500
Meyer, Dave	1998-00	2-1	.667
Chapman, Erik	1987	2-9	.182
Wooten, Rodd	1989, 91	1-2	.333
Koel, Treg	1992	0-1	.000
<b>Totals</b>		<b>252-125-2</b>	<b>.664</b>

## THE LUNCH PAIL D

### \*BUD FOSTER'S DEFENSE BY THE NUMBERS (SINCE 1987)

- 95-1 when holding foes to 10 points or fewer
- 68 defensive TDs
- 48 different Hokies have scored defensive TDs
- 41 players selected in NFL Draft
- 42 games with three or more INTs
- 33 shutouts
- 9 players drafted in first or second rounds
- 3 players earned Super Bowl rings - LB Cornell Brown, S Pierson Prioleau, S Kam Chancellor
- 3 Pro Bowlers - S Kam Chancellor, CB Brandon Flowers, CB DeAngelo Hall

## #LPD ON OPENING SERIES

GAME	1ST HALF	2ND HALF
West Virginia	Punt	Field Goal
Delaware	Punt	Interception
East Carolina	TD	Punt
Old Dominion	TOD	Punt
Clemson		
Boston College		
North Carolina		
Duke		
Miami		
Georgia Tech		
Pitt		
Virginia		

## PASSES DEFENDED LEADERS - SINCE 1987

Player	Years	PDs
1. Brandon Flowers	2005-07	42
2. Brandon Facyson	2013-	41
3. Loren Johnson	1995-98	36
William Yarborough	1992-95	36
Ronyell Whitaker	1999-02	36

## FOSTER'S #LPD PITCHES SECOND SHUTOUT OF THE SEASON

- The Lunch Pail Defense is back among the top defenses in the nation and registered their second shutout of the season vs. Old Dominion (9/23).
- Tech's two donuts this season are the most since 2006 when the #LPD shutout four opponents.
- The last time the Hokies registered back-to-back shutouts at home was 2006 vs. Kent State (11/11/06) and vs. Virginia (11/25/06).
- This season marks the 10th multi-shutout campaign in the Bud Foster Era (since 1987).

## MULTI-SHUTOUT SEASONS - SINCE 1987

Season	# of Shutouts	Final Record
1. 2006	4	10-3, 6-2 ACC
2001	4	8-4, 4-3 BIG EAST
3. 1998	3	9-3, 5-2 BIG EAST
3. 2017	2	TBD
2005	2	11-2, 7-1 ACC
2004	2	10-3, 7-1 ACC
1999	2	11-1, 7-0 BIG EAST
1997	2	7-5, 5-2 BIG EAST
1995	2	10-2, 6-1 BIG EAST
1989	2	6-4-1, Independent

## #LPD BOUNCES BACK AND SHUTS DOWN EAST CAROLINA

- After allowing 17 points and 204 yards of total offense in the first quarter at East Carolina (9/16), Bud Foster's defense allowed only four total yards in the second quarter, all on the ground, and pitched a shutout the rest of the game.
- The #LPD improved to 39-2 on the road when holding foes to 17 points or less since 2000.
- Tech's defense forced three turnovers, one interception and two fumbles, that led to 17 points.
- Senior CB Greg Stroman's sixth career interception was the 363rd pick since Bud Foster took over as the full-time defensive coordinator in 1996, which leads the nation.

## EDMONDS BROTHERS TURN IN BIG DAY VS. THE BLUE HENS

- Junior LB Tremaine Edmunds led the Hokies' Lunch Pail Defense in a 27-0 shutout of Delaware on Saturday with a game-high 14 tackles, 4.0 tackles for loss, 1.5 sacks and a forced fumble.
- Edmunds' four tackles behind the line of scrimmage set a new career high and totaled 26 yards for loss.
- His 1.5 sacks matched his personal best and 1.5 of his 4.0 TFL came on third down.
- Edmunds' second career forced fumble came at 10:18 in the fourth quarter and led to a 24-yard field by Joey Slye that made it 27-0.
- After leading the team with four interceptions in 2016, r-junior S Terrell Edmunds notched his first pick of 2017 vs. Delaware (9/9) and returned it 55 yards.
- Edmunds also posted his first career sack against the Blue Hens.
- It was the longest interception return of his career and it was one of the longest in program history over the last 10 years.

## LONGEST INT RETURNS SINCE 2010

1. Rashad Carmichael vs. East Carolina (9/18/10) - 68
2. Donovan Riley at Ohio State (9/6/14) - 63
3. Terrell Edmunds vs. Delaware (9/9/17) - 55  
Macho Harris at Boston College (10/18/08) - 55
5. Derek Di Nardo at Duke (11/15/14) - 51

## EDMONDS BROTHERS ANCHOR THE #LPD

- Of all the combinations of brothers that have come through Blacksburg, perhaps no set of brothers have had an impact quite like the Edmunds', Terrell and Tremaine.
- **Terrell** was a consensus Honorable Mention All-ACC pick as a redshirt sophomore after tying for fourth in the conference with four interceptions and finishing with 89 total tackles. He made the move from rover to free safety in the spring.
- **Tremaine** earned multiple accolades this offseason, including Preseason All-ACC and Preseason Second-Team All-America honors by Sports Illustrated, after a breakout 2016 season that saw him finish with 106 tackles, 18.5 TFL and 4.5 sacks.

## #LPD GETS THE SHUTOUT VS. DELAWARE

- Four team sacks, 12 TFL and two turnovers helped the Hokies notch the 32nd shutout of the Bud Foster Era vs. Delaware (9/9).
- The Blue Hens made two trips to the red zone and were turned away both times by the Lunch Pail Defense - first trip ended with a missed field goal that clanked off the right upright and an interception from S Terrell Edmunds ended the second threat.
- Foster's defense has registered shutouts in back-to-back seasons for the first time since 2011-12 when the Hokies pitched shutouts at Virginia (38-0, 11/26/11) and vs. Bowling Green (37-0, 9/22/12).

## CAREER/ACTIVE STARTS CHART

	2017	Streak	Career
Alexander, A.	2	-	15
Edmunds, Te.	4	8	25
Edmunds, Tr.	4	19	20
Floyd, R.	4	4	4
Hill, T.	4	5	6
Huelskamp, S.	-	-	2
Mihota, V.	4	4	18
Motuapuaka, A.	4	27	33
Reynolds, M.	4	4	19
Settle, T.	4	4	4
Shegog, A.	-	-	7
Stroman, G	4	4	20
Walker, R.	4	4	8

## STARTED EVERY GAME IN 2017

- Te. Edmonds, Tr. Edmonds, Floyd, Hill, Mihota, Motuapuaka, Reynolds, Settle, Stroman and Walker.

## LONGEST ACTIVE STREAKS

- Motuapuaka - 27
- Edmonds, Tr. - 19

## #LPD = TDs

### • 1987 - PRESENT

#### 90 Total TDs scored by the defense

- **58 pass interceptions**  
*last Andrew Motuapuaka (18 yds) vs. Furman (9/12/15)*
- **30 fumble returns**  
*last Andrew Motuapuaka (70 yds) vs. Virginia (11/26/16)*
- **2 fumble recoveries**  
*last Carl Bradley (in End Zone) at Rutgers (8/30/97)*
- **11 total safeties by the defense**  
*last vs. East Carolina (9/24/16)*

## TECH AMONG FBS LEADERS

### • 1996 - PRESENT

Rank	Category	No.
1st	Sacks	790.0
1st	Sack Yards	-5,440
1st	Interceptions	364
2nd	INT Pct.	4.4
1st	Third-Down Pct.	31.3
1st	Completion Pct.	50.4
2nd	Pass Defense	188.7 ypg
3rd	INT Return TDs	44
2nd	Passer Rating	106.3
2nd	Takeaways	584
4th	TD/INT Ratio	0.78
3rd	Total Defense	305.1 ypg
6th	Rush Defense	116.5 ypg

- **Why 1996?** Bud Foster took over full-time duties as defensive coordinator in 1996. Since then, he has developed one of the top defenses in college football.

## CAREER/ACTIVE STARTS CHART

	2017	Streak	Career
Bradburn (P, H)	4	4	4
Slye, J. (K)	4	44	44
Taylor, C. (LS)	4	20	20

### STARTED EVERY GAME IN 2017

- Bradburn
- Slye
- Taylor

### LONGEST ACTIVE STREAKS

- Slye: 44

## SPECIAL TEAM SCORES

- 1987 - PRESENT

### 58 Total TDs scored by special teams

- **22 punt returns**  
last Greg Stroman (61 yds) vs. Delaware (9/9/17)
- **20 blocked punts**  
last Anthony Shegog (19 yds) at Purdue (9/19/15)
- **9 kickoff returns**  
last Demitri Knowles (93 yds) at North Carolina (10/6/12)
- **5 blocked field goals**  
last Adonis Alexander (75 yds) at Duke (11/5/16)
- **1 fumble recovery**  
last Tee Butler (in End Zone) vs. Syracuse (10/16/99)
- **1 fumble return**  
last Andrew Motuapuaka (on KO) vs. Western Michigan (9/27/14)
- **11 total safeties on special teams**  
last vs. Liberty (9/3/16)

## BLOCK PARTY

Over the past 31 seasons, Tech special teams have blocked **68** punts, **45** field goal attempts and **28** point-after attempts for a total of 141 in 379 games - approx. 1 every **2.71** games.

• **Tech has blocked 1 FGA this year - DT Tim Settle vs. ECU (9/16/17) on 48-yard attempt.**

• Tech blocked **3** FGAs in 2016, the most since the team blocked three during the 2004 season.

• The **4** total blocks last fall (includes a punt) marked the most since 2008, when the Hokies had five blocks which included 2 PATs, 2 FGAs and 1 punt.

• In Tech's win vs. ECU (9/24/16), the Hokies blocked both a FGA and a punt, which had last happened vs. Marshall (9/21/13).

• Credited with the block on the 26-yard FGA was DT Tim Settle, while WR Cam Phillips was the player who blocked the punt.

• At Syracuse (10/15/16), Vinny Mihota blocked a 53-yard FGA in the second quarter for the Hokies' second blocked FGA of '16.

• Greg Stroman notched the 30-yard FGA block at Duke (11/5/16) that was returned for a TD by Adonis Alexander.

### HILL GETS FIRST LPD PICK OF 2017

- DE Trevon Hill picked off the first pass of the season for the Lunch Pail Defense late in the second quarter vs. West Virginia and with the Mountaineers operating in Hokies territory.
- It was the first interception of Hill's career and the first for a Virginia Tech defensive lineman since Corey Marshall at Pitt (10/16/14).
- Justin Fuente is now 10-0 at Tech when the Hokies commit fewer turnovers than their opponent.

### MOTUAPUAKA AND STROMAN ARE IN RARE COMPANY

- LB Andrew Motuapuaka and CB Greg Stroman have each scored three-plus defensive or special teams TDs in their Tech careers.
- Below is where they rank since 1987.

1. DeAngelo Hall	7 (5 PR/1 FR/ 1 INT)
2. Macho Harris	5 (4 INT/1 KOR)
<b>3. Andrew Motuapuaka</b>	<b>4 (1 INT/3 FR)</b>
André Davis	4 (4 PR)
<b>Greg Stroman</b>	<b>4 (1 FR/3 PR)</b>

## LUNCH PAIL D



• The famed Virginia Tech Lunch Pail has come to symbolize the blue-collar approach of the Hokies' defense under longtime defensive coordinator Bud Foster.

• In 1995, Foster served as co-defensive coordinator with Rod Sharpless, whose mother-in-law found the original Lunch Pail in Mercerville, New Jersey. The pail once belonged to a coal miner and after a record-setting defensive season, the Lunch Pail became an iconic part of Hokies' lore.

• The Pail travels wherever the Hokies go and its care is only entrusted to a defensive leader.

• Before the start of every season, a signed mission statement from the defense is placed in The Pail. Then every week, unit goals, team goals and keys to success are placed in The Pail, plus the turf from any road victories.

• Since 2007, The Pail has also contained the names of the 32 fallen Hokies taken in the April 16 tragedy.

• Darryl Tapp is the only player who has ever earned lifetime possession of an incarnation of The Pail from Foster.

### DEABLO IMPRESSES IN FIRST GAME WITH #LPD

• After moving to the defensive side of the ball in the spring, sophomore Divine Deablo made some key plays down the stretch at safety in the Hokies' win over West Virginia.

• Deablo finished with six tackles, his first career TFL and his first career pass breakup that came with 50 seconds left in the game in Virginia Tech territory.

• Deablo played in the latter half of the fourth quarter in place of S Terrell Edmunds, who was suffering from severe cramps.

### #LPD ENJOYS RESURGENT 2016

• Defensive coordinator Bud Foster's Lunch Pail Defense returned to its rightful place among the top defenses in the nation last season. The Hokies finished in the top 15 nationally in four categories:

#### 2016 Top 15 FBS Defense Rankings

- 3. Third Down Defense - 27.5%
- 5. Completion Pct. - 50.1%
- T7. Tackles For Loss - 113.0
- 14. Pass Efficiency - 111.1

## SPECIAL TEAMS

### JOEY SLYE: VIRGINIA TECH'S NEW FIELD GOAL KING

• Senior K Joey Slye went 3 for 3 on field goals, 7 for 7 on point after attempts and tallied 10 touchbacks in Virginia Tech's 64-17 win over East Carolina.

• His third field goal of the day gave him 69 for his career, breaking Virginia Tech's all-time mark of 68 that had been held by Shayne Graham since 1999.

• Slye recorded the tackle on his lone kick off of the day that was returned.

• His 25-yard FG with 8:36 left in the second quarter tied the game at 17-17 and his 34-yard FG with 2:07 left in the first half served as the go-ahead score.

• Slye has now scored in 35 consecutive games dating back to Nov. 1 of his freshman season, threatening Graham's program record of 37 straight scoring games.

• Slye moved past Lee Suggs on the all-time scoring list after tallying nine points vs. Delaware (9/9).

### SLYE HITS FROM 50

• Senior K Joey Slye, who has solidified a reputation as having one of the most powerful kicking legs in the country, registered a career-long 50-yard field goal vs. Delaware (9/9).



- The last Virginia Tech kicker to boot a 50+ yard FG was Cody Journell, who kicked a 56 yarder at Boston College (11/02/13).
- The last time Slye failed to score in a game was vs. Miami (10/23/14).
- The program record is currently held by K Shayne Graham who scored in 37 straight games from vs. Nebraska (12/31/96) through vs. Florida State (1/4/00).

Tech Career FG Leaders			Tech Career Scoring Leaders		
Name	Years	FGs	Name, pos.	Years	Pts
1. <b>Joey Slye</b>	<b>2014-</b>	<b>70</b>	1. Shayne Graham, K	1996-99	371
2. Shayne Graham	1996-99	68	2. <b>Joey Slye, K</b>	<b>2014-</b>	<b>360</b>
3. Brandon Pace	2003-06	58	3. Lee Suggs, RB	1999-02	336

### OSCAR BRADBURN: THE PUNTER FROM DOWN UNDER

- Freshman P Oscar Bradburn placed three punts inside the 20, had two punts of 50+ yards and drew three fair catches playing in his first American rules football game vs. West Virginia.
- He averaged 46.5 yards per punt and registered a long punt of 54 yards.
- A native of Sydney, Bradburn played Australian Rules Football for Sydney Swans Academy and trained at ProKick Australia, a facility in Melbourne that produced two of the three finalists for the 2016 Ray Guy Award.
- Tech's special teams and tight ends coach James Shibest, Bradburn's primary recruiter, is no stranger to working with Australian punters. While serving as special teams coach under Justin Fuente at Memphis, Shibest coached 2013 Ray Guy Award winner and Geelong, Australia native Tom Hornsey.

### STROMAN CLIMBING CHARTS FOR PUNT RETURNERS

- Senior PR Greg Stroman's 61-yard punt return for a touchdown vs. Delaware (9/9) helped propel him further up in Virginia Tech's record book for punt returns.
- Stroman now sits behind Frank Loria for sixth all-time in punt return yards and moved into a tie for four in punt return TDs with Eddie Royal.
- In Tech's history, only two men have ever returned more than 100 punts, John Ludlow (136, 1979-82) and Eddie Royal (111, 2004-07), while Royal is the only man to go over 900 yards in punt returns - finishing his career with 1,296 punt return yards.

Career Punt Returns			Career Punt Return Yards			Career Punt Return TDs		
Player	Years	Ret.	Players	Years	Yds.	Players	Years	TDs.
1. John Ludlow	1979-82	136	5. Jayron Hosley	2009-11	815	1. DeAngelo Hall	2001-03	5
2. Eddie Royal	2004-07	113	<b>Greg Stroman</b>	<b>2014-</b>	<b>815</b>	2. Andre Davis	1998-01	4
3. <b>Greg Stroman</b>	<b>2014-</b>	<b>101</b>	7. Frank Loria	1965-67	813	Frank Loria	1965-67	4
						4. Eddie Royal	2004-07	3
						<b>Greg Stroman</b>	<b>2014-</b>	<b>3</b>

### BRADBURN AVERAGES 40+ YPP IN FIRST THREE GAMES

- Freshman P Oscar Bradburn averaged 40+ yards per punt in his first three games playing American rules football after punting at a 46.0 clip at East Carolina (9/16).
- Bradburn is the first Virginia Tech punter since Brent Bowden in 2007 to average 40+ per punts in his first three games.
- The program record for consecutive games with a 40+ yards per punt average is eight held by Jimmy Kibble (10/25/97-9/12/98), and twice by A.J. Hughes (12/28/12-10/12/13; 11/2/13- 9/13/14).

### SLYE LEADS THE NATION IN TOUCHBACKS

- Senior Joey Slye has been nearly automatic on kick offs this season where 22 of his 23 kicks have gone for a touchback, which leads all of college football.

#### Touchback Leaders

1. Joey Slye, Virginia Tech - 22 (95.7%)
2. Mitch Wishnowsky, Utah - 18 (81.8%)  
Austin Seibert, Oklahoma - 18 (78.3%)
4. Davis Price, Colorado - 17 (85.0%)  
Logan Cooke, Mississippi State - 17 (70.8%)

### BEAMER'S RETIRED NO. 25 MAKES A RETURN TO THE FIELD

- R-Senior DB Deon Newsome wore the honorary No. 25 vs. Old Dominion (9/23).
- Head coach Justin Fuente and the Hokies paid homage to Frank Beamer and Virginia Tech's legacy of excellence on special teams last season by selecting a special teams player of the week who will wear No. 25.
- With Coach Beamer's blessing, his retired No. 25 was worn by a player who exemplified the role special teams played during Virginia Tech's rise to national prominence.
- "I'm so very humbled by this thoughtful gesture by Coach Fuente," Beamer said. "I'm grateful that he reached out for my blessing to use the number 25 in this way."

2017 "25" Game By Game	
Opponent	Honoree
West Virginia	LB Anthony Shegog
Delaware	LS Colton Taylor
ECU	PR Greg Stroman
ODU	DB Deon Newsome
Clemson	
B. College	
UNC	
Duke	
Miami	
Ga. Tech	
Pitt	
Virginia	

## FOOTBALL HISTORY

### All-Time Tech Record (1892 - 124 seasons)

<b>Overall</b> .....	733*-461-46
<b>Conference</b> .....	239-167-21
<b>In Blacksburg</b> .....	377-112-13
Behind Lane Hall (1892) .....	1-0-0
Sheib Field (1894-1901) .....	13-1-0
Gibboney Field (1902-08) .....	19-2-0
Miles Field (1909-25) .....	60-3-3
Miles Stadium (1926-64) .....	67-25-4
Lane Stadium (1965-; 53rd season) ..	217-81-6

On the road .....	202-217-14
Neutral sites .....	153-132-19
Televised games .....	213-102
Overtime games .....	6-6
When ranked .....	161-55-1
Opponent ranked .....	53-88-1
Both teams ranked .....	35-26
VT ranked higher .....	23-11
Opponent ranked higher .....	12-15

\* - includes forfeit by Temple during 1986 season

	Tech	Opp.
Total points scored (Ave.) ..	25,591 (21)	17,785 (14)
Most Points Scored .....	99 (1919).....77 (1973)	
Shutouts By (last) .....	249 (2017)..144 (1995)	
Largest Margin of Victory. . .	99 (1919).....71 (1973)	
Smallest Margin of Victory. .	1 (2014).....1 (2004)	

## TECH IN OVERTIME (6-6)

Date	Opp.	Tech	Opp	Result	In
9/19/98	at Miami	27	20	W	OT
11/9/02	at Syracuse	42	50	L	3OT
11/15/03	at Temple	24	23	W	OT
1/3/12	vs. Michigan	20	23	L	OT
9/3/12	Ga. Tech	20	17	W	OT
11/17/12	at BC	30	23	W	OT
12/28/12	vs. Rutgers	13	10	W	OT
9/21/13	Marshall	29	21	W	3OT
11/16/13	Maryland	24	27	L	OT
11/22/14	at WF	3	6	L	2OT
10/24/15	Duke	43	45	L	4OT
11/21/15	UNC	27	30	L	OT

## POWER 5 LEADERS MOST WINS

### 1996-Present

1. Ohio State .....
2. Florida State .....
3. Oklahoma .....
4. **Virginia Tech** .....
5. Alabama .....

## MOST 10-WIN SEASONS

### 1999-Present

1. Oklahoma .....
2. **Virginia Tech** .....
3. Ohio State .....
4. TCU .....
5. Alabama .....

# 17 FOOTBALL GAME NOTES

## TURNOVER SUMMARY

Date	Opponent	Takeaways	Points Off	Giveaways	Points Off	TO Margin	Points Off Margin
9/3	West Virginia	1	0	0	0	+1	0
9/9	Delaware	2	3	1	0	+1 (+2)	+3 (+3)
9/16	East Carolina	3	17	0	0	+3 (+5)	+17 (+20)
9/23	Old Dominion	1	7	1	0	0 (+5)	+7 (+27)
9/30	Clemson	-	-	-	-	-	-
10/7	Boston College	-	-	-	-	-	-
10/21	North Carolina	-	-	-	-	-	-
10/28	Duke	-	-	-	-	-	-
11/4	Miami	-	-	-	-	-	-
11/11	Georgia Tech	-	-	-	-	-	-
11/18	Pitt	-	-	-	-	-	-
12/3	Virginia	-	-	-	-	-	-
	<b>Totals</b>	<b>6</b>	<b>0</b>	<b>1</b>	<b>0</b>	<b>+5</b>	<b>+27</b>

## OFF THE FIELD

### 7 VIRGINIA TECH SENIORS EARN DEGREES IN SPRING 2017

- Seven Hokies have already earned their undergraduate degrees:

No.	Player, Pos.	Major
61	Kyle Chung, OL	Sociology
89	James Clark, WR	Finance (Ohio State); <ul style="list-style-type: none"> <li>Currently enrolled in Education, Curriculum and Instruction Master's program.</li> </ul>
31	Brandon Facyson, CB	Biology and Sociology
56	Sean Huelskamp, LB	Finance
67	Parker Osterloh, T	Environmental Sciences <ul style="list-style-type: none"> <li>Currently enrolled in Natural Resources Master's program.</li> </ul>
24	Anthony Shegog, LB	Sociology
87	Colton Taylor, LS	Human Development

### 4 HOKIES GET SELECTED IN THE 2017 NFL DRAFT

- The Hokies saw four players picked in the 2017 NFL Draft on May 1 in Philadelphia and five others sign free agent contracts.
- Virginia Tech has had a player selected in the NFL Draft every year since 1994.
- S Chuck Clark carried the flag for the Real #DBU as he became the 24th Tech DB to get selected since 1997. Clark is also Bud Foster's 41st NFL Draft pick.

Year	Name	Position	Round	Pick	Overall	Team
2017	Chuck Clark	DB	6	2	186	Baltimore
2017	Bucky Hodges	TE	6	17	201	Minnesota
2017	Sam Rogers	RB	6	22	206	LA Rams
2017	Isaiah Ford	WR	7	19	237	Miami
2017	Woody Baron	DT	FA			Dallas
2017	Trey Edmunds*	RB	FA			Kansas City
2017	Ken Ekanem	DE	FA			Denver
2017	Jon McLaughlin	OL	FA			Arizona
2017	Nigel Williams	DT	FA			Buffalo

\*Concluded college career at Maryland; now with New Orleans

## THE DRIVE FOR 25

- On Dec. 12, 2016, the Virginia Tech Athletics Department announced the launching of a campaign entitled "Drive for 25," with the department seeking to increase membership in the Virginia Tech Athletic Fund (aka the "Hokie Club") to 25,000 members. That would make the Hokie Club the largest athletics fundraising group in the ACC.
- The impetus behind the Drive for 25 is to raise the financial resources needed to provide Virginia Tech student-athletes with the opportunities to continue their success in the classroom, in competition and in the community.
- The Hokie Club's primary role in providing opportunities for student-athletes comes through the raising of money for scholarships, but tuition, fees and cost of attendance increases continue to climb. The department projects the scholarship bill for 2016-17 to be around \$14.4 million, and the Hokie Club raised \$11.5 million for scholarships last year.
- Legendary head football coach Frank Beamer, who retired at the conclusion of the 2016 season, will be the spokesperson for the campaign. Beamer is a longtime member of the Hokie Club and has contributed extensively to both athletics and academics at the university over three decades.



## VIRGINIA TECH CELEBRATES 125 YEARS OF FOOTBALL

- The 2017 football season will mark the 125th year of Virginia Tech Football, with the first game being played on October 21, 1892.
  - Virginia Tech has produced new in-game features showcasing fans and former student-athletes' favorite games and memories. Virginia Tech will also be recognizing a group of former student-athletes at each home game.





LAST MEETING

**3 CLEMSON** **42**  
**19 VIRGINIA TECH** **35**

CAMPING WORLD STADIUM • ORLANDO, FLA. • DECEMBER 4, 2016 • ATTENDANCE: 50,628

**ORLANDO, Fla.** – Virginia Tech quarterback Jerod Evans accounted for 310 yards and three touchdowns, but Clemson quarterback Deshaun Watson accounted for five touchdowns and led the Tigers to a 42-35 victory over the Hokies in the ACC Championship Game played Saturday night at Camping World Stadium.

With the loss, the Hokies fell to 9-4 overall on the season. Tech fell to 3-3 in ACC championship games. Clemson moved to 12-1 overall and all but cinched its spot as one of the four teams in the College Football Playoff.

The Hokies trailed the Tigers 35-14 late in the third quarter, but responded by scoring touchdowns on three straight possessions. A 5-yard touchdown pass from Evans to Cam Phillips pulled Tech to within 42-35 with 5:43 remaining.

Tech held Clemson to three-and-out on its next possession and got the ball back with 4:03 to go. The Hokies drove to the Clemson 23, but on third-and-6, Evans was held to no gain, setting up a fourth-down situation in the Hokies were forced to go for it.

Evans dropped back to pass on the play and was hit just as he was trying to deliver a pass to Bucky Hodges. The Tigers intercepted the pass, and then ran out the clock to seal the win.

Evans completed 21 of 35 for 264 yards and a touchdown, with two interceptions. He also rushed for 46 yards and two scores.

Watson, the game's MVP, threw for 288 yards and three touchdowns and rushed for 85 yards and two scores. Clemson out-gained the Hokies 470-386.

**SCORING**

CLEMSON	14	7	14	7	-	42
VIRGINIA TECH	7	7	7	14	-	35

- CU (11:47 - 1st) - WATSON 3 yd Rush (HUEGEL Kick)
- CU (05:57 - 1st) - LEGGETT 21 yd Pass From WATSON (HUEGEL Kick)
- VT (00:51 - 1st) - Travon McMillian 1 yd Rush (Joey Slye Kick)
- CU (11:46 - 2nd) - LEGGETT 10 yd Pass From WATSON (HUEGEL Kick)
- VT (04:09 - 2nd) - Jerod Evans 11 yd Rush (Joey Slye Kick)
- CU (09:17 - 3rd) - GALLMAN 8 yd Rush (HUEGEL Kick)
- CU (04:45 - 3rd) - WATSON 2 yd Rush (HUEGEL Kick)
- VT (02:27 - 3rd) - Travon McMillian 27 yd Rush (Joey Slye Kick)
- VT (11:35 - 4th) - Jerod Evans 5 yd Rush (Joey Slye Kick)
- CU (07:33 - 4th) - RENFROW 15 yd Pass From WATSON (HUEGEL Kick)
- VT (05:43 - 4th) - Cam Phillips 26 yd Pass From Jerod Evans (Joey Slye Kick)

**TEAM STATS**

	CU	VT
First downs	30	19
Rushing yds.	41-182	35-102
Passing yds.	288	284
Return yds.	---	108
Passes	23-34-1	22-36-2
Punts-avg.	5-34.6	6-44.8
Fumbles-lost	0-0	0-0
Penalties-yds.	8-65	8-89
Time of poss.	31:52	28:08

**INDIVIDUAL STATS**

**Rushing** — Virginia Tech, Evans 21-46, Rogers 4-10, Phillips 3-9, McMillian 7-37. CU, Watson 17-85, Gallman 17-59, Fuller 5-40, TEAM 2- -2.

**Passing** — Virginia Tech, Evans 21-35-264-2, Ludwig 1-1-20-0. CU, Watson 23-34-288-1.

**Receiving** —Virginia Tech, Ford 4-89, Hodges 1-42, Rogers 3-36, Carroll 1-5, Phillips 12-92, Edmunds 1-20. CU, Scott 7-48, Williams 5-57, Leggett 4-49, Cain 2-69, Renfrow 2-46, McCloud 1-9, Gallman 1-7, Thompson 1-3.

Teams Under Fuente	2017	Tech	Career
Home	2-0	7-1	22-11
Road	1-0	5-1	15-14
Neutral	1-0	1-2	3-2
Grass	4-0	12-1	17-5
Artificial Turf	0-0	1-3	23-22
Won Coin Toss	3-0	5-3	18-15
Lost Coin Toss	1-0	8-1	22-12
<b>Fuente Teams' Record When ...</b>			
Leading after the 1st quarter	3-0	9-1	25-10
Trailing after the 1st quarter	1-0	3-3	12-16
Tied after the 1st quarter	0-0	2-0	3-1
Leading at halftime	4-0	12-0	32-4
Trailing at halftime	0-0	2-4	7-21
Tied at halftime	0-0	0-0	1-2
Leading after 3rd quarter	4-0	12-0	36-2
Trailing after 3rd quarter	0-0	2-4	3-23
Tied after 3rd quarter	0-0	0-0	1-2
Leading with less than 2:00 to play	4-0	14-0	37-2
Trailing with less than 2:00 to play	0-0	0-4	1-24
Tied with less than 2:00 to play	0-0	0-0	2-1
Scores first	3-0	11-1	24-11
Opponent scores first	1-0	3-3	14-16
Scores 20+ points	4-0	14-3	38-14
Opponent scores 20+ points	1-0	5-4	13-25
Holds opponent to 20 points or less	3-0	9-0	27-2
Game is decided by 3 points or less	0-0	3-0	5-3
Game is decided by 10 points or less	1-0	1-2	7-12
<b>Fuente Teams' Record When ...</b>			
Less than 150 yards rushing	1-0	1-2	6-20
150+ yards rushing	3-0	13-2	34-8
200+ yards passing	3-0	10-4	27-14
300+ yards passing	2-0	3-2	14-7
300+ yards total offense	3-0	12-4	36-17
400+ yards total offense	2-0	10-2	27-7
500+ yards total offense	2-0	5-0	15-1
70+ total plays	2-0	11-4	28-17
80+ total plays	2-0	6-1	18-5
<b>Fuente Teams' Record When ...</b>			
Allowing less than 150 yards rushing	3-0	10-0	31-12
150+ yards rushing	1-0	3-4	8-15
200+ yards passing	2-0	6-2	15-19
300+ yards passing	1-0	3-1	10-10
300+ yards total offense	1-0	6-4	19-24
400+ yards total offense	1-0	4-2	10-13
500+ yards total offense	1-0	2-1	6-6
70+ total plays	1-0	4-3	16-19
80+ total plays	1-0	2-1	10-6
<b>Fuente Teams' Record When ...</b>			
Committing fewer turnovers	3-0	10-0	25-7
Committing more turnovers	0-0	1-4	5-17
Turnovers are the same	1-0	3-0	10-3
Having fewer penalty yards	3-0	11-1	23-7
Having more penalty yards	1-0	3-2	17-19
Penalty yards are even	0-0	0-1	0-1
Leading time of possession	3-0	12-1	27-10
Trailing time of possession	1-0	2-3	13-17
<b>Fuente Teams' High &amp; Low Water Marks ...</b>			
Largest halftime lead	17	38	56
Largest halftime deficit	-	24	28
Highest number of plays	95	95	97
Lowest number of plays	57	68	48
Opponent highest number of plays	89	100	100
Opponent lowest number of plays	50	50	50
Warmest Game Temperature	85°	85°	94°
Coldest Game Temperature	68°	37°	37°
<b>Fuente Teams' For ...</b>			
Day Games	3-0	10-2	22-13
Night Games (5 p.m. kickoff or later)	1-0	4-2	18-14
Games with temperature 49 or below	0-0	2-0	5-3
Games with temperatures in 50s	0-0	2-1	6-6
Games with temperatures in 60s	1-0	3-1	10-5
Games with temperatures in 70s	1-0	5-1	11-6
Games with temperatures in 80s	2-0	2-1	7-4
Games with temperatures in 90s	0-0	0-0	1-3

## 2017 HONORS

### **QB Josh Jackson**

- Pro Football Focus National Team of the Week, QB (9/19)
- ACC Rookie of the Week (9/18)
- Athlon Sports Offensive Freshman of the Week (9/17)
- ACC Rookie of the Week (9/5)
- CBS Sports Freshman of the Week (9/5)

### **WR Cam Phillips**

- HERO Sports CFB HERO of the Week (9/22)
- Pro Football Focus National Team of the Week, WR (9/19)
- ACC Receiver of the Week (9/18)
- ACC Receiver of the Week (9/5)
- Biletnikoff Award Watch List
- All-ACC Preseason Football Team

### **LB Andrew Motuapuaka**

- ACC Linebacker of the Week (9/5)

### **Virginia Tech**

- Athlon Sports Team of the Week (9/5)

### **HC Justin Fuente**

- Bobby Dodd Trophy Watch List

### **LB Tremaine Edmunds**

- Athlon Sports Preseason All-America 3rd Team

- Bednarik Award Watch List
- Nagurski Trophy Watch List
- Butkus Award Watch List
- All-ACC Preseason Football Team
- Sports Illustrated Preseason Second Team All-American

### **DT Tim Settle**

- Piesman Trophy Watch List

### **K Joey Slye**

- Wuerffel Trophy Watch List
- All-State Good Works Team
- Groza Award Watch List

### **CB Greg Stroman**

- Athlon Sports Preseason All-America 2nd Team
- Jim Thorpe Award Watch List
- Hornung Award Watch List

### **OL Wyatt Teller**

- All-ACC Preseason Football Team

## HOKIES ON CURRENT NFL ROSTERS - 14

T	Duane Brown (DNR)	Houston
S	Kam Chancellor	Seattle
S	Chuck Clark	Baltimore
RB	Trey Edmunds	New Orleans
WR	Isaiah Ford (IR)	Miami
WR	Corey Fuller (IR)	New Orleans
CB	Kyle Fuller	Chicago
CB	Kendall Fuller	Washington
S	DeAngelo Hall (PUP)	Washington
TE	Bucky Hodges (PS)	Carolina
LB	Dadi Nicolas (PUP)	Kansas City
FB	Sam Rogers (PS)	LA Rams
QB	Tyrod Taylor	Buffalo
TE	Logan Thomas	Buffalo

\*As of Sept. 5 2017  
 IR - Injured Reserve  
 PS - Practice Squad  
 PUP - Reserve/Physically unable to perform  
 DNR - Did Not Report

## TWO-TIME NFL COACH OF THE YEAR

Bruce Arians took a long and winding path before finally becoming an NFL head coach. This former Tech quarterback has a penchant for getting the best out of passers at the pro level with his notable pupils including Super Bowl champions Peyton Manning and Ben Roethlisberger, as well as the likes of Carson Palmer and Andrew Luck.

## BRUCE ARIANS

**Quarterback – Virginia Tech (1972-74)**

**Head Coach – Arizona Cardinals (2013-present)**

- Associated Press NFL Coach of the Year – Indianapolis Colts (2012)
- Associated Press NFL Coach of the Year – Arizona Cardinals (2014)




*Bruce Arians (pictured above), a former Virginia Tech quarterback and currently the head coach of the Arizona Cardinals, proudly sporting his Hokies' swag.*

## OTHER HOKIES IN NFL ROLES

<b>Malcolm Blaken</b>	Washington	Director of Player Development
<b>Eugene Chung</b>	Philadelphia	Assistant O-Line/Tight Ends/Run Game
<b>Keith Gray</b>	Philadelphia	Assistant Strength & Conditioning
<b>Torrian Gray</b>	Washington	Defensive Backs
<b>Chad Grimm</b>	Washington	Outside Linebackers
<b>Jeff King</b>	Chicago	Pro Scout
<b>Anthony Midget</b>	Houston	Assistant Secondary
<b>Chris Peduzzi</b>	Philadelphia	Head Athletic Trainer
<b>Nick Rapone</b>	Arizona	Defensive Backs
<b>Johnny Shelton</b>	Baltimore	Team Chaplain
<b>Nick Sorensen</b>	Seattle	Secondary

# LANE STADIUM

## A TRUE HOMEFIELD ADVANTAGE



### NO. 1

#### Best Homefield Advantage in College Football (Rivals.com)

Lane Stadium doesn't blow people away by the brute strength of a massive stadium, but with knowledgeable fans that always reach a frenzied pitch at the right time, the Hokies make the most of their numbers.

Every good stadium has at least one end designed for deafening noise levels, and the enclosed South End Zone at Lane Stadium fits the bill perfectly. Holding more than 11,000 screaming Virginia Tech fans, the section amplifies noise and renders audibles useless. That's not to mention the isolation factor. With the nearest major airport nearly 45 minutes away, opponents' fans are never out in force at Lane Stadium.

### NO. 2

#### Best College Football Town in America (USA Today Survey)

### NO. 2

#### Scariest Venue for Opposing Teams (ESPN the Magazine)

The two loudest places I've ever seen a game are Lane Stadium and the Orange Bowl, but the Hokies' home crowd is a lot more consistent. The whole place rocks when they crank up "Enter Sandman." I remember watching a decent BC team go there on a Thursday night and completely melt down.

### NO. 2

#### Best Entrances in College Football (Sports Illustrated)

This entrance is one of the purest slices of Americana you will ever experience.

### NO. 6

#### College Football Stadium & Tailgate Fans Should Visit Before They Die (Bleacher Report)

### NO. 7

#### Loudest College Football Stadium (Bleacher Report)

## LANE STADIUM - HOME OF THE HOKIES

Rising high into the mountainous sky of the New River Valley, Virginia Tech's Lane Stadium enters its 53rd year of football competition in 2017. The Tech football team has enjoyed over two decades of success, going to 24 straight bowl games and winning 10 or more games eight straight seasons from 2004-11. A big part of that success is the home-field advantage the Hokies enjoy at Lane Stadium/Worsham Field.

Sitting at roughly 2,057 feet above sea level, the stadium is the second-highest among all FBS schools in the eastern United States, trailing only Appalachian State (3,300). Completed in 1965, Lane Stadium/Worsham Field has gone through numerous changes, renovations and additions. But through it all, it has always been regarded as one of the finest places to watch – and toughest places for opponents to play – a college football game.

## THE HOKIE STONE

Before each home football game, Virginia Tech football players and coaching staff enter Lane Stadium through a tunnel. On the stadium-side entrance to Worsham Field, they pass beneath a Hokie Stone, which they touch for good luck and is flanked by these words: "For those who have passed. For those to come ... Reach for Excellence."

## ENTER SANDMAN

The history behind Virginia Tech's use of Metallica's "Enter Sandman" started during the 2000 season. That summer, Tech added a new scoreboard to Lane Stadium and the athletics marketing team decided to use the song for an entrance video. The group considered "Welcome to the Jungle" by Guns N' Roses and "Sirius" by the Alan Parsons Project before settling on "Enter Sandman." As the song played on one chilly evening prior to team's entrance, members of the Marching Virginians began to jump up and down in rhythm in an effort to stay warm. The Lane Stadium crowd followed suit and the jumping hasn't stopped since.

## MILESTONE GAMES

	DATE	OPPONENT	RESULT
Inaugural Game & Win	10/2/65	William & Mary	W 9-7
First Televised Game	10/29/66	Florida State	W 23-21
First Night Game	11/25/82	Virginia	W 21-14
First Win Under Beamer	10/3/87	Navy	W 31-11
First ESPN Game	11/24/90	Virginia	W 38-13
Worsham Field Dedicated	9/5/92	James Madison	W 49-10
First BIG EAST Game	9/26/92	West Virginia	L 16-7
First BIG EAST Win	10/16/93	Temple	W 55-7
100th Win	9/22/94	West Virginia	W 34-6
First Thursday Night Game	9/22/94	West Virginia	W 34-6
Program's 1,000th Game	9/4/99	James Madison	W 47-0
First College Gameday Appearance	10/16/99	Syracuse	W 62-0
First ACC Game & Win	9/18/04	Duke	W 41-17
200th Win	10/13/12	Duke	W 41-20
Beamer's Final Home Win	10/9/15	N.C. State	W 28-13
Beamer's Final Home Game	11/21/15	North Carolina	L 30-27 OT
300th Game	11/20/16	Miami	W, 37-16
First Win Under Fuente	9/3/17	Liberty	W, 36-13

## LANE STADIUM

### FAST FACTS

Capacity.....	65,632
Seasons.....	53rd in 2017
Inaugural Season.....	1965
Construction Began.....	April 1964
New Press Box/West Side Completed.....	2006
South End Zone Expansion Completed.....	2002
Longest Tech Win Streak.....	16 games (9/4/99 – 10/13/01)
Elevation Above Sea Level.....	2,057 feet

# VIRGINIA TECH INDOOR PRACTICE FACILITY



**2** 737 jets can fit inside the building (nose to tail)



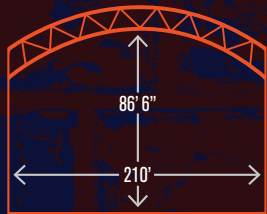
**26,500** Square feet of glass and translucent panels, which is just over half an acre



**11,213** Square feet of Hokie Stone on the facade

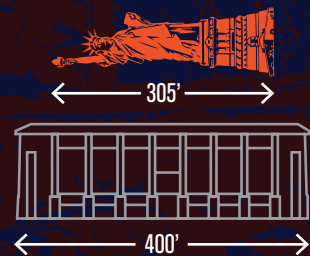
**1,200** Tons of specially engineered steel were utilized

Over 86 feet from the field to the bottom of the truss — a must for the kicking game!



**86 feet 6 inches**

The Statue of Liberty could easily fit inside the facility



**7,905,108**

Cubic feet of space, enough room to fill

**89 OLYMPIC POOLS**

**60,000**

Square feet of precast concrete panels with the majority of weighing over

**18 TONS**

**8**

UT PROSIM

Porticoes feature the same values as the eight pylons of Virginia Tech's War Memorial: Brotherhood, Honor, Leadership, Sacrifice, Service, Loyalty, Duty and Ut Prosim

## 2017 VIRGINIA TECH FOOTBALL ROSTERS

#	NAME	POS	#	NAME	VL	POS	HT	WT	YR	HOMETOWN	HS/LAST SCHOOL
2	Hendon Hooker	QB	36	Adonis Alexander	2	CB	6' 3"	197	Jr.	Charlotte, N.C.	Independence
2	Tyree Rodgers	DB	23	Rayshard Ashby	-	LB	5' 10"	227	Fr.	Chesterfield, Va.	L.C. Bird High School
3	Greg Stroman	CB	63	Daniel Bailey	-	OL	6' 3"	300	r-So.	Abingdon, Va.	Abingdon
4	Tim Settle	DT	40	Emmanuel Belmar	0	DE	6' 2"	240	r-Fr.	Suwanee, Ga.	Collins Hill
5	Cam Phillips	WR	42	Cole Blaker	-	TE	6' 3"	230	Fr.	Narrows, Va.	Narrows
5	Ryan Willis	QB	91	Oscar Bradburn	-	P	6' 1"	202	Fr.	Sydney, Australia	Sydney Secondary College
6	AJ Bush	QB	53	Aiden Brown	-	OL	6' 2"	273	Fr.	Silver Spring, Md.	Bullis School
6	Mook Reynolds	DB	43	Xavier Burke	-	DL	6' 3"	282	r-So.	Lawrenceville, Va.	Brunswick
7	Devon Hunter	DB	6	AJ Bush	-	QB	6' 4"	225	r-Jr.	Atlanta, Ga.	Norcross/Iowa Western CC
8	Phil Patterson	WR	52	Austin Cannon	-	OL	6' 2"	314	r-Fr.	Mechanicsville, Va.	Atlee/Fork Union
8	Ricky Walker	DT	86	C.J. Carroll	1	WR	5' 8"	173	r-Jr.	Olney, Md.	Our Lady of Good Counsel
9	Drake Deluliis	TE	65	Matt Christ	-	OL	6' 3"	273	r-So.	Sterling, Va.	Dominion
9	Khalil Ladler	DB	61	Kyle Chung	-	OL	6' 3"	302	Sr.	Ponte Vedra Beach, Fla.	Ponte Vedra
11	Jack Click	QB	89	James Clark	-	WR	5' 10'	185	r-Sr.	New Smyrna Beach, Fla.	Ohio State
11	Houshun Gaines	DE	11	Jack Click	-	QB	6' 3"	215	r-So.	Glen Allen, Va.	Deep Run/Fork Union
12	Henri Murphy	WR	87	Tre Coghill III	-	WR	5' 11"	161	Fr.	Fredericksburg, Va.	Mountain View
13	Caleb Farley	WR	85	Chris Cunningham	1	TE	6' 2"	241	r-So.	Jacksonville, Fla.	Atlantic Coast
13	Jalen Holston	RB	39	Sean Daniel	-	WR	5' 9"	180	r-So.	Chesapeake, Va.	Oscar Smith
15	Sean Savoy	WR	17	Divine Deablo	1	DB	6' 3"	210	So.	Winston-Salem, N.C.	Mount Tabor
16	Coleman Fox	RB	35	Zion Debose	-	DE	6' 1"	244	Fr.	Salisbury, N.C.	North Rowan
17	Divine Deablo	DB	9	Drake Deluliis	-	TE	6' 5"	235	Fr.	Charlotte, N.C.	Providence
17	Josh Jackson	QB	81	Samuel Denmark	-	WR	6' 0"	187	r-Fr.	Huger, S.C.	Hanahan
18	Raymon Minor	DE	60	Silas Dzansi	-	OL	6' 5"	305	Fr.	Woodbridge, Va.	C.D. Hylton
18	Chase Mummau	QB	22	Terrell Edmunds	2	S	6' 2"	220	r-Jr.	Danville, Va.	Dan River
19	Hezekiah Grimsley	WR	49	Tremaine Edmunds	2	LB	6' 5"	250	Jr.	Danville, Va.	Dan River
20	Deon Newsome	S	31	Brandon Facyson	3	CB	6' 2"	197	Sr.	Newnan, Ga.	Northgate
21	Reggie Floyd	S	13	Caleb Farley	-	WR	6' 2"	192	Fr.	Hickory, N.C.	Maiden
22	Terrell Edmunds	S	21	Reggie Floyd	1	S	6' 0"	218	So.	Manassas, Va.	Stonewall Jackson
23	Rayshard Ashby	LB	16	Coleman Fox	-	RB	5' 11"	200	r-So.	Salem, Va.	Salem
24	Anthony Shegog	LB	47	Darius Fullwood	-	DT	6' 3"	282	r-So.	College Park, Md.	Our Lady of Good Counsel
26	Jovonn Quillen	DB	11	Houshun Gaines	1	DE	6' 3"	245	r-So.	Rocky Mount, N.C.	Nash Central
27	Justin Hairston	WR	64	Eric Gallo	3	C	6' 2"	300	Sr.	Richboro, Pa.	Council Rock South
27	Shawn Payne	CB	45	TyJuan Garbutt	-	DE	6' 1"	221	Fr.	Fredericksburg, Va.	Riverbend
28	Bryce Watts	DB	59	J'Bril Glaze	-	DL	6' 1"	270	Fr.	Tampa, Fla.	Jefferson
29	Dalton Keene	TE	41	Jaylen Griffin	-	LB	6' 1"	238	Fr.	Rome, Ga.	Rome
29	Ishmiel Seisay	DB	48	Daniel Griffith	-	LB	6' 0"	230	r-Fr.	Suffolk, Va.	Nansemond-Suffolk Academy
30	Jordan Jefferson	WR	19	Hezekiah Grimsley	-	WR	6' 0"	172	Fr.	Williamsburg, Va.	Lafayette
31	Brandon Facyson	CB	27	Justin Hairston	-	WR	6' 0"	176	Fr.	Manassas, Va.	Osborn Park
32	Steven Peoples	RB	90	Casey Harman	-	TE	6' 3"	242	r-So.	Swords Creek, Va.	Honaker
33	Deshawn McCleese	RB	89	Damon Hazelton	-	WR	6' 2"	215	r-Fr.	Baltimore, Md.	Ball State
34	Travon McMillian	RB	55	Jarrod Hewitt	-	DT	6' 1"	285	r-Fr.	Venice, Fla.	Venice
35	Zion Debose	DE	94	Trevon Hill	1	DE	6' 3"	245	r-So.	Virginia Beach, Va.	Salem
36	Adonis Alexander	CB	13	Jalen Holston	-	RB	5' 11"	219	Fr.	Stockbridge, Ga.	Stockbridge
37	Devante Smith	DB	2	Hendon Hooker	-	QB	6' 4"	216	Fr.	Greensboro, N.C.	Dudley
38	Rico Kearney	LB	76	Jarrett Hopple	-	OL	6' 7"	305	r-Fr.	Suffolk, Va.	Nansemond River
39	Sean Daniel	WR	75	Zachariah Hoyt	-	OL	6' 4"	298	r-Fr.	Salem, Va.	Salem
39	Tyrone Thornton	DB	56	Sean Huelskamp	3	LB	6' 1"	225	r-Sr.	Centreville, Va.	Chantilly
40	Emmanuel Belmar	DE	7	Devon Hunter	-	DB	6' 0"	216	Fr.	Chesapeake, Va.	Indian River
40	Trey Skeens	RB	17	Josh Jackson	-	QB	6' 1"	215	r-Fr.	Ann Arbor, Mich.	Saline
41	Jaylen Griffin	LB	71	T.J. Jackson	-	T	6' 6"	320	r-Fr.	Cumberland, Va.	Cumberland County
41	John Jennings	DB	30	Jordan Jefferson	-	WR	5' 8"	180	r-Fr.	Goochland, Va.	Goochland
42	Cole Blaker	TE	41	John Jennings	-	DB	5' 11"	172	Jr.	Clifton, Va.	Centreville
43	Xavier Burke	DL	93	Brian Johnson	-	K	6' 1"	180	r-Fr.	Washington, D.C.	Gonzaga
44	Dylan Rivers	LB	38	Rico Kearney	-	LB	6' 0"	230	Fr.	Jacksonville, Fla.	Mandarin
44	Terius Wheatley	RB	50	Patrick Kearns	-	OL	6' 5"	290	r-Fr.	Adairsville, Ga.	Darlington School
45	TyJuan Garbutt	DE	29	Dalton Keene	-	TE	6' 4"	240	Fr.	Littleton, Colo.	Chatfield
46	Joey Slye	K	68	Connor Kish	-	OL	6' 2"	295	r-So.	Oceanside, Calif.	El Camino
47	Darius Fullwood	DT	70	Kevin Kish	-	OL	6' 2"	292	r-So.	Oceanside, Calif.	El Camino
48	Daniel Griffith	LB	61	Joe Koshuta	-	DL	6' 1"	253	r-So.	Vienna, Va.	Madison
49	Tremaine Edmunds	LB	83	Eric Kumah	1	WR	6' 2"	220	So.	Woodbridge, Va.	Forest Park
50	Patrick Kearns	OL	9	Khalil Ladler	-	DB	5' 11"	180	r-Fr.	Stone Mountain, Ga.	IMG Academy
52	Austin Cannon	OL	33	Deshawn McCleese	-	RB	5' 9"	190	r-So.	Chesapeake, Va.	Oscar Smith
53	Aiden Brown	OL	34	Travon McMillian	2	RB	6' 0"	210	r-Jr.	Woodbridge, Va.	C.D. Hylton
53	Trent Young	LB	99	Vinny Mihota	2	DE	6' 5"	270	r-Jr.	Fredericksburg, Va.	Massaponax
54	Andrew Motuapuaka	LB	18	Raymon Minor	-	DE	6' 2"	245	r-Jr.	Ashland, Va.	Benedictine

		#	NAME	VL	POS	HT	WT	YR	HOMETOWN	HS/LAST SCHOOL	
54	Lecitus Smith	TE									
55	Jarrod Hewitt	DT	77	Demetri Moore	-	OL	6' 6"	302	r-Jr.	Fairborn, Ohio	Huffman
56	Sean Huelskamp	LB	54	Andrew Motuapuaka	3	LB	6' 0"	236	r-Sr.	Virginia Beach, Va.	Salem
57	Wyatt Teller	G	18	Chase Mummau	-	QB	6' 2"	192	r.-Fr.	Mechanicsville, Va.	Lee-Davis
58	Nathan Proctor	DE	12	Henri Murphy	-	WR	5' 10"	190	Jr.	Pine Bluff, Ark.	Dollarway/East Central CC
58	Zack Treser	LB	20	Deon Newsome	2	S	5' 11"	200	r-Sr.	Hampton, Va.	Hampton
59	J'Bril Glaze	DL	69	Yosuah Nijman	2	T	6' 7"	320	Jr.	Maplewood, N.J.	Columbia/Fork Union
60	Silas Dzansi	OL	67	Parker Osterloh	2	T	6' 8"	325	r-Sr.	Williamsburg, Va.	Warhill
61	Kyle Chung	OL	8	Phil Patterson	-	WR	6' 2"	193	r-Fr.	Virginia Beach, Va.	Bayside
61	Joe Koshuta	DL	27	Shawn Payne	-	CB	6' 3"	189	r-Jr.	Chesterfield, Va.	L.C. Bird
62	D'Andre Plantin	OL	32	Steven Peoples	2	RB	5' 9"	220	Jr.	Galax, Va.	Galax
63	Daniel Bailey	OL	80	Colt Pettit	1	TE	6' 3"	265	r-So.	Deshler, Ohio	Patrick Henry
64	Eric Gallo	C	74	Braxton Pfaff	1	OL	6' 5"	308	r-Jr.	Lynchburg, Va.	Liberty Christian Academy
65	Matt Christ	OL	5	Cam Phillips	3	WR	6' 0"	202	Sr.	Laurel, Md.	DeMatha
67	Parker Osterloh	T	88	Kalil Pimpleton	-	WR	5' 8"	170	Fr.	Muskegon, Mich.	Muskegon
68	Connor Kish	OL	62	D'Andre Plantin	-	OL	6' 5"	301	r-So.	Norcross, Ga.	Norcross
69	Yosuah Nijman	T	98	Robert Porcher IV	-	DE	6' 1"	262	Fr.	Orlando, Fla.	Dr. Phillips
70	Kevin Kish	OL	58	Nathan Proctor	-	DE	6' 2"	224	Fr.	Indian Head, Md.	Lackey
71	T.J. Jackson	T	26	Jovonn Quillen	1	DB	6' 0"	187	So.	Hampton, Va.	Hampton
74	Braxton Pfaff	OL	97	Austin Reeves	-	LS	6' 0"	207	Fr.	Huntersville, N.C.	Davidson Day School
75	Zachariah Hoyt	OL	6	Mook Reynolds	2	DB	6' 0"	191	Jr.	Greensboro, N.C.	Northern Guilford
76	Jarrett Hopple	OL	44	Dylan Rivers	-	LB	6' 1"	233	Fr.	Sherando, Va.	Sherando
77	Demetri Moore	OL	2	Tyree Rodgers	-	DB	6' 1"	185	r-Fr.	Camden, N.J.	Camden Catholic
79	Tyrell Smith	OL	15	Sean Savoy	-	WR	5' 9"	188	Fr.	Washington, D.C.	Woodrow Wilson
80	Colt Pettit	TE	29	Ishmiel Seisay	-	DB	5' 9"	195	r-So.	Springfield, Va.	St. Stephen's & St. Agnes
81	Samuel Denmark	WR	4	Tim Settle	1	DT	6' 3"	335	r-So.	Manassas, Va.	Stonewall Jackson
83	Eric Kumah	WR	24	Anthony Shegog	3	LB	6' 2"	230	r-Sr.	Stafford, Va.	North Stafford
85	Chris Cunningham	TE	40	Trey Skeens	-	RB	5' 11"	215	r-So.	Wytheville, Va.	George Wythe
86	C.J. Carroll	WR	46	Joey Slye	3	K	5' 11"	213	Sr.	Stafford, Va.	North Stafford
87	Tre Coghill III	WR	37	Devante Smith	-	DB	6' 1"	202	Fr.	Manassas, Va.	Stonewall Jackson
87	Colton Taylor	LS	54	Lecitus Smith	-	TE	6' 3"	276	Fr.	Fitzgerald, Ga.	Fitzgerald
88	Kalil Pimpleton	WR	79	Tyrell Smith	1	OL	6' 3"	301	r-So.	N. Brunswick, N.J.	Don Bosco Prep/Cushing
89	James Clark	WR	92	Jordan Stout	-	P	6' 2"	182	Fr.	Honaker, Va.	Honaker
89	Damon Hazelton	WR	3	Greg Stroman	3	CB	6' 0"	181	Sr.	Bristow, Va.	Stonewall Jackson
90	Casey Harman	TE	87	Colton Taylor	1	LS	6' 1"	223	r-Sr.	Salem, Va.	Salem
91	Oscar Bradburn	P	96	Jimmie Taylor	-	DT	6' 2"	256	r-Fr.	Jacksonville, N.C.	Southwest-Onslow
92	Jordan Stout	P	57	Wyatt Teller	3	G	6' 5"	315	r-Sr.	Bealeton, Va.	Liberty
93	Brian Johnson	K	39	Tyrone Thornton	-	DB	5' 9"	197	r-So.	Boston, Mass.	Newton South
94	Trevon Hill	DE	58	Zack Treser	-	LB	6' 5"	222	r-So.	Blacksburg, Va.	Blacksburg
96	Jimmie Taylor	DT	8	Ricky Walker	2	DT	6' 2"	300	r-Jr.	Hampton, Va.	Bethel
97	Austin Reeves	LS	28	Bryce Watts	-	DB	6' 0"	167	Fr.	Toms River, N.J.	Toms River North
98	Robert Porcher IV	DE	44	Terius Wheatley	-	RB	6' 0"	192	Fr.	Ann Arbor, Mich.	Pioneer
99	Vinny Mihota	DE	5	Ryan Willis	-	QB	6' 4"	220	Jr.	Overland Park, Kan.	Bishop Miege/Kansas
			53	Trent Young	1	LB	5' 10"	215	r-Jr.	Richmond, Va.	Douglas Freeman

## COACHING STAFF

### SIDELINE

Justin Fuente	Head Coach
Bud Foster	Assoc. Head Coach/Defensive Coordinator/Linebackers
Galen Scott	Assistant Head Coach/Safeties
Vance Vice	Offensive Line
James Shibest	Special Teams Coordinator/Tight Ends
Holmon Wiggins	Wide Receivers
Charley Wiles	Defensive Line

### PRESS BOX

Zohn Burden	Running Backs
Brad Cornelsen	Offensive Coordinator/Quarterbacks
Brian Mitchell	Cornerbacks

## PRONUNCIATION GUIDE

ZOHN Burden (Coach)	ZONN	Vinny MIHOTA	muh-HOE-ta
Matt CHRIST	CRIST	RAYMON Minor	RAY-mahn
Brad CORNELSEN (Coach)	CORNELL-son	Andrew MOTUAPUAKA	mo-TOO-uh-poo-WAH-kuh
ZION DEBOSE	ZEYE-in de-BOHZ	Chase MUMMAU	MOO-ma
Drake DEIULIIS	DUEL-ee-is (like Julius)	YOSUAH NIJMAN	YOSH-u-ah NYJ-man
Silas DZANSI	JAN-zee	Parker OSTERLOH	OH-ster-low
Terrell Edmunds	tuh-RELL	Colt PETTIT	PET-it
Brandon FACYSON	FAY-sin (rhymes with Jason)	Braxton PFAFF	FAFF
HOUSHUN Gaines	HOW-shun	KALIL Pimpleton	kuh-LEEL
J'BRIL Glaze	juh-BRILL	JOVONN Quillen	joe-VAHN
HEZEKIAH Grimsley	hez-eh-KEYE-uh	Sean SAVOY	suh-VOY
JARROD Hewitt	Jared	Ish SEISAY	SEE-say
Sean HUELSKAMP	HULES-camp	Anthony SHEGOG	shih-GOG
DEVON Hunter	DEVIN	James SHIBEST (Coach)	SHE-best
Joe KOSHUTA	co-SHOOT-uh	LECITUS Smith	luh-SEE-tis
Eric KUMAH	COO-muh	Zach TRESER	TRESS-er
KHALIL Ladler	kuh-LEAL	TERIUS Wheatley	TARE-ee-is
Travon McMILLIAN	mick-MILL-en		



Unofficial Depth Chart (as of 9/25/17)

DEFENSE

**FS**  
**22 Te. Edmunds**  
 6-2 • 220 • r-Jr.  
 9 Ladler  
 5-11 • 180 • R-Fr.

**ROVER**  
**21 Floyd**  
 6-0 • 218 • So.  
 7 Hunter  
 6-0 • 216 • Fr.

**RCB**  
**31 Facyson**  
 6-2 • 197 • r-Sr.  
 3 Stroman  
 6-0 • 181 • Sr.

**WHIP**  
**6 Reynolds**  
 6-0 • 191 • Jr.  
 20 Newsome  
 5-11 • 200 • r-Sr.

**MLB**  
**54 Motuapuaka**  
 6-0 • 233 • r-Sr.  
 56 Huelskamp  
 6-1 • 225 • r-Sr.

**LOLB**  
**49 Tr. Edmunds**  
 6-5 • 250 • Jr.  
 24 Shegog  
 6-2 • 230 • r-Sr.

**LCB**  
**3 Stroman**  
 6-0 • 181 • Sr.  
 28 Watts  
 6-0 • 167 • Fr.

**RDE**  
**94 Hill**  
 6-3 • 245 • r-So  
 40 Belmar  
 6-2 • 240 • r-Fr.

**NT**  
**4 Settle**  
 6-3 • 335 • r-So.  
 96 Taylor  
 6-2 • 256 • r-Fr.

**DT**  
**8 Walker**  
 6-2 • 300 • r-Jr.  
 55 Hewitt  
 6-1 • 285 • r-Fr.

**LDE**  
**99 Mihota**  
 6-5 • 270 • r-Jr.  
 11 Gaines  
 6-3 • 245 • r-So.

OFFENSE

**WR**  
**5 Phillips**  
 6-0 • 202 • Sr.  
 19 Grimsley  
 6-0 • 172 • Fr.

**LT**  
**69 Nijman**  
 6-7 • 320 • Jr.  
 71 T. Jackson  
 6-6 • 320 • r-Fr.

**LG**  
**57 Teller**  
 6-5 • 315 • r-Sr.  
 77 Moore  
 6-6 • 302 • r-Jr.

**C**  
**64 Gallo**  
 6-2 • 300 • Sr.  
 75 Hoyt  
 6-4 • 298 • r-Fr.

**RG**  
**74 Pfaff**  
 6-5 • 308 • r-Jr.  
 62 Plantin  
 6-5 • 301 • r-So.

**RT**  
**61 Chung**  
 6-3 • 302 • r-Sr.  
 79 T. Smith  
 6-3 • 301 • r-So.

**WR**  
**83 Kumah**  
 6-2 • 220 • So.  
 89 Clark  
 5-10 • 185 • r-Sr.

**WR**  
**86 Carroll**  
 5-8 • 173 • r-Jr.  
 15 Savoy  
 5-9 • 188 • Fr.

**RB**  
**32 Peoples**  
 5-9 • 220 • Jr.  
 -or-  
**34 McMillian**  
 6-0 • 210 • r-Jr.

**QB**  
**17 J. Jackson**  
 6-1 • 215 • r-Fr.  
 6 Bush  
 6-4 • 225 • r-Jr.

**TE**  
**29 Keene**  
 6-4 • 240 • Fr.  
 -or-  
**85 Cunningham**  
 6-2 • 241 • r-So.

SPECIALISTS

K	P	KR	PR	KO	H	PS	KS
<b>46 Slye</b> 5-11 • 213 • Sr. 93 Johnson 6-1 • 180 • So.	<b>91 Bradburn</b> 6-1 • 202 • Fr. 92 Stout 6-2 • 182 • Fr.	<b>89 Clark</b> 5-10 • 185 • r-Sr. 6 Reynolds 6-0 • 191 • Jr.	<b>3 Stroman</b> 6-0 • 180 • Jr. 86 Carroll 5-8 • 167 • r-So.	<b>46 Slye</b> 5-11 • 213 • Sr. 93 Johnson 6-1 • 180 • So.	<b>91 Bradburn</b> 6-1 • 202 • Fr. 86 Carroll 5-8 • 173 • r-Jr.	<b>87 Taylor</b> 6-1 • 223 • r-Sr. 96 Reeves 6-0 • 207 • Fr.	<b>87 Taylor</b> 6-1 • 223 • r-Sr. 96 Reeves 6-0 • 207 • Fr.

# 17 FOOTBALL GAME NOTES

## VIRGINIA TECH STRATEGIC COMMUNICATIONS

Monday	Tuesday	Wednesday	Thursday	Saturday	Sunday
Media Interviews 11:30 A.M. Cassell Media Center ▪ Fuente and selected players	Media Interviews 1 P.M. Cassell Media Center	ACC Teleconference 11:50 A.M. ▪ Coach Fuente	No availability  <b>Friday</b> No availability	<b>VT vs. Clemson</b> ▪ Postgame: Fuente, Foster, select players	No availability

• **MONDAY - MEDIA LUNCHEON:** Mondays, media members are invited to Cassell Coliseum to take part in a press conference with Coach Justin Fuente in the Cassell Media Center. A light lunch is served at 11:30 a.m. with interviews beginning at 12 p.m., with Coach Fuente starting at the podium. Coach Fuente will not be available pre-practice on Tuesday.

The press conference will be streamed and archived on the Virginia Tech Athletics Facebook page, Facebook.com/HokieSports. Highlights from the availability will be available on HokieSports.com.

Media may ONLY park in the softball/track lot without a visitor's pass. Tickets will be the responsibility of the offender.

• **TUESDAY - MEDIA INTERVIEWS:** Tuesdays, selected individuals will be available pre-practice. These interviews will take place in the Cassell Media Center at approximately 1 p.m.

The press conference will be streamed and archived on Periscope via the Virginia Tech football Twitter account, @VT\_Football. Highlights from the availability will be available on HokieSports.com.

Media may ONLY park in the softball/track lot without a visitor's pass. Tickets will be the responsibility of the offender

• **WEDNESDAY - ACC TELECONFERENCE:** The ACC football coaches will be featured on a weekly teleconference, beginning Wednesday, Aug. 30 and continuing each Wednesday until Nov. 15. The final teleconference will be on Tuesday, Nov. 21, due to the Thanksgiving holiday. Each coach will be available for 10 minutes, with Coach Justin Fuente scheduled to start at 11:50 a.m.

Members of the media can secure the number by contacting the ACC office at (336) 851-6062.

• **ACC VIDEO CLIP SERVICE:** ACC Advanced Media will utilize the ACC Video Clip Service (AVCS) to provide football highlights and press conference excerpts to broadcast media across the conference footprint. This service will provide video content to media outlets in a more timely fashion, in an easy to access and download format, at no cost. To register for the AVCS contact Scott McBurney, Assistant Commissioner/ACC Advanced Media, at smcburney@theacc.org or call 336.369.4646.

• **WWW.HOKIESPORTS.COM:** The official web site of Virginia Tech athletics is home to all the football knowledge you need. Schedules, results, rosters, bios, stats, general releases and game notes can be found here and are always up to date. The Gameday section (only available for home games) has live stats, radio and television coverage information and other pertinent information.

• **HOKIESPORTS.COM/MEDIA:** This media-only, password-protected web site is designed to make the media's job easier. Here you will find high-resolution, color head shots of every Tech football player and coach available to download, along with logos and other information.

• **HOKIESPORTS.COM/MEDIA/CREDENTIALS:** Tech's online site to request single-game press box or photo credentials. No email requests please!

• **WWW.THEACC.COM:** Updated standings, results, schedules, stats and notes are on the site each week during the season.

• **WWW.COLLEGEPRESSBOX.COM:** collegepressbox.com is the official media web site for ACC football. Access and download weekly game notes, quotes, stats, media guides and more for the conference and each of its 12 member schools. Login information will be distributed to accredited media or you can apply for a password by sending an e-mail to password@collegepressbox.com.

### JUST VIRGINIA TECH, PLEASE

- While the full name of the school is Virginia Polytechnic Institute and State University, the school is commonly referred to as "Virginia Tech."
- Founded in 1872, as Virginia Agricultural and Mechanical College, the university changed its name to Virginia Polytechnic Institute in 1896.
- Fans of the athletic department, as well as media covering the Hokies, shortened the name to VPI, but it eventually became Virginia Tech.
- The "State University" was added in 1970 to bring the official title to what it is today.
- Those covering Hokie athletics are asked to refer to the university as simply "Virginia Tech."
- **Virginia Tech University, VPI and SU, VPI&SU, VT or VA Tech are not recognized names and should not be used.**

### WHO TO CONTACT

#### STRATEGIC COMMUNICATIONS OFFICE

21 Beamer Way  
Room 460, Jamerson Athletic Center  
Blacksburg, Va. 24061  
Office: (540) 231-6726 ▪ Fax: (540) 231-6984

#### Virginia Tech Football Contacts

Requests for Coaches, Players  
Associate AD, Strategic Communications  
Pete Moris  
540.231.9965 | morisvt@vt.edu

Requests for Credentials  
Associate Dir., Strategic Communications  
Peter Long  
540.231.3387 | lpetervt@vt.edu

Requests for Photographs  
Director, Photography and Design  
Dave Knachel  
540.231.1838 | dknachel@vt.edu

Requests for Virginia Tech Radio  
Assistant Director of Broadcast Services  
Andrew Allegretta  
540.961.7604 ext. 5  
| andrew.allegretta@img.com

### WHAT IS A HOKIE?

- That's the most frequently asked question regarding Virginia Tech athletics. The answer leads back to 1896 when Virginia Agricultural and Mechanical College changed its name to Virginia Polytechnic Institute.
- With the change came the necessity for writing a new cheer and a contest for such a purpose was held by the student body. Senior O.M. Stull won first prize for his "Old Hokie" yell which still is used today.
- Later, when asked if "Hokie" had any special meaning, Stull explained the words he used had no hidden or symbolic meaning, but had been thought up in an effort to get attention.
- Hokie soon became a nickname for all Tech teams and for those people loyal to Tech athletics.
- Following is the "Old Hokie" yell in its original form:

**Hoki, Hoki, Hoki Hy!  
Tech! Tech! V.P.I.!  
Sola-Rex Sola-Rah  
Polytech-Vir-gin-i-a!!  
Rae, Ri, V.P.I.**





TIGHT ENDS

#29 DALTON KEENE

TE | 6-4 | 240 | Fr. | Littleton, Colo. | Chatfield  
 \*Posted a 10-yard catch vs. Old Dominion (9/23).  
 \*Caught his first career pass for 14 yards at East Carolina (9/16).  
 \*Enrolled in January, went through spring drills and played in the spring game.  
 \*Rated as a four-star prospect by 24/7Sports and rated as the fifth-best player in the state of Colorado.  
 \*Father, Wesley, was college roommates with VT defensive line coach and Keene's co-primary recruiter, Charley Wiles.

CAREER STATS	YEAR	GP/GS	REC	YDS	YPC	LNG	TD
	2017	4/4	2	24	12.0	14	0

CAREER HIGHS	Receptions	1 2x: last vs Old Dominion 9/23/17
	Receiving Yards	14 at East Carolina 9/16/17
	Receiving TDs	

#85 CHRIS CUNNINGHAM

TE | 6-2 | 241 | R-So. | Jacksonville, Fla. | Atlantic Coast  
 \*Posted a 26-yard reception vs. Old Dominion (9/23).  
 \*Caught a 39-yard pass, Tech's longest of the game, vs. West Virginia (9/3).  
 \*Played in 12 games, making two starts in 2016.  
 \*Registered 48 receiving yards and six catches, four for touchdowns, last season.

CAREER STATS	YEAR	GP/GS	REC	YDS	YPC	LNG	TD
	2016	12/2	6	48	8.0	13	4
	2017	4/1	2	65	32.5	39	0
	TOTALS	16/3	8	113	14.1	39	4

CAREER HIGHS	Receptions	1, 7x
	Receiving Yards	39 vs. West Virginia 9/3/17
	Receiving TDs	1, 4x
	Long Catch	39 vs. West Virginia 9/3/17

OFFENSIVE LINE

#64 ERIC GALLO

C | 6-2 | 300 | Sr. | Richboro, Pa. | Council Rock South  
 \*Started at center vs. Old Dominion (9/23), his 15th consecutive start.  
 \*2017 Skelton Award winner, the Tech athletic department's highest academic honor.  
 \*A finance major that has completed two internships with the Wadsworth group at Morgan Stanley.

CAREER STATS	YEAR	GP/GS
	2014	3/0
	2015	13/13
	2016	13/12
	2017	4/4
	TOTALS	33/29

#57 WYATT TELLER

LG | 6-5 | 315 | R-Sr. | Bealeton, Va. | Liberty  
 \*Started at left guard vs. ODU (9/23), his 16th consecutive start.  
 \*2017 Preseason All-ACC Football Team  
 \*2016 Honorable Mention All-ACC (Coaches, ACSMA)  
 \*2016 First Team All-ACC (Pro Football Focus)  
 \*Ranks second on the offense behind WR Cam Phillips with 30 career starts.

CAREER STATS	YEAR	GP/GS
	2014	13/6
	2015	13/12
	2016	14/12
	2017	4/4
	TOTALS	44/34

#69 YOSUAH NIJMAN

LT | 6-7 | 320 | Jr. | Maplewood, N.J. | Columbia  
 \*Has started in 17 straight games at LT.  
 \*Appeared in all 14 games at left tackle last season, making 14 starts.  
 \*Studied abroad over the summer in Rwanda as part of the class UAP 3984: Sport, Policy and Society.

CAREER STATS	YEAR	GP/GS
	2015	12/0
	2016	14/14
	2017	4/4
	TOTALS	30/18

#74 BRAXTON PFAFF

OL | 6-5 | 308 | R-Jr. | Lynchburg, Va. | Liberty Christian Academy  
 \*Played in a career-high nine games last season.

CAREER STATS	YEAR	GP/GS
	2014	1/0
	2015	2/0
	2016	9/0
	2017	4/4
	TOTALS	16/4

#61 KYLE CHUNG

OL | 6-3 | 302 | Sr. | Ponte Vedra Beach, Fla. | Ponte Vedra  
 \*Played in six games in 2016, making two starts.  
 \*Started against Tennessee and Boston College.  
 \*Has battled injuries his whole career.  
 \*Father, Eugene, was an All-American offensive lineman at Virginia Tech and a first round NFL draft pick who now coaches in the NFL.

CAREER STATS	YEAR	GP/GS
	2014	1/0
	2015	4/1
	2016	6/2
	2017	4/4
	TOTALS	15/7

#71 T.J. JACKSON

LT | 6-6 | 320 | R-Fr. | Cumberland, Va. | Cumberland County  
 \*Redshirted as a true freshman  
 \*A consensus three-star prospect by Rivals, ESPN and 24/7.

CAREER STATS	YEAR	GP/GS
	2017	1/0

#52 AUSTIN CANNON

LG | 6-2 | 314 | R-Fr. | Mechanicsville, Va. | Atlee  
 \*Prepped at Fork Union Military Academy.  
 \*First-team All-Metro and all-conference as a senior.  
 \*Won three state titles in track and field in the discus and indoor and outdoor shotput.

CAREER STATS	YEAR	GP/GS
	2017	2/0

#75 ZACHARIAH HOYT

C | 6-4 | 298 | R-Fr. | Salem, Va. | Salem  
 \*Redshirted last season.  
 \*Enrolled in the spring on 2016 and participated in spring practice.  
 \*Ranked as the No. 22 center nationally by 247Sports.  
 \*Ranked as the No. 49 prospect overall in Virginia by 247Sports.

CAREER STATS	YEAR	GP/GS
	2017	2/0

#79 TYRELL SMITH

OL | 6-3 | 301 | R-So. | North Brunswick, N.J. | Don Bosco Prep  
 \*Appeared in all 14 games as a redshirt freshman.  
 \*Was second string right tackle for most of the season.

CAREER STATS	YEAR	GP/GS
	2016	14/0
	2017	4/0
	TOTALS	18/0

#67 PARKER OSTERLOH

OL | 6-8 | 325 | R-Sr. | Williamsburg, Va. | Warhill  
 \*Played in nine games as a redshirt junior.  
 \*Tallest player on the team at 6-8, second-heaviest at 325 pounds.

CAREER STATS	YEAR	GP/GS
	2014	5/0
	2015	12/0
	2016	9/0
	2017	0/0
	TOTALS	26/0

DEFENSIVE LINE

#99 VINNY MIHOTA

DE | 6-5 | 270 | R-Jr. | Fredericksburg, Va. | Massaponax  
 \*Posted four tackles, 2.0 TFL and 0.5 sacks vs. Delaware (9/9).  
 \*The lone returning starter on the defensive line for the Hokies.  
 \*Sat out the spring after undergoing shoulder surgery at the conclusion of the 2016 season.  
 \*Tallied six tackles and blocked a kick at Syracuse (10/15/16).  
 \*Had 2.0 sacks, 2.5 TFL and five tackles against vs. Miami (10/20/16).  
 \*Collected four tackles and 0.5 TFL at Pitt (10/27/16).  
 \*Recorded 10 tackles vs. Georgia Tech (11/12/16).  
 \*Tallied two tackles and broke up two passes in the ACC Championship game vs. Clemson (12/3/16).

CAREER STATS	YEAR	GP/GS	UA	A	TTL	TFL-YDS	SCK-YDS	PD	QBH
	2015	12/1	4	8	12	2.5-9	1.0-5	0	0
	2016	13/13	20	23	43	7.0-23	2.0-16	3	3
	2017	4/4	3	5	8	2.0-7	0.5-2	0	0
	TOTALS	29/18	27	36	63	11.5-39	3.5-23	3	3

CAREER HIGHS	Tackles	10 vs. Georgia Tech, 11/12/16
	Sacks	2.0 vs. Miami, 10/20/16
	Tackles for Loss	2.5 vs. Miami, 10/20/16
	Forced Fumble	1 vs. North Carolina, 11/21/16

#8 RICKY WALKER

DT | 6-2 | 300 | R-Jr. | Hampton, Va. | Bethel  
 \*Tied for second on the team with five tackles vs. Old Dominion (9/23).  
 \*Had 0.5 TFL and hurried the QB three times at East Carolina (9/16).  
 \*Had 0.5 TFL and hurried the QB three times at East Carolina (9/16).  
 \*Registered four tackles and 0.5 TFL vs. Delaware (9/3).  
 \*Had two tackles, 0.5 TFL and a QB hurry vs. West Virginia (9/3).  
 \*Collected three tackles, 2.5 TFL and broke up a pass vs. East Carolina (9/24/16).  
 \*Had three tackles and 0.5 sacks in his first career start vs. Miami (10/20/16).  
 \*Posted two tackles and 0.5 TFL vs. Clemson (12/3/16).  
 \*Registered starts vs. Miami, Pitt, Georgia Tech and Notre Dame.  
 \*Older brother, Rijo, was a four-year letterwinner at UVA and now serves as Team Operations Coordinator on the College Football Playoff committee.

CAREER STATS	YEAR	GP/GS	UA	A	TTL	TFL-YDS	SCK-YDS	PD	QBH
	2014	11/0	1	8	9	1.0-5	0.0-0	0	0
	2016	14/4	10	18	28	6.5-25	1.5-14	4	4





# 17 FOOTBALL GAME NOTES

2017	4/0	1	1	2	0.0-0	0.0-0	0	0	0	0
<b>TOTALS</b>	<b>34/0</b>	<b>5</b>	<b>6</b>	<b>11</b>	<b>0.0-0</b>	<b>0.0-0</b>	<b>0</b>	<b>0</b>	<b>0</b>	<b>0</b>

## CAREER HIGHS

<b>Tackles</b>	2 at Pitt, 10/16/14
<b>Tackles for Loss</b>	
<b>Interceptions</b>	
<b>Pass Breakups</b>	
<b>Forced Fumble</b>	
<b>Fumble Recovery</b>	1 at North Carolina, 10/4/14

## #7 DEVON HUNTER

ROV | 6-0 | 216 | Fr. | Chesapeake, Va. | Indian River  
 •A five-star recruit as rated by Scout and a four-star by ESPN and 247Sports.  
 •Rated as the No. 1 safety in the state by Scout and the No. 3 player in the state by ESPN and 247Sports.  
 •First-team All-Atlantic Conference and second-team All-5A South Region pick at defensive back.  
 •Selected to play in the U.S. Army All-American Bowl.

## CAREER STATS

YEAR	GP/GS	UA	A	TTL	TFL-YDS	SCK-YDS	INT	BU	PD
2017	3/0	0	0	0	0.0-0	0.0-0	0	0	0

## CAREER HIGHS

<b>Tackles</b>	
<b>Tackles for Loss</b>	
<b>Sacks</b>	
<b>Interceptions</b>	
<b>Pass Breakups</b>	

## #17 DIVINE DEABLO

S | 6-3 | 210 | So. | Winston-Salem, N.C. | Mount Tabor  
 •Notched his first career interception vs. Old Dominion (9/23).  
 •Had 0.5 sacks and two pass breakups at East Carolina (9/16).  
 •Racked up six tackles, 1.0 TFL and a PBU in his first career game on defense vs. West Virginia (9/3).  
 •Registered four tackles and forced a fumble on special teams as a true freshman.  
 •Caught one pass for eight yards vs. East Carolina (9/24/16).

## CAREER STATS

YEAR	GP/GS	UA	A	TTL	TFL-YDS	SCK-YDS	INT	BU	PD
2016	14/0	2	2	4	0.0-0	0.0-0	0	0	0
2017	4/0	6	2	8	1.5-6	0.5-6	1	3	4
<b>TOTALS</b>	<b>18/0</b>	<b>8</b>	<b>4</b>	<b>12</b>	<b>1.5-6</b>	<b>0.5-6</b>	<b>1</b>	<b>3</b>	<b>4</b>

## CAREER HIGHS

<b>Tackles</b>	6 vs. West Virginia 9/3/17
<b>Tackles for Loss</b>	1.0 vs. West Virginia 9/3/17
<b>Sacks</b>	0.5 at East Carolina 9/16/17
<b>Interceptions</b>	1 vs. Old Dominion 9/23/17
<b>Pass Breakups</b>	2 at East Carolina 9/16/17
<b>Forced Fumble</b>	1 at Pitt, 10/27/16
<b>Fumble Recovery</b>	

## #9 KHALIL LADER

ROV | 5-11 | 180 | R-Fr. | Stone Mountain, Ga. | IMG Academy  
 •Redshirted as a true freshman.  
 •Rated as a four-star recruit by ESPN Football Recruiting and ranked the No. 26 cornerback in the country and the No. 61 player in the state as a high school senior.

## CAREER STATS

YEAR	GP/GS	UA	A	TTL	TFL-YDS	SCK-YDS	INT	BU	PD
2017	4/0	1	1	2	1.5-1	0.0-0	0	0	0

## CAREER HIGHS

<b>Tackles</b>	2 at East Carolina 9/16/17
<b>Tackles for Loss</b>	1.5 at East Carolina 9/16/17
<b>Sacks</b>	
<b>Interceptions</b>	
<b>Pass Breakups</b>	

## #26 JOVONN QUILLEN

CB | 6-0 | 187 | So. | Hampton, Va. | Hampton  
 •Appeared in 11 games as a true freshman.  
 •Made three tackles and recovered a fumble at Pitt.

## CAREER STATS

YEAR	GP/GS	UA	A	TTL	TFL-YDS	SCK-YDS	INT	BU	PD
2016	11/0	1	2	3	0.0-0	0.0-0	0	0	0
2017	2/0	0	0	0	0.0-0	0.0-0	0	0	0
<b>TOTALS</b>	<b>13/0</b>	<b>1</b>	<b>2</b>	<b>3</b>	<b>0.0-0</b>	<b>0.0-0</b>	<b>0</b>	<b>0</b>	<b>0</b>

## CAREER HIGHS

<b>Tackles</b>	1, 3x; last at East Carolina 9/16/17
<b>Tackles for Loss</b>	
<b>Sacks</b>	
<b>Interceptions</b>	
<b>Passes Defended</b>	

## #28 BRYCE WATTS

CB | 6-0 | 167 | So. | Toms River, N.J. | Toms River North  
 •Had two tackles at East Carolina (9/16).  
 •Was listed as the top cornerback in the state of New Jersey and the fifth-best cornerback in the east region by Scout.com.  
 •2016 All-Group 5 first-team by NJ.com.  
 •Second-team all-state by NJ12 Varsity.

## CAREER STATS

YEAR	GP/GS	UA	A	TTL	TFL-YDS	SCK-YDS	INT	BU	PD
2017	3/0	1	1	2	0.0-0	0.0-0	0	0	0
<b>TOTALS</b>	<b>4/0</b>	<b>2</b>	<b>1</b>	<b>3</b>	<b>0.0-0</b>	<b>0.0-0</b>	<b>0</b>	<b>1</b>	<b>1</b>

## CAREER HIGHS

<b>Tackles</b>	2 at East Carolina 9/16/17
<b>Tackles for Loss</b>	
<b>Sacks</b>	
<b>Interceptions</b>	
<b>Passes Defended</b>	1 vs. Old Dominion 9/23/17

## SPECIALISTS

### #46 JOEY SLYE

K | 5-11 | 213 | Stafford, Va. | North Stafford  
 •Needs 12 points to bypass K Shayne Graham (371) as Tech's all-time leading scorer.  
 •Went 3 for 3 on FGs and 6 for 6 on PATs at East Carolina (9/16).  
 •Broke Shayne Graham's career record at East Carolina with his 69th career FG.  
 •Set a new career high with a 50-yard FG vs. Delaware (9/9).  
 •First Virginia Tech kicker to boot a 50+ yard FG since Cody Journell's 56-yard make at Boston College (11/2/13).  
 •2017 Lou Groza Award Watch List  
 •2017 Wuerffel Trophy Watch List  
 •2017 All-State Good Works Team  
 •2016 First Team All-ACC (Coaches)  
 •2016 Third Team All-ACC (ACSMAs)  
 •2016 Lou Groza Award Semifinalist  
 •2015 Lou Groza Award Semifinalist  
 •Ranked fourth in the ACC in 2016 with 118 points.  
 •Finished third with 20 field goals made.

## FIELD GOALS

YEAR	GP	M-A	PCT.	20-29	30-39	40-49	50+	LNG	BLKD
2014	13	20-28	71.4	10-10	6-8	4-6	0-4	49	2
2015	13	23-30	76.7	2-2	8-9	13-16	0-3	48	0
2016	13	20-27	74.1	12-12	7-8	1-6	0-1	47	1
2017	4	7-12	58.3	3-4	2-5	0-1	1-2	50	1
<b>TOTALS</b>	<b>44</b>	<b>70-97</b>	<b>72.2</b>	<b>27-28</b>	<b>24-30</b>	<b>18-29</b>	<b>1-10</b>	<b>50</b>	<b>4</b>

## EXTRA POINTS

YEAR	M-A	POINTS
2014	33-34	93
2015	41-42	110
2016	58-59	118
2017	18-18	31
<b>TOTALS</b>	<b>150-153</b>	<b>360</b>

## CAREER HIGHS

<b>FG Made</b>	6 at Pitt, 10/27/16
<b>FG Attempted</b>	6 at Pitt, 10/27/16
<b>Longest FG</b>	50 vs. Delaware 9/9/17
<b>Longest Attempt</b>	67 vs. Duke, 10/24/15
<b>PATs Made</b>	7, 4x; last vs. Virginia, 11/26/16

## VIRGINIA TECH RECORD BOOK

### Career Field Goals

Name	Years	FGs
1. Joey Slye	2014-	70
2. Shayne Graham	1996-99	68
3. Brandon Pace	2003-06	58

### Career Points

Name	Years	Points
1. Shayne Graham, K	1996-99	371
2. Joey Slye, K	2014 -	360
3. Lee Suggs, RB	1999-02	336

## #91 OSCAR BRADBURN

P | 6-1 | 202 | Sydney, Australia | Sydney Secondary  
 •Averaged just under 40 ypp on four punts vs. ODU (9/23).  
 •Averaged 40+ yards per punt for the third-straight game at East Carolina (9/16).  
 •Averaged 45.6 yards per punt and placed two punts inside the 20 yard line vs. Delaware (9/9).  
 •Placed three punts inside the 20-yard line and averaged 46.5 yards per punt playing in his first American rules football game vs. West Virginia (9/3).  
 •Attended the Blackwattle Bay us of Sydney Secondary College.  
 •Played Australian Rules Football for Sydney Swans Academy.  
 •Trained at Pro Kick Australia, a training facility in Melbourne that produced two of the three finalists for the 2016 Ray Guy Award.

## CAREER STATS

YEAR	GP NO.	YDS	AVG	LNG	TB	FC	I20	50+
2017	4	19	836	44.0	54	2	8	6 3

## CAREER HIGHS

<b>Punts</b>	8 vs. West Virginia 9/3/17
<b>Punting Yards</b>	372 vs. West Virginia 9/3/17
<b>Punting Average</b>	46.5 vs. West Virginia 9/3/17



# THE LAST TIME

## TEAM

Scored 90+ points	99, vs. Emory & Henry (11/22/19)
Scored 80-89 points	86, vs. Roanoke College (9/30/1905)
Scored 70-79 points	77, vs. Akron (10/14/95)
Scored 60-69 points	<b>64, at ECU (9/16/17)</b>
Scored 50-59 points	52, vs. Virginia (11/26/16)
Scored 40-49 points	49, vs. Boston College (9/17/16)
Back-to-back 40+ games	vs. BC (49), vs. ECU (54), 2016
Three straight 40+ games	at NCSU (41), vs. CMU (45), vs. WF (52), 2010
Four straight 40+ games	NCSU (41), CMU (45), WF (52), Duke (44), 2010
Rushed for 500+ yards	500, at Pittsburgh (9/11/93)
Rushed for 400-499 yards	444, vs. Marshall (9/12/09)
Rushed for 300-399 yards	308, vs. Western Michigan (9/27/14)
Rushed for 200-299 yards	<b>271, vs. ODU (9/23/17)</b>
Passed for 500+ yards	504, at Syracuse (11/09/02)
Passed for 400-499 yards	406, at Pittsburgh (10/27/16)
Passed for 300-399 yards	<b>311, vs. ODU (9/23/17)</b>
Passed for 200-299 yards	<b>222, vs. Delaware (9/09/17)</b>
Rushed/Passed for 200+ yards	<b>675, at ECU (9/16/17)</b>
	<b>287 rush, 388 pass</b>
Had 600+ yards in total offense	<b>675, at ECU (9/16/17)</b>
Had 500-599 yards in total offense	<b>582, vs. ODU (9/23/17)</b>
Scored on first offensive play	vs. Appalachian State, 2011
	David Wilson, 20-yard run
Won on final offensive play	vs. Virginia (11/24/12)
	Cody Journell 29 yd FG
Lost on final offensive play	North Carolina (11/21/15)
	Quinshad Davis 5-yd pass from Marquise Williams (OT)
Won in overtime	29-21, vs. Marshall (11/21/13)
Lost in overtime	30-27 (OT), vs. North Carolina (11/21/15)
Recorded a safety	vs. East Carolina (9/24/16)
Recorded two defensive TDs	at Boston College (10/18/08)
Zero punts in a game	vs. James Madison (9/11/10)
Zero sacks allowed in a game	vs. East Carolina (9/24/16)
Recorded a shutout	vs. Boston College (9/17/16)
Held opp. to 0 yards or less rushing	-15, vs. Florida State (11/08/12)
Blocked two kicks in a game	vs. East Carolina (9/24/16)
Scored special teams TD	<b>vs. Delaware (9/09/17)</b>
Scored defensive & special teams TD	at Purdue (9/19/15)
Played an overtime game	vs. Duke [4 OT] (10/14/15)

## INDIVIDUAL

Rushed for 200+ yards	253, Darren Evans, vs. Maryland (11/06/08)
Rushed for 150-199 yards	157, J.C. Coleman, vs. Cincinnati (12/27/14)
Two players rushed for 100 yards	NC State (10/02/10)
	(Darren Evans, 160 yds. & Tyrod Taylor, 121 yds.)
Three players rushed for 100 yards	at South Carolina (10/12/74)
	Phil Rogers (120), Roscoe Coles (111) & George Heath (104)
Had 40+ carries	42, Cyrus Lawrence, vs. Memphis St. (10/03/81)
Had 30-39 carries	33, Travon McMillian, at Boston College (10/31/15)
Had 20-29 carries	22, Jerod Evans, vs. Arkansas (12/29/16)
Had two players with 20+ carries	Logan Thomas (23) & Trey Edmunds (22) vs. Marshall (9/21/13)
Rushed for 6 TDs	Tommy Francisco, vs. VMI (11/24/66)
Rushed for 5 TDs	Lee Suggs, at UCF (11/11/00)
Rushed for 4 TDs	Trey Edmunds, at Miami (11/09/13)
Rushed for 3 TDs	David Wilson, vs. Appalachian State (9/03/11)
Rushed for 2 TDs	Jerod Evans vs. Arkansas (12/29/16)
Passed for 500+ yards	504, Bryan Randall, at Syracuse (11/09/02)
Passed for 300-499 yards	<b>372, Josh Jackson at ECU (9/16/17)</b>
Passed for 200-299 yards	<b>298, Josh Jackson vs. ODU (9/23/17)</b>
Two QBs each pass for 100+ yards	vs. Appalachian State (9/03/11)
	(Logan Thomas, 149 yds. & Mark Leal, 113 yds.)

Passed for 5 TDs	<b>Josh Jackson, at ECU (9/16/17)</b>
Passed for 4 TDs	Jerod Evans, vs. Liberty (9/03/16)
Passed for 3 TDs	<b>Josh Jackson, vs. ODU (9/23/17)</b>
Passed for 2 TDs	<b>Josh Jackson, vs. Delaware (9/09/17)</b>
Two QBs with 2 TD passes apiece	Logan Thomas and Mark Leal vs. Appalachian State (9/03/11)
Had 50+ pass attempts	56, Michael Brewer, vs. East Carolina (9/13/14)
Had 40-49 pass attempts	45, Jerod Evans, vs. Georgia Tech (11/12/16)
Had 30-39 pass attempts	<b>30, Josh Jackson, vs. ODU (9/23/17)</b>
Had 20-29 pass attempts	<b>24, Josh Jackson, at ECU (9/16/17)</b>
Had 30+ pass completions	32, Jerod Evans, vs. Georgia Tech (11/12/16)
Had 20-29 pass completions	<b>20, Josh Jackson, vs. ODU (9/23/17)</b>
QB rush/pass for 100 yards	Logan Thoms vs. Duke (10/26/13)
	(101 rush, 214 pass)
Had 10+ receptions	<b>14, Cam Phillips, at ECU (9/16/17)</b>
Had 250+ yards receiving	279, Ernest Wilford, at Syracuse (11/09/02)
Had 200-249 yards receiving	227, Isaiah Ford, vs. Tulsa (12/26/15)
Had 100+ yards receiving	<b>106, Cam Phillips, vs ODU (9/23/17)</b>
Three players with 100+ receiving	at Pittsburgh (10/27/16)
	Isaiah Ford (143), Bucky Hodges (145), Cam Phillips (109)
Had 4 TD receptions	Ernest Wilford at Syracuse (11/09/02)
Had 3 TD receptions	Bucky Hodges, vs. Duke (4 OT) (10/24/15)
Had 2 TD receptions	<b>Steven Peoples, vs. ODU (9/23/17)</b>
Intercepted 3 passes	Kendall Fuller, vs. Duke (10/26/13)
Intercepted 2 passes	Greg Stroman, vs. Liberty (9/03/16)
Returned a KO for TD	Demetri Knowles, at North Carolina (10/06/12)
Returned punt for TD	<b>Greg Stroman, vs. Delaware (9/09/17)</b>
Returned an INT for TD	Andrew Motuapuaka, vs. Furman (9/12/15)
Returned a fumble for TD	Andrew Motuapuaka vs. Virginia (11/26/16)
Returned blocked punt for TD	Adonis Alexander, at Purdue (9/19/15)
Returned blocked FG for TD	Adonis Alexander vs. Duke (11/05/16)
Returned blocked PAT for 2 pts	Stephan Virgil, vs. East Carolina (8/30/08)
Blocked an extra point	Dadi Nicolas, vs. Miami (10/23/14)
Blocked a FG	<b>Tim Settle, at ECU (9/16/17)</b>
Blocked a punt	Cam Phillips, vs. East Carolina (9/24/16)
Scored a def. and special teams TD in a game	DeAngelo Hall vs. Arkansas St. (8/25/02) (49-yd. INT & 69-yd. PR)
Returned two punts for TDs	DeAngelo Hall vs. Syracuse (10/11/03) (58 & 60 yds.)
Successful 2-point conversion	vs. Duke (4 OT) (10/24/15)
	Travon McMillian, rush
Made 6 FGs	Joey Slye, at Pittsburgh (10/27/16)
Made 5 FGs	Chris Kinzer, vs. Vanderbilt (11/15/86)
Made 4 FGs	Joey Slye, at Boston College (10/31/15)
Made 3 FGs	<b>Joey Slye, at ECU (9/16/17)</b>
Kicked a 60+ FG	61, Wayne Latimer, vs. Florida State (10/11/1975)
Kicked a 50-59 FG	<b>50, Joey Slye vs. Delaware (9/09/17)</b>
Kicked a 40-49 FG	47, Joey Slye, vs. Miami (10/20/16)
Kicked two 40+ yards FGs in one game	Joey Slye, at Virginia (11/28/15)
Kicked a 70+ punt	75, Michael Branthover, at Duke (10/29/11)
Kicked a 60-69 punt	60, Mitchell Ludwig, vs. Clemson (12/03/16)



# THE LAST TIME – OPPONENT

## TEAM

Scored 70+ points	77, Alabama (10/27/73)
Scored 60-69 points	66, Washington & Lee (11/03/51)
Scored 50-59 points	52, Tulsa (12/26/15)
Scored 40-49 points	42, vs. Clemson (12/03/16)

Rushed for 500+ yards	748, Alabama (10/27/73)
Rushed for 400-499 yards	461, Alabama (11/18/72)
Rushed for 300-399 yards	309, vs. Georgia Tech (11/12/16)
Rushed for 200-299 yards	<b>271, vs. West Virginia (9/03/17)</b>
Had 50-99 yards rushing	<b>64, vs. ODU (9/23/17)</b>
Had FEWER than 50 yards rushing	46, vs. Arkansas (12/29/16)

Passed for 500+ yards	NEVER
Passed for 400-499 yards	450, at Syracuse (10/15/16)
Had 50-99 yards passing	<b>85, vs. ODU (9/23/17)</b>
Had FEWER than 50 yards passing	34, vs. Georgia Tech (11/12/16)

Had 800+ yards in total offense	833, Alabama (10/27/73)
Had 700-799 yards in total offense	NEVER
Had 600-699 yards in total offense	604, Syracuse (11/09/02)
Had 500-599 yards in total offense	<b>592, vs. West Virginia (9/03/17)</b>
Recorded a safety	Boston College [2] (10/18/08)
Recorded a defensive TD	Georgia Tech (11/12/15)
Shut out Tech	Cincinnati (9/16/95)
Blocked two kicks in a game	Duke (9/16/06)
Scored a special teams TD	Alabama (8/31/13)
Scored defensive & special teams TD	Alabama (8/31/13)

## INDIVIDUAL

Rushed for 200+ yards	249, Duke Johnson, Miami (10/23/14)
Rushed for 150-199 yards	169, James Summers, East Carolina (9/26/15)
Rushed for 100-149 yards	<b>106, Justin Crawford vs. West Virginia (9/03/17)</b>
Two players rushed for 100 yards	vs. Georgia Tech (11/12/16)

Three players rushed for 100 yards	NEVER
Had 40+ carries	44, Paul Palmer, Temple (10/18/86)
Had 35-39 carries	38, Derrick Knight, Boston College (11/22/03)
Rushed for 6 TDs	Willis McGahee, Miami (12/07/02)
Rushed for 5 TDs	NEVER
Rushed for 4 TDs	Chris Brantley, Rutgers (10/31/92)
Rushed for 3 TDs	James Connor, at Pittsburgh (10/27/16)
Rushed for 2 TDs	Deshaun Watson, vs. Clemson (12/03/16)

Passed for 500+ yards	NEVER
Passed for 400-499 yards	427, Shane Carden, East Carolina (9/13/14)
Passed for 300-399 yards	<b>371, Will Grier vs. West Virginia (9/03/17)</b>
Passed for 5 TDs	NEVER
Passed for 4 TDs	Thomas Sirk, Duke (4 OT) (10/29/11)
Passed for 3 TDs	<b>Will Grier vs. West Virginia (9/03/17)</b>
Had 50+ pass attempts	<b>53, Will Grier vs. West Virginia (9/03/17)</b>
Had 40-49 pass attempts	44, Dane Evans, Tulsa (12/26/15)
Had 30-39 pass attempts	<b>30, Gardner Minshew, at ECU (9/16/17)</b>
Had 30+ pass completions	30, Dominique Davis, East Carolina (9/18/10)
Had 20-29 pass comps	23, Deshaun Watson, vs. Clemson (12/03/16)
QB rush/pass for 100 yards	Eric Dungey, at Syracuse (10/15/16)
	311 yds passing, 109 yds rushing

Had 11+ receptions	<b>13, Gary Jennings Jr., vs. West Virginia (9/03/17)</b>
Had 250+ yards receiving	NEVER
Had 200-249 yards receiving	224, Cam Worthy, East Carolina (9/13/14)
Had 100+ yards receiving	<b>107, Trevon Brown, at ECU (9/16/17)</b>

Two players w/100+ yards receiving	at Syracuse (10/15/16)
	Ervin Phillips, 139 & Brisley Estime, 131
Had 4 TD receptions	Chris Brantley, Rutgers (10/31/92)
Had 3 TD receptions	Coby Fleener, Stanford (1/03/11)
Had 2 TD receptions	<b>David Stills V, vs. West Virginia (9/03/17)</b>
Intercepted 3 passes	Aaron Beasley, West Virginia (9/22/94)
Intercepted 2 passes	Cordrea Tankersley, vs. Clemson, 2016 (12/03/16)

Returned a KO for TD	Christian Jones, Alabama (8/31/13)
Returned punt for TD	William Likely, Maryland (11/16/13)
Returned an INT for TD	David Dean, Virginia (11/28/14)
Returned/recovered a fumble for TD	Alpha Jalloh, vs. Liberty (9/03/16)
Returned blocked punt for TD	T.J. Lee, East Carolina (8/30/08)
Returned blocked FG for TD	NEVER
Returned blocked PAT for 2 pts	Nigel Bradham, Florida State (12/04/10)
Blocked an extra point	Richard Ash, Western Michigan (9/27/14)
Blocked a FG	<b>Nasir Adderley, vs. Delaware (9/09/17)</b>
Blocked a punt	Gabriel Terry, Miami (11/1/2012)
2-point conversion	at Pittsburgh (10/27/16)

	Nathan Peterman pass to James Conner
Made 6 FGs	NEVER
Made 5 FGs	Alex Henery, Nebraska (9/19/09)
Made 4 FGs	Will Snyderwine, Duke (9/19/09)
Made 3 FGs	Harrison Butker, vs. Georgia Tech (11/12/16)
Kicked a 60+ FG	NEVER
Kicked a 50-59 FG	51, Cole Murphy, at Syracuse (10/15/16)
Kicked two 50+ FGs	51 & 53, Ross Martin, Duke (10/26/13)
Kicked a 40-49 FG	40, Harrison Butker, vs. Georgia Tech (11/12/16)
Kicked a 70+ punt	76, Alex Henery, Nebraska (9/19/09)
Kicked a 60-69 punt	67, Nicholas Conte, vs. Virginia (11/26/16)

## TURNOVERS

### THE LAST TIME TECH...

Lost two fumbles	at North Carolina (10/08/16)
Lost three fumbles	vs. Miami (10/23/14)
Lost four fumbles	vs. Liberty (9/03/16)
Lost five or more fumbles	5, vs. Tennessee (9/10/16)

Threw three interceptions	at Miami, Brenden Motley (10/17/15)
Threw four interceptions	Logan Thomas vs. Duke (10/26/13)
Threw five interceptions	Maurice DeShazo vs. Virginia (11/19/94)
Threw six or more interceptions	7, vs. Florida St. (10/10/59)

### THE LAST TIME AN OPPONENT...

Lost two fumbles	at ECU (9/16/17)
Lost three fumbles	North Carolina (OT) (11/21/15)
Lost four fumbles	Arkansas St. (8/25/02)
Lost five or more fumbles	5, Clemson (9/14/85)
Threw three interceptions	Arkansas (12/29/16)
Threw four interceptions	Duke (10/26/13)
Threw five interceptions	Georgia Tech (11/1/07)
Threw six or more interceptions	6, Rutgers (11/21/98)

**2017 STATISTICS**  
**OVERALL: 4-0**

**ACC: 0-0**

**HOME: 2-0**

**AWAY: 1-0**

**NEUTRAL: 1-0**

## SCHEDULE & RESULTS

DATE	VT (RANK)	OPPONENT (RANK)	TV	LOCATION	TIME/RESULT	ATTEND.	TOP RUSHER	TOP PASSER	TOP RECEIVER	TOP TACKLER
Sept. 3	#21/22	vs. (22/20) West Virginia	ABC	FedExField, Landover, Md.	W, 31-24	67,489	Josh Jackson (11-101-1)	Josh Jackson (15-26-235-1)	Cam Phillips (7-138-1)	Andrew Motuapuaka (12)
Sept. 9	#18/18	Delaware	ACCNETWORK EXTRA	Blacksburg, Va.	W, 27-0	65,526	Jalen Holston (8-32-0)	Josh Jackson (16-28-222-2)	Cam Phillips (6-90-1)	Tremaine Edmunds (14)
Sept. 16	#16/16	at East Carolina	CBS SN	Greenville, N.C.	W, 64-17	43,776	Travon McMillian (11-72-0)	Josh Jackson (24-31-372-5)	Cam Phillips (14-189-3)	Mook Reynolds (10)
Sept. 23	#13/13	Old Dominion	ACCNETWORK EXTRA	Blacksburg, Va.	W, 38-0	65,632	Coleman Fox (11-66-0)	Josh Jackson (20-30-298-3)	Cam Phillips (7-108-0)	
Sept. 30	#12/12	(2/2) Clemson*	ABC	Blacksburg, Va.	8 PM					
Oct. 7		at Boston College*	TBA	Chestnut Hill, Mass.	TBA					
Oct. 21		North Carolina* (HC)	TBA	Blacksburg, Va.	TBA					
Oct. 28		Duke*	TBA	Blacksburg, Va.	TBA					
Nov. 4		at Miami*	TBA	Miami Gardens, Fla.	TBA					
Nov. 11		at Georgia Tech*	TBA	Atlanta, Ga.	TBA					
Nov. 18		Pitt*	TBA	Blacksburg, Va.	TBA					
Nov. 24		at Virginia*	TBA	Charlottesville, Va.	TBA					
Dec. 2		ACC Championship	TBA	Bank of America Stadium	TBA					

Rankings listed (AP/USA Today/CFB Ranking) HC - Homecoming \* - ACC Game

### TEAM STATISTICS

	HOKIES	OPPONENT
<b>SCORING</b>	<b>160</b>	<b>41</b>
Points Per Game	40.0	10.2
Points Off Turnovers	27	0
<b>FIRST DOWNS</b>	<b>102</b>	<b>60</b>
Rushing	45	24
Passing	49	32
Penalty	8	4
<b>RUSHING YARDAGE</b>	<b>873</b>	<b>432</b>
Yards gained rushing	933	539
Yards lost rushing	60	107
Rushing Attempts	192	136
Average Per Rush	4.5	3.2
Average Per Game	218.2	108.0
TDs Rushing	8	0
<b>PASSING YARDAGE</b>	<b>1156</b>	<b>813</b>
Comp-Att-Int	77-121-1	58-127-4
Average Per Pass	9.6	6.4
Average Per Catch	15.0	14.0
Average Per Game	289.0	203.2
TDs Passing	11	5
<b>TOTAL OFFENSE</b>	<b>2029</b>	<b>1245</b>
Total Plays	313	263
Average Per Play	6.5	4.7
Average Per Game	507.2	311.2
<b>KICK RETURNS: #-Yards</b>	<b>6-160</b>	<b>2-40</b>
<b>PUNT RETURNS: #-Yards</b>	<b>11-108</b>	<b>3-1</b>
<b>INT RETURNS: #-Yards</b>	<b>4-73</b>	<b>1-0</b>
<b>KICK RETURN AVERAGE</b>	<b>26.7</b>	<b>20.0</b>
<b>PUNT RETURN AVERAGE</b>	<b>9.8</b>	<b>0.3</b>
<b>INT RETURN AVERAGE</b>	<b>18.2</b>	<b>0.0</b>
<b>FUMBLES-LOST</b>	<b>2-1</b>	<b>5-3</b>
<b>PENALTIES-Yards</b>	<b>16-138</b>	<b>31-240</b>
Average Per Game	34.5	60.0
<b>PUNTS-Yards</b>	<b>19-836</b>	<b>35-1366</b>
Average Per Punt	44.0	39.0
Net punt average	41.8	35.4
<b>KICKOFFS-Yards</b>	<b>31-2002</b>	<b>11-693</b>
Average Per Kick	64.6	63.0
Net kick average	39.9	39.4
<b>TIME OF POSSESSION/Game</b>	<b>32:55</b>	<b>27:05</b>
<b>3RD-DOWN Conversions</b>	<b>26/59</b>	<b>16/66</b>
3rd-Down Pct	44%	24%
<b>4TH-DOWN Conversions</b>	<b>2/2</b>	<b>3/5</b>
4th-Down Pct	100%	60%
<b>SACKS BY-Yards</b>	<b>9-63</b>	<b>4-21</b>
<b>MISC YARDS</b>	<b>0</b>	<b>31</b>
<b>TOUCHDOWNS SCORED</b>	<b>20</b>	<b>5</b>
<b>FIELD GOALS-ATTEMPTS</b>	<b>7-12</b>	<b>2-4</b>
<b>ON-SIDE KICKS</b>	<b>0-0</b>	<b>0-0</b>
<b>RED-ZONE SCORES</b>	<b>(19-22) 86%</b>	<b>(5-8) 63%</b>
<b>RED-ZONE TOUCHDOWNS</b>	<b>(13-22) 59%</b>	<b>(3-8) 38%</b>
<b>PAT-ATTEMPTS</b>	<b>(19-19) 100%</b>	<b>(5-5) 100%</b>
<b>ATTENDANCE</b>	<b>128158</b>	<b>43776</b>
Games/Avg Per Game	2/64079	1/43776
Neutral Site Games		1/67489

### SCORE BY QUARTERS

	1ST	2ND	3RD	4TH	TOTAL
Virginia Tech	20	47	62	31	160
Opponents	17	7	10	7	41

### RUSHING

NAME	GP	ATT	GAIN	LOSS	NET	AVG	TD	LONG	AVG/G
Travon McMillian	4	32	163	1	162	5.1	1	19	40.5
Deshawn McCleese	4	31	148	0	148	4.8	2	16	37.0
Josh Jackson	4	32	172	28	144	4.5	1	46	36.0
Steven Peoples	4	36	137	4	133	3.7	2	12	33.2
Coleman Fox	2	19	104	4	100	5.3	1	21	50.0
AJ Bush	2	9	99	2	97	10.8	0	34	48.5
Jalen Holston	3	18	71	0	71	3.9	1	10	23.7
Sean Savoy	4	5	21	3	18	3.6	0	11	4.5
C.J. Carroll	4	2	7	0	7	3.5	0	5	1.8
James Clark	3	3	11	9	2	0.7	0	8	0.7
TEAM	4	5	0	9	-9	-1.8	0	0	-2.2
<b>Total</b>	<b>4</b>	<b>192</b>	<b>933</b>	<b>60</b>	<b>873</b>	<b>4.5</b>	<b>8</b>	<b>46</b>	<b>218.2</b>
<b>Opponents</b>	<b>4</b>	<b>136</b>	<b>539</b>	<b>107</b>	<b>432</b>	<b>3.2</b>	<b>0</b>	<b>42</b>	<b>108.0</b>

### PASSING

NAME	GP	EFFIC	ATT-CMP-INT	PCT	YDS	TD	LONG	AVG/G
Josh Jackson	4	177.36	75-115-1	65.2	1127	11	70	281.8
AJ Bush	2	110.90	2-4-0	50.0	29	0	16	14.5
Cam Phillips	4	0.00	0-1-0	0.0	0	0	0	0.0
TEAM	4	0.00	0-1-0	0.0	0	0	0	0.0
<b>Total</b>	<b>4</b>	<b>172.23</b>	<b>77-121-1</b>	<b>63.6</b>	<b>1156</b>	<b>11</b>	<b>70</b>	<b>289.0</b>
<b>Opponents</b>	<b>4</b>	<b>106.14</b>	<b>58-127-4</b>	<b>45.7</b>	<b>813</b>	<b>5</b>	<b>76</b>	<b>203.2</b>

### RECEIVING

NAME	GP	NO.	YDS	AVG	TD	LONG	AVG/G
Cam Phillips	4	34	523	15.4	5	45	130.8
Sean Savoy	4	14	163	11.6	1	38	40.8
C.J. Carroll	4	7	79	11.3	1	29	19.8
Deshawn McCleese	4	4	39	9.8	0	24	9.8
Travon McMillian	4	3	77	25.7	2	70	19.2
Steven Peoples	4	3	73	24.3	2	43	18.2
Henri Murphy	2	3	46	15.3	0	17	23.0
Chris Cunningham	4	2	65	32.5	0	39	16.2
James Clark	3	2	42	21.0	0	34	14.0
Dalton Keene	4	2	24	12.0	0	14	6.0
Hezekiah Grimsley	3	2	20	10.0	0	13	6.7
Eric Kumah	4	1	5	5.0	0	5	1.2
<b>Total</b>	<b>4</b>	<b>77</b>	<b>1156</b>	<b>15.0</b>	<b>11</b>	<b>70</b>	<b>289.0</b>
<b>Opponents</b>	<b>4</b>	<b>58</b>	<b>813</b>	<b>14.0</b>	<b>5</b>	<b>76</b>	<b>203.2</b>

# 17 FOOTBALL GAME NOTES

## 2017 STATISTICS

### PUNT RETURNS

NAME	NO.	YDS	AVG	TD	LONG
Greg Stroman	9	104	11.6	1	61
C.J. Carroll	2	4	2.0	0	3
<b>Total</b>	<b>11</b>	<b>108</b>	<b>9.8</b>	<b>1</b>	<b>61</b>
<b>Opponents</b>	<b>3</b>	<b>1</b>	<b>0.3</b>	<b>0</b>	<b>5</b>

### KICKOFF RETURNS

NAME	NO.	YDS	AVG	TD	LONG
James Clark	5	130	26.0	0	44
Henri Murphy	1	30	30.0	0	30
<b>Total</b>	<b>6</b>	<b>160</b>	<b>26.7</b>	<b>0</b>	<b>44</b>
<b>Opponents</b>	<b>2</b>	<b>40</b>	<b>20.0</b>	<b>0</b>	<b>21</b>

### INTERCEPTIONS

NAME	NO.	YDS	AVG	TD	LONG
Divine Deablo	1	0	0.0	0	0
Terrell Edmunds	1	55	55.0	0	55
Trevon Hill	1	8	8.0	0	8
Greg Stroman	1	10	10.0	0	10
<b>Total</b>	<b>4</b>	<b>73</b>	<b>18.2</b>	<b>0</b>	<b>55</b>
<b>Opponents</b>	<b>1</b>	<b>0</b>	<b>0.0</b>	<b>0</b>	<b>0</b>

### FUMBLE RETURNS

NAME	NO.	YDS	AVG	TD	LONG
<b>Total</b>	<b>0</b>	<b>0</b>	<b>0.0</b>	<b>0</b>	<b>0</b>
<b>Opponents</b>	<b>0</b>	<b>0</b>	<b>0.0</b>	<b>0</b>	<b>0</b>

### PUNTING

NAME	NO.	YDS	AVG	LONG	TB	FC	I20	50+	BLKD
Oscar Bradburn	19	836	44.0	54	2	8	6	3	0
<b>Total</b>	<b>19</b>	<b>836</b>	<b>44.0</b>	<b>54</b>	<b>2</b>	<b>8</b>	<b>6</b>	<b>3</b>	<b>0</b>
<b>Opponents</b>	<b>35</b>	<b>1366</b>	<b>39.0</b>	<b>52</b>	<b>1</b>	<b>17</b>	<b>6</b>	<b>4</b>	<b>0</b>

### KICKOFFS

NAME	NO.	YDS	AVG	TB	OB	RETN	NET	YDLN
Joey Slye	30	1937	64.6	29	0	21	39.7	25
Brian Johnson	1	65	65.0	0	0	19	46.0	19
<b>Total</b>	<b>31</b>	<b>2002</b>	<b>64.6</b>	<b>29</b>	<b>0</b>	<b>40</b>	<b>39.9</b>	<b>25</b>
<b>Opponents</b>	<b>11</b>	<b>693</b>	<b>63.0</b>	<b>4</b>	<b>1</b>	<b>160</b>	<b>39.4</b>	<b>25</b>

### FIELD GOALS

#### FIELD GOAL SEQUENCE BY PLAYER

NAME	FGM-FGA	PCT	01-19	20-29	30-39	40-49	50-99	LG	BLK
Joey Slye	7-12	58.3	0-0	3-4	3-5	0-1	1-2	50	1

#### FIELD GOAL SEQUENCE BY GAME

FG SEQUENCE	VIRGINIA TECH	OPPONENTS
West Virginia	(25),38,32	(34)
Delaware	(50),[46],51,(24)	28
East Carolina	(25),(34),(37)	(35),[47]
Old Dominion	27,(31)	-
Clemson		
Boston College		
North Carolina		
Duke		
Miami		
Georgia Tech		
Pitt		
Virginia		

Numbers in (parentheses) indicate field goal was made.

Numbers in [brackets] indicate field goal was blocked.

## SCORING

NAME	TD	FGS	KICK	RUSH	PAT				
					Rcv	Pass	Dxp	Saf	
Joey Slye	0	7-12	18-18	0-0	0	0-0	0	0	39
Cam Phillips	5	0-0	0-0	0-0	0	0-0	0	0	30
Steven Peoples	4	0-0	0-0	0-0	0	0-0	0	0	24
Travon McMillian	3	0-0	0-0	0-0	0	0-0	0	0	18
Deshawn McCleese	2	0-0	0-0	0-0	0	0-0	0	0	12
Sean Savoy	1	0-0	0-0	0-0	0	0-0	0	0	6
Josh Jackson	1	0-0	0-0	0-0	0	0-1	0	0	6
Jalen Holston	1	0-0	0-0	0-0	0	0-0	0	0	6
Coleman Fox	1	0-0	0-0	0-0	0	0-0	0	0	6
C.J. Carroll	1	0-0	0-0	0-0	0	0-0	0	0	6
Greg Stroman	1	0-0	0-0	0-0	0	0-0	0	0	6
Brian Johnson	0	0-0	1-1	0-0	0	0-0	0	0	1
<b>Total</b>	<b>20</b>	<b>7-12</b>	<b>19-19</b>	<b>0-0</b>	<b>0</b>	<b>0-1</b>	<b>0</b>	<b>0</b>	<b>160</b>
<b>Opponents</b>	<b>5</b>	<b>2-4</b>	<b>5-5</b>	<b>0-0</b>	<b>0</b>	<b>0-0</b>	<b>0</b>	<b>0</b>	<b>41</b>

## ALL-PURPOSE

NAME	G	RUSH	REC	PR	KOR	IR	TOT	AVG/G
Cam Phillips	4	0	523	0	0	0	523	130.8
Travon McMillian	4	162	77	0	0	0	239	59.8
Steven Peoples	4	133	73	0	0	0	206	51.5
Deshawn McCleese	4	148	39	0	0	0	187	46.8
Sean Savoy	4	18	163	0	0	0	181	45.2
James Clark	3	2	42	0	130	0	174	58.0
Josh Jackson	4	144	0	0	0	0	144	36.0
Greg Stroman	4	0	0	104	0	10	114	28.5
Coleman Fox	2	100	0	0	0	0	100	50.0
AJ Bush	2	97	0	0	0	0	97	48.5
C.J. Carroll	4	7	79	4	0	0	90	22.5
Henri Murphy	2	0	46	0	30	0	76	38.0
Jalen Holston	3	71	0	0	0	0	71	23.7
Chris Cunningham	4	0	65	0	0	0	65	16.2
Terrell Edmunds	4	0	0	0	0	55	55	13.8
Dalton Keene	4	0	24	0	0	0	24	6.0
Hezekiah Grimsley	3	0	20	0	0	0	20	6.7
Trevon Hill	4	0	0	0	0	8	8	2.0
Eric Kumah	4	0	5	0	0	0	5	1.2
<b>TEAM</b>	<b>4</b>	<b>-9</b>	<b>0</b>	<b>0</b>	<b>0</b>	<b>0</b>	<b>-9</b>	<b>-2.2</b>
<b>Total</b>	<b>4</b>	<b>873</b>	<b>1156</b>	<b>108</b>	<b>160</b>	<b>73</b>	<b>2370</b>	<b>592.5</b>
<b>Opponents</b>	<b>4</b>	<b>432</b>	<b>813</b>	<b>1</b>	<b>40</b>	<b>0</b>	<b>1286</b>	<b>321.5</b>

## TOTAL OFFENSE

NAME	G	PLAYS	RUSH	PASS	TOTAL	AVG/G
Josh Jackson	4	147	144	1127	1271	317.8
Travon McMillian	4	32	162	0	162	40.5
Deshawn McCleese	4	31	148	0	148	37.0
Steven Peoples	4	36	133	0	133	33.2
AJ Bush	2	13	97	29	126	63.0
Coleman Fox	2	19	100	0	100	50.0
Jalen Holston	3	18	71	0	71	23.7
Sean Savoy	4	5	18	0	18	4.5
C.J. Carroll	4	2	7	0	7	1.8
James Clark	3	3	2	0	2	0.7
<b>TEAM</b>	<b>4</b>	<b>6</b>	<b>-9</b>	<b>0</b>	<b>-9</b>	<b>-2.2</b>
<b>Total</b>	<b>4</b>	<b>313</b>	<b>873</b>	<b>1156</b>	<b>2029</b>	<b>507.2</b>
<b>Opponents</b>	<b>4</b>	<b>263</b>	<b>432</b>	<b>813</b>	<b>1245</b>	<b>311.2</b>

## 2017 STATISTICS

### 2017 DEFENSIVE STATISTICS

NO.	NAME	GP-GS	TACKLES			TFL/YDS	SACKS NO-YARDS	PASS DEF			FR-YDS	FF	BLKD KICK	SAFETY
			SOLO	AST	TOTAL			INT-YDS	BRUP	QBH				
49	Tremaine Edmunds	4-4	16	17	33	4.5-26	1.5-19	.	.	1	.	2	.	
6	Mook Reynolds	4-4	20	12	32	4.0-12	1.0-7	.	.	3	.	.	.	
54	Andrew Motuapuaka	4-4	15	14	29	4.0-10	2.5-8	.	1	4	1-0	.	.	
22	Terrell Edmunds	4-4	14	6	20	1.5-9	1.0-9	1-55	3	.	.	.	.	
21	Reggie Floyd	4-4	10	10	20	0.5-2	.	.	1	.	.	1	.	
36	Adonis Alexander	2-2	12	2	14	1.0-1	.	.	3	.	.	.	.	
8	Ricky Walker	4-4	4	8	12	1.5-4	.	.	.	5	.	.	.	
94	Trevon Hill	4-4	6	5	11	3.5-17	1.0-9	1-8	.	4	1-0	.	.	
7D	Divine Deablo	4-0	6	2	8	1.5-6	0.5-5	1-0	3	.	.	.	.	
99	Vinny Mihota	4-4	3	5	8	2.0-7	0.5-2	.	.	.	.	.	.	
55	Jarrod Hewitt	4-0	2	5	7	1.5-3	.	.	.	1	1-0	.	.	
4	Tim Settle	4-4	5	2	7	2.5-6	1.0-4	.	1	1	.	.	1	
31	Brandon Facyson	4-2	2	4	6	1.0-1	.	.	2	.	.	.	.	
3	Greg Stroman	4-4	2	3	5	.	.	1-10	5	.	.	.	.	
24	Anthony Shegog	4-0	3	1	4	.	.	.	.	2	.	.	.	
56	Sean Huelskamp	4-0	3	.	3	.	.	.	.	1	.	.	.	
11	Houshun Gaines	4-0	2	1	3	.	.	.	1	1	.	.	.	
28	Bryce Watts	4-0	2	1	3	.	.	.	1	.	.	.	.	
25	Deon Newsome	4-0	1	1	2	.	.	.	.	.	.	.	.	
9D	Khalil Ladler	4-0	1	1	2	1.5-1	.	.	.	.	.	1	.	
96	Jimmie Taylor	4-0	1	1	2	0.5-1	.	.	.	.	.	.	.	
18	Raymon Minor	3-0	.	1	1	0.5-1	.	.	.	.	.	.	.	
46	Joey Slye	4-0	1	.	1	.	.	.	.	.	.	.	.	
40	Trey Skeens	2-0	.	1	1	.	.	.	.	.	.	.	.	
43	Xavier Burke	2-0	.	1	1	0.5-1	.	.	.	.	.	.	.	
4D	Emmanuel Belmar	4-0	.	.	.	.	.	.	.	2	.	.	.	
<b>Total</b>	<b>4-0</b>		<b>131</b>	<b>104</b>	<b>235</b>	<b>32-108</b>	<b>9-63</b>	<b>4-73</b>	<b>21</b>	<b>25</b>	<b>3-0</b>	<b>4</b>	<b>1</b>	
<b>Opponents</b>	<b>4-0</b>		<b>156</b>	<b>196</b>	<b>352</b>	<b>20.0-52</b>	<b>4-21</b>	<b>1-0</b>	<b>11</b>	<b>15</b>	<b>1-0</b>	<b>1</b>	<b>1</b>	

#### RUSHING TACKLES

NAME	TOTAL
Tremaine Edmunds	26
Andrew Motuapuaka	22
Mook Reynolds	15
Reggie Floyd	15
Ricky Walker	11
Terrell Edmunds	10
Trevon Hill	9
Vinny Mihota	7
Adonis Alexander	7
Jarrod Hewitt	7
Tim Settle	6
Brandon Facyson	4
Sean Huelskamp	3
Anthony Shegog	3
Jimmie Taylor	2
Divine Deablo	2
Greg Stroman	2
Houshun Gaines	2
Trey Skeens	1
Xavier Burke	1
Raymon Minor	1
Deon Newsome	1
Bryce Watts	1
Khalil Ladler	1
<b>TOTALS</b>	<b>159</b>

#### PASSING TACKLES

NAME	TOTAL
Mook Reynolds	15
Terrell Edmunds	8
Adonis Alexander	7
Tremaine Edmunds	4
Divine Deablo	4
Reggie Floyd	4
Andrew Motuapuaka	3
Greg Stroman	3
Ricky Walker	1
Houshun Gaines	1
Brandon Facyson	1
Trevon Hill	1
<b>TOTALS</b>	<b>52</b>

#### SPECIAL TEAMS TACKLES

NAME	T	KO	PUNT
Bryce Watts	2	0	2
Deon Newsome	1	0	1
Terrell Edmunds	1	1	0
Anthony Shegog	1	0	1
Joey Slye	1	1	0
Divine Deablo	1	0	1
Brandon Facyson	1	0	1
Andrew Motuapuaka	1	0	1
<b>TOTALS</b>	<b>9</b>	<b>2</b>	<b>7</b>

#### HOKIES ON COIN FLIPS

Virginia Tech is 3-1 in coin tosses this season.

GAME	FLIP	SCORE
West Virginia	WON	W, 31-24
Delaware	WON	W, 27-0
East Carolina	WON	W, 64-17
Old Dominion	LOST	W, 38-0
Clemson		
Boston College		
North Carolina		
Duke		
Miami		
Georgia Tech		
Pitt		
Virginia		

#### HOKIES ON OPENING OFFENSIVE DRIVES

GAME	1ST HALF	2ND HALF
West Virginia	Punt	Punt
Delaware	Punt	Punt
East Carolina	TOUCHDOWN	TOUCHDOWN
Old Dominion	Missed FG	TOUCHDOWN
Clemson		
Boston College		
North Carolina		
Duke		
Miami		
Georgia Tech		
Pitt		
Virginia		

#### HOKIES ON OPENING DEFENSIVE SERIES

GAME	1ST HALF	2ND HALF
West Virginia	Punt	FIELD GOAL
Delaware	Punt	INTERCEPTION
East Carolina	TOUCHDOWN	Punt
Old Dominion	Downs	Punt
Clemson		
Boston College		
North Carolina		
Duke		
Miami		
Georgia Tech		
Pitt		
Virginia		

# 17 FOOTBALL GAME NOTES

## 2017 STATISTICS

### BIG PLAYS (MORE THAN 20 YARDS)

#### 20-YARD PLUS PLAYS

YARDS	TYPE	PLAYER(S)	OPPONENT
70*	Pass	Travon McMillian from Josh Jackson	East Carolina
61*	PR	Greg Stroman	Delaware
55	INT	Terrell Edmunds	Delaware
46	Rush	Josh Jackson	West Virginia
45*	Pass	Cam Phillips from Josh Jackson	East Carolina
44	KR	James Clark	West Virginia
43*	Pass	Steven Peoples from Josh Jackson	Old Dominion
39	Pass	Chris Cunningham from Josh Jackson	West Virginia
38	Pass	Sean Savoy from Josh Jackson	Delaware
34	Pass	James Clark from Josh Jackson	East Carolina
34	Rush	AJ Bush	East Carolina
32*	Pass	Cam Phillips from Josh Jackson	West Virginia
31*	Pass	Cam Phillips from Josh Jackson	East Carolina
30	KR	Henri Murphy	Old Dominion
29	Pass	Cam Phillips from Josh Jackson	Old Dominion
29	Pass	C.J. Carroll from Josh Jackson	Delaware
28	Pass	Cam Phillips from Josh Jackson	West Virginia
28*	Pass	Cam Phillips from Josh Jackson	Delaware
28	Pass	Cam Phillips from Josh Jackson	West Virginia
26	Pass	Chris Cunningham from Josh Jackson	Old Dominion
25	KR	James Clark	West Virginia
24	Rush	AJ Bush	East Carolina
24	KR	James Clark	West Virginia
24	Pass	Deshawn McCleese from Josh Jackson	Old Dominion
23	Pass	Cam Phillips from Josh Jackson	Old Dominion
23	Pass	Cam Phillips from Josh Jackson	Old Dominion
22	Pass	C.J. Carroll from Josh Jackson	Delaware
22	Pass	Cam Phillips from Josh Jackson	West Virginia
22	Pass	Cam Phillips from Josh Jackson	Delaware
22	Pass	Sean Savoy from Josh Jackson	West Virginia
21	KR	James Clark	East Carolina
21	Rush	Coleman Fox	Old Dominion

\* touchdown scored on play

#### VT LONG PLAYS BY THE NUMBERS

LONG PLAYS BY YARDS	NO.	TD
100+	0	0
90-99	0	0
80-89	0	0
70-79	1	1
60-69	1	1
50-59	1	0
40-49	4	2
30-39	7	2
20-29	18	1

LONG PLAYS BY TYPE	NO.	TD
Rushing	4	0
Passing	21	6
Punt returns	1	1
Kick returns	5	0
Interceptions	1	0
Fumble returns	0	0
Other	0	0
<b>TOTAL</b>	<b>32</b>	<b>7</b>

#### 20-YARD PLUS BY PLAYER

PLAYER	NO.	TD	R	P	KR	PR	IR	FR
Cam Phillips	11	4	0	11	0	0	0	0
James Clark	5	0	0	1	4	0	0	0
C.J. Carroll	2	0	0	2	0	0	0	0
AJ Bush	2	0	2	0	0	0	0	0
Chris Cunningham	2	0	0	2	0	0	0	0
Sean Savoy	2	0	0	2	0	0	0	0
Steven Peoples	1	1	0	1	0	0	0	0
Greg Stroman	1	1	0	0	0	1	0	0
Travon McMillian	1	1	0	1	0	0	0	0
Josh Jackson	1	0	1	0	0	0	0	0
Henri Murphy	1	0	0	0	1	0	0	0
Terrell Edmunds	1	0	0	0	0	0	1	0
Deshawn McCleese	1	0	0	1	0	0	0	0
Coleman Fox	1	0	1	0	0	0	0	0
<b>TOTAL</b>	<b>32</b>	<b>7</b>	<b>4</b>	<b>21</b>	<b>5</b>	<b>1</b>	<b>1</b>	<b>0</b>

#### VIRGINIA TECH'S LONGEST PLAYS OF THE YEAR

Rushing	46	Josh Jackson vs West Virginia (9/3/2017)
Rushing TD	12	Deshawn McCleese vs West Virginia (9/3/2017)
Passing	70	Travon McMillian from Josh Jackson vs. East Carolina (9/16/2017)
Passing TD	70	Travon McMillian from Josh Jackson vs. East Carolina (9/16/2017)
Punt Return	61	Greg Stroman vs Delaware (9/9/2017)
Kick Return	44	James Clark vs West Virginia (9/3/2017)
INT Return	55	Terrell Edmunds vs Delaware (9/9/2017)
Punt	54	Oscar Bradburn vs West Virginia (9/3/2017)
Field Goal	50	Joey Slye vs Delaware (9/9/2017)

### MONEY PLAYS (PLAYS RESULTING IN A 1ST DOWN OR TD)

RUSHERS	1ST	TD	NO.	ATT
Josh Jackson	9	1	10	28
Travon McMillian	9	1	10	32
Steven Peoples	6	2	8	36
Deshawn McCleese	6	2	7	31
Coleman Fox	5	1	6	19
Jalen Holston	5	1	6	18
AJ Bush	3	0	3	9
James Clark	1	0	1	3
Sean Savoy	1	0	1	5
<b>TOTALS</b>	<b>45</b>	<b>8</b>	<b>52</b>	<b>188</b>
<b>1st DOWN TOTALS</b>	<b>13</b>	<b>2</b>	<b>15</b>	<b>93</b>
<b>2nd DOWN TOTALS</b>	<b>20</b>	<b>4</b>	<b>23</b>	<b>69</b>
<b>3rd DOWN TOTALS</b>	<b>10</b>	<b>2</b>	<b>12</b>	<b>24</b>
<b>4th DOWN TOTALS</b>	<b>2</b>	<b>0</b>	<b>2</b>	<b>2</b>

RECEIVERS	1ST	TD	NO.	ATT
Cam Phillips	23	5	23	34
Sean Savoy	7	1	8	14
C.J. Carroll	4	1	5	7
Steven Peoples	3	2	3	3
Henri Murphy	3	0	3	3
Travon McMillian	1	2	2	3
Dalton Keene	2	0	2	2
Chris Cunningham	2	0	2	2
Deshawn McCleese	2	0	2	4
Hezekiah Grimsley	1	0	1	2
James Clark	1	0	1	2
<b>TOTALS</b>	<b>49</b>	<b>11</b>	<b>52</b>	<b>77</b>
<b>1st DOWN TOTALS</b>	<b>22</b>	<b>5</b>	<b>22</b>	<b>34</b>
<b>2nd DOWN TOTALS</b>	<b>14</b>	<b>4</b>	<b>16</b>	<b>25</b>
<b>3rd DOWN TOTALS</b>	<b>13</b>	<b>2</b>	<b>14</b>	<b>18</b>
<b>4th DOWN TOTALS</b>	<b>0</b>	<b>0</b>	<b>0</b>	<b>0</b>

### DRIVE START AVERAGES

OBTAINED	HOKIES		OPPONENTS	
	#	AVG	#	AVG
Kickoff	11	30.1	31	25.1
Punt	35	31.7	19	20.7
Field goal	2	25.0	5	39.0
Fumble	3	74.7	1	17.0
Interception	4	56.8	1	14.0
Downs	1	50.0	0	0.0
<b>All drives</b>	<b>56</b>	<b>35.5</b>	<b>57</b>	<b>24.5</b>

## 2017 STATISTICS

### SUPERLATIVES

#### MOST BY A HOKIE...

Rushes	13	Steven Peoples vs West Virginia (Sep 03, 2017)
		Steven Peoples vs Old Dominion (Sep 23, 2017)
Yards Rushing	101	Josh Jackson vs West Virginia (Sep 03, 2017)
TD Rushes	1	Travon McMillian vs West Virginia (Sep 03, 2017)
		Deshawn McCleese vs West Virginia (Sep 03, 2017)
		Josh Jackson vs West Virginia (Sep 03, 2017)
		Jalen Holston at East Carolina (Sep 16, 2017)
		Coleman Fox at East Carolina (Sep 16, 2017)
		Steven Peoples at East Carolina (Sep 16, 2017)
		Deshawn McCleese vs Old Dominion (Sep 23, 2017)
		Steven Peoples vs Old Dominion (Sep 23, 2017)
Long Rush	46	Josh Jackson vs West Virginia (Sep 03, 2017)
Pass attempts	31	Josh Jackson at East Carolina (Sep 16, 2017)
Pass completions	24	Josh Jackson at East Carolina (Sep 16, 2017)
Yards Passing	372	Josh Jackson at East Carolina (Sep 16, 2017)
TD Passes	5	Josh Jackson at East Carolina (Sep 16, 2017)
Long Pass	70	Josh Jackson at East Carolina (Sep 16, 2017)
Receptions	14	Cam Phillips at East Carolina (Sep 16, 2017)
Yards Receiving	189	Cam Phillips at East Carolina (Sep 16, 2017)
TD Receptions	3	Cam Phillips at East Carolina (Sep 16, 2017)
Long Reception	70	Travon McMillian at East Carolina (Sep 16, 2017)
Field Goals	3	Joey Slye at East Carolina (Sep 16, 2017)
Long Field Goal	50	Joey Slye vs Delaware (Sep 09, 2017)
Punts	8	Oscar Bradburn vs West Virginia (Sep 03, 2017)
Punting Avg	46.5	Oscar Bradburn vs West Virginia (Sep 03, 2017)
Long Punt	54	Oscar Bradburn vs West Virginia (Sep 03, 2017)
Punts inside 20	3	Oscar Bradburn vs West Virginia (Sep 03, 2017)
Long Punt Return	61	Greg Stroman vs Delaware (Sep 09, 2017)
Long Kickoff Return	44	James Clark vs West Virginia (Sep 03, 2017)
Tackles	14	Tremaine Edmunds vs Delaware (Sep 09, 2017)
Sacks	1.5	Tremaine Edmunds vs Delaware (Sep 09, 2017)
Tackles For Loss	4.0	Tremaine Edmunds vs Delaware (Sep 09, 2017)
Interceptions	1	Trevon Hill vs West Virginia (Sep 03, 2017)
		Terrell Edmunds vs Delaware (Sep 09, 2017)
		Greg Stroman at East Carolina (Sep 16, 2017)
		Divine Deablo vs Old Dominion (Sep 23, 2017)

#### VIRGINIA TECH GAME HIGHS

Rushes	62	at East Carolina (Sep 16, 2017)
Yards Rushing	287	at East Carolina (Sep 16, 2017)
Yards Per Rush	5.2	vs West Virginia (Sep 03, 2017)
TD Rushes	3	vs West Virginia (Sep 03, 2017)
		at East Carolina (Sep 16, 2017)
Pass attempts	33	at East Carolina (Sep 16, 2017)
Pass completions	25	at East Carolina (Sep 16, 2017)
Yards Passing	388	at East Carolina (Sep 16, 2017)
Yards Per Pass	11.8	at East Carolina (Sep 16, 2017)
TD Passes	5	at East Carolina (Sep 16, 2017)
Total Plays	95	at East Carolina (Sep 16, 2017)
Total Offense	675	at East Carolina (Sep 16, 2017)
Yards Per Play	7.1	at East Carolina (Sep 16, 2017)
Points	64	at East Carolina (Sep 16, 2017)
Sacks By	4	vs Delaware (Sep 09, 2017)
First Downs	34	at East Carolina (Sep 16, 2017)
Penalties	7	at East Carolina (Sep 16, 2017)
Penalty Yards	69	at East Carolina (Sep 16, 2017)
Turnovers	1	vs Delaware (Sep 09, 2017)
		vs Old Dominion (Sep 23, 2017)
Interceptions By	1	vs West Virginia (Sep 03, 2017)
		vs Delaware (Sep 09, 2017)
		at East Carolina (Sep 16, 2017)
		vs Old Dominion (Sep 23, 2017)
Punts	8	vs West Virginia (Sep 03, 2017)
Punting Avg	46.5	vs West Virginia (Sep 03, 2017)
Long Punt	54	vs West Virginia (Sep 03, 2017)
Punts inside 20	3	vs West Virginia (Sep 03, 2017)
Long Punt Return	61	vs Delaware (Sep 09, 2017)

#### MOST BY AN OPPONENT...

Rushes	16	Joe Walker, vs Delaware (Sep 09, 2017)
Yards Rushing	106	Crawford, J, vs West Virginia (Sep 03, 2017)
TD Rushes	0	
Long Rush	42	Crawford, J, vs West Virginia (Sep 03, 2017)
Pass attempts	53	Grier, Will, vs West Virginia (Sep 03, 2017)
Pass completions	31	Grier, Will, vs West Virginia (Sep 03, 2017)
Yards Passing	371	Grier, Will, vs West Virginia (Sep 03, 2017)
TD Passes	3	Grier, Will, vs West Virginia (Sep 03, 2017)
Long Pass	76	MINSHEW, Grdnr, at East Carolina (Sep 16, 2017)
Receptions	13	Jennings Jr., G, vs West Virginia (Sep 03, 2017)
Yards Receiving	189	Jennings Jr., G, vs West Virginia (Sep 03, 2017)
TD Receptions	2	Sills V, David, vs West Virginia (Sep 03, 2017)
Long Reception	76	BROWN, Trevon, at East Carolina (Sep 16, 2017)
Field Goals	1	Molina, Mike, vs West Virginia (Sep 03, 2017)
		VERITY, Jake, at East Carolina (Sep 16, 2017)
Long Field Goal	35	VERITY, Jake, at East Carolina (Sep 16, 2017)
Punts	10	Nick Pritchard, vs Delaware (Sep 09, 2017)
		CATE, Bailey, vs Old Dominion (Sep 23, 2017)
Punting Avg	41.5	CATE, Bailey, vs Old Dominion (Sep 23, 2017)
Long Punt	52	Nick Pritchard, vs Delaware (Sep 09, 2017)
		CATE, Bailey, vs Old Dominion (Sep 23, 2017)
Punts inside 20	3	CATE, Bailey, vs Old Dominion (Sep 23, 2017)
Long Punt Return	5	Jamie Jarmon, vs Delaware (Sep 09, 2017)
Long Kickoff Return	21	HOWE, Hussein, at East Carolina (Sep 16, 2017)
Tackles	11	FULP, Bobby, at East Carolina (Sep 16, 2017)
		WILLIAMS, D., vs Old Dominion (Sep 23, 2017)
Sacks	1.0	Bilal Nichols, vs Delaware (Sep 09, 2017)
		WARD, Tim, vs Old Dominion (Sep 23, 2017)
Tackles For Loss	2.0	Bailey, Hakeem, vs West Virginia (Sep 03, 2017)
Interceptions	1	CARTER, Sean, vs Old Dominion (Sep 23, 2017)

#### OPPONENT GAME HIGHS

Rushes	46	vs Delaware (Sep 09, 2017)
Yards Rushing	221	vs West Virginia (Sep 03, 2017)
Yards Per Rush	6.3	vs West Virginia (Sep 03, 2017)
TD Rushes	0	
Pass attempts	54	vs West Virginia (Sep 03, 2017)
Pass completions	31	vs West Virginia (Sep 03, 2017)
Yards Passing	371	vs West Virginia (Sep 03, 2017)
Yards Per Pass	8.0	at East Carolina (Sep 16, 2017)
TD Passes	3	vs West Virginia (Sep 03, 2017)
Total Plays	89	vs West Virginia (Sep 03, 2017)
Total Offense	592	vs West Virginia (Sep 03, 2017)
Yards Per Play	6.7	vs West Virginia (Sep 03, 2017)
Points	24	vs West Virginia (Sep 03, 2017)
Sacks By	1	vs West Virginia (Sep 03, 2017)
		vs Delaware (Sep 09, 2017)
		at East Carolina (Sep 16, 2017)
		vs Old Dominion (Sep 23, 2017)
First Downs	29	vs West Virginia (Sep 03, 2017)
Penalties	11	vs Delaware (Sep 09, 2017)
Penalty Yards	84	vs Delaware (Sep 09, 2017)
Turnovers	3	at East Carolina (Sep 16, 2017)
Interceptions By	1	vs Old Dominion (Sep 23, 2017)
Punts	10	vs Delaware (Sep 09, 2017)
		vs Old Dominion (Sep 23, 2017)
Punting Avg	41.5	vs Old Dominion (Sep 23, 2017)
Long Punt	52	vs Delaware (Sep 09, 2017)
		vs Old Dominion (Sep 23, 2017)
Punts inside 20	3	vs Old Dominion (Sep 23, 2017)
Long Punt Return	5	vs Delaware (Sep 09, 2017)

# 17 FOOTBALL GAME NOTES

## 2017 STATISTICS

### VIRGINIA TECH MISCELLANEOUS STATS

#### 3RD-DOWN CONVERSIONS

DATE	OPPONENT	SCORE	OVERALL	1ST QTR	2ND QTR	3RD QTR	4TH QTR
Sept. 3	vs West Virginia	W 31-24	3-15 20.0%	0-4 0.0%	2-5 40.0%	1-3 33.3%	0-3 0.0%
Sept. 9	Delaware	W 27-0	3-11 27.3%	1-3 33.3%	0-3 0.0%	0-2 0.0%	2-3 66.7%
Sept. 16	at East Carolina	W 64-17	9-15 60.0%	4-5 80.0%	1-4 25.0%	2-2 100.0%	2-4 50.0%
Sept. 23	Old Dominion	W 38-0	11-18 61.1%	3-6 50.0%	2-3 66.7%	4-5 80.0%	2-4 50.0%
Sept. 30	Clemson						
Oct. 7	at Boston College						
Oct. 21	North Carolina						
Oct. 28	Duke						
Nov. 4	at Miami						
Nov. 11	at Georgia Tech						
Nov. 18	Pitt						
Nov. 24	at Virginia						
<b>Virginia Tech</b>			<b>26-59 44.1%</b>	<b>8-18 44.4%</b>	<b>5-15 33.3%</b>	<b>7-12 58.3%</b>	<b>6-14 42.9%</b>
<b>Opponents</b>			<b>16-66 24.2%</b>	<b>7-19 36.8%</b>	<b>2-17 11.8%</b>	<b>4-15 26.7%</b>	<b>3-15 20.0%</b>

#### 4TH-DOWN CONVERSIONS

DATE	OPPONENT	SCORE	OVERALL	1ST QTR	2ND QTR	3RD QTR	4TH QTR
Sept. 3	vs West Virginia	W 31-24	1-1 100.0%	1-1 100.0%	0-0 0.0%	0-0 0.0%	0-0 0.0%
Sept. 9	Delaware	W 27-0	0-0 0.0%	0-0 0.0%	0-0 0.0%	0-0 0.0%	0-0 0.0%
Sept. 16	at East Carolina	W 64-17	1-1 100.0%	0-0 0.0%	0-0 0.0%	0-0 0.0%	1-1 100.0%
Sept. 23	Old Dominion	W 38-0	0-0 0.0%	0-0 0.0%	0-0 0.0%	0-0 0.0%	0-0 0.0%
Sept. 30	Clemson						
Oct. 7	at Boston College						
Oct. 21	North Carolina						
Oct. 28	Duke						
Nov. 4	at Miami						
Nov. 11	at Georgia Tech						
Nov. 18	Pitt						
Nov. 24	at Virginia						
<b>Virginia Tech</b>			<b>2-2 100.0%</b>	<b>1-1 100.0%</b>	<b>0-0 0.0%</b>	<b>0-0 0.0%</b>	<b>1-1 100.0%</b>
<b>Opponents</b>			<b>3-5 60.0%</b>	<b>0-1 0.0%</b>	<b>1-2 50.0%</b>	<b>0-0 0.0%</b>	<b>2-2 100.0%</b>

#### TIME OF POSSESSION

DATE	OPPONENT	SCORE	OVERALL	1ST QTR	2ND QTR	3RD QTR	4TH QTR
Sept. 3	vs West Virginia	W 31-24	31:00	7:24	6:32	7:22	9:42
Sept. 9	Delaware	W 27-0	23:13	2:33	7:13	4:39	8:48
Sept. 16	at East Carolina	W 64-17	39:13	8:18	11:57	9:56	9:02
Sept. 23	Old Dominion	W 38-0	38:15	9:03	7:02	10:00	12:10
Sept. 30	Clemson						
Oct. 7	at Boston College						
Oct. 21	North Carolina						
Oct. 28	Duke						
Nov. 4	at Miami						
Nov. 11	at Georgia Tech						
Nov. 18	Pitt						
Nov. 24	at Virginia						
<b>Virginia Tech Total</b>			<b>131:41</b>	<b>27:18</b>	<b>32:44</b>	<b>31:57</b>	<b>39:42</b>
<b>Avg.</b>			<b>32:55</b>	<b>6:49</b>	<b>8:11</b>	<b>7:59</b>	<b>9:55</b>
<b>Opponents Total</b>			<b>108:19</b>	<b>32:42</b>	<b>27:16</b>	<b>28:03</b>	<b>20:18</b>
<b>Avg.</b>			<b>27:04</b>	<b>8:10</b>	<b>6:49</b>	<b>7:00</b>	<b>5:04</b>

### RED ZONE STATS

#### VIRGINIA TECH INSIDE OPPONENT RED-ZONE

DATE	OPPONENT	SCORE	TIMES		TOTAL PTS	TDS	RUSH TDS	PASS TDS	FGS MADE	FGA	FAILED TO SCORE INSIDE RZ				GAME
			IN RZ	SCORED							DNWS	INT	FUMB	HALF	
Sept. 3	vs West Virginia	W 31-24	6	4	24	3	3	0	1	2	0	0	0	0	0
Sept. 9	Delaware	W 27-0	2	2	10	1	0	1	1	0	0	0	0	0	0
Sept. 16	at East Carolina	W 64-17	8	8	44	5	3	2	3	0	0	0	0	0	0
Sept. 23	Old Dominion	W 38-0	6	5	31	4	2	2	1	1	0	0	0	0	0
Sept. 30	Clemson														
Oct. 7	at Boston College														
Oct. 21	North Carolina														
Oct. 28	Duke														
Nov. 4	at Miami														
Nov. 11	at Georgia Tech														
Nov. 18	Pitt														
Nov. 24	at Virginia														
<b>Totals 19 of 22 (86.4%)</b>			<b>22</b>	<b>19</b>	<b>109</b>	<b>13</b>	<b>8</b>	<b>5</b>	<b>6</b>	<b>3</b>	<b>0</b>	<b>0</b>	<b>0</b>	<b>0</b>	<b>0</b>

#### VIRGINIA TECH INSIDE OPPONENT RED-ZONE

DATE	OPPONENT	SCORE	TIMES		TOTAL PTS	TDS	RUSH TDS	PASS TDS	FGS MADE	FGA	FAILED TO SCORE INSIDE RZ				GAME
			IN RZ	SCORED							DNWS	INT	FUMB	HALF	
Sept. 3	vs West Virginia	W 31-24	4	3	17	2	0	2	1	0	0	0	0	1	0
Sept. 9	Delaware	W 27-0	2	0	0	0	0	0	1	0	0	1	0	0	0
Sept. 16	at East Carolina	W 64-17	2	2	10	1	0	1	1	0	0	0	0	0	0
Sept. 23	Old Dominion	W 38-0	0	0	0	0	0	0	0	0	0	0	0	0	0
Sept. 30	Clemson														
Oct. 7	at Boston College														
Oct. 21	North Carolina														
Oct. 28	Duke														
Nov. 4	at Miami														
Nov. 11	at Georgia Tech														
Nov. 18	Pitt														
Nov. 24	at Virginia														
<b>Totals 5 of 8 (62.5%)</b>			<b>8</b>	<b>5</b>	<b>27</b>	<b>3</b>	<b>0</b>	<b>3</b>	<b>2</b>	<b>1</b>	<b>0</b>	<b>1</b>	<b>0</b>	<b>1</b>	<b>0</b>



## 2017 STATISTICS

### SCORING DRIVES

VIRGINIA TECH SCORING			PLAYS-YDS.-TOP
OPPONENT	SCORING PLAY		
1	West Virginia	FG Slye, Joey 25	12-58-4:46
2	West Virginia	Jackson, J 5 Rush (Slye, Joey)	8-47-2:55
3	West Virginia	McCleave, D 12 Rush (Slye, Joey)	4-71-1:28
3	West Virginia	Phillips, C 32 Pass From Jackson, J (Slye, Joey)	1-32-0:08
4	West Virginia	McMillian, T 3 Rush (Slye, Joey)	6-82-2:23
1	Delaware	Stroman, G 61 Punt Return (Slye, Joey)	-
2	Delaware	FG Slye, Joey 50	8-40-3:25
2	Delaware	McMillian, T 4 Pass From Jackson, J (Slye, Joey)	6-80-1:39
4	Delaware	Phillips, C 28 Pass From Jackson, J (Slye, Joey)	6-66-2:32
4	Delaware	FG Slye, Joey 24	4-3-1:19
1	East Carolina	Peoples, S 1 Rush (Slye, Joey)	12-84-4:09
2	East Carolina	Phillips, C 10 Pass From Jackson, J (Slye, Joey)	13-79-4:23
2	East Carolina	FG Slye, Joey 25	11-56-3:25
2	East Carolina	FG Slye, Joey 34	13-62-5:40
2	East Carolina	FG Slye, Joey 37	4-8-1:03
3	East Carolina	Phillips, C 31 Pass From Jackson, J (pass failed)	6-75-2:07
3	East Carolina	McMillian, T 70 Pass From Jackson, J (Slye, Joey)	1-70-0:10
3	East Carolina	Phillips, C 45 Pass From Jackson, J (Slye, Joey)	6-70-2:13
3	East Carolina	Savoy, S 9 Pass From Jackson, J (Slye, Joey)	4-32-1:37
3	East Carolina	Holston, J 1 Rush (Slye, Joey)	7-62-3:49
4	East Carolina	Fox, C 5 Rush (Johnson, B)	2-34-0:51
1	Old Dominion	FG Slye, Joey 31	7-35-2:29
2	Old Dominion	Peoples, S 17 Pass From Jackson, J (Slye, Joey)	2-41-0:36
2	Old Dominion	Peoples, S 1 Rush (Slye, Joey)	11-79-3:04
3	Old Dominion	Peoples, S 43 Pass From Jackson, J (Slye, Joey)	3-70-1:06
3	Old Dominion	Carroll, C.J. 5 Pass From Jackson, J (Slye, Joey)	11-59-4:36
4	Old Dominion	McCleave, D 5 Rush (Slye, Joey)	9-64-4:03
<b>Totals</b>			<b>177-1459-65:56</b>
<b>Average Scoring Drive</b>			<b>6.8 plays-56.1 yds.</b>

27 Total Scores (8 Run, 11 Pass, 7 FG, 1 S.T., 0 Safety, 0 Defense)  
 4 First Quarter Scores (1 Run, 0 Pass, 2 FG, 1 S.T., 0 Safety, 0 Defense)  
 9 Second Quarter Scores (2 Run, 3 Pass, 4 FG, 0 S.T., 0 Safety, 0 Defense)  
 9 Third Quarter Scores (2 Run, 7 Pass, 0 FG, 0 S.T., 0 Safety, 0 Defense)  
 5 Fourth Quarter Scores (3 Run, 1 Pass, 1 FG, 0 S.T., 0 Safety, 0 Defense)  
 0 Overtime Scores (0 Run, 0 Pass, 0 FG, 0 S.T., 0 Safety, 0 Defense)

**Most plays in a scoring drive:** 13 plays - vs. East Carolina (13-62-5:40 FG) & vs. East Carolina (13-79-4:23 TD)  
**Longest scoring drive:** 84 yards - vs. East Carolina (12-84-4:09 TD)  
**Longest TOP scoring drive:** 5:40 - vs. East Carolina (13-62-5:40 FG)  
**Average TOP on offensive scoring drives:** 2:32

OPPONENT SCORING			PLAYS-YDS.-TOP
OPPONENT	SCORING PLAY		
2	West Virginia	Sills V, David 11 Pass From Grier, Will (Molina, Mike)	10-86-4:34
3	West Virginia	FG Molina, Mike 34	7-58-2:33
3	West Virginia	Sills V, David 10 Pass From Grier, Will (Molina, Mike)	8-79-2:49
4	West Virginia	Jennings Jr., G 60 Pass From Grier, Will (Molina, Mike)	2-73-0:29
1	East Carolina	GRAYSON, Davon 9 Pass From MINSHEW, Grdnr (VERITY, Jake)	7-75-2:07
1	East Carolina	BROWN, Trevon 76 Pass From MINSHEW, Grdnr (VERITY, Jake)	2-75-0:49
1	East Carolina	FG VERITY, Jake 35	10-63-3:46
<b>Totals</b>			<b>46-509-17:07</b>
<b>Average Scoring Drive</b>			<b>6.6 plays-72.7 yds.</b>

7 Total Scores (0 Run, 5 Pass, 2 FG, 0 S.T., 0 Safety, 0 Defense)  
 3 First Quarter Scores (0 Run, 2 Pass, 1 FG, 0 S.T., 0 Safety, 0 Defense)  
 1 Second Quarter Scores (0 Run, 1 Pass, 0 FG, 0 S.T., 0 Safety, 0 Defense)  
 2 Third Quarter Scores (0 Run, 1 Pass, 1 FG, 0 S.T., 0 Safety, 0 Defense)  
 1 Fourth Quarter Scores (0 Run, 1 Pass, 0 FG, 0 S.T., 0 Safety, 0 Defense)  
 0 Overtime Scores (0 Run, 0 Pass, 0 FG, 0 S.T., 0 Safety, 0 Defense)

**Most plays in a scoring drive:** 10 plays - vs. West Virginia (10-86-4:34 TD) & 10 plays - vs. East Carolina (10-63-3:46 FG)  
**Longest scoring drive:** 86 yards - vs. West Virginia (10-86-4:34 TD)  
**Longest TOP scoring drive:** 4:34 - vs. West Virginia (10-86-4:34 TD)  
**Average TOP on offensive scoring drives:** 2:26

# 17 FOOTBALL GAME NOTES

## 2017 STATISTICS

### OFFENSIVE GAME-BY-GAME

#### PASSING

#17 JACKSON, J	ATT	COMP	INT	PCT	YARDS	TD	LONG	SACK	YDS	EFFIC
West Virginia	26	15	0	57.7	235	1	39	1	2	146.3
Delaware	28	16	0	57.1	222	2	38	1	5	147.3
East Carolina	31	24	0	77.4	372	5	70	1	11	231.4
Old Dominion	30	20	1	66.7	298	3	43	1	3	176.4
<b>TOTALS</b>	<b>115</b>	<b>75</b>	<b>1</b>	<b>65.2</b>	<b>1127</b>	<b>11</b>	<b>70</b>	<b>4</b>	<b>21</b>	<b>177.4</b>

#### #6Q BUSH, AJ

	ATT	COMP	INT	PCT	YARDS	TD	LONG	SACK	YDS	EFFIC
East Carolina	2	1	0	50.0	16	0	16	0	0	117.2
Old Dominion	2	1	0	50.0	13	0	13	0	0	104.6
<b>TOTALS</b>	<b>4</b>	<b>2</b>	<b>0</b>	<b>50.0</b>	<b>29</b>	<b>0</b>	<b>16</b>	<b>0</b>	<b>0</b>	<b>110.9</b>

#### #TM TEAM

	ATT	COMP	INT	PCT	YARDS	TD	LONG	SACK	YDS	EFFIC
Delaware	1	0	0	0.0	0	0	0	0	0	0.0
<b>TOTALS</b>	<b>1</b>	<b>0</b>	<b>0</b>	<b>0.0</b>	<b>0</b>	<b>0</b>	<b>0</b>	<b>0</b>	<b>0</b>	<b>0.0</b>

#### #5 PHILLIPS, C

	ATT	COMP	INT	PCT	YARDS	TD	LONG	SACK	YDS	EFFIC
West Virginia	1	0	0	0.0	0	0	0	0	0	0.0
<b>TOTALS</b>	<b>1</b>	<b>0</b>	<b>0</b>	<b>0.0</b>	<b>0</b>	<b>0</b>	<b>0</b>	<b>0</b>	<b>0</b>	<b>0.0</b>

#### RUSHING

PLAYER	NO-YDS/TD	WVU	DEL	ECU	ODU	CU	BC	UNC	DUKE	MIAMI	GT	PITT	UVA
McMillian, T RB	32-162/1	9-34/1	5-15/0	11-72/0	7-41/0								
McCleese, D RB	31-148/2	8-51/1	3-7/0	11-55/0	9-35/1								
Jackson, J QB	32-144/1	11-101/1	8-19/0	3--5/0	10-29/0								
Peoples, S RB	36-133/2	13-39/0	2-6/0	8-26/1	13-62/1								
Fox, C RB	19-100/1	DNP	DNP	8-34/1	11-66/0								
Bush, AJ QB	9-97/0	DNP	DNP	5-66/0	4-31/0								
Holston, J RB	18-71/1	-	8-32/0	10-39/1	DNP								
Savoy, S WR	5-18/0	3-6/0	-	1-1/0	1-11/0								
Carroll, C.J. WR	2-7/0	-	1-2/0	1-5/0	-								
Clark, J WR	3-2/0	1-3/0	-	2--1/0	DNP								
TEAM	5--9/0	-	1-0/0	2--5/0	2--4/0								

#### RECEIVING

PLAYER	NO-YDS/TD	WVU	DEL	ECU	ODU	CU	BC	UNC	DUKE	MIAMI	GT	PITT	UVA
Phillips, C WR	34-523/5	7-138/1	6-90/1	14-189/3	7-106/0								
Savoy, S WR	14-163/1	4-42/0	4-63/0	4-30/1	2-28/0								
Carroll, C.J. WR	7-79/1	2-13/0	3-56/0	-	2-10/1								
McMillian, T RB	3-77/2	1-3/0	1-4/1	1-70/1	-								
Peoples, S RB	3-73/2	-	-	-	3-73/2								
Cunningham, C TE	2-65/0	1-39/0	-	-	1-26/0								
Murphy, H WR	3-46/0	DNP	DNP	2-29/0	1-17/0								
Clark, J WR	2-42/0	-	1-8/0	1-34/0	DNP								
McCleese, D RB	4-39/0	-	1-1/0	1-15/0	2-23/0								
Keene, D TE	2-24/0	-	-	1-14/0	1-10/0								
Grimsley, H WR	2-20/0	DNP	-	1-7/0	1-13/0								
Kumah, E WR	1-5/0	-	-	-	1-5/0								

2017 STATISTICS

DEFENSIVE GAME-BY-GAME

TOTAL TACKLES

PLAYER	UA-A	TOT	WVU	DEL	ECU	ODU	CU	BC	UNC	DUKE	MIAMI	GT	PITT	UVA
Edmunds, Tr LB	16-17	33	5-2	6-8	3-3	2-4								
Reynolds, M DB	20-12	32	5-1	5-6	6-4	4-1								
Motuapuaka, A LB	15-14	29	9-3	1-7	3-3	2-1								
Floyd, R DB	10-10	20	4-1	5-5	0-1	1-3								
Edmunds, Te	14-6	20	6-1	4-4	3-0	1-1								
Alexander, A CB	12-2	14	9-0	3-2	DNP	DNP								
Walker, R DT	4-8	12	1-1	2-2	0-1	1-4								
Hill, T DE	6-5	11	2-2	1-2	2-1	1-0								
Deablo, D DB	6-2	8	6-0	0-1	0-1	-								
Mihota, V DL	3-5	8	1-0	1-3	0-1	1-1								
Hewitt, J DT	2-5	7	-	0-1	1-2	1-2								
Settle, T DT	5-2	7	2-0	1-0	1-0	1-2								
Facyson, B CB	2-4	6	0-1	-	0-1	2-2								
Stroman, G DB	2-3	5	0-2	1-0	1-0	0-1								
Shegog, A LB	3-1	4	1-1	-	2-0	-								
Huelskamp, S LB	3-0	3	-	-	3-0	-								
Watts, B DB	2-1	3	-	-	1-1	1-0								
Gaines, H DE	2-1	3	1-1	-	1-0	-								
Taylor, J DE	1-1	2	-	1-0	0-1	-								
Ladler, K DB	1-1	2	-	-	1-1	-								
Newsome, D DB	1-1	2	-	1-0	0-1	-								
Skeens, T	0-1	1	-	0-1	DNP	DNP								
Slie, Joey	1-0	1	-	-	1-0	-								
Minor, R DL	0-1	1	DNP	-	0-1	-								
Burke, X DL	0-1	1	DNP	DNP	0-1	-								

SACKS

PLAYER	UA-A	TOT	WVU	DEL	ECU	ODU	CU	BC	UNC	DUKE	MIAMI	GT	PITT	UVA
Motuapuaka, A LB	2-1	2.5	1.0-2	-	0.5-5	1.0-1								
Edmunds, Tr LB	1-1	1.5	-	1.5-19	-	-								
Edmunds, Te	1-0	1.0	-	1.0-9	-	-								
Reynolds, M DB	0-2	1.0	-	1.0-7	-	-								
Settle, T DT	1-0	1.0	1.0-4	-	-	-								
Hill, T DE	1-0	1.0	-	-	1.0-9	-								
Mihota, V DL	0-1	0.5	-	0.5-2	-	-								
Deablo, D DB	0-1	0.5	-	-	0.5-5	-								

TACKLES FOR LOSS

PLAYER	UA-A	TOT	WVU	DEL	ECU	ODU	CU	BC	UNC	DUKE	MIAMI	GT	PITT	UVA
Edmunds, Tr LB	3-3	4.5	-	4.0-26	-	0.5-0								
Reynolds, M DB	2-4	4.0	0.5-2	1.0-7	2.5-3	-								
Motuapuaka, A LB	3-2	4.0	1.0-2	0.5-1	1.5-6	1.0-1								
Hill, T DE	3-1	3.5	-	1.5-6	2.0-11	-								
Settle, T DT	2-1	2.5	1.0-4	1.0-1	-	0.5-1								
Mihota, V DL	1-2	2.0	-	2.0-7	-	-								
Ladler, K DB	1-1	1.5	-	-	1.5-1	-								
Deablo, D DB	1-1	1.5	1.0-1	-	0.5-5	-								
Hewitt, J DT	1-1	1.5	-	-	1.0-1	0.5-2								
Edmunds, Te	1-1	1.5	-	1.5-9	-	-								
Walker, R DT	0-3	1.5	0.5-2	0.5-1	0.5-1	-								
Alexander, A CB	1-0	1.0	1.0-1	-	DNP	DNP								
Facyson, B CB	1-0	1.0	-	-	-	1.0-1								
Floyd, R DB	0-1	0.5	-	-	-	0.5-2								
Burke, X DL	0-1	0.5	DNP	DNP	0.5-1	-								
Minor, R DL	0-1	0.5	DNP	-	0.5-1	-								
Taylor, J DE	0-1	0.5	-	-	0.5-1	-								

# 17 FOOTBALL GAME NOTES

## 2017 STATISTICS

### DEFENSIVE GAME-BY-GAME

#### INTERCEPTION RETURNS

PLAYER	NO-YDS	WVU	DEL	ECU	ODU	CU	BC	UNC	DUKE	MIAMI	GT	PITT	UVA
Edmunds, Te	1-55	-	1-55	-	-								
Stroman, G	1-10	-	-	1-10	-								
Deablo, D	1-0	-	-	-	1-0								
Hill, T	1-8	1-8	-	-	-								

#### FUMBLES FORCED

PLAYER	NO-YDS	WVU	DEL	ECU	ODU	CU	BC	UNC	DUKE	MIAMI	GT	PITT	UVA
Edmunds, Tr	2	-	1	1	-								
Ladler, K	1	-	-	1	-								
Floyd, R	1	-	-	-	1								

#### FUMBLES RECOVERED

PLAYER	NO-YDS	WVU	DEL	ECU	ODU	CU	BC	UNC	DUKE	MIAMI	GT	PITT	UVA
Motuapuaka, A	1	-	-	1	-								
Hewitt, J	1	-	-	1	-								
Hill, T	1	-	1	-	-								

### SPECIAL TEAMS GAME-BY-GAME

#### PUNT RETURNS

PLAYER	NO-YDS	WVU	DEL	ECU	ODU	CU	BC	UNC	DUKE	MIAMI	GT	PITT	UVA
Stroman, G	9-104	1-5	2-58	2-7	4-34								
Carroll, C.J.	2-4	-	1-1	1-3	-								

#### KICK RETURNS

PLAYER	NO-YDS	WVU	DEL	ECU	ODU	CU	BC	UNC	DUKE	MIAMI	GT	PITT	UVA
Clark, J	5-130	3-93	-	2-37	DNP								
Murphy, H	1-30	DNP	DNP	-	1-30								

#### FIELD GOALS

PLAYER	FG-FGA (LG)	WVU	DEL	ECU	ODU	CU	BC	UNC	DUKE	MIAMI	GT	PITT	UVA
Slye, J	3-7 (50)	1-3 (25)	2-4 (50)	3-3 (37)	1-2 (31)								

#### PUNTING

PLAYER	NO-YDS-AVG	WVU	DEL	ECU	ODU	CU	BC	UNC	DUKE	MIAMI	GT	PITT	UVA
Bradburn, O	13-600-46.2	8-372-46.5	5-228-45.6	2-92-46.0	4-144-36.0								

### STARTING LINEUPS

#### OFFENSE

	TE	LT	LG	C	RG	RT	WR	WR	QB	TE	WR	PK	P
vs West Virginia	D. Keene	Y. Nijman	W. Teller	E. Gallo	B. Pfaff	K. Chung	C. Phillips	E. Kumah	J. Jackson	-	C.J. Carroll	J. Slye	O. Bradburn
Delaware	D. Keene	Y. Nijman	W. Teller	E. Gallo	B. Pfaff	K. Chung	C. Phillips	S. Savoy	J. Jackson	C. Cunningham	-	J. Slye	O. Bradburn
at East Carolina	D. Keene	Y. Nijman	W. Teller	E. Gallo	B. Pfaff	K. Chung	C. Phillips	S. Savoy	J. Jackson	-	J. Clark	J. Slye	O. Bradburn
Old Dominion	D. Keene	Y. Nijman	W. Teller	E. Gallo	B. Pfaff	K. Chung	C. Phillips	H. Murphy	J. Jackson	-	S. Savoy	J. Slye	O. Bradburn
Clemson													
at Boston College													
North Carolina													
Duke													
at Miami													
at Georgia Tech													
Pitt													
at Virginia													

#### DEFENSE

	LCB	DT	WHIP	NT	ROV	FS	RCB	LOLB	MLB	RDE	LDE
vs West Virginia	G. Stroman	T. Settle	M. Reynolds	R. Walker	R. Floyd	Te. Edmunds	A. Alexander	Tr. Edmunds	A. Motuapuaka	T. Hill	V. Mihota
Delaware	G. Stroman	T. Settle	M. Reynolds	R. Walker	R. Floyd	Te. Edmunds	A. Alexander	Tr. Edmunds	A. Motuapuaka	T. Hill	V. Mihota
at East Carolina	G. Stroman	T. Settle	M. Reynolds	R. Walker	R. Floyd	Te. Edmunds	B. Facyson	Tr. Edmunds	A. Motuapuaka	T. Hill	V. Mihota
Old Dominion	G. Stroman	T. Settle	M. Reynolds	R. Walker	R. Floyd	Te. Edmunds	B. Facyson	Tr. Edmunds	A. Motuapuaka	T. Hill	V. Mihota
Clemson											
at Boston College											
North Carolina											
Duke											
at Miami											
at Georgia Tech											
Pitt											
at Virginia											

2017 STATISTICS

**PARTICIPATION GAME-BY-GAME**

**PARTICIPATION**

NO. PLAYER	GP/GS	WVU	DEL	ECU	ODU	CU	BC	UNC	DUKE	MIAMI	GT	PITT	UVA
36 Alexander, A	2/2	START	START	...	...								
23 Ashby, R	4/-	XXX	XXX	XXX	XXX								
1D Beckett, T	2/-	XXX	XXX	...	...								
4D Belmar, E	4/-	XXX	XXX	XXX	XXX								
91 Bradburn, O	4/-	XXX	XXX	XXX	XXX								
43 Burke, X	2/-	...	...	XXX	XXX								
6Q Bush, AJ	2/-	...	...	XXX	XXX								
52 Cannon, A	2/-	...	...	XXX	XXX								
86 Carroll, C.J.	4/1	START	XXX	XXX	XXX								
61 Chung, K	4/4	START	START	START	START								
89 Clark, J	3/1	XXX	XXX	START	...								
1Q Click, J	1/-	...	...	XXX	...								
85 Cunningham, C	4/2	START	START	XXX	XXX								
39 Daniel, S	2/-	...	...	XXX	XXX								
7D Deablo, D	4/-	XXX	XXX	XXX	XXX								
81 Denmark, S	2/-	...	...	XXX	XXX								
22 Edmunds, Te	4/4	START	START	START	START								
49 Edmunds, Tr	4/4	START	START	START	START								
31 Facyson, B	4/2	XXX	XXX	START	START								
21 Floyd, R	4/4	START	START	START	START								
16 Fox, C	2/-	...	...	XXX	XXX								
47 Fullwood, D	4/-	XXX	XXX	XXX	XXX								
11 Gaines, H	4/-	XXX	XXX	XXX	XXX								
64 Gallo, E	4/4	START	START	START	START								
48 Griffith, D	2/-	...	...	XXX	XXX								
19 Grimsley, H	3/-	...	XXX	XXX	XXX								
55 Hewitt, J	4/-	XXX	XXX	XXX	XXX								
94 Hill, T	4/4	START	START	START	START								
13 Holston, J	3/-	XXX	XXX	XXX	...								
75 Hoyt, Z	2/-	...	...	XXX	XXX								
56 Huelskamp, S	4/-	XXX	XXX	XXX	XXX								
7 Hunter, D	3/-	XXX	XXX	XXX	...								
17 Jackson, J	4/4	START	START	START	START								
71 Jackson, T.J.	1/-	...	...	XXX	...								
93 Johnson, B	1/-	...	...	XXX	...								
29 Keene, D	4/3	XXX	START	START	START								
83 Kumah, E	4/-	XXX	XXX	XXX	XXX								
9D Ladler, K	4/-	XXX	XXX	XXX	XXX								
33 McCleese, D	4/-	XXX	XXX	XXX	XXX								
34 McMillian, T	4/4	START	START	START	START								
99 Mihota, V	4/4	START	START	START	START								
18 Minor, R	3/-	...	XXX	XXX	XXX								
77 Moore, D	2/-	...	...	XXX	XXX								
54 Motuapuaka, A	4/4	START	START	START	START								
12 Murphy, H	2/1	...	...	XXX	START								
20 Newsome, D	4/-	XXX	XXX	XXX	XXX								
69 Nijman, Y	4/4	START	START	START	START								
27 Payne, S	1/-	...	...	XXX	...								
32 Peoples, S	4/-	XXX	XXX	XXX	XXX								
80 Pettit, C	3/-	XXX	XXX	...	XXX								
74 Pfaff, B	4/4	START	START	START	START								
5 Phillips, C	4/4	START	START	START	START								
88 Pimpleton, K	3/-	...	XXX	XXX	XXX								
62 Plantin, D	4/-	XXX	XXX	XXX	XXX								
26 Quillen, J	2/-	...	...	XXX	XXX								
6 Reynolds, M	4/4	START	START	START	START								
4R Rivers, D	1/-	...	...	XXX	...								
2 Rodgers, T	2/-	...	...	XXX	XXX								
15 Savoy, S	4/4	START	START	START	START								
2D Seisay, I	1/-	...	...	...	XXX								
4S Settle, T	4/4	START	START	START	START								
25 Shegog, A	4/-	XXX	XXX	XXX	XXX								
40 Skeens, T	2/-	XXX	XXX	...	...								
46 Slye, Joey	4/-	XXX	XXX	XXX	XXX								
79 Smith, T	4/-	XXX	XXX	XXX	XXX								
3 Stroman, G	4/4	START	START	START	START								
87 Taylor, C	4/-	XXX	XXX	XXX	XXX								
96 Taylor, J	4/-	XXX	XXX	XXX	XXX								
57 Teller, W	4/4	START	START	START	START								
8 Walker, R	4/4	START	START	START	START								
28 Watts, B	4/-	XXX	XXX	XXX	XXX								

Starts indicated by START; XXX - Played; ... - Did Not Play

# 17 FOOTBALL GAME NOTES

## 2017 STATISTICS

### VIRGINIA TECH TEAM STATISTICS

DATE	OPPONENT	RUSHING				REVEIVING				PASSING				KICK RETURN				PUNT RETURN				TOT OFF
		NO.	YDS	TD	LG	NO.	YDS	TD	LG	CMP-ATT-INT	YDS	TD	LG	NO	YDS	TD	LG	NO	YDS	TD	LG	
Sept. 3	vs West Virginia	45	234	3	46	15	235	1	39	15-27-0	235	1	39	3	93	0	44	1	5	0	5	469
Sept. 9	Delaware	28	81	0	8	16	222	2	38	16-29-0	222	2	38	0	0	0	0	3	59	1	61	303
Sept. 16	at East Carolina	62	287	3	34	25	388	5	70	25-33-0	388	5	70	2	37	0	21	3	10	0	5	675
Sept. 23	Old Dominion	57	271	2	21	21	311	3	43	21-32-1	311	3	43	1	30	0	30	4	34	0	16	582
Sept. 30	Clemson																					
Oct. 7	at Boston College																					
Oct. 21	North Carolina																					
Oct. 28	Duke																					
Nov. 4	at Miami																					
Nov. 11	at Georgia Tech																					
Nov. 18	Pitt																					
Nov. 24	at Virginia																					
<b>Totals</b>		<b>192</b>	<b>873</b>	<b>8</b>	<b>46</b>	<b>77</b>	<b>1156</b>	<b>11</b>	<b>70</b>	<b>77-121-1</b>	<b>1156</b>	<b>11</b>	<b>70</b>	<b>6</b>	<b>160</b>	<b>0</b>	<b>44</b>	<b>11</b>	<b>108</b>	<b>1</b>	<b>61</b>	<b>2029</b>
<b>Opponent</b>		<b>136</b>	<b>432</b>	<b>0</b>	<b>42</b>	<b>58</b>	<b>813</b>	<b>5</b>	<b>76</b>	<b>58-127-4</b>	<b>813</b>	<b>5</b>	<b>76</b>	<b>2</b>	<b>40</b>	<b>0</b>	<b>21</b>	<b>3</b>	<b>1</b>	<b>0</b>	<b>5</b>	<b>1245</b>

Games: 4

Avg/rush: 4.5

Avg/catch: 15.0

Pass effic: 172.23

KR avg: 26.7

PR avg: 9.8

All purpose avg/game: 592.5

Total offense avg/gm: 507.2

DATE	OPPONENT	TACKLES				SACKS NO-YDS	FUMBLE		PASS DEFENSE			BLKD KICK	PAT ATTEMPTS			SAF	PTS	
		SOLO	AST	TOTAL	TFL-YDS		FF	FR-YDS	INT-YDS	QBH	BRK		KICK	RUN	RCV			
Sept. 3	vs West Virginia	52	16	68	5.0-12	2.0-6	0	0-0	1-8	7	9	0	4-4	0	0	0	0	31
Sept. 9	Delaware	32	42	74	12.0-58	4.0-37	1	1-0	1-55	5	2	0	3-3	0	0	0	0	27
Sept. 16	at East Carolina	29	24	53	11.0-31	2.0-19	2	2-0	1-10	8	4	1	7-7	0	0	0	0	64
Sept. 23	Old Dominion	18	22	40	4.0-7	1.0-1	1	0-0	1-0	5	6	0	5-5	0	0	0	0	38
Sept. 30	Clemson																	
Oct. 7	at Boston College																	
Oct. 21	North Carolina																	
Oct. 28	Duke																	
Nov. 4	at Miami																	
Nov. 11	at Georgia Tech																	
Nov. 18	Pitt																	
Nov. 24	at Virginia																	
<b>Totals</b>		<b>131</b>	<b>104</b>	<b>235</b>	<b>32.0-108</b>	<b>9.0-63</b>	<b>4</b>	<b>3-0</b>	<b>4-73</b>	<b>25</b>	<b>21</b>	<b>1</b>	<b>19-19</b>	<b>0</b>	<b>0</b>	<b>0</b>	<b>0</b>	<b>160</b>
<b>Opponent</b>		<b>156</b>	<b>196</b>	<b>352</b>	<b>20.0-52</b>	<b>4.0-21</b>	<b>1</b>	<b>1-0</b>	<b>1-0</b>	<b>15</b>	<b>11</b>	<b>1</b>	<b>5-5</b>	<b>0</b>	<b>0</b>	<b>0</b>	<b>0</b>	<b>41</b>

DATE	OPPONENT	PUNTING						FIELD GOALS				KICKOFFS						
		NO	YDS	AVG	LG	BLKD	TB	FC	50+	I20	ATT-MADE	LG	BLKD	NO	YDS	AVG	TB	OB
Sept. 3	vs West Virginia	8	372	46.5	54	0	1	3	2	3	3-1	25	0	6	390	65.0	6	0
Sept. 9	Delaware	5	228	45.6	49	0	0	4	0	2	4-2	50	1	6	390	65.0	6	0
Sept. 16	at East Carolina	2	92	46.0	51	0	1	0	1	0	3-3	37	0	12	767	63.9	10	0
Sept. 23	Old Dominion	4	144	36.0	41	0	0	1	0	1	2-1	31	0	7	455	65.0	7	0
Sept. 30	Clemson																	
Oct. 7	at Boston College																	
Oct. 21	North Carolina																	
Oct. 28	Duke																	
Nov. 4	at Miami																	
Nov. 11	at Georgia Tech																	
Nov. 18	Pitt																	
Nov. 24	at Virginia																	
<b>Totals</b>		<b>19</b>	<b>836</b>	<b>44.0</b>	<b>54</b>	<b>0</b>	<b>2</b>	<b>8</b>	<b>3</b>	<b>6</b>	<b>12-7</b>	<b>50</b>	<b>1</b>	<b>31</b>	<b>2002</b>	<b>64.6</b>	<b>29</b>	<b>0</b>
<b>Opponent</b>		<b>35</b>	<b>1366</b>	<b>39.0</b>	<b>52</b>	<b>0</b>	<b>1</b>	<b>17</b>	<b>4</b>	<b>6</b>	<b>4-2</b>	<b>35</b>	<b>1</b>	<b>11</b>	<b>693</b>	<b>63.0</b>	<b>4</b>	<b>1</b>

2017 STATISTICS

OPPONENT TEAM STATISTICS

DATE	OPPONENT	RUSHING				REVEIVING				PASSING				KICK RETURN				PUNT RETURN				TOT OFF
		NO.	YDS	TD	LG	NO.	YDS	TD	LG	CMP-ATT-INT	YDS	TD	LG	NO	YDS	TD	LG	NO	YDS	TD	LG	
Sept. 3	vs West Virginia	35	221	0	42	31	371	3	60	31-54-1	371	3	60	0	0	0	0	1	-3	0	0	592
Sept. 9	Delaware	46	107	0	17	8	116	0	24	8-17-1	116	0	24	0	0	0	0	1	5	0	0	223
Sept. 16	at East Carolina	31	40	0	9	11	241	2	76	11-30-1	241	2	76	2	40	0	21	1	-1	0	0	281
Sept. 23	Old Dominion	24	64	0	15	8	85	0	17	8-26-1	85	0	17	0	0	0	0	0	0	0	0	149
Sept. 30	Clemson																					
Oct. 7	at Boston College																					
Oct. 21	North Carolina																					
Oct. 28	Duke																					
Nov. 4	at Miami																					
Nov. 11	at Georgia Tech																					
Nov. 18	Pitt																					
Nov. 24	at Virginia																					
<b>Opponent totals</b>		<b>136</b>	<b>432</b>	<b>0</b>	<b>42</b>	<b>58</b>	<b>813</b>	<b>5</b>	<b>76</b>	<b>58-127-4</b>	<b>813</b>	<b>5</b>	<b>76</b>	<b>2</b>	<b>40</b>	<b>0</b>	<b>21</b>	<b>3</b>	<b>1</b>	<b>0</b>	<b>5</b>	<b>1245</b>
<b>Virginia Tech</b>		<b>192</b>	<b>873</b>	<b>8</b>	<b>46</b>	<b>77</b>	<b>1156</b>	<b>11</b>	<b>70</b>	<b>77-121-1</b>	<b>1156</b>	<b>11</b>	<b>70</b>	<b>6</b>	<b>160</b>	<b>0</b>	<b>44</b>	<b>11</b>	<b>108</b>	<b>1</b>	<b>61</b>	<b>2029</b>

Games: 4

Avg/rush: 3.2

Avg/catch: 14.0

Pass effic: 106.14

KR avg: 20.0

PR avg: 0.3

All purpose avg/game: 321.5

Total offense avg/gm: 311.2

DATE	OPPONENT	TACKLES				SACKS NO-YDS	FUMBLE		PASS DEFENSE			BLKD KICK	PAT ATTEMPTS			SAF	PTS	
		SOLO	AST	TOTAL	TFL-YDS		FF	FR-YDS	INT-YDS	QBH	BRK		KICK	RUN	RCV			
Sept. 3	vs West Virginia	41	32	73	8.0-12	1.0-2	0	0-0	0-0	3	4	0	3-3	0	0	0	0	24
Sept. 9	Delaware	27	30	57	2.0-6	1.0-5	1	1-0	0-0	7	1	1	0-0	0	0	0	0	0
Sept. 16	at East Carolina	47	68	115	5.0-24	1.0-11	0	0-0	0-0	3	3	0	2-2	0	0	0	0	17
Sept. 23	Old Dominion	41	66	107	5.0-10	1.0-3	0	0-0	1-0	2	3	0	0-0	0	0	0	0	0
Sept. 30	Clemson																	
Oct. 7	at Boston College																	
Oct. 21	North Carolina																	
Oct. 28	Duke																	
Nov. 4	at Miami																	
Nov. 11	at Georgia Tech																	
Nov. 18	Pitt																	
Nov. 24	at Virginia																	
<b>Opponent totals</b>		<b>156</b>	<b>196</b>	<b>352</b>	<b>20.0-52</b>	<b>4.0-21</b>	<b>1</b>	<b>1-0</b>	<b>1-0</b>	<b>15</b>	<b>11</b>	<b>1</b>	<b>5-5</b>	<b>0</b>	<b>0</b>	<b>0</b>	<b>0</b>	<b>41</b>
<b>Virginia Tech</b>		<b>131</b>	<b>104</b>	<b>235</b>	<b>32.0-108</b>	<b>9.0-63</b>	<b>4</b>	<b>3-0</b>	<b>4-73</b>	<b>25</b>	<b>21</b>	<b>1</b>	<b>19-19</b>	<b>0</b>	<b>0</b>	<b>0</b>	<b>0</b>	<b>160</b>

DATE	OPPONENT	PUNTING						FIELD GOALS					KICKOFFS					
		NO	YDS	AVG	LG	BLKD	TB	FC	50+	I20	ATT-MADE	LG	BLKD	NO	YDS	AVG	TB	OB
Sept. 3	vs West Virginia	8	372	46.5	54	0	1	3	2	3	3-1	25	0	6	390	65.0	6	0
Sept. 9	Delaware	5	228	45.6	49	0	0	4	0	2	4-2	50	1	6	390	65.0	6	0
Sept. 16	at East Carolina	6	228	38.0	51	0	0	2	1	1	2-1	35	1	4	260	65.0	2	0
Sept. 23	Old Dominion	10	415	41.5	52	0	0	4	1	3	0-0	0	0	1	65	65.0	0	0
Sept. 30	Clemson																	
Oct. 7	at Boston College																	
Oct. 21	North Carolina																	
Oct. 28	Duke																	
Nov. 4	at Miami																	
Nov. 11	at Georgia Tech																	
Nov. 18	Pitt																	
Nov. 24	at Virginia																	
<b>Opponent totals</b>		<b>35</b>	<b>1366</b>	<b>39.0</b>	<b>52</b>	<b>0</b>	<b>1</b>	<b>17</b>	<b>4</b>	<b>6</b>	<b>4-2</b>	<b>35</b>	<b>1</b>	<b>11</b>	<b>693</b>	<b>63.0</b>	<b>4</b>	<b>1</b>
<b>Virginia Tech</b>		<b>19</b>	<b>836</b>	<b>44.0</b>	<b>54</b>	<b>0</b>	<b>2</b>	<b>8</b>	<b>3</b>	<b>6</b>	<b>12-7</b>	<b>50</b>	<b>1</b>	<b>31</b>	<b>2002</b>	<b>64.6</b>	<b>29</b>	<b>0</b>

# 17 FOOTBALL GAME NOTES

Statistic	National Rank	Conference Rank	Value	National Leader	Value	Conference Leader	Value
3rd Down Conversion Pct (129 ranked)	38	6	0.441	TCU	0.632	Georgia Tech	0.545
3rd Down Conversion Pct Defense (129 ranked)	6	2	0.242	Duke	0.140	Duke	0.140
4th Down Conversion Pct (120 ranked)	1	1	1.000	9 teams tied	1.000	Virginia Tech	1.000
4th Down Conversion Pct Defense (122 ranked)	82	9	0.600	12 teams tied	0.000	Wake Forest	0.250
Blocked Kicks (18 ranked)	18	4	1	4 teams tied	3	Louisville North Carolina Wake Forest	2 2 2
Blocked Kicks Allowed (129 ranked)	76	6	1	75 teams tied	0	5 teams tied	0
Blocked Punts (2 ranked)				Utah St.	3	Florida St. NC State Pittsburgh	1 1 1
Blocked Punts Allowed (128 ranked)	1	1	0	110 teams tied	0	9 teams tied	0
Completion Percentage (129 ranked)	40	5	0.636	Oklahoma	0.767	NC State	0.742
Defensive TDs (8 ranked)				Texas	4	Duke	3
Fewest Penalties (129 ranked)	13	3	16	Navy	6	Pittsburgh Florida St.	15 15
Fewest Penalties Per Game (129 ranked)	9	2	4.00	Navy	2.00	Pittsburgh	3.75
Fewest Penalty Yards (129 ranked)	17	5	138	Navy	70	Florida St.	123
Fewest Penalty Yards Per Game (129 ranked)	13	3	34.50	Navy	23.33	Pittsburgh	32.75
First Downs Defense (129 ranked)	29	6	60	UCF	31	Florida St.	34
First Downs Offense (129 ranked)	16	4	102	West Virginia	113	Duke	108
Fumbles Lost (129 ranked)	17	4	1	16 teams tied	0	Virginia Wake Forest Miami (FL)	0 0 0
Fumbles Recovered (96 ranked)	35	4	3	Bowling Green	8	Pittsburgh	5
Kickoff Return Defense (129 ranked)	69	5	20.00	Florida	0.00	Florida St.	18.00
Kickoff Returns (129 ranked)	18	2	26.67	Houston	38.60	Syracuse	29.55
Net Punting (129 ranked)	26	3	41.84	Northwestern	46.23	Syracuse	44.10
Passes Had Intercepted (128 ranked)	7	3	1	6 teams tied	0	NC State Georgia Tech	0 0
Passes Intercepted (109 ranked)	35	3	4	South Fla.	12	Duke	7
Passing Offense (129 ranked)	30	5	289.0	UCLA	451.8	Louisville	365.5
Passing Yards Allowed (129 ranked)	47	7	203.3	Buffalo	115.5	Clemson	134.5
Passing Yards per Completion (129 ranked)	13	2	15.01	Navy	32.78	Georgia Tech	20.00
Punt Return Defense (129 ranked)	15	2	0.33	Oklahoma St. Mississippi St.	-3.00 -3.00	Miami (FL)	0.00
Punt Returns (129 ranked)	41	6	9.82	Washington	35.71	Pittsburgh	20.86
Red Zone Defense (121 ranked)	10	2	0.625	Virginia Penn St.	0.500 0.500	Virginia	0.500
Red Zone Offense (128 ranked)	57	8	0.864	17 teams tied	1.000	Wake Forest Boston College	1.000 1.000
Rushing Defense (129 ranked)	27	7	108.0	Minnesota	59.0	Duke	65.3
Rushing Offense (129 ranked)	33	5	218.3	Georgia Tech	393.7	Georgia Tech	393.7
Sacks Allowed (129 ranked)	16	2	1.00	Army West Point UCF	0.00 0.00	Georgia Tech	0.67
Scoring Defense (129 ranked)	6	2	10.3	Minnesota	8.0	Clemson	9.3
Scoring Offense (129 ranked)	27	3	40.0	Oregon	50.8	Miami (FL)	46.5
Tackles for Loss Allowed (129 ranked)	37	4	5.00	Minnesota	2.00	Georgia Tech	3.33
Team Passing Efficiency (129 ranked)	10	2	172.23	Oklahoma	229.85	Georgia Tech	197.58
Team Passing Efficiency Defense (129 ranked)	26	5	106.14	UTSA	73.87	Wake Forest	94.59
Team Sacks (129 ranked)	54	8	2.25	Michigan	4.50	Clemson	4.25
Team Tackles for Loss (128 ranked)	17	3	8.0	Penn St.	10.3	Duke	8.8
Time of Possession (129 ranked)	24	4	32:55	Wisconsin	37:20	Duke	36:10
Total Defense (129 ranked)	28	4	311.3	Michigan	203.3	Clemson	227.0
Total Offense (129 ranked)	14	4	507.3	Oklahoma	605.5	Miami (FL)	568.5
Turnover Margin (128 ranked)	15	1	1.25	South Fla.	2.50	4 teams tied	1.25
Turnovers Gained (123 ranked)	41	4	7	Utah South Fla.	14 14	Duke	9



Statistic	Player	National	Conference	Value	National Leader	Conference	Value	Conference Leader	Value
		Rank	Rank			Rank			
All Purpose (200 ranked)	Cam Phillips	41	6	130.75	Saquon Barkley, Penn St.	253.25	Mark Walton, Miami (FL)	182.00	
Blocked Kicks (1 ranked)					4 players tied	2			
Combined Kick Returns (200 ranked)	James Clark Greg Stroman	95 118	10 12	130 104	Darius Phillips, Western Mich.	452	Michael Walker, Boston College	445	
Completion Percentage (122 ranked)	Josh Jackson	37	6	0.652	Kyle Allen, Houston Luke Falk, Washington St.	0.769 0.769	Ryan Finley, NC State	0.742	
Completions Per Game (100 ranked)	Josh Jackson	47	7	18.75	Tyler Rogers, New Mexico St.	33.00	Ryan Finley, NC State	29.50	
Field Goal Percentage (108 ranked)	Joey Slye	87	10	0.583	16 players tied	1.000	Mike Weaver, Wake Forest Blanton Creque, Louisville Michael Badgley, Miami (FL)	1.000 1.000 1.000	
Field Goals Per Game (120 ranked)	Joey Slye	17	4	1.75	Matt Gay, Utah	3.50	Ricky Aguayo, Florida St. Cole Murphy, Syracuse Mike Weaver, Wake Forest	2.00 2.00 2.00	
Forced Fumbles (49 ranked)	Tremaine Edmunds	11	1	0.50	Anthony Winbush, Ball St.	0.75	4 players tied	0.50	
Fumbles Recovered (14 ranked)	Jarrold Hewitt Trevon Hill Andrew Motuapuaka	14 14 14	1 1 1	1 1 1	Danny Ezechukwu, Purdue	3	30 players tied	1	
Interceptions Per Game (72 ranked)					Demetrius Monday, Kent St.	1.0	Lukas Denis, Boston College	0.8	
Kickoff Return TDs (6 ranked)					5 players tied	2	Anthony Ratliff-Williams, North Carolina	1	
Kickoff Returns (111 ranked)	James Clark	29	3	26.0	Parris Campbell, Ohio St.	45.6	Sean Riley, Syracuse	30.7	
Passes Defended (71 ranked)	Greg Stroman	19	2	1.5	Joshua Jackson, Iowa Isaiah Oliver, Colorado	2.3 2.3	Jeremy McDuffie, Duke	1.8	
Passing Efficiency (122 ranked)	Josh Jackson	8	1	177.4	Baker Mayfield, Oklahoma	228.3	Josh Jackson, Virginia Tech	177.4	
Passing TDs (72 ranked)	Josh Jackson	8	1	11	Josh Rosen, UCLA	16	Josh Jackson, Virginia Tech	11	
Passing Yards (130 ranked)	Josh Jackson	20	4	1,127	Josh Rosen, UCLA	1,763	Lamar Jackson, Louisville	1,387	
Passing Yards Per Game (130 ranked)	Josh Jackson	21	4	281.8	Josh Rosen, UCLA	440.8	Lamar Jackson, Louisville	346.8	
Passing Yards per Completion (122 ranked)	Josh Jackson	14	1	15.03	Gardner Minshew, East Carolina	18.40	Josh Jackson, Virginia Tech	15.03	
Points Responsible For (193 ranked)	Josh Jackson Joey Slye Cam Phillips	9 89 144	2 15 19	72 39 30	Josh Rosen, UCLA	102	Lamar Jackson, Louisville	84	
Points Responsible For Per Game (182 ranked)	Josh Jackson Joey Slye Cam Phillips	15 107 182	4 16 22	18.0 9.8 7.5	Josh Rosen, UCLA	25.5	Taquon Marshall, Georgia Tech	22.0	
Punt Return TDs (4 ranked)	Greg Stroman	4	1	1	Dante Pettis, Washington	3	Quadree Henderson, Pittsburgh Greg Stroman, Virginia Tech	1 1	
Punt Returns (74 ranked)	Greg Stroman	26	3	11.6	Dante Pettis, Washington	38.8	Quadree Henderson, Pittsburgh	13.3	
Punting (99 ranked)	Oscar Bradburn	34	6	44.0	Johnny Townsend, Florida	50.8	Ryan Winslow, Pittsburgh	47.3	
Receiving TDs (72 ranked)	Cam Phillips Travon McMillian Steven Peoples	5 72 72	1 7 7	5 2 2	Darren Andrews, UCLA David Sills, West Virginia	7 7	Greg Dortch, Wake Forest Cam Phillips, Virginia Tech	5 5	
Receiving Yards (199 ranked)	Cam Phillips Sean Savoy	1 199	1 23	523 163	Cam Phillips, Virginia Tech	523	Cam Phillips, Virginia Tech	523	
Receiving Yards Per Game (200 ranked)	Cam Phillips	3	1	130.8	John Ursua, Hawaii	151.0	Cam Phillips, Virginia Tech	130.8	
Receptions Per Game (197 ranked)	Cam Phillips Sean Savoy	7 197	3 23	8.5 3.5	Steve Ishmael, Syracuse	11.3	Steve Ishmael, Syracuse	11.3	
Rush Yards Per Carry (171 ranked)					Mark Walton, Miami (FL)	13.04	Mark Walton, Miami (FL)	13.04	
Rushing TDs (74 ranked)					Royce Freeman, Oregon	10	Taquon Marshall, Georgia Tech	8	
Rushing Yards (197 ranked)	Travon McMillian	187	21	162	Bryce Love, Stanford	787	Taquon Marshall, Georgia Tech	386	
Rushing Yards Per Game (200 ranked)					Bryce Love, Stanford	196.8	Mark Walton, Miami (FL)	176.0	
Sacks (112 ranked)	Andrew Motuapuaka	90	10	0.63	Anthony Winbush, Ball St.	1.88	Jonathan Greenard, Louisville Micah Kiser, Virginia Austin Bryant, Clemson	1.25 1.25 1.25	
Scoring (151 ranked)	Joey Slye Cam Phillips Steven Peoples	29 98 151	7 13 22	9.8 7.5 6.0	Taquon Marshall, Georgia Tech	16.0	Taquon Marshall, Georgia Tech	16.0	
Solo Tackles (67 ranked)	Mook Reynolds	67	4	5.0	Frank Ginda, San Jose St.	8.8	Oluwaseun Idowu, Pittsburgh	6.3	
Tackles For Loss (67 ranked)					Sutton Smith, Northern Ill.	3.2	Jonathan Greenard, Louisville Bradley Chubb, NC State	1.9 1.9	
Total Interceptions (68 ranked)	Divine Deablo Terrell Edmunds Trevon Hill Greg Stroman	68 68 68 68	6 6 6 6	1 1 1 1	Demetrius Monday, Kent St.	4	Lukas Denis, Boston College	3	
Total Offense (200 ranked)	Josh Jackson	19	3	317.8	Josh Rosen, UCLA	444.8	Lamar Jackson, Louisville	431.0	
Total Points Scored (123 ranked)	Joey Slye Cam Phillips Steven Peoples	22 70 123	6 10 17	39 30 24	Royce Freeman, Oregon	60	Taquon Marshall, Georgia Tech	48	

# 17 FOOTBALL GAME NOTES

Total Tackles (138 ranked)	Tremaine Edmunds	78	8	8.3	Frank Ginda, San Jose St.	14.6	Micah Kiser, Virginia	11.3
	Mook Reynolds	86	10	8.0				
	Andrew Motuapuaka	138	15	7.3				
Total Touchdowns (120 ranked)	Cam Phillips	32	5	5	Royce Freeman, Oregon	10	Taquon Marshall, Georgia Tech	8
	Steven Peoples	60	10	4				
	Travon McMillian	120	18	3				
Yards per Pass Attempt (122 ranked)	Josh Jackson	10	1	9.80	Baker Mayfield, Oklahoma	13.16	Josh Jackson, Virginia Tech	9.80
Yards per Reception (200 ranked)	Cam Phillips	118	14	15.38	Devonte Boyd, UNLV	28.44	Andre Levrone, Virginia	26.77