

VIRGINIA TECH

2016 FOOTBALL



AMERICA'S LONGEST ACTIVE BOWL STREAK - 24 STRAIGHT | 11 CONFERENCE TITLES - 4 ACC TITLES | HOME OF THE #LPD - 775.0 SACKS & 358 INTS LEAD FBS SINCE 1996 | 100% GRADUATION RATE OF SENIORS SINCE 2012

(9-4, 6-2 ACC)
VIRGINIA TECH HOKIES



(7-5, 3-5 SEC)
ARKANSAS RAZORBACKS

#24 STRAIGHT IS LONGEST STREAK IN USA

- Virginia Tech (AP No. 18, Coaches No. 19, CFB Playoff No. 22) faces Arkansas for the first time as the Hokies make their debut in the Belk Bowl at Bank of America Stadium in Charlotte (12/29).
- VT is playing in a bowl for 24th consecutive season, the longest active streak recognized by the NCAA.
- The Hokies are no strangers to Charlotte, winning the 2010 ACC Championship Game with a 44-33 win over Florida State at Bank of America Stadium (12/4/10).
- The Hokies have won three of their last four bowl games, including a 55-52 victory in the Independence Bowl over Tulsa that capped the storied career of Frank Beamer, who led the Hokies for 29 seasons.
- Virginia Tech is seeking its first 10-win season since 2011 which would make Justin Fuente the first coach in school history to claim 10 wins in his debut campaign.
- Tech owns a long history of success against SEC teams with its last bowl meeting against an SEC foe resulting in a 37-14 victory vs. Tennessee in the 2009 Chick-fil-A Bowl (12/31/09).
- Winning vs. the SEC is not new to Fuente, who guided Memphis to a 15-game winning streak that included a 37-24 win vs. No. 13 Ole Miss (10/17/15).
- Tech took No. 3 Clemson to the wire, suffering a narrow 42-35 loss in the ACC Championship Game in Orlando (12/3).
- Arkansas has been idle since being handed a 28-24 setback at Missouri (11/25).

KEY STATS ON HOKIES, RAZORBACKS

- The Hokies haven't lost consecutive games under Fuente, registering a win in the contest immediately following their three losses earlier this season.
- VT has outscored its foes by a combined 455-295 margin in 2016, while Arkansas has been outscored 370-369.
- Tech is 3-1 in games decided by seven points or fewer while Arkansas is 4-1 in such games in 2016.
- Virginia Tech has outscored its foes by a 39.9-16.3 ppg margin in its nine wins in 2016.
- Arkansas has been outscored by an average margin of 43.2-18.2 ppg in its five losses.
- Virginia Tech is +6 (17 takes/11 gives) in its nine wins and -9 (4 takes/13 gives) in its four losses.
- Arkansas is -2 (19 takes/21 gives) on the season, going +5 (11 takes/6 gives) in its seven wins and -7 (8 takes/15 gives) in its five losses.
- Virginia Tech owns a 38-3 record (.927) dating back to 1996 when forcing three or more INTs.
- Arkansas is 1-6 under Bret Beilema when throwing two or more INTs, including a 1-3 mark in 2016.

HOKIES DOMINATE MULTIPLE STATES

- With Army snapping its 14-game losing streak against Navy, the Hokies now own the longest active FBS winning streak against its biggest rival, owning 13 straight wins over Virginia. In fact, VT is 17-1 in its last 18 meetings with UVA.
- Virginia Tech is 2-0 in the state of North Carolina in 2016, registering a 34-3 win at UNC (10/8) and a 24-21 win at Duke (11/5).
- Tech is 20-2 all-time in ACC games in North Carolina.

QB COMPARISON - EVANS VS. ALLEN

| QB | Comp-Att (%) | Yards | TD/INT | Rate | Tot Off. |
|-------|-----------------|-------|--------|-------|-----------|
| Evans | 247-389 (63.5%) | 3,303 | 27/7 | 154.1 | 312.5 ypg |
| Allen | 227-370 (61.4%) | 3,152 | 23/12 | 146.9 | 253.2 ypg |

- Evans has already established VT single-season records for passing yards (3,303), TD passes (27), TDs accounted for (37) and total offense (4,062).
- Evans leads VT and ranks 10th in the ACC in rushing (58.4 ypg). He owns 759 net rushing yards and 10 rushing TDs. The only Hokies' QB with more rushing scores in a season was Logan Thomas with 11 in 2011.
- The last time a QB finished the season as VT's leading rusher was Logan Thomas in 2012 (524 yards).
- Evans needs 81 rushing yards in the Belk Bowl to surpass Bob Schwickert (839 yards in 1963) for the most rushing yards in a season by a Virginia Tech quarterback.
- VT is 7-1 this season when Evans doesn't throw an INT.
- VT single-season marks already broken by Evans are in bold below. Here's a look at how his numbers project to 14 games.

| Stat | 13 Gms | 14 Gms | Record | Entering 2016 |
|-----------|--------------|--------------|--------------|-----------------------------|
| Pass TDs | 27 | 29 | 24 | Tyrod Taylor in 2010 |
| Total TDs | 37 | 40 | 30 | L. Thomas in 2014 |
| Total Off | 4,062 | 4,374 | 3,500 | Logan Thomas in 2012 |
| Pass Yds | 3,303 | 3,557 | 3,243 | Don Strock in 1972 |
| Comp % | 63.5 | 63.5 | 63.7 | Bryan Randall in 2002 |
| YPG Off | 312.5 | 312.5 | 288.2 | Don Strock in 1972 |
| Rating | 154.1 | 154.1 | 154.8 | Tyrod Taylor in 2010 |
| TD/INT | 3.9 | 3.9 | 4.8 | Tyrod Taylor in 2010 |

FORD OWNS VT'S RECEIVING TRIPLE CROWN

- WR Isaiah Ford is the only ACC player to hold sole possession of his school's career records for catches (204), rec. yards (2,911) and TD catches (24).
- VT's Ford, Cam Phillips & Bucky Hodges own 186 catches, 2,546 rec. yards and 19 TDs in 2016, equating to 72.1% of the team's catches, 74.5% of its receiving yards & 65.5% of its TD receptions.
- Ford (73 receptions) and Phillips (70) are the only VT duo to ever register 70 catches in a season.
- Ford is three catches shy of breaking his own VT single-season record of 75 he established last year. Phillips' 70 catches are the third-best single-season mark in Hokies' history.
- Ford registered 12 catches for 227 yards with a TD in the Independence Bowl vs. Tulsa (12/16/15), just the third 200-yard receiving game in school history.

FOSTER'S #LPD AMONG BEST IN USA (AGAIN)

- Among P5 defenses, only Michigan (20.9%) & Wisconsin (26.8%) have lower third-down conversion rates than Virginia Tech's Lunch Pail D (28.4%).
- Virginia Tech (103.0) is sixth in the Power Five in TFLs.
- CB Greg Stroman is tied for the ACC lead, averaging 1.3 passes defended per game.
- LB Andrew Motuapuaka leads VT with 102 tackles (47 solo).

ACC DEFENSIVE LEADERS, TFLs 2016

| TFLs | Player | TFLs Per Game |
|-------------|------------------|---------------|
| 21.0 | Price, Pitt | 1.75 |
| 20.5 | Landry, BC | 1.71 |
| 20.0 | Chubb, NCST | 1.71 |
| 19.0 | Lee, WF | 1.58 |
| 17.5 | Baron, VT | 1.35 |

MORE BELK BOWL TIDBITS

- Virginia Tech is 8-1 when scoring 30+ points in 2016.
- Arkansas is 5-16 (.238) under Bielema when allowing 30+ points.
- Arkansas has lost five consecutive games when committing two or more turnovers.
- The Razorbacks are 7-18 (.250) against ranked foes under Bielema and have never faced a ranked non-con foe under his tenure.
- Arkansas ranks 10th in the SEC, allowing 30.8 ppg.
- The Razorbacks defense owns nine INTs. Only Ole Miss (8) and Vanderbilt (5) have registered fewer among SEC teams.
- Only LSU (18.0) produced a lower KO return average in the SEC than Arkansas (18.7) in 2016.

K JOEY SLYE = SCORING THREAT FOR VT

- Named First-Team All-ACC by the conference's coaches, K Joey Slye (63) is six made FGs shy of breaking the VT career record of 68 set by longtime NFL K Shayne Graham. His 20 made FGs on the season are tied for ninth among FBS players.
- Slye is third in VT history with 316 points and needs 21 more to bypass RB Lee Suggs (336) for second.

VT OFFENSIVE TEAM RECORDS IN DANGER

- VT is enjoying the most prolific season in team history. VT's 5,821 yards of total offense, 3,417 passing yards and 29 TD passes are already school records. Here are other marks in danger.
- | Stat | 2016 | Need To Break | Current Record |
|------------|------|---------------|----------------|
| Pass Atts. | 415 | 42 | 456 in 2012 |
| Comp. | 258 | 14 | 271 in 2014 |
| Points | 455 | 20 | 474 in 2010 |

HOKIES SEEK ANOTHER FAST START

- VT has led at halftime in eight of its nine wins. The Hokies rebounded from a 24-14 halftime deficit to register a 34-31 win at Notre Dame (11/19). VT has trailed at halftime in its four losses.
- VT owns a 222-152 first-half scoring edge in 2016 and has a 134-66 advantage in the third quarter.
- Arkansas is outscoring its opponents 233-170 in the first half, but has been outscored 137-199 in the second half in 2016.

MOST ACC CHAMPIONSHIPS SINCE 2004

| | | |
|---------------|---|--|
| VIRGINIA TECH | 4 | |
| FLORIDA STATE | 4 | |
| CLEMSON | 3 | |
| WAKE | 1 | |

MOST ACC CHAMPIONSHIP GAME APPEARANCES SINCE 2005

| | | |
|---------------|----|--|
| VIRGINIA TECH | 6 | |
| FLORIDA STATE | 5 | |
| CLEMSON | 4 | |
| GEORGIA TECH | 4# | |

= includes 2009 appearance vacated due to NCAA violations

VIRGINIA TECH FOOTBALL CONFERENCE CHAMPIONSHIPS

| Year | Record | Conference | Coach |
|------|--------|----------------|-----------------|
| 1909 | 6-1 | South Atlantic | Branch Bocock |
| 1916 | 7-2 | South Atlantic | Jack Ingersoll |
| 1918 | 7-0 | South Atlantic | Charles Bernier |
| 1963 | 8-2 | Southern | Jerry Claiborne |
| 1995 | 10-2 | Big East | Frank Beamer |
| 1996 | 10-2 | Big East | Frank Beamer |
| 1999 | 11-1 | Big East | Frank Beamer |
| 2004 | 10-3 | ACC | Frank Beamer |
| 2007 | 11-3 | ACC | Frank Beamer |
| 2008 | 10-4 | ACC | Frank Beamer |
| 2010 | 11-3 | ACC | Frank Beamer |



#24 STRAIGHT AMERICA'S LONGEST BOWL STREAK

*Among Power Five teams as recognized by the NCAA



TOP 5 ALL-TIME LONGEST BOWL STREAKS

| School | Seasons | Started | Ended |
|------------------|---------|---------|---------|
| 1. Nebraska | 35 | 1969 | 2003 |
| 2. Michigan | 33 | 1975 | 2007 |
| 3. Alabama | 25 | 1959 | 1983 |
| 4. Virginia Tech | 24 | 1993 | present |
| Florida State | 24* | 1982 | 2005 |

* - Streak snapped due to bowl appearance vacated by NCAA



BROADCAST INFORMATION

Kickoff..... 5:30 p.m.

Television.....ESPN
play-by-play..... Mike Patrick
analyst..... Ed Cunningham
sidelines..... Dr. Jerry Punch

National Radio.....ESPN Deportes
play-by-play..... Jerry Olaya
analyst..... Roberto Abramowitz

National Radio.....ESPN Radio
play-by-play..... Taylor Zazour
analyst..... Charles Arbuckle
sidelines..... Dari Nowkhah

National Radio.....SiriusXM Channels
Sirius..... Channel 80
XM..... Channel 80
App..... Channel 80

Local Radio Virginia Tech IMG Sports
play-by-play..... Jon Laaser
analyst..... Mike Burnop
sideline..... Andrew Allegretta
local station..... 105.3 FM

ACC STANDINGS

FINAL

| COASTAL | Conf. | Overall |
|--------------------------|------------|------------|
| #18 Virginia Tech | 6-2 | 9-4 |
| North Carolina | 5-3 | 8-4 |
| Miami | 5-3 | 8-4 |
| #22 Pittsburgh | 5-3 | 8-4 |
| Georgia Tech | 4-4 | 8-4 |
| Duke | 1-7 | 4-8 |
| Virginia | 1-7 | 2-10 |

| ATLANTIC | Conf. | Overall |
|--------------------------|-------|---------|
| #3 Clemson | 7-1 | 12-1 |
| #15 Louisville | 7-1 | 9-3 |
| #10 Florida State | 5-3 | 9-3 |
| Wake Forest | 3-5 | 6-6 |
| NC State | 3-5 | 6-6 |
| Boston College | 2-6 | 6-6 |
| Syracuse | 2-6 | 4-8 |

ACC CHAMPIONSHIP GAME

Saturday, Dec. 3

#3 Clemson 42, #19 Virginia Tech 35

BELK BOWL COACHING MATCHUP

| | | |
|---------------------------|----------------------------------|-----------------------|
| Virginia Tech..... | School | Arkansas |
| Justin Fuente..... | Coach | Bret Bielema |
| Murray State (1999)..... | Alma Mater | Iowa (1993) |
| 9-4 (First Season)..... | Record at School | 25-25 (Fourth Season) |
| 35-27 (Fifth Season)..... | Overall Record | 93-49 (11th Season) |
| 0-0..... | Record vs. Opponent | 0-0 |
| 0-0..... | Record vs. Coach | 0-0 |

CONFERENCE STATS RANK BREAKDOWN

| Category | Virginia Tech (rank) | Arkansas (rank) |
|------------------|------------------------------|------------------------------------|
| Scoring Offense | 35.0 ppg (5th) | 30.8 ppg (9th) |
| Rushing | 184.9 ypg (5th) | 174.9 ypg (10th) |
| Scoring Defense | 22.7 ppg (4th) | 30.8 ppg (10th) |
| Total Offense | 462.8 ypg (3rd) | 437.9 ypg (7th) |
| Pass Offense | 262.8 ypg (7th) | 263.0 ypg (3rd) |
| Total Defense | 342.8 ypg (4th) | 428.7 ypg (8th) |
| Pass Defense | 194.2 ypg (3rd) | 219.3 ypg (8th) |
| Opp. First Downs | 17.4 pg (4th) | 18.7 pg (6th) |
| 3rd Down Conv. | 42.1% (9th) | 42.0% (5th) |
| Opp. 3rd Down | 28.4% (1st) | 44.7% (13th) |
| First Downs | 23.5 pg (4th) | 22.8 pg (3rd) |
| 4th Down Conv. | 60.0% (5th) | 55.6% (4th) |
| Penalties | 46.5 ypg (4th) | 50.4 ypg (10th) |
| Red Zone Off. | 87.3% (4th) | 78.2% (11th) |
| Time of Poss. | 31:26 (4th) | 35:01 (1st) |
| Interceptions | 13 (4th) | 9 (12th) |
| Category | Player (rank) | Arkansas (rank) |
| Rushing | Jerod Evans, 58.4 ypg (10th) | Rawleigh Williams, 110.5 ypg (3rd) |
| Total Offense | Jerod Evans, 312.5 ypg (4th) | Austin Allen, 253.2 ypg (7th) |
| Passing YPG | Jerod Evans, 254.1 (7th) | Austin Allen, 262.7 (3rd) |
| Pass Efficiency | Jerod Evans, 154.1 (3rd) | Austin Allen, 146.9 (4th) |
| Receiving YPG | Isaiah Ford, 79.8 (4th) | --- |
| Tackles for Loss | Woody Baron, 17.5 (t-5th) | --- |
| Passes Defended | Greg Stroman, 13 (t-2nd) | Ryan Pulley, 12 (t-4th) |

THE PUSH FOR 10

▪ In 123 seasons of Virginia Tech football only two coaches have ever reached the 10-win plateau - and neither in their first season with the program. Bill Dooley hit the mark first in 1986.

▪ Legendary coach Frank Beamer pushed the number to 14 10-win seasons, as he led the Hokies to 10 wins 13 times, which included eight straight years from 2004 to 2011, marking just the fourth program in the history of the Power 5 to accomplish eight-plus seasons of 10-plus wins.

| Year | W | L | T | Coach | Year | W | L | T | Coach |
|------|----|---|---|--------------|------|----|---|---|--------------|
| 1986 | 10 | 1 | 1 | Bill Dooley | 2005 | 11 | 2 | | Frank Beamer |
| 1995 | 10 | 2 | | Frank Beamer | 2006 | 10 | 3 | | Frank Beamer |
| 1996 | 10 | 2 | | Frank Beamer | 2007 | 11 | 3 | | Frank Beamer |
| 1999 | 11 | 1 | | Frank Beamer | 2008 | 10 | 4 | | Frank Beamer |
| 2000 | 11 | 1 | | Frank Beamer | 2009 | 10 | 3 | | Frank Beamer |
| 2002 | 10 | 4 | | Frank Beamer | 2010 | 11 | 3 | | Frank Beamer |
| 2004 | 10 | 3 | | Frank Beamer | 2011 | 11 | 3 | | Frank Beamer |

HOKIES AMONG ACC'S ELITE

▪ Since the Hokies joined the ACC in 2004, no team has claimed more ACC Championships (4) or ACC Coastal Division titles than Virginia Tech (6).

▪ Dating back to 2004, Virginia Tech (4) and Florida State (4) are tied for the most ACC titles, while no team can top Tech's 75 victories in ACC play.

Conference Victories, 2004-PRESENT

| RECORD | PCT. | TEAM | ACC TITLES | DIV TITLES |
|--------------|-------------|----------------------|------------|------------|
| 78-32 | .709 | Virginia Tech | 4 | 6 |
| 76-32 | .704 | Clemson | 3 | 4 |
| 76-33 | .697 | Florida State | 4 | 5 |
| 62-45 | .579 | Georgia Tech | 1 | 4 |
| 56-48 | .538 | Miami | 0 | 0 |

TECH'S LAST FIVE WINS VS. CURRENT SEC TEAMS

| Date | Opponent | Venue | Result |
|----------|--------------|--------------------|----------|
| 12/31/09 | Tennessee | Georgia Dome | W, 37-14 |
| 9/18/03 | Texas A&M | Lane Stadium | W, 35-19 |
| 9/1/02 | LSU | Lane Stadium | W, 26-8 |
| 9/21/02 | at Texas A&M | Kyle Field | W, 13-3 |
| 12/28/98 | Alabama | Vanderbilt Stadium | W, 38-7 |

VIRGINIA TECH BOWL HISTORY

| | |
|--|--|
| 1947 Sun Bowl Cincinnati 18, Virginia Tech 6 | 1966 Liberty Bowl Miami 14, Virginia Tech 7 |
| 1968 Liberty Bowl Mississippi 34, Virginia Tech 17 | 1981 Peach Bowl Miami 20, Virginia Tech 10 |
| 1984 Independence Bowl Air Force 23, Virginia Tech 7 | 1986 Peach Bowl Virginia Tech 25, NC State 24 |
| 1993 Independence Bowl Virginia Tech 45, Indiana 20 | 1994 Gator Bowl Tennessee 45, Virginia Tech 23 |
| 1995 Sugar Bowl Virginia Tech 28, Texas 10 | 1996 Orange Bowl Nebraska 41, Virginia Tech 21 |
| 1998 Gator Bowl North Carolina 42, Virginia Tech 3 | 1998 Music City Bowl Virginia Tech 38, Alabama 7 |
| 2000 Sugar Bowl (National Championship) Florida State 46, Virginia Tech 29 | 2001 Gator Bowl Virginia Tech 41, Clemson 20 |
| 2002 Gator Bowl Florida State 30, Virginia Tech 17 | 2002 San Francisco Bowl Virginia Tech 20, Air Force 13 |
| 2003 Insight Bowl California 52, Virginia Tech 49 | 2005 Sugar Bowl Auburn 16, Virginia Tech 13 |
| 2006 Gator Bowl Virginia Tech 35, Louisville 24 | 2006 Chick-fil-A Bowl Georgia 31, Virginia Tech 24 |
| 2008 Orange Bowl Kansas 24, Virginia Tech 21 | 2009 Orange Bowl Virginia Tech 20, Cincinnati 7 |
| 2009 Chick-fil-A Bowl Virginia Tech 37, Tennessee 14 | 2011 Orange Bowl Stanford 40, Virginia Tech 12 |
| 2012 Sugar Bowl Michigan 23, Virginia Tech 20 (OT) | 2012 Russell Athletic Bowl Virginia Tech 13, Rutgers 10 (OT) |
| 2013 Sun Bowl UCLA 42, Virginia Tech 12 | 2014 Military Bowl Virginia Tech 33, Cincinnati 17 |
| 2015 Independence Bowl Virginia Tech 55, Tulsa 52 | 2016 Belk Bowl Virginia Tech vs. Arkansas |

HOKIES' BELK BOWL CONNECTIONS

- Coach James Shibest was a two-time All-Southwest Conference wide receiver for Arkansas (1984, 86) and set a then-school record of 1,920 career receiving yards on 97 receptions and added 10 touchdowns in his time with the Razorbacks.
- He held the top mark for more than a decade before Anthony Eubanks topped him in 1997. Shibest is still ninth on the school's all-time list.
- Shibest was also a member of the Hogs' coaching staff from 2000-07, and either played or coached in nine bowl games with the program.
- Bobby Allen, the Hogs' director of high school and NFL relations, was a Virginia Tech letterman from 1979-81 and later coached at Arkansas with Shibest. His son, Austin, is the Razorbacks' starting quarterback
- WR Henri Murphy is from Pine Bluff, Arkansas and attended high school at Dollarway, playing alongside Hogs' DB Josh Liddell.
- Tech has seven players from the Tar Heel state, but none closer to the home of the Belk Bowl than Adonis Alexander, who played at Independence High School, about a 12-mile drive from Bank of America Stadium.
- The other six Hokies include Divine Deablo (Winston-Salem), Houshun Gaines (Rocky Mount), Kevin Henry and Mook Reynolds (Greensboro), Chaska Moon (Wake Forest) and Jimmie Taylor (Jacksonville).

WIN-LOSS RECORDS

By Bowl

| | |
|-------------------------|------------|
| Belk | 0-0 |
| Chick-fil-A/Peach | 2-2 |
| Gator | 2-3 |
| Independence..... | 2-1 |
| Insight..... | 0-1 |
| Liberty..... | 0-2 |
| Military..... | 1-0 |
| Music City | 1-0 |
| Orange | 1-3 |
| Russell Athletic..... | 1-0 |
| San Francisco..... | 1-0 |
| Sun..... | 0-2 |
| Sugar..... | 1-3 |

By City

| | |
|------------------------------|------------|
| Charlotte, N.C. | 0-0 |
| Annapolis, Md. | 1-0 |
| Atlanta, Ga..... | 2-2 |
| El Paso, Texas..... | 0-2 |
| Gainesville, Fla..... | 0-1 |
| Jacksonville, Fla. | 2-2 |
| Memphis, Tenn..... | 0-2 |
| Miami Gardens, Fla... | 1-3 |
| Nashville, Tenn..... | 1-0 |
| New Orleans, La..... | 1-3 |
| Orlando, Fla..... | 1-0 |
| Phoenix, Ariz..... | 0-1 |
| San Francisco, Calif. | 1-0 |
| Shreveport, LA..... | 2-1 |

By Current Conference

| | | | |
|------------------------|------------|---------------|-----|
| American Athletic..... | 3-1 | ACC..... | 3-5 |
| Big 12..... | 1-1 | Big Ten | 2-2 |
| Mountain West..... | 1-1 | Pac-12..... | 0-3 |
| SEC | 2-4 | | |

By Stadium

| | |
|--|------------|
| Alltel Stadium [now EverBank Field] (Gator Bowl)..... | 2-2 |
| Atlanta-Fulton County Stadium (Peach Bowl) | 1-1 |
| Bank of American Stadium (Belk Bowl) | 0-0 |
| Bank One Ballpark [now Chase Field] (Insight Bowl) | 0-1 |
| Ben Hill Griffin Stadium (Gator Bowl)..... | 0-1 |
| Florida Citrus Stadium (Russell Athletic Bowl)..... | 1-0 |
| Georgia Dome (Chick-fil-A Bowl) | 1-1 |
| Independence Stadium (Independence Bowl)..... | 2-1 |
| Kidd Field (Sun Bowl) | 0-1 |
| Memphis Memorial Stadium (Liberty Bowl) | 0-2 |
| Navy-Marine Corps Memorial Stadium (Military Bowl)..... | 1-0 |
| Pacific Bell Park [now AT&T Park] (San Francisco Bowl).... | 1-0 |
| Pro Player/Dolphin/Sun Life Stadium (Orange Bowl) | 1-3 |
| Sun Bowl Stadium (Sun Bowl) | 0-1 |
| Superdome (Sugar Bowl) | 1-3 |
| Vanderbilt Stadium (Music City Bowl)..... | 1-0 |

By Opponent

| | | |
|-----------------------|--------------------------------------|------------|
| Alabama | SEC..... | 1-0 |
| Air Force | Mountain West (WAC in 84) | 1-1 |
| Arkansas | SEC..... | 0-0 |
| Auburn | SEC..... | 0-1 |
| Cal | Pac-12..... | 0-1 |
| Cincinnati | AAC (MAAC in 47; Big East in 09)... | 2-1 |
| Clemson | ACC | 1-0 |
| Florida State | ACC..... | 0-2 |
| Georgia | SEC..... | 0-1 |
| Indiana | Big Ten..... | 1-0 |
| Kansas | Big 12..... | 0-1 |
| Louisville | ACC (C-USA when played)..... | 1-0 |
| Miami | ACC (independent when played) | 0-2 |
| Michigan | Big Ten..... | 0-1 |
| Mississippi | SEC..... | 0-1 |
| NC State | ACC | 1-0 |
| Nebraska | Big Ten (Big 12 when played) | 0-1 |
| North Carolina | ACC..... | 0-1 |
| Rutgers | Big Ten (Big East when played) | 1-0 |
| Stanford | Pac 12 | 0-1 |
| Tennessee | SEC..... | 1-1 |
| Texas | Big 12 | 1-0 |
| Tulsa | AAC..... | 0-0 |
| UCLA | Pac 12 | 0-1 |

THE DRIVE FOR 25

On Dec. 12, the Virginia Tech Athletics Department announced the launching of a campaign entitled "Drive for 25," with the department seeking to increase membership in the Virginia Tech Athletic Fund (aka the "Hokie Club") to 25,000 members. That would make the Hokie Club the largest athletics fundraising group in the ACC.

The impetus behind the Drive for 25 is to raise the financial resources needed to provide Virginia Tech student-athletes with the opportunities to continue their success in the classroom, in competition and in the community.

The Hokie Club's primary role in providing opportunities for student-athletes comes through the raising of money for scholarships, but tuition, fees and cost of attendance increases continue to climb. The department projects the scholarship bill for 2016-17 to be around \$14.4 million, and the Hokie Club raised \$11.5 million for scholarships last year.

Legendary head football coach Frank Beamer, who retired at the conclusion of last season, will be the spokesperson for the campaign. Beamer is a longtime member of the Hokie Club and has contributed extensively to both athletics and academics at the university over three decades.

For answers to questions or for more information on the initiative, please check out this special website at <http://www.drivefor25.com/>.



JOHNSON MAKES SUBSTANTIAL GIFT TO PROGRAM

The Virginia Tech Athletics Department announced Wednesday that former football student-athlete Steve Johnson (1983-87) of Bristol, Tennessee, made a gift of \$1,000,025 toward the construction costs of the award-winning Virginia Tech Indoor Practice Facility. Johnson also made a second leadership gift commitment to launch Phase 2 of the Merryman Center renovations, most specifically, the total renovation of McConnell Auditorium and team meeting rooms.

An honorable mention All-American and All-South tight end for the Hokies, Johnson made a \$1 million pledge toward the Virginia Tech Indoor Practice Facility in the spring of 2013 and completed that pledge in full via a \$1,000,025 gift made prior to Virginia Tech's victory over UVA. The final \$25 of the pledge will be used to cover the cost of the football that he tossed into the stands after scoring a go-ahead fourth-quarter touchdown in the Hokies' 25-24 win over NC State in the 1986 Peach Bowl. Tech later won the game on Chris Kinzer's field goal as time expired. The victory marked Tech's first bowl win, and Johnson caught a team-high six passes in the game.

"I wanted to certainly make an impactful gift and to 'pay it forward' to Virginia Tech," Johnson said. "The school and the football program were critical in instilling the values that have served me well personally and in my business career. Team sports promote many positive life skills, including setting goals, persistence, dedication, sacrifice, accountability and work ethic – all of which have helped shape who I am today. I will be forever grateful for my scholarship and the opportunity provided to me. I'm fortunate to be in a position to give back."

"I love the momentum at Tech right now, both academically and athletically," Johnson concluded. "And the extra \$25 in my gift is for Lester Karlin [former long-time VT equipment manager and currently a part-time member of the athletics department] who has hounded me for the cost of that football since I threw into the stands in the 1986 Peach Bowl!"

Johnson is pictured left with former Tech great Bruce Smith.



QUICK GLANCE AT FUTURE TECH SCHEDULES

Below is the Hokies' schedule for the next two seasons, includes opening 2017 vs. West Virginia at FedExField and hosting two-time ACC Champion Clemson.

2017

| | | |
|----------|-------------------|---------------------------|
| Sept. 2 | vs. West Virginia | FedExField, Landover, Md. |
| Sept. 9 | Delaware | Blacksburg, Va. |
| Sept. 16 | at East Carolina | Greenville, N.C. |
| Sept. 23 | Old Dominion | Blacksburg, Va. |
| ACC | Duke | Blacksburg, Va. |
| Home | North Carolina | Blacksburg, Va. |
| | Pittsburgh | Blacksburg, Va. |
| | Clemson | Blacksburg, Va. |
| ACC | at Georgia Tech | Atlanta, Ga. |
| Away | at Miami | Miami Gardens, Fla. |
| | at Virginia | Charlottesville, Va. |
| | at Boston College | Chestnut Hill, Mass. |

2018

| | | |
|----------|-------------------|-------------------|
| Sept. 1 | William & Mary | Blacksburg, Va. |
| Sept. 15 | East Carolina | Blacksburg, Va. |
| Sept. 22 | at Old Dominion | Norfolk, Va. |
| Oct. 13 | Notre Dame | Blacksburg, Va. |
| ACC | Georgia Tech | Blacksburg, Va. |
| Home | Miami | Blacksburg, Va. |
| | Virginia | Blacksburg, Va. |
| | Boston College | Blacksburg, Va. |
| ACC | at Duke | Durham, N.C. |
| Away | at North Carolina | Chapel Hill, N.C. |
| | at Pittsburgh | Pittsburgh, Pa. |
| | at Florida State | Tallahassee, Fla. |

FOOTBALL HISTORY

All-Time Tech Record (1892-present; 123 seasons)

| | |
|-----------------------------------|-------------|
| Overall | 728*-461-46 |
| Conference | 239-167-21 |
| In Blacksburg | 375-112-13 |
| Behind Lane Hall (1892) | 1-0-0 |
| Sheib Field (1894-1901) | 13-1-0 |
| Gibboney Field (1902-08) | 19-2-0 |
| Miles Field (1909-25) | 60-3-3 |
| Miles Stadium (1926-64) | 67-25-4 |
| Lane Stadium (1965-; 52nd season) | 215-81-6 |
| On the road | 201-217-14 |
| Neutral sites | 151-132-19 |
| Televised games | 208-102 |
| Overtime games | 6-6 |
| When ranked | 156-55-1 |
| Opponent ranked | 52-88-1 |
| Both teams ranked | 34-26 |
| VT ranked higher | 22-11 |
| Opponent ranked higher | 12-15 |

* - includes forfeit by Temple during 1986 season

| | Tech | Opponent |
|----------------------------|-------------|-------------|
| Total points scored (Ave.) | 25,396 (21) | 17,720 (14) |
| Most Points Scored | 99 (1919) | 77 (1973) |
| Shutouts By (last) | 247 (2016) | 144 (1995) |
| Largest Margin of Victory | 99 (1919) | 71 (1973) |
| Smallest Margin of Victory | 1 (2014) | 1 (2004) |

TECH IN OVERTIME (6-6)

| Date | Opponent | Tech | Opp | Result | In |
|----------|-------------------|------|-----|--------|-----|
| 9/19/98 | at Miami | 27 | 20 | W | OT |
| 11/9/02 | at Syracuse | 42 | 50 | L | 3OT |
| 11/15/03 | at Temple | 24 | 23 | W | OT |
| 1/3/12 | vs. Michigan | 20 | 23 | L | OT |
| 9/3/12 | Georgia Tech | 20 | 17 | W | OT |
| 11/17/12 | at Boston College | 30 | 23 | W | OT |
| 12/28/12 | vs. Rutgers | 13 | 10 | W | OT |
| 9/21/13 | Marshall | 29 | 21 | W | 3OT |
| 11/16/13 | Maryland | 24 | 27 | L | OT |
| 11/22/14 | at Wake Forest | 3 | 6 | L | 2OT |
| 10/24/15 | Duke | 43 | 45 | L | 4OT |
| 11/21/15 | North Carolina | 27 | 30 | L | OT |

WHAT IS A HOKIE?

That's the most frequently asked question regarding Virginia Tech athletics. The answer leads back to 1896 when Virginia Agricultural and Mechanical College changed its name to Virginia Polytechnic Institute.

With the change came the necessity for writing a new cheer and a contest for such a purpose was held by the student body. Senior O.M. Stull won first prize for his "Old Hokie" yell which still is used today.

Later, when asked if "Hokie" had any special meaning, Stull explained the words he used had no hidden or symbolic meaning, but had been thought up in an effort to get attention.

Hokie soon became a nickname for all Tech teams and for those people loyal to Tech athletics. Following is the "Old Hokie" yell in its original form:

Hoki, Hoki, Hoki Hy!
Tech! Tech! V.P.I.!
Sola-Rex Sola-Rah
Polytech-Vir-gin-i-a-!
Rae, Ri, V.P.I.

VIRGINIA TECH BOWL RECORDS

| | |
|--|--|
| MOST RUSHING CARRIES: | 28, tb Darren Evans vs. Cincinnati, 2009 Orange |
| Opponent:..... | 29, qb Bart Weiss, Air Force, 1984 Independence |
| MOST RUSHING YARDS: | 157, tb J.C. Coleman vs. Cincinnati, 2014 Military |
| Opponent:..... | 161, qb Brett Hundley, UCLA, 2013 Sun |
| MOST RUSHING TOUCHDOWNS: | 3, tb Lee Suggs vs. Clemson, 2001 Gator |
| Opponent:..... | 3, tb James Stewart, Tennessee, 1994 Gator |
| LONGEST RUN FROM SCRIMMAGE: | 77, tb Maurice Williams vs. NC State, 1986 Peach |
| Opponent:..... | 86, qb Brett Hundley, UCLA, 2013 Sun (TD) |
| MOST PASSING ATTEMPTS: | 39, Logan Thomas vs. Rutgers, 2012 Russell Athletic |
| Opponent:..... | 44, Dane Evans, Tulsa, 2015 Independence |
| MOST PASSING COMPLETIONS: | 24, Bryan Randall vs. California, 2003 Insight |
| Opponent:..... | 27, Aaron Rodgers, California, 2003 Insight Dane Evans, Tulsa, 2015 Independence |
| MOST PASSING YARDS: | 398, Bryan Randall vs. California, 2003 Insight |
| Opponent:..... | 394, Aaron Rodgers, California, 2003 Insight |
| MOST TOUCHDOWN PASSES THROWN: | 4, Bryan Randall vs. California, 2003 Insight |
| Opponent:..... | 4, Chris Weinke, Florida State, 2000 Sugar Andrew Luck, Stanford, 2011 Orange |
| LONGEST PASS COMPLETION: | 80, qb Bryan Randall to se Josh Morgan vs. Auburn, 2005 Sugar (TD) |
| Opponent:..... | 77, qb Chris Rix to se Javon Walker, Florida State, 2002 Gator (TD) |
| MOST RECEPTIONS: | 12, wr, Isaiah Ford vs. Tulsa, 2015 Independence |
| Opponent:..... | 11, wr Josh Atkinson, Tulsa, 2015 Independence |
| MOST YARDS ON RECEPTIONS: | 227, wr, Isaiah Ford vs. Tulsa, 2015 Independence |
| Opponent:..... | 195, se Javon Walker, Florida State, 2002 Gator |
| MOST TOUCHDOWNS BY RECEPTIONS: | 2, se Josh Morgan vs. Auburn, 2005 Sugar te Keith Willis vs. California, 2003 Insight |
| Opponent:..... | 3, wr Coby Fleener, Stanford, 2011 Orange |
| MOST YARDS TOTAL OFFENSE: | 390, qb Bryan Randall vs. California, 2003 Insight |
| Opponent:..... | 424, qb Aaron Rodgers, California, 2003 Insight |
| MOST POINTS: | 18, tb Lee Suggs vs. Clemson, 2001 Gator |
| Opponent:..... | 20, wr Peter Warrick, Florida State, 2000 Sugar |
| MOST FIELD GOALS MADE: | 4, Justin Myer vs. Michigan, 2012 Sugar Joey Slye vs. Cincinnati, 2014 Military |
| Opponent:..... | 3 (4x), last Brendan Gibbons, Michigan, 2012 Sugar |
| LONGEST FIELD GOAL: | 49, Joey Slye vs. Cincinnati, 2014 Military |
| Opponent:..... | 52, Phil Dawson, Texas, 1995 Sugar |
| LONGEST PUNT: | 62, Gene Fisher vs. Miami, 1966 Liberty |
| Opponent:..... | 63, Mark Simon, Air Force, 1984 Independence |
| BEST PUNTING AVERAGE: | 50.0, Nic Schmitt vs. Louisville, 2006 Gator |
| Opponent:..... | 50.0, Kyle Tucker, Kansas, 2008 Orange |
| LONGEST PUNT RETURN: | 84, Justin Harper vs. Kansas, 2008 Orange (TD) |
| Opponent:..... | 59, Peter Warrick, Florida State, 2000 Sugar (TD) |
| MOST PUNT RETURN YARDS: | 132, Greg Stroman vs. Tulsa, 2015 Independence |
| Opponent:..... | 89, Shawn Summers, Tennessee, 1994 Gator |
| LONGEST KICKOFF RETURN: | 63, André Kendrick vs. Florida State, 2000 Sugar |
| Opponent:..... | 51, Jermaine Chaney, Indiana, 1993 Independence |
| MOST KICKOFF RETURN YARDS: | 142, Mike Imoh vs. California, 2003 Insight |
| Opponent:..... | 89, Troy Russell, NC State, 1986 Peach |
| MOST TACKLES: | 15, lb Ashley Lee vs. Miami, 1981 Peach lb Vince Daniels vs. Air Force, 1984 Independence |
| Opponent:..... | 17, lb Pat Teague, NC State, 1986 Peach |
| MOST SACKS: | 3.0, de Cornell Brown vs. Texas, 1995 Sugar |
| Opponent:..... | 3.0, lb Shayne Skov, Stanford, 2011 Orange |
| MOST TACKLES FOR LOSS: | 4.0, de Cornell Brown vs. Texas, 1995 Sugar |
| Opponent:..... | 4.0 (3x), last Jake Ryan, Michigan, 2012 Sugar |
| MOST INTERCEPTIONS: | 2, db Floyd Bowles vs. Cincinnati, 1947 Sun rov Torrian Gray vs. Texas, 1995 Sugar |
| Opponent:..... | 2, Tony Taylor, Georgia, 2006 Chick-fil-A Brandon Jones, Rutgers, 2012 Russell Athletic |
| LONGEST INTERCEPTION RETURN: | 39, lb James Anderson vs. Louisville, 2006 Gator |
| Opponent:..... | 70, db Robert Bailey, Mississippi, 1968 Liberty (TD) |
| MOST INTERCEPTION RETURN YARDS: | 39, lb James Anderson vs. Louisville, 2006 Gator |
| Opponent:..... | 70, db Robert Bailey, Mississippi, 1968 Liberty |
| BLOCKED PUNTS: | John Maskas vs. Cincinnati, 1947 Sun Jimmy Richards vs. Miami, 1966 Liberty (set up TD) Keion Carpenter vs. Alabama, 1998 Music City Corey Moore vs. Alabama, 1998 Music City (set up TD) |
| Opponent:..... | Derrick Taylor, NC State, 1986 Peach (resulted in TD) Quinton Savage, North Carolina, 1998 Gator (resulted in TD) Tommy Polley, Florida State, 2000 Sugar (resulted in TD) Marcello Church, Florida State, 2002 Gator (set up TD) |

VIRGINIA TECH BOWL RECORDS

TEAM OFFENSIVE HIGH AND LOW MARKS

| | |
|------------------------------|---|
| FIRST DOWNS | BEST |
| Rushing | 30 vs. Tulsa, 2015 Independence |
| Passing | 15 vs. N.C. State, 1986 Peach |
| RUSHING YARDS | 18 vs. California, 2003 Insight |
| PASSING YARDS | 330 vs. Mississippi, 1968 Liberty |
| TOTAL OFFENSE | 398 vs. California, 2003 Insight |
| OFFENSIVE PLAYS | 598 vs. Tulsa, 2015 Independence |
| RUSHING ATT. | 90 vs. NC State, 1986 Peach |
| PASSING ATT. | 60 twice (1968 Liberty, 1986 Peach) |
| PASSES COMPLETED | 40 vs. Rutgers, 2012 Russell Athletic |
| PASSES INTERCEPTED | 24 vs. California, 2003 Insight |
| FUMBLES LOST | 0 six times (last time 2006 Gator) |
| YARDS PENALIZED | 0 11 times (last time 2014 Military) |
| POINTS SCORED | 17 vs. Cincinnati, 2009 Orange |
| RUSHING TOUCHDOWNS | 55 vs. Tulsa, 2015 Independence |
| | 5 vs. Clemson, 2001 Gator |
| | vs. Tulsa, 2015 Independence |
| PASSING TOUCHDOWNS | 4 vs. California, 2003 Insight |
| POINTS IN A QUARTER | 24 vs. Tulsa, 2015 Independence (1st quarter) |
| POINTS IN FIRST HALF | 45 vs. Tulsa, 2015 Independence |
| POINTS IN SECOND HALF | 28 vs. California, 2003 Insight |
| PUNTS IN A GAME | 1 vs. Michigan, 2012 Sugar |

TEAM DEFENSIVE HIGH AND LOW MARKS

| | |
|---------------------------------|---|
| FIRST DOWNS | BEST |
| Rushing | 9 vs. Georgia, 2006 Chick-fil-A |
| Passing | 2 vs. Georgia, 2006 Chick-fil-A |
| RUSHING YARDS | 2 vs. Air Force, 1984 Independence |
| PASSING YARDS | 5 vs. Tennessee, 2009 Chick-fil-A |
| TOTAL OFFENSE | 49 vs. Air Force, 1984 Independence |
| OFFENSIVE PLAYS | 163 vs. Miami, 1966 Liberty |
| RUSHING ATT. | 52, vs. Michigan, 2012 Sugar |
| PASSING ATT. | 23 vs. Florida State, 2000 Sugar |
| | 7 vs. Air Force, 1984 Independence |
| PASSES COMPLETED | 4 vs. Air Force, 2002 San Francisco |
| PASSES INTERCEPTED | 4 vs. Cincinnati, 2009 Orange |
| FUMBLES RECOVERED | 2 vs. three teams |
| POINTS ALLOWED | 7 twice (1998 Music City, 2009 Orange) |
| POINTS ALLOWED (Quarter) | 28 twice (vs. UCLA, 2013 Sun, 4th) |
| POINTS ALLOWED (Half) | 0 six times (last time 2012 Russell Athletic) |
| RUSHING TDS ALLOWED | 0 12 times (last time 2014 Military) |
| PASSING TDS ALLOWED | 0 vs. four teams |

| |
|--|
| WORST |
| 7 vs. Miami, 1966 Liberty |
| 1 vs. Rutgers, 2012 Russell Athletic |
| 0 vs. Mississippi, 1968 Liberty |
| 3 vs. Rutgers, 2012 Russell Athletic |
| 2 vs. Mississippi, 1968 Liberty |
| 111 vs. Miami, 1966 Liberty |
| 53 vs. Georgia, 2006 Chick-fil-A |
| 22 vs. Auburn, 2005 Sugar |
| 7 vs. Mississippi, 1968 Liberty |
| 1 vs. Mississippi, 1968 Liberty |
| 3 (2006 Chick-fil-A; 2008 Orange) |
| 3 three times (1968 Liberty, 1998 Gator, 2000 Sugar) |
| 120 vs. Mississippi, 1968 Liberty |
| 3 vs. North Carolina, 1998 Gator |
| 0 five times (1996 Orange, 1998 Gator, 2005 Sugar, 2011 Orange, 2012 Russell Athletic) |
| 0 vs. 12 teams |
| 0 four times (1947 Sun, 1988 Gator, 2005 Sugar, 2012 Russell Athletic) |
| 0 three times (1966 Liberty, 1968 Liberty, 1984 Independence) |
| 11, twice (1966 Sun, 2012 Russell Athletic) |

| |
|-------------------------------------|
| WORST |
| 27 vs. California, 2003 Insight |
| vs. Tulsa, 2015 Independence |
| 15 vs. Nebraska, 1996 Orange |
| 17 vs. California, 2003 Insight |
| 369 vs. Cincinnati, 1947 Sun |
| 394 vs. California, 2003 Insight |
| 563 vs. Tulsa, 2015 Independence |
| 83, vs. Tulsa, 2015 Independence |
| 55 vs. Air Force, 1984 Independence |
| 44 vs. Clemson, 2001 Gator |
| vs. Tulsa, 2015 Independence |
| 27 vs. California, 2003 Insight |
| vs. Tulsa, 2015 Independence |
| 0 vs. 10 teams |
| 0 vs. 12 teams |
| 52 vs. California, 2003 Insight |
| vs. Tulsa, 2015 Independence |
| 35 vs. Tennessee, 1994 Gator, 1st |
| 5 vs. California, 2003 Insight |
| 4 twice (2000 Sugar, 2011 Orange) |

TOP OFFENSIVE PERFORMANCES

| 100-yard rushers | | 100-yard receivers | | 300-yard passers | |
|--|--------|---|---------|--|--------|
| Tech: 12 | Opp: 6 | Tech: 7 | Opp: 11 | Tech: 2 | Opp: 4 |
| 1. 157, J.C. Coleman vs. Cincinnati..... 2015 Military | | 1. 227, Isaiah Ford, vs. Tulsa2015 Independence | | 1. 398, Bryan Randall, vs. California 2003 Insight | |
| 2. 153, Kevin Jones vs. California.....2003 Insight | | 2. 158, Andre Davis, vs. Florida State.....2002 Gator | | 2. 344, Michael Brewer, vs. Tulsa..... 2015 Independence | |
| 153, Darren Evans vs. Cincinnati..... 2009 Orange | | 3. 120, Jarrett Boykin, vs. Tennessee2009 Chick-fil-A | | 3. 299, Bryan Randall, vs. Auburn2005 Sugar | |
| 4. 150, Ken Oxendine vs. Nebraska 1996 Orange | | 4. 119, Bryan Still, vs. Texas 1995 Sugar | | 4. 269, Grant Noel, vs. Florida State.....2002 Gator | |
| 5. 134, Cyrus Lawrence vs. Miami..... 1981 Peach | | 5. 117, Danny Coale, vs. Michigan.....2012 Sugar | | 5. 266, Jim Druckenmiller, vs. Texas.....1995 Sugar | |

MISCELLANEOUS BOWL TOUCHDOWN/SCORING INFORMATION

Non-offensive scores
Tech (10 - 4 punt returns, 3 fumble returns, 2 INT returns, 2 safeties, 1 blocked FG return): Lawrence Lewis vs. Indiana, 1993 Independence, 20 fumble return; Antonio Banks vs. Indiana, 1993 Independence, 80 blocked FG return; Bryan Still vs. Texas, 1995 Sugar, 60 punt return; Jim Baron vs. Texas, 1995 Sugar, 20 fumble return; Anthony Midget, vs. Alabama, 1998 Music City, 27 INT return; DeAngelo Hall, vs. California, 2003 Insight, 52 punt return; James Anderson, vs. Louisville, 2006 Gator, 39 INT return, Justin Harper, vs. Kansas, 2008 Orange, 84 punt return; Team Safety, vs. Stanford, 2011 Orange; Team Safety, vs. UCLA, 2013 Sun; Greg Stroman vs. Cincinnati, 2014 Military, 12 fumble return; Greg Stroman, vs. Tulsa, 2015 Independence, 67 punt return.

Opponent (10 - 3 fumble returns, 3 blocked punt returns, 3 INT returns, 1 punt return): Robert Bailey, Mississippi, 1968 Liberty, 70 INT return; Brian Bulluck, NC State, 1986 Peach, recovered blocked punt in EZ; Jason Peter, Nebraska, 1996 Orange, 31 fumble return; Dré Bly, North Carolina, 1998 Gator, 6 blocked punt return; Greg Ellis, North Carolina, 1998 Gator, recovered fumble in EZ; James Chaney, Florida State, 2000 Sugar, 6 blocked punt return; Peter Warrick, Florida State, 2000 Sugar, 59 punt return; Aqib Talib, Kansas, 60 INT return; Khaseem Greene, Rutgers, 2012 Russell Athletic, recovered fumble in EZ; Myles Jack, UCLA, 2014 Sun Bowl, 24 INT return.

Longest Touchdown Drive:
Tech: 81 yards vs. Tulsa, 2015 Independence

Opponent: 99 yards by Miami, 1981 Peach

YOUNGEST POWER FIVE COACHES

- Tech head coach Justin Fuente is currently the youngest coach in the ACC by four years over NC State's Dave Doeren and the youngest by 10 years in the Coastal (UVa's Bronco Mendenhall).
- Below is where he stacks up among Power 5 coaches.

| Coach | School | Age |
|-------------------------|----------------------|-----------|
| 1. Matt Campbell | Iowa State | 36 |
| 2. Kliff Kingsbury | Texas Tech | 37 |
| 3. D.J. Durkin | Maryland | 38 |
| 4. Barry Odom | Missouri | 39 |
| 5. Justin Fuente | Virginia Tech | 40 |

IN A VERY RARE CLASS

- Coach Fuente is now currently tied for the most wins as a first-year head coach at Virginia Tech with C.P. Miles, who went 9-1 in 1905, his first of two seasons at Tech.
- Fuente's nine victories this year are better than the previous eight coaches at the school, whose highest win total in each of their first year at the school was four.

| Head Coach | Season | Wins | Overall |
|-------------------------|-------------|----------|------------|
| 1. Justin Fuente | 2016 | 9 | 9-4 |
| C.P. Miles | 1905 | 9 | 9-1 |
| 3. Henry B. Redd | 1932 | 8 | 8-1 |
| 4. H.M. McEver | 1942 | 7 | 7-2-1 |
| B.C. Cabbage | 1921 | 7 | 7-3 |
| Jack Ingersoll | 1916 | 7 | 7-2 |
| C.R. Williams | 1907 | 7 | 7-2 |

FUENTE VS. SCHOOLS

| Opponent | Virginia Tech | | Memphis | | Overall | |
|-----------------------|---------------|--------------|--------------|-------------|--------------|--------------|
| | W-L | PCT | W-L | PCT | W-L | PCT |
| Arkansas | 0-0 | .000 | --- | --- | 0-0 | .000 |
| Arkansas State | --- | --- | 1-1 | .500 | 1-1 | .500 |
| Austin Peay | --- | --- | 1-0 | 1.000 | 1-0 | 1.000 |
| Boston College | 1-0 | 1.000 | --- | --- | 1-0 | 1.000 |
| Bowling Green | --- | --- | 1-0 | 1.000 | 1-0 | 1.000 |
| BYU | --- | --- | 1-0 | 1.000 | 1-0 | 1.000 |
| Cincinnati | --- | --- | 2-1 | .667 | 2-1 | .667 |
| Clemson | 0-1 | .000 | --- | --- | 0-1 | .000 |
| Connecticut | --- | --- | 1-1 | .500 | 1-1 | .500 |
| Duke | 1-0 | 1.000 | 0-2 | .000 | 1-2 | .333 |
| East Carolina | 1-0 | 1.000 | 0-1 | .000 | 1-1 | .500 |
| Georgia Tech | 0-1 | .000 | --- | --- | 0-1 | .000 |
| Houston | --- | --- | 0-3 | .000 | 0-3 | .000 |
| Kansas | --- | --- | 1-0 | 1.000 | 1-0 | 1.000 |
| Liberty | 1-0 | 1.000 | --- | --- | 1-0 | 1.000 |
| Louisville | --- | --- | 0-1 | .000 | 0-1 | .000 |
| Marshall | --- | --- | 0-1 | .000 | 0-1 | .000 |
| Miami (Fla.) | 1-0 | 1.000 | --- | --- | 1-0 | 1.000 |
| Middle Tennessee | --- | --- | 1-2 | .333 | 1-2 | .333 |
| Missouri State | --- | --- | 1-0 | 1.000 | 1-0 | 1.000 |
| Navy | --- | --- | 0-1 | .000 | 0-1 | .000 |
| North Carolina | 1-0 | 1.000 | --- | --- | 1-0 | 1.000 |
| Notre Dame | 1-0 | 1.000 | --- | --- | 1-0 | 1.000 |
| Ole Miss | --- | --- | 1-1 | .500 | 1-1 | .500 |
| Pitt | 1-0 | 1.000 | --- | --- | 1-0 | 1.000 |
| Rice | --- | --- | 1-0 | 1.000 | 1-0 | 1.000 |
| SMU | --- | --- | 2-2 | .500 | 2-2 | .500 |
| Southern Miss | --- | --- | 1-0 | 1.000 | 1-0 | 1.000 |
| Syracuse | 0-1 | .000 | --- | --- | 0-1 | .000 |
| Temple | --- | --- | 1-2 | .333 | 1-2 | .333 |
| Tennessee | 0-1 | .000 | --- | --- | 0-1 | .000 |
| Tennessee Martin | --- | --- | 1-1 | .500 | 1-1 | .500 |
| Tulane | --- | --- | 3-0 | 1.000 | 3-0 | 1.000 |
| Tulsa | --- | --- | 2-0 | 1.000 | 2-0 | 1.000 |
| UAB | --- | --- | 1-0 | 1.000 | 1-0 | 1.000 |
| UCF | --- | --- | 0-2 | .000 | 0-2 | .000 |
| USF | --- | --- | 3-0 | 1.000 | 3-0 | 1.000 |
| UCLA | --- | --- | 0-1 | .000 | 0-1 | .000 |
| Virginia | 1-0 | 1.000 | --- | --- | 1-0 | 1.000 |
| Totals | 9-4 | .692 | 26-23 | .531 | 35-27 | .565 |

FUENTE VS. HEAD COACHES

| Head Coach | School (s) | W | L | Pct. |
|---|--------------------------------|-----------|-----------|--------------|
| Addazio, Steve | Boston College | 1 | 0 | 1.000 |
| Babers, Dino | Syracuse/Bowling Green* | 1 | 0 | .500 |
| Bailiff, David | Rice* | 1 | 0 | 1.000 |
| Bielema, Bret | Arkansas | 0 | 0 | 1.000 |
| Blankenship, Bill | Tulsa* | 1 | 0 | 1.000 |
| Beaty, Dave | Kansas* | 1 | 0 | 1.000 |
| Cannon, Kirby | Austin Peay* | 1 | 0 | 1.000 |
| Cutcliffe, David | Duke* | 1 | 2 | .333 |
| Diacio, Bob | Connecticut* | 1 | 0 | 1.000 |
| Fedora, Larry | North Carolina | 1 | 0 | 1.000 |
| Freeze, Hugh | Ole Miss* | 1 | 1 | .500 |
| Gil, Turner | Liberty | 1 | 0 | 1.000 |
| Harsin, Bryan | Arkansas State* | 1 | 0 | 1.000 |
| Herman, Tom | Houston* | 0 | 1 | .000 |
| Holliday, John | Marshall* | 0 | 1 | .000 |
| Johnson, Curtis | Tulane* | 3 | 0 | 1.000 |
| Johnson, Ellis | Southern Miss* | 1 | 0 | 1.000 |
| Johnson, Paul | Georgia Tech | 0 | 1 | .000 |
| Jones, Butch | Tennessee | 0 | 1 | .000 |
| Jones, June | SMU* | 1 | 2 | .333 |
| Kelly, Brian | Notre Dame | 1 | 0 | 1.000 |
| Levine, Tony | Houston* | 0 | 2 | .000 |
| Malzahn, Gus | Arkansas State* | 0 | 1 | .000 |
| McGee, Garrick | UAB* | 1 | 0 | 1.000 |
| McNeill, Ruffin | East Carolina* | 0 | 1 | .000 |
| Mendenhall, Bronco | Virginia/BYU* | 2 | 0 | 1.000 |
| Montgomery, Philip | Tulsa* | 1 | 0 | 1.000 |
| Montgomery, Scottie | East Carolina | 1 | 0 | 1.000 |
| Mora, Him | UCLA* | 0 | 1 | .000 |
| Morris, Chad | SMU* | 1 | 0 | 1.000 |
| Narduzzi, Pat | Pitt | 1 | 0 | 1.000 |
| Niumatalolo, Ken | Navy* | 0 | 1 | .000 |
| O'Leary, George | UCF* | 0 | 2 | .000 |
| Petrino, Bobby | Louisville* | 0 | 1 | .000 |
| Richt, Mark | Miami | 1 | 0 | 1.000 |
| Rhule, Matt | Temple* | 1 | 2 | .333 |
| Simpson, Jason | Tenn. Martin* | 1 | 1 | .500 |
| Steckel, Dave | Missouri State* | 1 | 0 | 1.000 |
| Stockstill, Rick | Middle Tenn.* | 1 | 2 | .333 |
| Swinney, Dabo | Clemson | 0 | 1 | .000 |
| Taggart, Willie | USF* | 3 | 0 | 1.000 |
| Tuberville, Tommy | Cincinnati* | 2 | 1 | .667 |
| Weist, T.J. | Connecticut* | 0 | 1 | .000 |
| At Memphis* - Four seasons (2012-15) | | 26 | 23 | .531 |
| At Tech - First season (2016-pres.) | | 9 | 4 | .692 |
| Overall - Five seasons (2012-pres.) | | 35 | 27 | .565 |

FUENTE IN THE STATE OF

| Opponent | Virginia Tech | | Memphis | | Overall | |
|-----------------------|---------------|--------------|--------------|--------------|--------------|--------------|
| | W-L | PCT | W-L | PCT | W-L | PCT |
| Alabama | --- | --- | 1-0 | 1.000 | 1-0 | 1.000 |
| Arkansas | --- | --- | 0-1 | .000 | 0-1 | .000 |
| California | --- | --- | 0-1 | .000 | 0-1 | .000 |
| Connecticut | --- | --- | 0-1 | .000 | 0-1 | .000 |
| Florida | 0-1 | .000 | 3-0 | 1.000 | 3-1 | .750 |
| Indiana | 1-0 | 1.000 | --- | --- | 1-0 | 1.000 |
| Kansas | --- | --- | 1-0 | 1.000 | 1-0 | 1.000 |
| Kentucky | --- | --- | 0-1 | .000 | 0-1 | .000 |
| Louisiana | --- | --- | 1-0 | 1.000 | 1-0 | 1.000 |
| Mississippi | --- | --- | 0-1 | .000 | 0-1 | .000 |
| New York | 0-1 | .000 | --- | --- | 0-1 | .000 |
| North Carolina | 2-0 | 1.000 | 0-2 | .000 | 2-2 | .500 |
| Ohio | --- | --- | 2-0 | 1.000 | 2-0 | 1.000 |
| Oklahoma | --- | --- | 1-0 | 1.000 | 1-0 | 1.000 |
| Pennsylvania | 1-0 | 1.000 | 1-1 | .500 | 2-1 | .667 |
| Tennessee | 0-1 | .500 | 15-11 | .577 | 15-12 | .556 |
| Texas | --- | --- | 1-3 | .250 | 1-3 | .250 |
| Virginia | 5-1 | .833 | --- | --- | 5-1 | .833 |
| West Virginia | --- | --- | 0-1 | .000 | 0-1 | .000 |
| Totals | 9-4 | .692 | 26-23 | .531 | 35-27 | .565 |

CAREER/ACTIVE STARTS CHART

| | 2016 | Streak | Career |
|----------------|------|--------|--------|
| Carroll, C. | 1 | - | 1 |
| Chung, K. | 2 | - | 3 |
| Conte, A. | 13 | 26 | 36 |
| Evans, J. | 13 | 13 | 13 |
| Ford, I. | 13 | 17 | 36 |
| Gallo, E. | 11 | 10 | 24 |
| Hodges, B. | 13 | 28 | 36 |
| McLaughlin, J. | 13 | 26 | 48 |
| McMillian, T. | 8 | 1 | 15 |
| Motley, B. | - | - | 6 |
| Nijman, Y. | 13 | 13 | 13 |
| Peoples, S. | 7 | - | 6 |
| Pettit, C. | 4 | - | 3 |
| Phillips, C. | 12 | 1 | 31 |
| Rogers, S. | 11 | 6 | 24 |
| Teller, W. | 11 | 11 | 29 |
| Williams, M. | - | - | 8 |

STARTED EVERY GAME IN 2016

Six Hokies: Conte, Evans, Ford, Hodges, McLaughlin and Nijman.

LONGEST ACTIVE STREAKS

| | |
|------------|----|
| Hodges | 28 |
| Conte | 26 |
| McLaughlin | 26 |

TIGHT END CHARTS

Top four tight ends in school history

| | Rec. | TDs | Yards |
|-----------------------------|------------|-----------|--------------|
| Bucky Hodges (2013-) | 128 | 20 | 1,696 |
| Mike Burnop (1970-72) | 90 | 5 | 1,141 |
| Steve Johnson (1984-87) | 84 | 8 | 1,058 |
| Ken Barefoot (1965-67) | 68 | 8 | 752 |

ACC Career TD Receptions list

| Name, School | Years | TDs |
|------------------------------|--------------|-----------|
| 1. Bucky Hodges, VT | 2013- | 20 |
| Heath Miller, UVA | 2002-04 | 20 |
| 3. Jordan Leggett, CU | 2013- | 18 |
| 4. Nick O'Leary, FSU | 2011-14 | 17 |
| 5. Three tied at | | 12 |

THE OFFENSE

Hokies' offensive production: 450+ yards seven times including 500+ three times

▪ In 13 games this season, Tech has turned in at least 450 yards of total offense in seven including back-to-back games with at least 500 - 523 vs. Miami (10/20/16) and 556 at Pittsburgh (10/27). They had a season high 579 vs. Virginia (11/26) and have accumulated 5,821 total yards of offense overall.

▪ This year marks just the fourth time in the last 30 years that a Tech offense produced six or more games with at least 450 total yards in a game - 1993, 1999 and 2000. However, each of those teams finished the regular season with just six games with at least 450 total yards.

▪ That 1993 squad had the most 500+ total yard games with five, while in 1992, 1999 and 2000, those teams all ended the season with three games with at least 500.

▪ Tech is averaging 447.8 yards per game, just shy of the most ever for a single season at the school. The top three marks - 1999 (451.8), 1993 (444.1) and 2000 (426.4).

▪ With 14 games projected for the season, the chart right shows where Tech could finish if it keeps pace with its current averages, breaking six single-season school records.

Single-Season Team Records

| Category | Current | Projection | Top Mark | Season |
|----------------------|--------------|------------------|----------|----------|
| Passing Att. | 415 | 447 (2) | 456 | 2014 |
| Passing Comp. | 258 | 278 (1) | 271 | 2014 |
| Passing Yards | 3,417 | 3,680 (1) | 3,348 | 1972 |
| Total Offense | 5,821 | 6,269 (1) | 5,782 | 2011 |
| Total Plays | 1,009 | 1,087 (1) | 995 | 2011 |
| Passing TDs | 29 | 31 (1) | 24 | 4x, 2015 |
| Total TDs | 56 | 60 (3) | 61 | 2x, 2003 |
| Total Points | 455 | 490 (1) | 474 | 2010 |

Tech rushes and passes its way to win vs. Virginia

▪ The 579 total yards of offense vs. Virginia (11/26) included 289 yards on the ground - the fifth-best rushing attack for the Hokies in an ACC game. The last time they had more than 275 on the ground vs. an ACC team was 291 vs. Wake Forest (10/16/10), a 52-21 victory.

▪ The offense also had 290 passing yards, marking the 50th time in the last 30 years, and the fourth time this season, the team has had at least 200 yards of both rushing and passing. The Hokies are 45-5 in such games and have won 27 straight.

Evans turns in one of top Tech QB performances at Pittsburgh

▪ QB Jerod Evans finished the game at Pittsburgh (10/27) with 406 passing yards and 33 net rushing yards for 439 total yards of offense, the most ever for a Tech QB (passing and total yards) in an ACC game and the third best mark ever. The top ACC game prior to Evans' effort was Logan Thomas at Boston College (11/2/13), a 30-23 OT win, when he had 391 passing yards and 429 total yards.

▪ The 406 passing yards for the team also marked only the second time in the last 30 seasons that Tech passed for 400 or more yards in a game and it was the first time against an ACC opponent.

▪ The top two individual passing and total yard marks ever for a Hokies' QB were Don Strock vs. Houston (10/7/72), as he passed for 527 yards and had 516 total yards, and Bryan Randall at Syracuse (11/9/02) in a three-OT contest. Randall had 504 passing yards and 495 total yards.

Tech used its running game, control of clock in rain for victory at UNC

▪ The Hokies rushed for 189 yards in the 34-3 win at UNC (10/8) on 66 rushing attempts. That was the third-most rushing attempts by the team in the past 30 years. The most was 72 at Pittsburgh (9/11/93) followed by 71 at Cincinnati (10/15/88) - which were both victories.

▪ Over the past 10 seasons, in ACC play, the most rushing attempts prior to their 2016 output was 57, done twice, in wins at North Carolina (10/4/14) and vs. Virginia (11/24/12).

▪ Since 1987, the Hokies have had more than 60 rushing attempts just 15 times and are 14-1 in those games, while those 66 rushes helped Tech control the clock. They held the ball for 39:59 in the game, the third best mark over the past 30 seasons - 41:26 vs. Wake Forest (10/16/10) and 41:03 at North Carolina (10/4/14).

Tech top tight end at Tech, moving up the charts for tight ends in ACC

▪ TE Bucky Hodges holds school records for TEs (chart on left) and is moving up the ACC charts. He is currently tied for the most for TDs and is fourth in both receptions and yards.

ACC Tight End Career Receptions

| Name | School | Years | Recs |
|------------------------|-----------|--------------|------------|
| 1. Heath Miller | Virginia | 2002-04 | 144 |
| 2. John Henry Mills | WF | 1989-92 | 142 |
| 3. Frank Wycheck | Maryland | 1990-92 | 134 |
| 4. Bucky Hodges | VT | 2014- | 128 |
| 5. George Bryan | NC State | 2008-11 | 126 |

ACC Tight End Career Receiving Yards

| Name | School | Years | Yards |
|------------------------|-----------|--------------|--------------|
| 1. Eric Ebron | UNC | 2011-13 | 1,805 |
| 2. John Henry Mills | WF | 1989-92 | 1,735 |
| 3. Heath Miller | Virginia | 2002-04 | 1,703 |
| 4. Bucky Hodges | VT | 2014- | 1,696 |
| 5. Ferrell Edmunds | Maryland | 1984-87 | 1,641 |

2016 Starters Game By Game

| Opponent | QB | RB | RB | WR | WR | TE | LT | LG | C | RG | RT |
|-------------|-------|-----------|--------------|------|----------|--------|--------|--------|-------|-------|------------|
| Liberty | Evans | Rogers | Peoples | Ford | Phillips | Hodges | Nijman | Pettit | Gallo | Conte | McLaughlin |
| Tennessee | Evans | Rogers | McMillian | Ford | Phillips | Hodges | Nijman | Pettit | Chung | Conte | McLaughlin |
| B. College | Evans | Rogers | McMillian | Ford | Phillips | Hodges | Nijman | Teller | Chung | Conte | McLaughlin |
| E. Carolina | Evans | McMillian | Peoples | Ford | Phillips | Hodges | Nijman | Teller | Gallo | Conte | McLaughlin |
| N. Carolina | Evans | Rogers | Peoples | Ford | Phillips | Hodges | Nijman | Teller | Gallo | Conte | McLaughlin |
| Syracuse | Evans | Rogers | Peoples | Ford | Phillips | Hodges | Nijman | Teller | Gallo | Conte | McLaughlin |
| Miami | Evans | McMillian | Peoples | Ford | Phillips | Hodges | Nijman | Teller | Gallo | Conte | McLaughlin |
| Pitt | Evans | Rogers | McMillian | Ford | Phillips | Hodges | Nijman | Teller | Gallo | Conte | McLaughlin |
| Duke | Evans | Rogers | McMillian | Ford | Phillips | Hodges | Nijman | Teller | Gallo | Conte | McLaughlin |
| G. Tech | Evans | Rogers | McMillian | Ford | Phillips | Hodges | Nijman | Teller | Gallo | Conte | McLaughlin |
| Notre Dame | Evans | Rogers | Carroll (WR) | Ford | Phillips | Hodges | Nijman | Teller | Gallo | Conte | McLaughlin |
| Virginia | Evans | Rogers | Peoples | Ford | Hodges | Pettit | Nijman | Teller | Gallo | Conte | McLaughlin |
| Clemson | Evans | Rogers | McMillian | Ford | Phillips | Hodges | Nijman | Teller | Gallo | Conte | McLaughlin |

Tech Career Receiving Records

| Name | Years | TDs |
|------------------------|--------------|-----------|
| 1. Isaiah Ford | 2014- | 24 |
| 2. Antonio Freeman | 1991-94 | 22 |
| 3. Bucky Hodges | 2014- | 20 |
| 4. Jarrett Boykin | 2008-11 | 18 |
| Ricky Scales | 1972-74 | 18 |
| Andre Davis | 1998-01 | 18 |

| Name | Years | Yards |
|-------------------------|--------------|--------------|
| 1. Isaiah Ford | 2014- | 2,911 |
| 2. Jarrett Boykin | 2008-11 | 2,884 |
| 3. Danny Coale | 2008-11 | 2,658 |
| 4. Ricky Scales | 1972-74 | 2,272 |
| 5. Antonio Freeman | 1991-94 | 2,200 |
| 6. Ernest Wilford | 2000-03 | 2,052 |
| 7. Andre Davis | 1998-01 | 1,986 |
| 8. Cam Phillips | 2014- | 1,948 |
| 9. Marcus Davis | 2009-12 | 1,827 |
| 10. Josh Morgan | 2004-07 | 1,817 |
| 11. Eddie Royal | 2004-07 | 1,778 |
| 12. Bucky Hodges | 2014- | 1,696 |
| 13. Myron Richardson | 1986-89 | 1,541 |

| Name | Years | Rec. |
|------------------------|--------------|------------|
| 1. Isaiah Ford | 2014- | 204 |
| 2. Jarrett Boykin | 2008-11 | 184 |
| 3. Danny Coale | 2008-11 | 165 |
| 4. Cam Phillips | 2014- | 159 |
| 5. Bucky Hodges | 2014- | 128 |
| 6. Ernest Wilford | 2000-03 | 126 |

Also, for the first time in school history three players entered the year with more than 1,000 career receiving yards. During the 2007 season, though, a total of four Hokies ended the year with 1,000-plus yards, the only other time the Hokies had three-or-more 1,000-yard receivers on the same field.

Ten Hokies register their first career reception this season

Coming into the season, not one other WR on Tech's roster - other than Ford or Phillips - had a reception to his name, or even played in a game.

- WRs C.J. Carroll, Henri Murphy and Devin Wilson each notched their first collegiate catches in the game against Liberty, as did RB Shai McKenzie.
- Since the opener, WRs Jaylen Bradshaw, Divine Deablo and Sean Daniel, RB Steven Peoples and TE Chris Cunningham have each notched their first career receptions as well.
- In the ACC Championship Game (12/3) vs. Clemson, DB Terrell Edmunds made it 10 Hokies this season to register their first career reception, when he caught a pass from punter Mitchell Ludwig and raced 20 yards on a fake punt in the first quarter.

Carroll sets career-highs in back-to-back games

C.J. Carroll posted a career-high in receiving yards in back-to-back games, including a career-high five catches for 65 yards vs. Georgia Tech (11/12) and a career-high 80 yards at Notre Dame (11/19).

- Carroll's effort at Notre Dame included a 62-yard catch and run - a career-long for him and a team-long for the season - that came up six yards shy of his first collegiate touchdown.
- The last Hokie WR not named Ford or Phillips to catch a TD was Willie Byrn vs. Maryland (11/16/13).

Rogers a triple threat for the Hokies

Tech RB Sam Rogers notched his first 100-yard rushing game with 105 vs. Virginia (11/26), which included his first two rushing TDs of the year - one of which included a career-long run of 31 yards.

- With his first rushing TD, Rogers became the first player at Tech since Tony Kennedy to have a rushing TD, a passing TD and a receiving TD in the same season. Kennedy had 3 rushing, 1 passing and 1 receiving TD during the 1992 season. Rogers has 2 rushing, 1 passing and 3 receiving.

Hokies tied school record for most consecutive quarters scoring in ACC game

Before being held to no points in the third quarter at Duke (11/5), Tech had scored in a school record-tying 12 straight ACC quarters (single season, non-OT) which starter during the third quarter at Syracuse (10/15) and ran through the second quarter against the Blue Devils.

- The record was first set at 12 straight during the 2005 season when the Hokies scored in every quarter from the first quarter at NC State (9/4) to the fourth quarter vs. Georgia Tech (9/24).

Offensive line brought back quartet with experience

Not since the Hokies returned 93 starts on the offensive line for the start of the 2011 season had Tech seen so much experience coming back up front.

- Led by RT Jonathan McLaughlin, who had 35 career starts entering the season, the Hokies returned 90 career starts, just one of 19 teams in the NCAA with that many. Only North Carolina (131) had more career starts on the OL than the Hokies among ACC teams.
- McLaughlin started in every game he played, while offensive lineman Augie Conte returned with 23 career starts. Linemen Wyatt Teller (18), Eric Gallo (13) and Kyle Chung (1) also owned starts.
- In 2011, Blake DeChristopher (37), Jaymes Brooks (28), Greg Nosal (14) and Andrew Lanier (14), along with Andrew Miller, helped Tech register 186.9 yards rushing per game, 226.1 yards passing per game and allowed just 17 sacks during an 11-3 season and an ACC Championship game appearance.
- October 12, the Foundation for Teamwork announced its midseason Joe Moore Award Honor Roll, which identifies notable performances by offensive line units in games played through October 8 and the Hokies' line was one of 17 recognized.

Ford sets season records, school records, and now school career records

In his first two seasons, WR Isaiah Ford became the fastest player at Tech to reach 10 career TD receptions (19 games), fastest player to 1,000 career receiving yards (17 games) and fastest player to 100 career receptions (22 games).

After setting single-season records last year in receptions (75), yards (1,164) and TDs (11), Ford has now etched his name at the top of those charts as well (chart left).

Ford also set school records for catching at least TWO passes in consecutive games - previously held by Danny Coale (22, from 10/16/10 to 1/3/12) and at least one pass - held by Ernest Wilford (27, from 8/25/02 to 12/26/03) - when he caught at least two in his first 30 games at Tech.

His streak ended at UNC (10/8), the first and only time in his career he did not catch a pass.

Ford also holds school records for consecutive games with a receiving touchdown (5) and consecutive 100-yard receiving games (5).

Phillips, Hodges give Hokies three career 1,000-yard receivers

WR Cam Phillips and TE Bucky Hodges are also climbing the charts in Tech's history books.

Before last year, no Hokie had ever caught more than 70 career passes before his junior season and only three had ever gone over 1,000 career receiving yards. Ford, Phillips and Hodges all eclipsed those marks during the 2015 season.

TOP 21 CONSECUTIVE SCORING TEAMS

Virginia Tech has scored in **282** straight games dating back to the 1995 season.

That is tied for the eighth-longest streak ever in the history of the NCAA by an FBS school & the sixth-longest active streak.

| School | Years | Games |
|-----------------------------------|--------------|------------|
| 1. Michigan | 1984-14 | 365 |
| 2. BYU | 1975-03 | 361 |
| 3. Florida | 1988- | 360 |
| 4. TCU | 1992- | 306 |
| 5. Air Force | 1992- | 297 |
| 6. Tennessee | 1994- | 284 |
| 7. Ohio State [^] | 1993- | 283 |
| 8. Virginia Tech | 1995- | 282 |
| Texas | 1980-04 | 282 |
| 10. Washington State | 1984-08 | 280 |
| 11. Georgia | 1995- | 274 |
| 12. Washington | 1981-04 | 271 |
| 13. Nebraska | 1996- | 270 |
| 14. Oregon | 1985-07 | 267 |
| 15. Boise State | 1997- | 250 |
| 16. Georgia Tech | 1997- | 249 |
| 17. Texas Tech | 1997- | 245 |
| 18. Colorado | 1988-08 | 242 |
| 19. Oklahoma | 1998- | 239 |
| 20. Kansas State | 1996-15 | 234 |
| 21. UCLA | 1971-92 | 233 |
| Nebraska | 1974-91 | 233 |

Bold = active streak

[^] = 13 games vacated by NCAA

TEAM RESULTS FOR QBS SINCE 1987

Over the past 30 seasons, the Hokies have seen 20 men start a game at quarterback.

Below are their results, ranked by wins.

| Name | Years | Record | Pct. |
|------------------------|--------------|------------------|-------------|
| Taylor, Tyrod | 2007-10 | 34-8 | .810 |
| Randall, Bryan | 2002-04 | 26-12 | .684 |
| Thomas, Logan | 2011-13 | 26-14 | .650 |
| Vick, Michael | 1999-00 | 21-1 | .955 |
| Druckenmiller, Jim | 1995-96 | 20-4 | .833 |
| DeShazo, Maurice | 1992-94 | 19-14-1 | .586 |
| Glennon, Sean | 2006-08 | 18-8 | .692 |
| Furrer, Will | 1988-91 | 16-18-1 | .486 |
| Clark, Al | 1997-98 | 12-7 | .632 |
| Vick, Marcus | 2005 | 11-2 | .846 |
| Noel, Grant | 2001-02 | 10-4 | .714 |
| Brewer, Michael | 2014-15 | 11-9 | .550 |
| Evans, Jerod | 2016- | 9-4 | .750 |
| Sorensen, Nick | 1997-98 | 3-1 | .750 |
| Motley, Brenden | 2015- | 3-3 | .500 |
| Young, Cam | 1988-89 | 3-3 | .500 |
| Meyer, Dave | 1998-00 | 2-1 | .667 |
| Chapman, Erik | 1987 | 2-9 | .182 |
| Wooten, Rodd | 1989, 91 | 1-2 | .333 |
| Koel, Treg | 1992 | 0-1 | .000 |
| Totals | | 247-125-2 | .663 |

CAREER/ACTIVE STARTS CHART

| | 2016 | Streak | Career |
|----------------|------|--------|--------|
| Alexander, A. | 4 | 4 | 12 |
| Baron, W. | 13 | 13 | 21 |
| Clark, C. | 13 | 36 | 39 |
| Edmunds, Te. | 12 | 3 | 20 |
| Edmunds, Tr. | 13 | 14 | 15 |
| Ekanem, K. | 12 | 6 | 38 |
| Facyson, B. | 13 | 13 | 35 |
| Greene, D. | - | - | 1 |
| Hill, T. | 1 | - | 1 |
| Huelskamp, S. | - | - | 2 |
| Mihota, V. | 13 | 13 | 14 |
| Motuapuaka, A. | 13 | 22 | 28 |
| Reynolds, M. | 13 | 13 | 14 |
| Shegog, A. | 1 | - | 6 |
| Stroman, G. | 9 | - | 15 |
| Walker, R. | 5 | - | 5 |
| Williams, N. | 8 | 2 | 18 |

STARTED EVERY GAME IN 2016

Seven Hokies: Baron, Clark, Tr. Edmunds, Facyson, Mihota, Motuapuaka, Reynolds

LONGEST ACTIVE STREAKS

| | |
|------------|----|
| Clark | 36 |
| Motuapuaka | 22 |

DEFENSIVE SCORES

1987 - PRESENT

- 90 Total TDs scored by the defense
- 58 pass interceptions
 - last Andrew Motuapuaka (18 yds) vs. Furman (9/12/15)
- 30 fumble returns
 - last Andrew Motuapuaka (70 yds) vs. Virginia (11/26/16)
- 2 fumble recoveries
 - last Carl Bradley (in End Zone) at Rutgers (8/30/97)
- 11 Total safeties registered by the defense
 - last vs. East Carolina (9/24/16)

THE DEFENSE

The Return of #SACKSBURG - they pile up against Miami and in Lane

- For the first time in three years and for just the ninth time in the past 30 seasons, the Tech defense produced at least 8.0 sacks in a game in the win over Miami (10/20).
- It was also just the third time in an ACC contest they had 8.0 sacks in a game, with the other two times vs. Pittsburgh (10/12/13) and vs. Duke (9/16/06).
- The most sacks the team has notched in a single game over the last 30 seasons was 9.0 at Pittsburgh (10/30/99), Tech's last win (30-17) in the Steel City before its 39-36 win (10/27).
- Adding that effort to a 6.0-sack effort against East Carolina (9/24) and five games at home with at least one, Tech recorded 17.0 of its 26.0 sacks this season in Lane Stadium.

Four Hokies with at 10.0 tackles vs. Georgia Tech, first time since 2003

- In their loss to Georgia Tech (11/12), the Hokies had four players - LB Andrew Motuapuaka (14), LB Tremaine Edmunds (12), DT Woody Baron (10) and DE Vinny Mihota (10) - with double figures in tackles in the same game for the first time since vs. Boston College (11/22/03) - with Mikal Baaqee (15), Brandon Manning (14), DeAngelo Hall (13), Vegas Robinson (12) and Michael Crawford (12).
- For Baron and Mihota, it was a season and career high, while Baron added 3.0 TFLs to help him to his team-high 17.5 for the season and 26.5 for his career.
- Motuapuaka, who leads the team 106 tackles, added a team-high 11 at Notre Dame (11/19), which now gives him nine games this season and 20 games in his career with at least seven tackles and he has four games this season and 10 games in his career with at least 10.

Eight Hokies with at least five tackles at Duke, four notch career highs

- In their win at Duke (11/5), a total of eight Hokies registered at least five tackles, led by Terrell Edmund's career-high 14, while his brother Tremaine Edmunds notched 10.
- Woody Baron had nine, Chuck Clark and Andrew Motuapuaka each tallied eight. Mook Reynolds had seven, Trevon Hill had a career high six and Brandon Facyson tied his career high with five tackles.

Two Hokies get first career starts, Baron steps up for injured starters

- In the Miami win (10/20), the Hokies needed to use a different starting 11 for the first time in 2016, due to injuries to DE Ken Ekanem and DT Nigel Williams. RDE Trevon Hill and NT Ricky Walker notched their first career starts for Tech while NT Woody Baron moved over to the DT position for the first time this season and all three turned in career performances.
- Hill had five tackles including 1.5 sacks and Walker added three tackles and a half sack.
- It was the senior Baron, though, that turned a historic performance up front, tying for the most tackles-for-loss (4.5) for a single Hokie player in a single game in the last 30 years. He matched Barry Booker's effort at Virginia (11/24/07).
- He set a then career high with six total tackles, while his 24 TFL yards was the sixth most for a player in a single game in the same span.

Speaking of TFLs, Baron and Edmunds close to Tech ACC record, top duo in 20 years

- Baron (17.5) and LB Tremaine Edmunds (17.0) each have a shot at surpassing the most TFLs by a player since the Hokies have been a member of the ACC.
- Dadi Nicolas (2014) and Jason Worilds (2008) hold the mark with 18.5, while the most since 2000 is held by Cols Colas, who had 19.0 in 2002.
- Baron has the most TFLs by an interior lineman at Tech since J.C. Price (23.0, 1995) and since Price and Cornell Brown (25.0) combined for 48.0 TFLs, only Corey Moore (19.5) and John Engelberger (16.5) have combined for more TFLs (35.0, 1998) than Baron and Edmunds this season (34.5).

Hokies pitch shutout against Boston College

- For the first time since vs. Bowling Green (9/22/12), Bud Foster's defense shut out an opponent, when Tech registered a 49-0 win against Boston College (9/17) in the team's ACC home opener.
- The shutout, the 31st for Tech in the Foster era, also marked the first blanking of an ACC opponent since the team's 38-0 win at Virginia (11/26/11) and the first home shutout win over an ACC team since a 17-0 win over Virginia (11/25/06).
- The 49-point win was the largest by the Hokies in an ACC game since a 45-point win at Duke (45-0, 9/10/05) and a 44-point win at home vs. Georgia Tech (51-7, 9/24/05). It tied the largest ever win in an ACC game at 49 points in the Hokies' 55-6 win over Maryland (11/18/04).

2016 Starters Game By Game

| Opponent | RDE | NT | DT | LDE | WHIP | MLB | LOLB | RCB | FS | ROV | LCB |
|-------------|--------|--------|----------|--------|----------|------------|-------------|-----------|-------|-------------|---------|
| Liberty | Ekanem | Baron | Williams | Mihota | Reynolds | Motuapuaka | Tr. Edmunds | Stroman | Clark | Te. Edmunds | Facyson |
| Tennessee | Ekanem | Baron | Williams | Mihota | Reynolds | Motuapuaka | Tr. Edmunds | Stroman | Clark | Te. Edmunds | Facyson |
| B. College | Ekanem | Baron | Williams | Mihota | Reynolds | Motuapuaka | Tr. Edmunds | Stroman | Clark | Te. Edmunds | Facyson |
| E. Carolina | Ekanem | Baron | Williams | Mihota | Reynolds | Motuapuaka | Tr. Edmunds | Stroman | Clark | Te. Edmunds | Facyson |
| N. Carolina | Ekanem | Baron | Williams | Mihota | Reynolds | Motuapuaka | Tr. Edmunds | Stroman | Clark | Te. Edmunds | Facyson |
| Syracuse | Ekanem | Baron | Williams | Mihota | Reynolds | Motuapuaka | Tr. Edmunds | Stroman | Clark | Te. Edmunds | Facyson |
| Miami | Hill | Walker | Baron | Mihota | Reynolds | Motuapuaka | Tr. Edmunds | Stroman | Clark | Te. Edmunds | Facyson |
| Pitt | Ekanem | Walker | Baron | Mihota | Reynolds | Motuapuaka | Tr. Edmunds | Stroman | Clark | Te. Edmunds | Facyson |
| Duke | Ekanem | Walker | Baron | Mihota | Reynolds | Motuapuaka | Tr. Edmunds | Stroman | Clark | Te. Edmunds | Facyson |
| G. Tech | Ekanem | Walker | Baron | Mihota | Shegog | Motuapuaka | Tr. Edmunds | Alexander | Clark | Reynolds | Facyson |
| Notre Dame | Ekanem | Walker | Baron | Mihota | Reynolds | Motuapuaka | Tr. Edmunds | Alexander | Clark | Te. Edmunds | Facyson |
| Virginia | Ekanem | Baron | Williams | Mihota | Reynolds | Motuapuaka | Tr. Edmunds | Alexander | Clark | Te. Edmunds | Facyson |
| Clemson | Ekanem | Baron | Williams | Mihota | Reynolds | Motuapuaka | Tr. Edmunds | Alexander | Clark | Te. Edmunds | Facyson |

Stroman back to defense full time, picks off two in opener

- During the 2014 Military Bowl, DB Greg Stroman worked for the first time on the offensive side of the ball, rushing twice for four yards and catching one pass for six.
- Last season, he was used occasionally on offense and actually started one game - NC State (10/9/15) - as a wide receiver. He rushed seven times last year for 12 yards.
- For the 2016 campaign, Stroman is now solely a DB, making a start in the season opener and doubled his output for career INTs as he entered the game with two picks.
- He became the first Hokie since Brandon Facyson at East Carolina (9/14/13) to pick off two passes in the game with his effort in the season opener.

Stroman leads the real #DBU

- Greg Stroman has solidified himself as one of the top corners in the ACC this season, leading the conference with 1.3 passes defended per game.
- He registers a pass defended 42.4 percent of the time he's targeted, which leads all ACC CBs.
- He also leads all ACC CBs by permitting a league-low 30.3 reception percentage when targeted.

ACC Cornerback Leaders -- Courtesy of STATS, LLC

| Player | PDs/Target | Rec.% | Targets | Yards/Target | TD/INT |
|----------------------------|------------|-------|---------|--------------|--------|
| Greg Stroman, VT | 42.4% | 30.3% | 33 | 5.12 | 2/3 |
| Breon Borders, Duke | 23.2% | 40.7% | 54 | 10.09 | 1/2 |
| Tarvarus McFadden FSU | 23.2% | 46.4% | 56 | 7.82 | 6/8 |
| Ryan Carter, Clemson | 22.9% | 34.3% | 35 | 5.06 | 0/1 |
| Cordea Tankersley, Clemson | 22.8% | 38.6% | 57 | 6.02 | 1/3 |

Stroman and Alexander are individual streak stoppers

- Stroman has three INTs this year, five in his career, and got his third at UNC (10/8) which ended UNC's Mitch Trubisky's streak of 243 straight pass attempts without a pick.
- DB Adonis Alexander, who had four INTs last year as a freshman and has two this year, sealed Tech's win over NC State last season (10/9/15) by ending Wolfpack quarterback Jacoby Brissett's streak of 241 straight passes without an interception with a pick in the fourth quarter.

Clark and Edmunds are tackling machines

- For the first time since the Hokies joined the ACC, a DB reached the century mark for total tackles. In 2015, S Chuck Clark recorded 107, highlighted by his 16 straight games with at least five and his four games a year ago with at least 10 (five for his career). He's third this season with 85.
- In the last 39 games, Clark has notched at least five tackles 29 times, at least seven 22 times and has six games with at least 10, including a season-high 11 against ECU (9/24).
- LB Tremaine Edmunds had notched five straight games with at least seven tackles and led the team at Syracuse (10/15) with 16, and vs. Miami (10/20) with 10. He has four 10+ tackle games this season.
- In fact, his 16.0 tackles against the Orange tied for the second-most ever in an ACC game behind Jack Tyler (9/3/12) and Chase Williams (9/20/14), who each had 17 against Georgia Tech in Lane Stadium. He is second on the team with 99 tackles.
- Lastly, Edmunds etched his name in the Tech record books, as he registered a TFL in 13 straight games. His streak started in the bowl game vs. Tulsa (12/26/15) and ended in the ACC Championship Game vs. Clemson (12/3). The previous record was 12 straight by Jason Worilds (9/13/08 to 9/5/09).

Motuapuaka and Stroman are in rare company

- LB Andrew Motuapuaka and CB Greg Stroman have each scored three-plus defensive or special teams TDs in their Tech careers.
 - Below is where they rank since 1987.
- | | |
|-----------------------------|-----------------------|
| 1. DeAngelo Hall | 7 (5 PR/1 FR/ 1 INT) |
| 2. Macho Harris | 5 (4 INT/1 KOR) |
| 3. Andrew Motuapuaka | 4 (1 INT/3 FR) |
| André Davis | 4 (4 PR) |
| 5. Greg Stroman | 3 (1 FR/2 PR) |
- tied with five others



LUNCH PAIL



The famed Virginia Tech Lunch Pail has come to symbolize the blue-collar approach of the Hokies' defense under longtime defensive coordinator Bud Foster.



In 1995, Foster served as co-defensive coordinator with Rod Sharpless, whose mother-in-law found the original Lunch Pail in Mercerville, New Jersey. The pail once belonged to a coal miner and after a record-setting defensive season, the Lunch Pail became an iconic part of Hokies' lore.



The Pail travels wherever the Hokies go and its care is only entrusted to a defensive leader.



Before the start of every season, a signed mission statement from the defense is placed in The Pail. Then every week, unit goals, team goals and keys to success are placed in The Pail, plus the turf from any road victories.



Since 2007, The Pail has also contained the names of the 32 fallen Hokies taken in the April 16 tragedy.



Corey Moore – whose jersey No. 56 is retired by Tech – is the only player who has ever earned lifetime possession of an incarnation of The Pail from Foster.

LONGEST TENURED FBS ASSISTANTS

ACTIVE and CONTINUOUS

Entering the 2016 season, only nine assistant coaches in the country have been at their schools since 1996, and Virginia Tech has two of them.

- 1983 Gary Campbell - Oregon RB
- 1987 ***Bud Foster - Virginia Tech Assoc. HC, DC**
- 1993 Jerry Brown - Northwestern Asst. HC, DB
 - 1993 Don Pellum - Oregon LB
- 1994 Odell Haggins - Florida State Assoc. HC, DT
 - 1994 Mo Latimore - Kansas State DL
- 1996 **Charley Wiles - Virginia Tech DL**
 - 1996 Andy Hill - Missouri Assoc. HC, WR
 - 1996 Dale Pehrson - Navy DC, DL

* - Tech's Foster, who became the Hokies' defensive coordinator in 1995, is also the nation's longest-tenured DC. Ohio State's Luke Fickell is the second-longest, taking over the Buckeyes' DC duties in 2005.

courtesy of CoachingSearch.com's Chris Vannini

TECH AMONG FBS LEADERS

1996 – PRESENT

| Rank | Category | No. |
|------|-----------------|-----------|
| 1st | Sacks | 775.0 |
| 1st | Sack Yards | -5,340 |
| 1st | Interceptions | 357 |
| 1st | INT Pct. | 4.4 |
| 1st | Third-Down Pct. | 31.5 |
| 1st | Completion Pct. | 50.4 |
| 1st | Pass Defense | 188.1 ypg |
| 2nd | INT Return TDs | 44 |
| 2nd | Passer Rating | 106.1 |
| 3rd | TD/INT Ratio | 0.77 |
| 3rd | Total Defense | 305.0 ypg |
| 3rd | Takeaways | 573 |
| 6th | Rush Defense | 116.9 ypg |

THE LUNCH PAIL D

BY THE NUMBERS UNDER FOSTER

- 93-1 when holding foes to 10 points or fewer
- 68 defensive TDs
- 48 different Hokies have scored defensive TDs
- 40 players selected in NFL Draft
- 41 games with three or more INTs
- 31 shutouts
- 9 players drafted in first or second rounds
- 3 players earned Super Bowl rings – LB Cornell Brown, S Pierson Prioleau, S Kam Chancellor
- 3 Pro Bowlers – S Kam Chancellor, CB Brandon Flowers, CB DeAngelo Hall

CAREER/ACTIVE STARTS CHART

| | 2016 | Streak | Career |
|------------------|------|--------|--------|
| Bynum (H) | 13 | 13 | 13 |
| Ludwig (P) | 13 | 13 | 13 |
| Slye, J. (PK/KO) | 13 | 39 | 39 |
| Taylor, C. (LS) | 13 | 15 | 15 |

STARTED EVERY GAME IN 2016

Four Hokies: Bynum, Ludwig, Slye, Taylor.

LONGEST ACTIVE STREAKS

Slye 39

SPECIAL TEAM SCORES

1987 - PRESENT

57 Total TDs scored by special teams

21 punt returns

last Greg Stroman (87 yds) vs. East Carolina (9/24/16)

20 blocked punts

last Anthony Shegog (19 yds) at Purdue (9/19/15)

9 kickoff returns

last Demetri Knowles (93 yds) at North Carolina (10/6/12)

5 blocked field goals

last Adonis Alexander (75 yds) at Duke (11/5/16)

1 fumble recovery

last Tee Butler (in End Zone) vs. Syracuse (10/16/99)

1 fumble return

last Andrew Motuapuaka (on KO) vs. Western Michigan (9/27/14)

11 Total safeties resulted on special teams

last vs. Liberty (9/3/16)

BLOCK PARTY

Over the past 30 seasons, Tech special teams have blocked 68 punts, 44 field goal attempts and 28 point-after attempts for a total of 140 in 374 games - approx. 1 every 2.67 games.

Tech has blocked three FGAs this year, the most since the team blocked three during the 2004 season.

The four total blocks this season (includes a punt) marks the most since 2008, when the Hokies had five blocks which included 2 PATs, 2 FGAs and 1 punt.

In Tech's win vs. East Carolina (9/24), the Hokies blocked both a FGA and a punt, which had last happened vs. Marshall (9/21/13).

Credited with the block on the 26-yard FGA was DT Tim Settle, while WR Cam Phillips was the player who blocked the punt.

At Syracuse (10/15), Vinny Mihota blocked a 53-yard FGA in the second quarter for the Hokies' second blocked FGA this season.

Greg Stroman notched the 30-yard FGA block at Duke (11/5) that was returned for a TD by Adonis Alexander.

SPECIAL TEAMS

Beamer's retired No. 25 makes a return to the field

Head coach Justin Fuente and the Hokies will pay homage to Frank Beamer and Virginia Tech's legacy of excellence on special teams this season by selecting a special teams player of the week who will wear No. 25.

"Thanks to Coach Beamer, his assistants and many talented student-athletes, Virginia Tech has become synonymous with special teams success," Fuente said.

With Coach Beamer's blessing, his retired No. 25 will be worn by a player who exemplifies the role special teams played during Virginia Tech's rise to national prominence.

"I'm so very humbled by this thoughtful gesture by Coach Fuente," Beamer said. "I'm grateful that he reached out for my blessing to use the number 25 in this way.

"I'm really honored that a member of the special teams will get to wear my old number every week. Of course, it's not just a recognition of me, it's about all those coaches and kids who made special teams part of our identity at Virginia Tech."

"25" Game By Game

| Opponent | Honoree |
|-------------|---------------------|
| Liberty | FB Steven Peoples |
| Tennessee | LB Sean Huelskamp |
| B. College | DT Tim Settle |
| E. Carolina | DB Greg Stroman |
| N. Carolina | WR Cam Phillips |
| Syracuse | K Joey Slye |
| Miami | WHIP Anthony Shegog |
| Pitt | WR Divine Deablo |
| Duke | S Chuck Clark |
| Ga. Tech | CB Adonis Alexander |
| Notre Dame | WR C.J. Carroll |
| Virginia | RB Sam Rogers |
| Clemson | DT Woody Baron |
| Arkansas | |

Stroman takes punt to the house in win over ECU, joins Motuapuaka

Greg Stroman's 87-yard punt return for a TD vs. East Carolina (9/24) was tied for the third-longest in school history and was the second longest in Lane Stadium. It's also the second longest in the nation this year - FSU's Jesus Wilson had an 89-yard return.

It was Stroman's second career punt return for a TD and his third career defensive or special teams TD. He is now one of 10 Hokies (since 1987) to have three or more defensive or special teams TDs in a Tech career (see chart last page).

Stroman climbing charts for punt returners

Stroman is third all-time in the school's record book for career punt returns with 92 and his 711 return yards rank him eighth.

In Tech's history, only two men have ever returned more than 100 punts, John Ludlow (136, 1979-82) and Eddie Royal (111, 2004-07), while Royal is the only man to go over 900 yards in punt returns - finishing his career with 1,296 punt return yards.

Slye's six FGs, 21 points puts him in ACC, school record books

In the Hokies' win at Pittsburgh, K Joey Slye connected on a career-high six FG attempts and also made three extra points, giving him 21 points in the 39-36 victory.

The 21 points broke the school record for most points in a game by kicking set by Mickey Thomas with 18 vs. Vanderbilt (11/4/89).

The six FGs made tied a single game record for makes at Tech - set by Thomas with six in that Vanderbilt game - and in the ACC - now done five times. The last player to do it was Clemson's Richard Jackson vs. Boston College (9/19/09).

Slye has made at least two FGs in a game five times this year, 19 times in his career; three in a game twice this year, nine times in career; and four-plus in a game once this year, three times in career.

Slye moving up all-time schools lists in field goals made and scoring

Last season, Tech kicker Joey Slye was 23 of 30 on field goal attempts, and in his career is now 63 of 84. His 23 makes in 2015 tied the school record set by Dustin Keys in 2008. The junior is five shy of Shayne Graham's school record of 68, currently ranking second.

On Tech's all-time scoring list, Slye is third with 316 points and second among kickers.

Tech Career FG Leaders

| Name | Years | FGs |
|---------------------|--------------|-----------|
| 1. Shayne Graham | 1996-99 | 68 |
| 2. Joey Slye | 2014- | 63 |
| 3. Brandon Pace | 2003-06 | 58 |
| 4. Chris Kinzer | 1985-88 | 47 |

Tech Career Scoring Leaders

| Name, pos. | Years | Pts |
|------------------------|--------------|------------|
| 1. Shayne Graham, K | 1996-99 | 371 |
| 2. Lee Suggs, RB | 1999-02 | 336 |
| 3. Joey Slye, K | 2014- | 316 |
| 4. Brandon Pace, K | 2003-06 | 310 |

Slye almost automatic inside 40 yards, is perfect from inside 30

In his career, Joey Slye is 45 of 49 (91.8 percent) from inside 40 yards and had made 24 straight dating back to a 37-yard attempt at East Carolina (9/26/15) before his only miss this season from that distance - 34 yards at Duke (11/5). He is a perfect 24 for 24 in his career from inside of 30 yards.

Of note, Slye's career long is 49 yards, and so has never made a kick over 50 (missed all eight attempts). Inside of 50 yards, Slye is 63 of 76 (82.9 percent) from inside 50.

Alexander scores first Tech TD on blocked FG return

At Duke (11/5), Adonis Alexander scooped up a blocked 30-yard FGA by AJ Reed, which was blocked by Greg Stroman, and raced 75-yards for a TD - his first career touchdown at Tech.

It was Tech's first FG block return for a TD since D.J. Parker (78 yards) vs. Georgia Tech (9/24/05) and fifth in last 30 seasons. It was also Tech's fourth blocked kick of the season (see "Block Party" left).

Ludwig completes pass on fake punt, continues TD drive

In the ACC Championship Game vs. Clemson (12/3), punter Mitchell Ludwig completed a 20-yard pass to Terrell Edmunds on a fake punt that kept a Hokie drive alive that led Tech's first TD in the game.

It was the first successful pass completion for a Tech primary punter since AJ Hughes completed a 10-yard pass to Josh Trimble vs. Duke (11/15/14), but it failed to convert the fourth-down attempt.

The first successful pass completion for a Tech primary punter that resulted in a first down was Vinnie Burns' 33-yard completion to Garnell Wilds vs. UCF (9/29/01) a drive that ended with a TD.

2016 HONORS LIST

Head Coach Justin Fuente

ACC Coach of the Year, Athlon Sports (12/14)
 ACC Coach of the Year, ACC Coaches (12/8)
 ACC Coach of the Year, AP (12/7)
 ACC Coach of the Year, ACSMA (11/29)
 George Munger Collegiate Coach of the Year Semifinalist (11/18)
 ESPN Midseason Coach of the Year via Mark Schlabach (10/19)
 CampusInsiders Midseason Coach of the Year via Jonathan Bass (10/21)

Offensive Coordinator Brad Cornelsen

Offensive coordinator Coach of the Week, CoachingSearch.com (10/30)

Defensive Coordinator Bud Foster

Linebackers Coach of the Week, CoachingSearch.com (10/16)
 Defensive Coordinator of the Week, Athlon Sports (10/9)

Coach James Shibest

Special Teams Coordinator of the Week, CoachingSearch.com (9/25)

Tech Offensive Line

Joe Moore Midseason Honor Roll (10/12)

DB Adonis Alexander

Honorable Mention, Sophomore All-American, Campus Insiders (12/14)

DT Woody Baron

All-ACC Team, Sports on Earth (12/15)
 Second Team All-ACC, Athlon Sports (12/14)
 Second Team All-ACC, ACC Coaches (12/8)
 First Team All-ACC, AP (12/7)
 Defensive Lineman of the Year, The Touchdown Club of Richmond (12/6)
 All-ACC team, ESPN.com (12/6)
 First Team All-ACC, ACSMA (11/28)
 ACC Player of the Week at DL, Pro Football Focus (11/8)
 ACC Defensive Line Player of the Week, ACC (10/24)

S Chuck Clark

First Team All-ACC, Pro Football Focus (12/8)
 Honorable Mention All-ACC, ACSMA (11/28)
Bednarik Award Preseason Watch List
ACC Preseason Third Team Defense, Athlon Sports
Reese's Senior Bowl Watch List

OL Augie Conte

Third Team All-ACC, ACC Coaches (12/8)
 Third Team All-ACC, ACSMA (11/28)

LB Tremaine Edmunds

First Team, Sophomore All-American, Campus Insiders (12/14)
 Second Team All-ACC, Athlon Sports (12/14)
 Second Team All-ACC, ACC Coaches (12/8)
 Second Team All-ACC, AP (12/7)
 Second Team All-ACC, ACSMA (11/28)
 ACC Defensive Linebacker Player of the Week, ACC (10/24)

ROV Terrell Edmunds

Honorable Mention, Sophomore All-American, Campus Insiders (12/14)
 Honorable Mention All-ACC, ACC Coaches (12/8)
 All-ACC team, ESPN.com (12/6)
 Honorable Mention All-ACC, ACSMA (11/28)
 ACC Defensive Back Player of the Week, ACC (10/24)

DE Ken Ekanem

Honorable Mention All-ACC, ACC Coaches (12/8)
 Honorable Mention All-ACC, ACSMA (11/28)
 ACC Defensive Line Player of the Week, ACC (9/26)
Nagurski Trophy Preseason Watch List
ACC Preseason Second Team Defense, Athlon Sports
Reese's Senior Bowl Watch List

QB Jerod Evans

ACC Newcomer of the Year, Athlon Sports (12/14)
 ACC Newcomer of the Year, AP (12/7)
 Offensive Back of the Year, The Touchdown Club of Richmond (12/6)
 The Earl Campbell Tyler Rose Award Semifinalist (11/21)
 Davey O'Brien National Quarterback of the Year Semifinalist (11/10)
 ACC X-factor of the Week, Southern Pigstaff.com (10/30)
 Davey O'Brien "Great 8" Quarterback of the Week (10/30)
 Manning Award Star of the Week, sponsored by Allstate Sugar Bowl (10/24)
 Davey O'Brien "Great 8" Quarterback of the Week (10/24)
 Maxwell Award Watch List addition (10/19)
 Manning Award Watch List addition, sponsored by Allstate Sugar Bowl (10/12)
 Manning Award Star of the Week, sponsored by Allstate Sugar Bowl (9/29)
 Earl Campbell Tyler Rose Award, Player of the Week Honorable Mention (9/27)
 Earl Campbell Tyler Rose Award, Player of the Week Honorable Mention (9/20)

CB Brandon Facyson

National Player of the Week at Cornerback, Pro Football Focus (11/30)
ACC Preseason Fourth Team Defense, Athlon Sports

WR Isaiah Ford

Second Team All-ACC, Athlon Sports (12/14)
 Second Team All-ACC, Pro Football Focus (12/8)
 Second Team All-ACC, ACC Coaches (12/8)
 Second Team All-ACC, AP (12/7)
 Second Team All-ACC, ACSMA (11/28)
 ACC Player of the Week at WR, Pro Football Focus (9/7)
Herbie Nominee: Best Kept Secret
All-ACC Preseason Football Team
Biletnikoff Award Preseason Watch List
Maxwell Award Preseason Watch List
Preseason All-America Second Team, Athlon Sports
ACC Preseason First Team Offense, Athlon Sports

C Eric Gallo

Rimington Trophy Preseason Watch List

TE Bucky Hodges

Third Team All-ACC, ACC Coaches (12/8)
 Third Team All-ACC, ACSMA (11/28)
 John Mackey Award Semifinalist (11/14)
 John Mackey Tight End of the Week, Honorable Mention (11/1)
 John Mackey Tight End of the Week (10/26)
 John Mackey Award Midseason Watch List
John Mackey Award Preseason Watch List
ACC Preseason Second Team Offense, Athlon Sports

P Mitchell Ludwig

National Punter of the Week, Pro Football Focus (10/25)

OL Jonathan McLaughlin

Third Team All-ACC, ACC Coaches (12/8)
 Third Team All-ACC, ACSMA (11/28)
 East-West Shrine Game participant (11/29)
ACC Preseason Fourth Team Offense, Athlon Sports

RB Travon McMillian

Maxwell Award Preseason Watch List
ACC Preseason Third Team Offense, Athlon Sports

LB Andrew Motuapuaka

Second Team All-ACC, Pro Football Focus (12/8)
 Second Team All-ACC, ACC Coaches (12/8)
 Third Team All-ACC, ACSMA (11/28)
 ACC Defensive Linebacker Player of the Week, ACC (11/28)
 Team of the Week honoree, Pro Football Focus (10/11)

WR Cam Phillips

Second Team All-ACC, Pro Football Focus (12/8)

FB Sam Rogers

First Team All-ACC, Pro Football Focus (12/8)
 All-American Team, Second Team, Pro Football Focus (12/6)
 Reese's Senior Bowl participant (11/14)
 Midseason All-America Team, Pro Football Focus (10/27)
 Dante Hall Award Watch List
Herbie Nominee: Unsung Hero
Preseason FBS Second Team All-American, Football Gameplan
Wuerffel Trophy Preseason Watch List
Reese's Senior Bowl Watch List

K Joey Slye

All-ACC Team, Sports on Earth (12/15)
 First Team All-ACC, ACC Coaches (12/8)
 Third Team All-ACC, ACSMA (11/28)
 ACC Specialist of the Week (10/31)
 ACC Special Teams Player of the Week, Southern Pigstaff.com (10/30)
Groza Award Preseason Watch List

DB Greg Stroman

Second Team All-ACC, ACC Coaches (12/8)
 Honorable Mention All-ACC (SP), ACC Coaches (12/8)
 Third Team All-ACC, ACSMA (11/28)
 ESPN.com's midseason All-ACC team, via Andrea Adelson (10/19)
 ACC Player of the Week at DB, Pro Football Focus (9/7)

OL Wyatt Teller

First Team All-ACC, Pro Football Focus (12/8)
 Honorable Mention All-ACC, ACC Coaches (12/8)
 Honorable Mention All-ACC, ACSMA (11/28)
 National Player of the Week at Guard, Pro Football Focus (11/8)
Outland Trophy Preseason Watch List
ACC Preseason Third Team Offense, Athlon Sports

DT Ricky Walker

ACC Player of the Week at DL, Pro Football Focus (11/8)

Italics = preseason honor

Tech returns to the national rankings - was in Top 20 in College Football Playoff rankings

- During its 23 straight bowl appearances streak, last season was the only time the Hokies were never ranked in the AP Top 25 poll at any point during the season.
- The Hokies not only returned to the Top 25 this season in the AP rankings, but were also among the top 20 in the CFP rankings.
- The last time Tech was ranked this late in a season (in the month of November or later) was 2011, when the Hokies rose to No. 5 in the AP rankings and played in the ACC Championship game against Clemson and earned a spot in a BCS Bowl - the Sugar.

| | Pre | 2 | 3 | 4 | 5 | 6 | 7 | 8 | 9 | 10 | 11 | 12 | 13 | 14 | 15 | F |
|----------------|-----|---|---|----|----|----|----|----|----|----|----|----|----|----|----|---|
| AP | - | - | - | RV | RV | 25 | 17 | RV | 25 | 23 | 18 | RV | RV | 19 | 18 | |
| Coaches | - | - | - | - | RV | RV | 19 | RV | 25 | 21 | 22 | RV | RV | 18 | 19 | |
| CFP | - | - | - | - | - | - | - | - | - | 19 | 14 | - | - | 23 | 22 | |

The Tech Record Book Watch

- Jerod Evans is having one of the best seasons ever for a quarterback at the school. He is either currently leading, approaching or in the top five best marks ever for a single season in many categories.
- Receiving marks and single-season team records are also within reach or have already been surpassed as well in 2016.

Passing Stats

| Quarterback | Season | Comp. |
|-----------------------|-------------|------------|
| 1. Michael Brewer | 2014 | 262 |
| 2. Jerod Evans | 2016 | 247 |
| 3. Logan Thomas | 2012 | 234 |
| 4. Don Strock | 1972 | 228 |
| 5. Logan Thomas | 2013 | 227 |

| Quarterback | Season | Att. |
|--------------------|-------------|------------|
| 1. Michael Brewer | 2014 | 441 |
| 2. Logan Thomas | 2012 | 429 |
| 3. Don Strock | 1972 | 427 |
| 4. Logan Thomas | 2013 | 402 |
| 5. Logan Thomas | 2011 | 391 |
| Jerod Evans | 2016 | 389 |

| Quarterback | Season | Pct. |
|-----------------------|-------------|-------------|
| 1. Bryan Randall | 2002 | 63.7 |
| 2. Jerod Evans | 2016 | 63.5 |
| 3. Marcus Vick | 2005 | 61.2 |
| 4. Bryan Randall | 2003 | 61.2 |
| 5. Sean Glennon | 2007 | 60.9 |

| Quarterback | Season | Yds. |
|-----------------------|-------------|--------------|
| 1. Jerod Evans | 2016 | 3,303 |
| 2. Don Strock | 1972 | 3,243 |
| 3. Logan Thomas | 2011 | 3,013 |
| 4. Logan Thomas | 2012 | 2,976 |
| 5. Logan Thomas | 2013 | 2,907 |

| Quarterback | Season | TDs |
|-----------------------|-------------|-----------|
| 1. Jerod Evans | 2016 | 27 |
| 2. Tyrod Taylor | 2010 | 24 |
| 3. Maurice DeShazo | 1993 | 22 |
| 4. Bryan Randall | 2004 | 21 |
| 5. Two tied with | | 19 |

QB Rushing Stats

| Quarterback | Season | Att. |
|-----------------------|-------------|------------|
| 1. Jerod Evans | 2016 | 182 |
| 2. Logan Thomas | 2012 | 174 |
| 3. Bryan Randall | 2002 | 171 |
| 4. Logan Thomas | 2013 | 162 |
| 5. Bob Schweickert | 1963 | 155 |

| Quarterback | Season | Yds. |
|-----------------------|-------------|------------|
| 1. Bob Schweickert | 1963 | 839 |
| 2. Jerod Evans | 2016 | 759 |
| 3. Tyrod Taylor | 2008 | 738 |
| 4. Tyrod Taylor | 2010 | 659 |
| 5. Michael Vick | 2000 | 617 |

Total Offense

| Quarterback | Season | Yds. |
|-----------------------|-------------|--------------|
| 1. Jerod Evans | 2016 | 4,062 |
| 2. Logan Thomas | 2012 | 3,500 |
| 3. Logan Thomas | 2011 | 3,482 |
| 4. Tyrod Taylor | 2010 | 3,402 |
| 5. Logan Thomas | 2013 | 3,251 |

Total Plays

| Quarterback | Season | Yds. |
|-----------------------|-------------|------------|
| 1. Logan Thomas | 2012 | 603 |
| 2. Jerod Evans | 2016 | 571 |
| 3. Logan Thomas | 2013 | 564 |
| 4. Logan Thomas | 2011 | 544 |
| 5. Michael Brewer | 2014 | 521 |

Total Touchdowns

| Quarterback | Season | TDs (P/R) |
|-----------------------|-------------|-------------------|
| 1. Jerod Evans | 2016 | 37 (27/10) |
| 2. Logan Thomas | 2011 | 30 (19/11) |
| 3. Tyrod Taylor | 2010 | 29 (24/5) |
| 4. Logan Thomas | 2012 | 27 (18/9) |
| 5. Maurice DeShazo | 1993 | 25 (22/3) |

TD/INT Ratio

| Quarterback | Season | Ratio |
|-----------------------|-------------|-------------|
| 1. Tyrod Taylor | 2010 | 4.80 |
| 2. Jerod Evans | 2016 | 3.86 |
| 3. Jim Drunkenmiller | 1996 | 3.40 |
| 4. Al Clark | 1997 | 3.33 |
| 5. Maurice DeShazo | 1993 | 3.14 |

Most Yards per Att.

| Quarterback | Season | Yds/Att. |
|-----------------------|-------------|-------------|
| 1. Tyrod Taylor | 2009 | 9.51 |
| 2. Maurice DeShazo | 1993 | 9.04 |
| 3. Tyrod Taylor | 2010 | 8.71 |
| 4. Bryan Randall | 2002 | 8.60 |
| 5. Jerod Evans | 2016 | 8.49 |

Touchdown Percentage

| Quarterback | Season | TD% |
|-----------------------|-------------|------------|
| 1. Frank Eastman | 1959 | 14.7 |
| 2. Maurice DeShazo | 1993 | 9.6 |
| 3. Tyrod Taylor | 2010 | 7.6 |
| 4. Steve Casey | 1980 | 7.3 |
| 5. Jerod Evans | 2016 | 6.9 |

Interception Percentage

| Quarterback | Season | INT% |
|-----------------------|-------------|------------|
| 1. Al Clark | 1997 | 1.6 |
| 2. Tyrod Taylor | 2010 | 1.6 |
| 3. Jerod Evans | 2016 | 1.8 |
| 4. Jim Drunkenmiller | 1996 | 2.0 |
| 5. Tyrod Taylor | 2009 | 2.1 |

Interceptionless Streak

| Quarterback | Season | Streak |
|-----------------------|-------------|-------------|
| 1. Sean Glennon | 2007 | 149 |
| 2. Michael Brewer | 2014 | 134 |
| 3. Tyrod Taylor | 2010 | 125 |
| 4. Logan Thomas | 2011 | 119 |
| 5. Jerod Evans | 2016 | 118* |

* - his longest streak this season

Receiving Single-Season Records

| Player | Season | Rec. |
|------------------------|-------------|-----------|
| 1. Isaiah Ford | 2015 | 75 |
| 2. Isaiah Ford | 2016 | 73 |
| 3. Cam Phillips | 2016 | 70 |
| 4. Jarrett Boykin | 2011 | 61 |
| 5. Danny Coale | 2011 | 60 |

Receiving Yards

| Player | Season | Yds. |
|-----------------------|-------------|--------------|
| 1. Isaiah Ford | 2015 | 1,164 |
| 2. Isaiah Ford | 2016 | 1,038 |
| 3. Andre Davis | 1999 | 962 |
| 4. Marcus Davis | 2012 | 953 |
| 5. Ernest Wilford | 2002 | 925 |
| Cam Phillips | 2016 | 868 |

Team Single-Season Records

| Season | Passing Atts. |
|----------------|---------------|
| 1. 2014 | 456 |
| 2. 1972 | 440 |
| 3. 2012 | 437 |
| 4. 2013 | 432 |
| 5. 2016 | 415 |

| Season | Passing Comps. |
|----------------|----------------|
| 1. 2014 | 271 |
| 2. 2016 | 258 |
| 3. 2013 | 243 |
| 2011 | 243 |
| 5. 1972 | 233 |

| Season | Passing Yds. |
|----------------|--------------|
| 1. 2016 | 3,417 |
| 2. 1972 | 3,348 |
| 3. 2011 | 3,166 |
| 4. 2013 | 3,071 |
| 5. 2012 | 3,002 |

| Season | Total Offense |
|----------------|---------------|
| 1. 2016 | 5,821 |
| 2. 2011 | 5,782 |
| 3. 2010 | 5,632 |
| 4. 2003 | 5,223 |
| 5. 2002 | 5,203 |

| Season | Total Plays |
|----------------|--------------|
| 1. 2016 | 1,009 |
| 2. 2011 | 995 |
| 3. 2014 | 963 |
| 4. 2012 | 944 |
| 5. 2015 | 939 |
| 2007 | 939 |

| Season | Passing TDs |
|----------------|-------------|
| 1. 2016 | 29 |
| 2. 2015 | 24 |
| 2010 | 24 |
| 2004 | 24 |
| 1993 | 24 |

| Season | Total TDs |
|----------------|-----------|
| 1. 2003 | 61 |
| 2000 | 61 |
| 3. 2010 | 59 |
| 4. 1999 | 57 |
| 5. 2016 | 56 |
| 2002 | 56 |

| Season | Total Points |
|----------------|--------------|
| 1. 2010 | 474 |
| 2. 2003 | 460 |
| 3. 2016 | 455 |
| 1999 | 455 |
| 5. 2000 | 443 |

Hokies top team over past 18 years in Rivalry Games

- Over the past 18 seasons (since 1999), Virginia Tech has dominated its in-state FBS rival like no other major program, which includes its 52-10 victory this season (11/26).
- While not an exhaustive list, here is a look at how the Hokies 17-1 record vs. UVA stacks up over the past 18 years against some of the other notable national in-state rivalries.

| RECORD | TEAM | RIVAL | RIVALRY/TROPHY | CURRENT WIN STREAK | TEAM |
|----------------|---------------|----------------|------------------------|--------------------|---------------|
| 1. 17-1 (.944) | Virginia Tech | Virginia | Commonwealth Cup | 13 Games | Virginia Tech |
| 2. 14-4 (.778) | USC | UCLA | Victory Bell | 2 Games | USC |
| 14-4 (.778) | Oklahoma | Oklahoma St. | Bedlam | 2 Games | Oklahoma |
| 4. 13-5 (.722) | Washington | Washington St. | Apple Cup | 4 Games | Washington |
| 5. 12-6 (.667) | Oregon | Oregon State | Civil War | 1 Game | Oregon State |
| 6. 11-7 (.611) | Clemson | South Carolina | The Palmetto Bowl | 3 Games | Clemson |
| 11-7 (.611) | Stanford | California | Big Game | 7 Games | Stanford |
| 8. 11-8 (.579) | Florida State | Miami | (includes a bowl game) | 7 Games | Florida State |
| 9. 10-8 (.556) | Florida State | Florida | Sunshine Showdown | 4 Games | Florida State |
| 10. 9-9 (.500) | Alabama | Auburn | Iron Bowl | 3 Games | Alabama |
| 9-9 (.500) | Michigan | Michigan St. | Paul Bunyan | 1 Game | Michigan |
| 9-9 (.500) | Miss. State | Ole Miss | Egg Bowl | 1 Game | Miss. State |

Hokies overcome 17-point deficit at Notre Dame, register second-largest comeback by points over past 30 years

- Twice in its game at Notre Dame (11/19), the Hokies faced a 17-point deficit, the second time at 24-7 with 6:00 left in the second quarter - which tied for the second-largest deficit overcome for a victory in the program's past 30 years.
- Tech trailed by 20 in the first quarter in a game vs. Duke (10/13/12) and came back for a 41-20 victory for the largest ever comeback.
- The only other time the Hokies trailed by 17 points and earned a win was at NC State (10/2/10), trailing 17-0 early in the second quarter before pulling out a 41-30 win.
- Tech has trailed by 10 or more points at any point in a game and came back to get a win just 26 times since 1987 (chart right).
- Of note: three times (Louisville, 2005; East Carolina, 2010; Notre Dame, 2016), the Hokies faced a 10-point or more deficit twice in those games and came back to win. Both times are listed on the chart.

Quick Reference:

- Times facing a 1Q deficit of 10 or more points and winning..... 15
Largest: 20 (20-0) vs. Duke (1/13/12)
- Times facing a 2Q deficit of 10 or more points and winning..... 10
Largest: 17 at NC State (10/2/10)
17 at Notre Dame (11/19/16)
- Times facing a 3Q deficit of 10 or more points and winning..... 3
Largest: 15 at Virginia (11/18/95)
- Times facing a 4Q deficit of 10 or more points and winning..... 1
Largest: 11 vs. Louisville (1/2/06)

Comebacks of 10 points or more since 1987

| SEASON | OPPONENT | DEFICIT | SCORE | QTR | CLOCK | FINAL SCORE |
|--------|-------------------|---------|-------|-----|-------|-------------|
| 1989 | at NC State | 10 | 0-10 | 1 | 5:03 | 25-23 |
| 1990 | at East Carolina | 14 | 0-14 | 1 | 3:21 | 24-23 |
| 1994 | at Southern Miss | 14 | 0-14 | 1 | 5:01 | 24-14 |
| 1995 | at Virginia | 15 | 14-29 | 3 | 10:51 | 36-29 |
| 1995 | vs. Texas | 10 | 0-10 | 2 | 13:19 | 28-10 |
| 1997 | Miami | 10 | 3-13 | 1 | 0:36 | 27-25 |
| 1998 | at Miami | 10 | 3-13 | 2 | 6:32 | 27-20 (OT) |
| 1999 | Miami | 10 | 0-10 | 1 | 4:35 | 43-10 |
| 2000 | at Syracuse | 14 | 0-14 | 1 | 2:21 | 22-14 |
| 2002 | vs. Air Force | 10 | 0-10 | 1 | 7:36 | 20-13 |
| 2004 | at Georgia Tech | 14 | 0-14 | 2 | 9:00 | 34-20 |
| 2005 | vs. Louisville | 11 | 3-14 | 1 | 2:53 | 35-24 |
| 2005 | vs. Louisville | 11 | 13-24 | 4 | 13:37 | 35-24 |
| 2007 | at Boston College | 10 | 0-10 | 2 | 11:33 | 30-16 |
| 2008 | at North Carolina | 14 | 3-17 | 3 | 6:44 | 20-17 |
| 2010 | East Carolina | 10 | 0-10 | 1 | 5:42 | 49-27 |
| 2010 | East Carolina | 10 | 7-17 | 2 | 14:50 | 49-27 |
| 2010 | at NC State | 17 | 0-17 | 2 | 14:11 | 41-30 |
| 2010 | Georgia Tech | 14 | 0-14 | 1 | 4:44 | 28-21 |
| 2011 | at Wake Forest | 10 | 0-10 | 1 | 6:47 | 38-17 |
| 2012 | Duke | 20 | 0-20 | 1 | 3:12 | 41-20 |
| 2012 | at Boston College | 10 | 3-13 | 2 | 0:04 | 30-23 (OT) |
| 2012 | vs. Rutgers | 10 | 0-10 | 1 | 2:38 | 13-10 (OT) |
| 2013 | Maryland | 14 | 7-21 | 3 | 12:58 | 24-21 |
| 2014 | at Duke | 10 | 0-10 | 1 | 8:06 | 17-16 |
| 2015 | NC State | 10 | 0-10 | 2 | 13:56 | 28-13 |
| 2015 | at Georgia Tech | 14 | 0-14 | 1 | 1:00 | 23-21 |
| 2016 | at Notre Dame | 17 | 0-17 | 2 | 14:53 | 34-31 |
| 2016 | at Notre Dame | 17 | 7-24 | 2 | 6:00 | 34-31 |

HOKIES UNVEIL NEW EQUIPMENT TRUCK

The latest addition to the Virginia Tech football roster rolled into Blacksburg Aug. 31 morning on 18 wheels. In partnership with Lawrence Transportation, this 53-foot-long semi trailer will transport tons of equipment, gear and supplies as the Hokies travel this year.

Conder Flag Company of Roanoke performed the wrapping of the trailer that features the same updated graphics and wordmarks featured prominently in the Hokies' football facility.

Head coach Justin Fuente's signature terms Hard Smart Tough are also part of the trailer design. It took approximately 16 hours to complete the wrap process over a two-week period.

According to Tech's associate director of equipment services, Sam Nichols, the trailer features LED interior lighting, a 4,000-pound liftgate and walking boards.



| Teams Under Fuente | 2016 | Career |
|---|------|--------|
| Home | 5-1 | 20-11 |
| Road | 4-1 | 14-14 |
| Neutral | 0-2 | 1-2 |
| Grass | 8-1 | 12-5 |
| Artificial Turf | 1-3 | 23-22 |
| Won Coin Toss | 3-3 | 15-15 |
| Lost Coin Toss | 6-1 | 20-12 |
| Fuente Teams' Record When ... | | |
| Leading after the 1st quarter | 6-1 | 22-10 |
| Trailing after the 1st quarter | 1-3 | 10-16 |
| Tied after the 1st quarter | 2-0 | 3-1 |
| Leading at halftime | 8-0 | 28-4 |
| Trailing at halftime | 1-4 | 6-21 |
| Tied at halftime | 0-0 | 1-2 |
| Leading after 3rd quarter | 8-0 | 32-2 |
| Trailing after 3rd quarter | 1-4 | 2-23 |
| Tied after 3rd quarter | 0-0 | 1-2 |
| Leading with less than 2:00 to play | 9-0 | 32-2 |
| Trailing with less than 2:00 to play | 0-4 | 1-24 |
| Tied with less than 2:00 to play | 0-0 | 2-1 |
| Scores first | 8-1 | 21-11 |
| Opponent scores first | 1-3 | 12-16 |
| Scores 20+ points | 9-3 | 33-14 |
| Opponent scores 20+ points | 3-4 | 11-25 |
| Holds opponent to 20 points or less | 6-0 | 24-2 |
| Game is decided by 3 points or less | 3-0 | 5-3 |
| Game is decided by 10 points or less | 0-2 | 6-12 |
| Fuente Teams' Record When ... | | |
| Less than 150 yards rushing | 0-2 | 5-20 |
| 150+ yards rushing | 9-2 | 30-7 |
| 200+ yards passing | 6-4 | 20-15 |
| 300+ yards passing | 1-2 | 10-5 |
| 300+ yards total offense | 6-3 | 27-16 |
| 400+ yards total offense | 6-3 | 23-7 |
| 500+ yards total offense | 3-0 | 13-0 |
| 70+ total plays | 6-4 | 22-16 |
| 80+ total plays | 3-1 | 14-5 |
| Fuente Teams' Record When ... | | |
| Allowing less than 150 yards rushing | 6-0 | 27-12 |
| 150+ yards rushing | 2-4 | 7-15 |
| 200+ yards passing | 3-2 | 12-19 |
| 300+ yards passing | 2-1 | 9-10 |
| 300+ yards total offense | 4-4 | 17-24 |
| 400+ yards total offense | 3-2 | 9-13 |
| 500+ yards total offense | 1-1 | 5-6 |
| 70+ total plays | 3-3 | 15-19 |
| 80+ total plays | 1-1 | 9-6 |
| Fuente Teams' Record When ... | | |
| Committing fewer turnovers | 6-0 | 21-7 |
| Committing more turnovers | 1-4 | 5-17 |
| Turnovers are the same | 2-0 | 9-3 |
| Having fewer penalty yards | 7-1 | 19-7 |
| Having more penalty yards | 2-2 | 16-19 |
| Penalty yards are even | 0-1 | 0-1 |
| Leading time of possession | 9-1 | 24-10 |
| Trailing time of possession | 0-3 | 11-17 |
| Fuente Teams' High & Low Water Marks ... | | |
| Largest halftime lead | 38 | 56 |
| Largest halftime deficit | 20 | 28 |
| Highest number of plays | 89 | 97 |
| Lowest number of plays | 68 | 48 |
| Opponent highest number of plays | 100 | 100 |
| Opponent lowest number of plays | 55 | 50 |
| Warmest Game Temperature | 84° | 94° |
| Coldest Game Temperature | 37° | 37° |
| Fuente Teams' For ... | | |
| Day Games | 7-2 | 19-13 |
| Night Games (5 p.m. kickoff or later) | 2-2 | 16-14 |
| Games with temperature 49 or below | 2-0 | 5-3 |
| Games with temperatures in 50s | 1-1 | 5-6 |
| Games with temperatures in 60s | 2-1 | 9-5 |
| Games with temperatures in 70s | 4-1 | 10-6 |
| Games with temperatures in 80s | 0-1 | 5-4 |
| Games with temperatures in 90s | 0-0 | 1-3 |

TAKING OVER A WINNING PROGRAM

Virginia Tech head coach Justin Fuente became the seventh head coach in FBS history to take over a program that had at least 23 consecutive winning seasons before taking the reins. Below is the complete list and the wins for the new coach in his first season.

| Years | School | Prior Coaches | New Coach | Wins |
|-----------|----------------------|---|----------------------|----------|
| 36 | Nebraska | Bob Devaney/Tom Osborne | Frank Solich | 9 |
| 33* | Florida State | Bobby Bowden | Jimbo Fisher | 10 |
| 25 | Alabama | Bear Bryant | Ray Perkins | 8 |
| 23 | Oklahoma | Jim Mackenzie/Chuck Fairbanks/Barry Switzer | Gary Gibbs | 7 |
| 23 | Michigan | Bo Schembechler/Gary Moeller/Lloyd Carr | Rich Rodriguez | 3 |
| 23 | Florida | Six coaches during the span^ | Will Muschamp | 7 |
| 23 | Virginia Tech | Frank Beamer | Justin Fuente | 9 |

^ Galen Hall, Gary Darnell, Steve Spurrier, Ron Zook, Charlie Strong, Urban Meyer

* Due to NCAA sanctions, the 2006 and 2007 seasons resulted in vacated wins, but were winning seasons before the penalties.

HOKIES = RATINGS

• During Week 2 of the College Football season, ABC received the top three overnights across all its networks and was led by the Hokies' game against Tennessee with the Battle at Bristol getting a 3.8 overnight rating.

• Meanwhile, ESPN's stream of the Battle at Bristol was the network's most-streamed game of the week (86,000 AMA & 403,000 unique viewers).

• The Hokies have brought ESPN a couple other ratings successes, which includes a pair of Top Opening Weekend games and the Most Watched Regular Season CFB Games on ESPN according to SportsMediaWatch.com.

| ESPN/ABC Top 5 Opening Weekend CFB Games | | | | Most Watched Reg. Season Games on ESPN | | |
|--|--------------|-------------------------------|---------|--|---------------------------|---------|
| Rating* | Date | Game | Network | Date | Game | Viewers |
| 1. 7.2 | Mon, 9/5/05 | Miami at Florida State | ABC | 11/29/14 | Auburn-Alabama | 13.53M |
| 2. 6.7 | Mon, 9/6/10 | Boise State vs. Virginia Tech | ESPN | 9/12/09 | USC-Ohio State | 10.59M |
| 3. 6.6 | Mon, 9/7/15 | Ohio State at Virginia Tech | ESPN | 9/7/15 | Ohio State-Virginia Tech | 10.59M |
| 4. 6.1 | Mon, 9/4/06 | Florida State at Miami | ESPN | 9/6/10 | Boise State-Virginia Tech | 9.89M |
| 5. 5.8 | Sat., 9/2/06 | Notre Dame at Georgia Tech | ABC | 9/4/06 | Miami-Florida State | 9.12M |

* - overnight rating

TECH RECEIVES TOP RANKINGS

The Princeton Review came out with its annual college rankings last Wednesday and the publication ranked Virginia Tech at No. 1 in both "Best Quality of Life" and "Their Students Love These Colleges" among 381 colleges and universities nationwide.

The Princeton Review is a college admission services company that offers test preparation services, tutoring and admissions resources, online courses and other various other resources for students. It has been in existence for more than 30 years.

Tech also ranked No. 4 in "Best Campus Food" and No. 7 in the categories of "Happiest Students," "Lots of Race/Class Interaction," and "Town-Gown Relations are Great."

Here is a listing of where Virginia Tech ranked:

THE BEST 381 COLLEGES

| | |
|---|-----|
| <i>Best Quality of Life</i> | #1 |
| <i>Their Students Love These Colleges</i> | #1 |
| <i>Best Campus Food</i> | #4 |
| <i>Happiest Students</i> | #7 |
| <i>Lots of Race/Class Interaction</i> | #7 |
| <i>Town-Gown Relations are Great</i> | #7 |
| <i>Best Alumni Network</i> | #10 |
| <i>Colleges That Pay You Back w/o Aid</i> | #18 |

HOKIES ARE STREAK STOPPERS

Significant Winning Streaks Stopped By Tech

The Hokies have ended some significant win streaks by teams over the years and added one more this season with their victory at North Carolina this year. Check out the streak stoppers below.

| Streak | School | Tech win | When |
|----------------------------|--------------------|----------|----------------|
| 39 regular win streak | #2 Miami | 31-7 | Nov. 1, 2003 |
| 29 home non-con win streak | #19 Texas A&M | 13-3 | Sept. 21, 2002 |
| 25 regular win streak | #8 Ohio State | 35-21 | Sept. 6, 2014 |
| 9 unbeaten streak | #9 Texas | 28-10 | Dec. 31, 1995 |
| 9 home win streak | #17 North Carolina | 34-3 | Oct. 8, 2016 |

HOKIES ON CURRENT NFL ROSTERS - 16

(as of Dec. 18, 2016)

| | | |
|----|-----------------------|-------------|
| OL | Nick Becton (IR) | Chicago |
| T | Duane Brown | Houston |
| S | Kam Chancellor | Seattle |
| S | Antone Exum, Jr. (IR) | Minnesota |
| CB | Brandon Flowers | San Diego |
| CB | Kendall Fuller | Washington |
| WR | Corey Fuller (PS) | Detroit |
| CB | Kyle Fuller (IR) | Chicago |
| OT | Laurence Gibson (PS) | N.Y. Giants |
| CB | DeAngelo Hall (IR) | Washington |
| LB | Dadi Nicolas | Kansas City |
| G | Vinston Painter | Washington |
| WR | Eddie Royal | Chicago |
| DE | Darryl Tapp | New Orleans |
| QB | Tyrod Taylor | Buffalo |
| TE | Logan Thomas | Buffalo |

IR - Injured Reserve
PS - Practice Squad
PUP - Reserve/Physically unable to perform

2016 NFL HIGHLIGHTS

Below are a few of Tech's standout performers, so far, during the 2016 NFL season.

Duane Brown – Houston Texans

▪ Brown has recorded 10 starts at left tackle this season, as the Houston Texans sit atop the AFC South through 14 weeks of the season.

Kam Chancellor – Seattle Seahawks

▪ Chancellor has earned 10 starts at the safety position this season, racking up 70 total tackles for fourth on the team. He also has tallied one forced fumble and two interceptions on the year. Chancellor is currently tied for second on the team in interceptions alongside teammate Earl Thomas. Seattle most recently clinched a playoff berth with its week 15 win over the Los Angeles Rams.

Brandon Flowers – San Diego Chargers

▪ Flowers has earned six starts at the cornerback position for the San Diego Chargers. He has 28 tackles and one interception for a touchdown on the year. Flowers 2016 season was highlighted by his week 9 performance, as he led the San Diego defense in the team's 43-35 win over Tennessee, returning an interception 33 yards for a touchdown.

Kendall Fuller – Washington Redskins

▪ Fuller has started in six games for the Washington Redskins this season, as he currently sits in seventh on the team with 39 total tackles, including 31 solo stops. The Redskins are currently battling for a playoff spot.

Tyrod Taylor – Buffalo Bills

▪ Taylor has started in all 14 games for the Buffalo Bills this season, totaling 3,214 yards in total offense. Taylor shows an 86.8 QB rating and has tallied 14 passing touchdowns and six rushing touchdowns on the year. He has helped the team to a 7-7 overall record in the competitive AFC East division.

THE REAL #DBU

No school can boast more career INTs by active NFL defensive backs than Virginia Tech. Below are the most current numbers as of games played Dec. 18.

1. Virginia Tech.....82
2. South Carolina.....71
3. Florida.....66
4. Alabama.....65
5. Texas.....62

| ACTIVE HOKIES | INTS |
|-----------------|------|
| DeAngelo Hall | 43 |
| Brandon Flowers | 21 |
| Kam Chancellor | 12 |
| Kyle Fuller | 6 |

TWO-TIME NFL COACH OF THE YEAR

Bruce Arians took a long and winding path before finally becoming an NFL head coach. This former Tech quarterback has a penchant for getting the best out of passers at the pro level with his notable pupils including Super Bowl champions Peyton Manning and Ben Roethlisberger, as well as the likes of Carson Palmer and Andrew Luck.

BRUCE ARIANS

Quarterback – Virginia Tech (1972-74)

Head Coach – Arizona Cardinals (2013-present)

- Associated Press NFL Coach of the Year – Indianapolis Colts (2012)
- Associated Press NFL Coach of the Year – Arizona Cardinals (2014)



Bruce Arians pictured (left) as a Virginia Tech quarterback, and most recently as head coach of the Arizona Cardinals, proudly sporting his Hokies' swag.

OTHER HOKIES IN NFL ROLES

| | | |
|------------------------|--------------|--------------------------------------|
| Malcolm Blacken | Washington | Director of Player Development |
| Eugene Chung | Philadelphia | Assistant O-Line/Tight Ends/Run Game |
| Keith Gray | Philadelphia | Assistant Strength & Conditioning |
| Anthony Midget | Houston | Assistant Secondary |
| Chris Peduzzi | Philadelphia | Head Athletic Trainer |
| Nick Rapone | Arizona | Defensive Backs |
| Nick Sorensen | Seattle | Asst. Special Teams/Asst. DBs |
| Todd Washington | Baltimore | Assistant Offensive Line |



EUGENE CHUNG



LANE STADIUM

A TRUE HOMEFIELD ADVANTAGE



NO. 1

Best Homefield Advantage in College Football (Rivals.com)

Lane Stadium doesn't blow people away by the brute strength of a massive stadium, but with knowledgeable fans that always reach a frenzied pitch at the right time, the Hokies make the most of their numbers.

Every good stadium has at least one end designed for deafening noise levels, and the enclosed South End Zone at Lane Stadium fits the bill perfectly. Holding more than 11,000 screaming Virginia Tech fans, the section amplifies noise and renders audibles useless. That's not to mention the isolation factor. With the nearest major airport nearly 45 minutes away, opponents' fans are never out in force at Lane Stadium.

NO. 2

Best College Football Town in America (USA Today Survey)

NO. 2

Scariest Venue for Opposing Teams (ESPN the Magazine)

The two loudest places I've ever seen a game are Lane Stadium and the Orange Bowl, but the Hokies' home crowd is a lot more consistent. The whole place rocks when they crank up "Enter Sandman." I remember watching a decent BC team go there on a Thursday night and completely melt down.

NO. 2

Best Entrances in College Football (Sports Illustrated)

This entrance is one of the purest slices of Americana you will ever experience.

NO. 6

College Football Stadium & Tailgate Fans Should Visit Before They Die (Bleacher Report)

NO. 7

Loudest College Football Stadium (Bleacher Report)

LANE STADIUM FAST FACTS

| | |
|---|---------------------|
| Capacity | 66,233 |
| Seasons..... | 52nd in 2016 |
| Inaugural Season..... | 1965 |
| Construction Began..... | April 1964 |
| New Press Box/West Side Completed..... | 2006 |
| South End Zone Expansion Completed..... | 2002 |
| Longest Tech Win Streak..... | 16 games |
| | (9/4/99 – 10/13/01) |
| Elevation Above Sea Level..... | 2,057 feet |

LANE STADIUM - HOME OF THE HOKIES

Rising high into the mountainous sky of the New River Valley, Virginia Tech's Lane Stadium enters its 51st year of football competition in 2015. The Tech football team has enjoyed over two decades of success, going to 23 straight bowl games and winning 10 or more games eight straight seasons from 2004-11. A big part of that success is the home-field advantage the Hokies enjoy at Lane Stadium/Worsham Field.

Sitting at roughly 2,057 feet above sea level, the stadium is the second-highest among all FBS schools in the eastern United States, trailing only Appalachian State (3,300). Completed in 1965, Lane Stadium/Worsham Field has gone through numerous changes, renovations and additions. But through it all, it has always been regarded as one of the finest places to watch – and toughest places for opponents to play – a college football game.

THE HOKIE STONE

Before each home football game, Virginia Tech football players and coaching staff enter Lane Stadium through a tunnel. On the stadium-side entrance to Worsham Field, they pass beneath a Hokie Stone, which they touch for good luck and is flanked by these words: "For those who have passed. For those to come ... Reach for Excellence."

ENTER SANDMAN

The history behind Virginia Tech's use of Metallica's "Enter Sandman" started during the 2000 season. That summer Tech added a new scoreboard to Lane Stadium and the athletics marketing team decided to use the scoreboard for an entrance video. The group considered "Welcome to the Jungle" by Guns N' Roses and "Sirius" by the Alan Parsons Project before settling on "Enter Sandman." It has been the entrance song for the Hokies ever since.

MILESTONE GAMES

| | DATE | OPPONENT | RESULT |
|----------------------------------|----------|----------------|------------|
| Inaugural Game & Win | 10/2/65 | William & Mary | W 9-7 |
| First Televised Game | 10/29/66 | Florida State | W 23-21 |
| First Night Game | 11/25/82 | Virginia | W 21-14 |
| First Win Under Beamer | 10/3/87 | Navy | W 31-11 |
| First ESPN Game | 11/24/90 | Virginia | W 38-13 |
| Worsham Field Dedicated | 9/5/92 | James Madison | W 49-10 |
| First BIG EAST Game | 9/26/92 | West Virginia | L 16-7 |
| First BIG EAST Win | 10/16/93 | Temple | W 55-7 |
| 100th Win | 9/22/94 | West Virginia | W 34-6 |
| First Thursday Night Game | 9/22/94 | West Virginia | W 34-6 |
| Program's 1,000th Game | 9/4/99 | James Madison | W 47-0 |
| First College Gameday Appearance | 10/16/99 | Syracuse | W 62-0 |
| First ACC Game & Win | 9/18/04 | Duke | W 41-17 |
| 200th Win | 10/13/12 | Duke | W 41-20 |
| Beamer's Final Home Win | 10/9/15 | N.C. State | W 28-13 |
| Beamer's Final Home Game | 11/21/15 | North Carolina | L 30-27 OT |
| 300th Game | 11/20/16 | Miami | W, 37-16 |

VIRGINIA TECH INDOOR PRACTICE FACILITY



2 737 jets can fit inside the building (nose to tail)



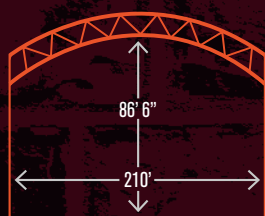
26,500 Square feet of glass and translucent panels, which is just over half an acre



11,213 Square feet of Hokie Stone on the facade

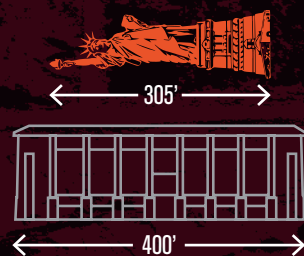
1,200 Tons of specially engineered steel were utilized

Over 86 feet from the field to the bottom of the truss — a must for the kicking game!



86 feet 6 inches

The Statue of Liberty could easily fit inside the facility



60,000

Square feet of precast concrete panels with the majority of weighing over

18 TONS

7,905,108

Cubic feet of space, enough room to fill

89 OLYMPIC POOLS

8

Porticoes feature the same values as the eight pylons of Virginia Tech's War Memorial: Brotherhood, Honor, Leadership, Sacrifice, Service, Loyalty, Duty and Ut Prosim



2016 VIRGINIA TECH FOOTBALL NUMERICAL

| # | NAME | POS | # | NAME | VL | POS | HT | WT | YR | HOMETOWN | HS/LAST SCHOOL |
|----|-------------------|-----|----|--------------------|----|-----|--------|-----|-------|---------------------|---------------------------|
| 36 | Adonis Alexander | CB | 1 | Isaiah Ford | 2 | WR | 6' 2" | 195 | Jr. | Jacksonville, Fla. | Trinity Christian |
| 17 | Jahque Alleyne | FS | 2 | Tyree Rodgers | - | DB | 6' 1" | 173 | Fr. | Camden, N.J. | Camden Catholic |
| 63 | Daniel Bailey | OL | 3 | Greg Stroman | 2 | DB | 6' 0" | 180 | Jr. | Bristow, Va. | Stonewall Jackson |
| 35 | Erikk Banks | CB | 4 | Ken Ekanem | 3 | DE | 6' 3" | 260 | r-Sr. | Centreville, Va. | Centreville |
| 60 | Woody Baron | DT | 4 | Jerod Evans | - | QB | 6' 3" | 238 | Jr. | Dallas, Texas | Mansfield |
| 14 | Tavante Beckett | LB | 5 | Cam Phillips | 2 | WR | 6' 0" | 199 | Jr. | Laurel, Md. | DeMatha |
| 40 | Emmanuel Belmar | LB | 6 | Mook Reynolds | 1 | FS | 6' 0" | 183 | So. | Greensboro, N.C. | Northern Guilford |
| 27 | Dominic Benson | WR | 7 | Bucky Hodges | 2 | TE | 6' 7" | 245 | r-Jr. | Virginia Beach, Va. | Salem |
| 42 | Elisha Boyd | CB | 8 | Phil Patterson | - | WR | 6' 2" | 180 | Fr. | Virginia Beach, Va. | Bayside |
| 15 | Jaylen Bradshaw | WR | 8 | Nigel Williams | 3 | DT | 6' 2" | 297 | r-Sr. | Richmond, Va. | Benedictine |
| 82 | Xavier Burke | TE | 9 | Khalil Ladler | - | CB | 5' 11" | 183 | Fr. | Stone Mountain, Ga. | IMG Academy |
| 89 | Wright Bynum | LS | 9 | Brenden Motley | 2 | QB | 6' 4" | 230 | r-Sr. | Christiansburg, Va. | Christiansburg |
| 52 | Austin Cannon | OL | 11 | Jack Click | - | QB | 6' 3" | 218 | r-Fr. | Glen Allen, Va. | Deep Run |
| 36 | Alden Carpenter | WR | 11 | Houshun Gaines | - | DE | 6' 3" | 248 | r-Fr. | Rocky Mount, N.C. | Nash Central |
| 86 | C.J. Carroll | WR | 12 | Henri Murphy | - | WR | 5' 10" | 175 | So. | Pine Bluff, Ark. | Dollarway |
| 30 | Eron Carter | LB | 13 | Chris Durkin | - | TE | 6' 4" | 223 | r-So. | Poland, Ohio | Ursuline |
| 65 | Matt Christ | OL | 14 | Tavante Beckett | - | LB | 5' 10" | 214 | Fr. | Chesapeake, Va. | Indian River |
| 61 | Kyle Chung | OL | 15 | Jaylen Bradshaw | - | WR | 6' 1" | 202 | r-So. | Chesapeake, Va. | Oscar Smith |
| 19 | Chuck Clark | DB | 16 | Coleman Fox | - | RB | 5' 11" | 193 | r-Fr. | Salem, Va. | Salem |
| 11 | Jack Click | QB | 17 | Jahque Alleyne | 1 | FS | 6' 1" | 177 | So. | Virginia Beach, Va. | Ocean Lakes |
| 72 | Augie Conte | OL | 17 | Josh Jackson | - | QB | 6' 1" | 211 | Fr. | Ann Arbor, Mich. | Saline |
| 85 | Chris Cunningham | TE | 18 | Raymon Minor | - | LB | 6' 2" | 231 | r-So. | Ashland, Va. | Benedictine |
| 39 | Sean Daniel | WR | 18 | Chase Mummau | - | QB | 6' 2" | 183 | Fr. | Mechanicsville, Va. | Lee-Davis |
| 88 | Divine Deablo | WR | 19 | Chuck Clark | 3 | DB | 6' 0" | 205 | Sr. | Suffolk, Va. | King's Fork |
| 52 | Clay Dean | DL | 20 | Deon Newsome | 2 | S | 5' 11" | 193 | r-Jr. | Hampton, Va. | Hampton |
| 81 | Samuel Denmark | WR | 21 | Reggie Floyd | - | DB | 6' 0" | 205 | Fr. | Manassas, Va. | Stonewall Jackson |
| 43 | Seth Dooley | DE | 22 | Terrell Edmunds | 1 | ROV | 6' 2" | 210 | r-So. | Danville, Va. | Dan River |
| 13 | Chris Durkin | TE | 23 | Der'Woun Greene | 2 | FS | 5' 10" | 196 | r-Sr. | Portsmouth, Va. | Woodrow Wilson |
| 22 | Terrell Edmunds | ROV | 24 | Anthony Shegog | 2 | LB | 6' 2" | 213 | r-Jr. | Stafford, Va. | North Stafford |
| 49 | Tremaine Edmunds | LB | 26 | Jovonn Quillen | - | DB | 6' 0" | 176 | Fr. | Hampton, Va. | Hampton |
| 4 | Ken Ekanem | DE | 27 | Dominic Benson | - | WR | 6' 2" | 183 | Fr. | Woodbridge, Va. | Woodbridge |
| 4 | Jerod Evans | QB | 27 | Shawn Payne | - | CB | 6' 3" | 192 | So. | Chesterfield, Va. | L.C. Bird |
| 31 | Brandon Facyson | CB | 28 | Shai McKenzie | 1 | RB | 5' 11" | 215 | r-So. | Washington, Pa. | Washington |
| 21 | Reggie Floyd | DB | 28 | Curtis Williams | - | CB | 5' 9" | 176 | r-Jr. | Amelia, Va. | Amelia County |
| 1 | Isaiah Ford | WR | 29 | DuWayne Johnson | - | CB | 6' 1" | 185 | r-Fr. | Washington, D.C. | H.D. Woodson |
| 16 | Coleman Fox | RB | 30 | Eron Carter | - | LB | 6' 1" | 231 | Fr. | Palatka, Fla. | Palatka |
| 47 | Darius Fullwood | DE | 30 | Jordan Jefferson | - | WR | 5' 8" | 170 | Fr. | Goochland, Va. | Goochland |
| 11 | Houshun Gaines | DE | 31 | Brandon Facyson | 2 | CB | 6' 2" | 197 | r-Jr. | Newnan, Ga. | Northgate |
| 37 | Johnathan Galante | LB | 32 | Steven Peoples | 1 | FB | 5' 9" | 218 | So. | Galax, Va. | Galax |
| 64 | Eric Gallo | OL | 33 | Deshawn McCleese | - | RB | 5' 9" | 180 | r-Fr. | Chesapeake, Va. | Oscar Smith |
| 23 | Der'Woun Greene | FS | 34 | Travon McMillian | 1 | RB | 6' 0" | 205 | r-So. | Woodbridge, Va. | C.D. Hylton |
| 48 | Daniel Griffith | LB | 35 | Erikk Banks | - | CB | 5' 10" | 185 | r-Jr. | Coeburn, Va. | Eastside |
| 80 | Casey Harman | TE | 35 | Michael Santamaria | - | K | 5' 9" | 174 | r-So. | Athens, Ga. | Athens Academy |
| 41 | Kevin Henry | CB | 36 | Adonis Alexander | 1 | CB | 6' 3" | 193 | So. | Charlotte, N.C. | Independence |
| 55 | Jarrod Hewitt | DL | 37 | Johnathan Galante | 1 | LB | 5' 9" | 208 | Sr. | Blacksburg, Va. | Christiansburg |
| 94 | Trevon Hill | DE | 38 | Alden Carpenter | - | ROV | 6' 0" | 189 | r-Jr. | Leesburg, Va. | Tuscarora |
| 7 | Bucky Hodges | TE | 39 | Sean Daniel | - | WR | 5' 9" | 183 | Fr. | Chesapeake, Va. | Oscar Smith |
| 76 | Jarrett Hopple | OL | 39 | Tyrone Thornton | - | DB | 5' 9" | 193 | r-Fr. | Boston, Mass. | Newton South |
| 75 | Zachariah Hoyt | OL | 40 | Emmanuel Belmar | - | LB | 6' 2" | 228 | Fr. | Suwanee, Ga. | Collins Hill |
| 44 | Tre Hubbard | LB | 41 | Kevin Henry | - | WR | 5' 10" | 165 | Fr. | Greensboro, N.C. | Jireh Prep |
| 56 | Sean Huelskamp | LB | 41 | John Jennings | - | DB | 5' 11" | 165 | So. | Clifton, Va. | Centreville |
| 12 | Josh Jackson | QB | 41 | Trey Skeens | - | FB | 5' 11" | 216 | r-Fr. | Wytheville, Va. | George Wythe |
| 56 | T.J. Jackson | OL | 42 | Elisha Boyd | - | CB | 6' 2" | 185 | r-So. | Newport News, Va. | Heritage |
| 30 | Jordan Jefferson | WR | 42 | Marshawn Williams | 1 | RB | 6' 0" | 227 | r-So. | Hampton, Va. | Phoebus |
| 41 | John Jennings | DB | 43 | Seth Dooley | 2 | DE | 6' 5" | 252 | r-Jr. | Salem, Va. | Glenvar |
| 93 | Brian Johnson | P | 44 | Tre Hubbard | - | LB | 5' 11" | 233 | Fr. | Virginia Beach, Va. | Ocean Lakes |
| 29 | DuWayne Johnson | CB | 45 | Sam Rogers | 3 | RB | 5' 11" | 230 | Sr. | Mechanicsville, Va. | Hanover |
| 50 | Patrick Kearns | OL | 46 | Joey Slye | 2 | K | 5' 11" | 210 | Jr. | Stafford, Va. | North Stafford |
| 68 | Connor Kish | OL | 47 | Darius Fullwood | - | DE | 6' 3" | 252 | r-Fr. | College Park, Md. | Our Lady of Good Counsel |
| 70 | Kevin Kish | OL | 48 | Daniel Griffith | - | LB | 6' 0" | 216 | Fr. | Suffolk, Va. | Nansemond-Suffolk Academy |
| 61 | Joe Koshuta | LB | 48 | D.J. Reid | - | RB | 6' 1" | 235 | r-So. | Chester, Va. | Thomas Dale |
| 83 | Eric Kumah | WR | 49 | Tremaine Edmunds | 1 | LB | 6' 5" | 236 | So. | Danville, Va. | Dan River |
| 9 | Khalil Ladler | CB | 50 | Patrick Kearns | - | OL | 6' 5" | 288 | Fr. | Adairsville, Ga. | Darlington School |
| 87 | Bodhi Long | LS | 51 | Hundley McCurry | - | LS | 5' 11" | 190 | Fr. | Summerville, S.C. | Summerville |
| 90 | Mitchell Ludwig | P | 52 | Austin Cannon | - | OL | 6' 2" | 302 | Fr. | Mechanicsville, Va. | Atlee |
| 33 | Deshawn McCleese | RB | 52 | Clay Dean | - | DL | 6' 2" | 260 | Fr. | Purcellville, Va. | Woodgrove |

| # | NAME | POS | # | NAME | VL | POS | HT | WT | YR | HOMETOWN | HS/LAST SCHOOL |
|----|---------------------|-----|----|---------------------|----|-----|--------|-----|-------|-------------------------|----------------------------|
| 51 | Hundley McCurry | LS | 53 | Wayne Mutter | - | P | 5' 9" | 160 | Sr. | Grundy, Va. | Grundy |
| 28 | Shai McKenzie | RB | 53 | Trent Young | 1 | LB | 5' 10" | 214 | r-So. | Richmond, Va. | Douglas Freeman |
| 71 | Jonathan McLaughlin | OL | 54 | Andrew Motuapuaka | 2 | LB | 6' 0" | 233 | r-Jr. | Virginia Beach, Va. | Salem |
| 34 | Travon McMillian | RB | 55 | Jarrold Hewitt | - | DL | 6' 1" | 299 | Fr. | Venice, Fla. | Venice |
| 99 | Vinny Mihota | DL | 56 | Sean Huelskamp | 2 | LB | 6' 1" | 222 | r-Jr. | Centreville, Va. | Chantilly |
| 18 | Raymon Minor | LB | 56 | T.J. Jackson | - | OL | 6' 6" | 324 | Fr. | Cumberland, Va. | Cumberland County |
| 66 | Billy Ray Mitchell | OL | 57 | Wyatt Teller | 2 | OL | 6' 5" | 308 | r-Jr. | Bealeton, Va. | Liberty |
| 95 | Chaska Moon | LS | 58 | Zack Treser | - | LB | 6' 5" | 225 | r-Fr. | Blacksburg, Va. | Blacksburg |
| 77 | Demetri Moore | OL | 60 | Woody Baron | 3 | DT | 6' 2" | 280 | Sr. | Nashville, Tenn. | Brentwood Academy |
| 9 | Brenden Motley | QB | 61 | Kyle Chung | - | OL | 6' 3" | 290 | r-Jr. | Ponte Vedra Beach, Fla. | Ponte Vedra |
| 54 | Andrew Motuapuaka | LB | 61 | Joe Koshuta | - | LB | 6' 1" | 255 | r-Fr. | Vienna, Va. | Madison |
| 18 | Chase Mummau | QB | 62 | D'Andre Plantin | - | OL | 6' 5" | 295 | r-Fr. | Norcross, Ga. | Norcross |
| 12 | Henri Murphy | WR | 63 | Daniel Bailey | - | OL | 6' 3" | 301 | r-Fr. | Abingdon, Va. | Abingdon |
| 53 | Wayne Mutter | P | 64 | Eric Gallo | 2 | OL | 6' 2" | 295 | Jr. | Richboro, Pa. | Council Rock South |
| 20 | Deon Newsome | S | 65 | Matt Christ | - | OL | 6' 3" | 274 | r-Fr. | Sterling, Va. | Dominion |
| 69 | Yosuah Nijman | OL | 66 | Billy Ray Mitchell | - | OL | 6' 4" | 285 | r-So. | Westwood, N.J. | Paramus Catholic |
| 67 | Parker Osterloh | OL | 67 | Parker Osterloh | 1 | OL | 6' 8" | 326 | r-Jr. | Williamsburg, Va. | Warhill |
| 8 | Phil Patterson | WR | 68 | Connor Kish | - | OL | 6' 2" | 280 | r-Fr. | Oceanside, Calif. | El Camino |
| 27 | Shawn Payne | CB | 69 | Yosuah Nijman | 1 | OL | 6' 7" | 300 | So. | Maplewood, N.J. | Columbia |
| 32 | Steven Peoples | FB | 70 | Kevin Kish | - | OL | 6' 2" | 286 | r-Fr. | Oceanside, Calif. | El Camino |
| 80 | Colt Pettit | OL | 71 | Jonathan McLaughlin | 3 | OL | 6' 5" | 294 | Sr. | Mauldin, S.C. | Mauldin |
| 74 | Braxton Pfaff | OL | 72 | Augie Conte | 3 | OL | 6' 6" | 305 | r-Sr. | Richmond, Va. | Blessed Sacrament Huguenot |
| 5 | Cam Phillips | WR | 74 | Braxton Pfaff | - | OL | 6' 5" | 293 | r-So. | Lynchburg, Va. | Liberty Christian Academy |
| 62 | D'Andre Plantin | OL | 75 | Zachariah Hoyt | - | OL | 6' 5" | 285 | Fr. | Salem, Va. | Salem |
| 26 | Jovonn Quillen | DB | 76 | Jarrett Hoppie | - | OL | 6' 7" | 293 | Fr. | Suffolk, Va. | Nansemond River |
| 48 | D.J. Reid | RB | 77 | Demetri Moore | - | OL | 6' 6" | 303 | Jr. | Fairborn, Ohio | Huffman |
| 92 | Matt Reinhart | LB | 79 | Tyrell Smith | - | OL | 6' 3" | 295 | r-Fr. | North Brunswick, N.J. | Don Bosco Prep |
| 6 | Mook Reynolds | FS | 80 | Casey Harman | - | TE | 6' 3" | 245 | r-Fr. | Swords Creek, Va. | Honaker |
| 2 | Tyree Rodgers | DB | 80 | Colt Pettit | - | TE | 6' 3" | 298 | r-So. | Deshler, Ohio | Patrick Henry |
| 90 | Dalton Roe | DT | 81 | Samuel Denmark | - | WR | 6' 0" | 183 | Fr. | Huger, S.C. | Hanahan |
| 45 | Sam Rogers | RB | 82 | Xavier Burke | - | TE | 6' 3" | 255 | r-Fr. | Lawrenceville, Va. | Brunswick |
| 35 | Michael Santamaria | K | 83 | Eric Kumah | - | WR | 6' 2" | 210 | Fr. | Woodbridge, Va. | Forest Park |
| 97 | Tim Settle | DT | 85 | Chris Cunningham | - | TE | 6' 2" | 236 | r-Fr. | Jacksonville, Fla. | Atlantic Coast |
| 24 | Anthony Shegog | LB | 86 | C.J. Carroll | - | WR | 5' 8" | 167 | r-So. | Olney, Md. | Our Lady of Good Counsel |
| 41 | Trey Skeens | FB | 87 | Bodhi Long | - | WR | 6' 3" | 200 | Fr. | Richmond, Va. | Douglas Freeman |
| 46 | Joey Slye | K | 87 | Colton Taylor | 1 | LS | 6' 1" | 220 | r-Jr. | Salem, Va. | Salem |
| 79 | Tyrell Smith | OL | 88 | Divine Deablo | - | WR | 6' 3" | 208 | Fr. | Winston-Salem, N.C. | Mount Tabor |
| 91 | Steve Sobczak | DT | 89 | Wright Bynum | - | LS | 6' 4" | 233 | r-Fr. | Columbia, S.C. | Ben Lippen |
| 3 | Greg Stroman | DB | 89 | Devin Wilson | - | WR | 6' 3" | 206 | Jr. | McKees Rocks, Pa. | Montour |
| 87 | Colton Taylor | LS | 90 | Mitchell Ludwig | 2 | P | 5' 11" | 198 | r-Jr. | Abingdon, Va. | Abingdon |
| 96 | Jimmie Taylor | DE | 90 | Dalton Roe | - | DT | 6' 1" | 263 | r-Jr. | Williamsburg, Va. | Jamestown |
| 57 | Wyatt Teller | OL | 91 | Steve Sobczak | - | DT | 6' 1" | 287 | r-So. | Milford, Va. | Massaponax |
| 39 | Tyrone Thornton | DB | 92 | Matt Reinhart | - | LB | 6' 2" | 228 | r-Fr. | Shoemakersville, Pa. | Berks Catholic |
| 58 | Zack Treser | LB | 92 | Robert Warfel | - | K | 5' 10" | 164 | Sr. | Woodgrove, Va. | Paeonian Springs |
| 98 | Ricky Walker | DT | 93 | Brian Johnson | - | P | 6' 1" | 161 | Fr. | Washington, D.C. | Gonzaga |
| 92 | Robert Warfel | K | 94 | Trevon Hill | - | DE | 6' 3" | 240 | r-Fr. | Virginia Beach, Va. | Salem |
| 28 | Curtis Williams | CB | 95 | Chaska Moon | - | LS | 5' 10" | 227 | r-Fr. | Wake Forest, N.C. | Wake Forest |
| 42 | Marshawn Williams | RB | 96 | Jimmie Taylor | - | DE | 6' 2" | 240 | Fr. | Jacksonville, N.C. | Southwest-Onslow |
| 8 | Nigel Williams | DT | 97 | Tim Settle | - | DT | 6' 3" | 328 | r-Fr. | Manassas, Va. | Stonewall Jackson |
| 89 | Devin Wilson | WR | 98 | Ricky Walker | 1 | DT | 6' 2" | 282 | r-So. | Hampton, Va. | Bethel |
| 53 | Trent Young | LB | 99 | Vinny Mihota | 1 | DL | 6' 5" | 264 | r-So. | Fredericksburg, Va. | Massaponax |

IN-GAME STAFF

ON THE FIELD

Justin Fuente Head Coach
 Bud Foster Assoc. Head Coach/
 Defensive Coordinator/Linebackers
 Charley Wiles Defensive Line
 Vance Vice Offensive Line
 James Shibest Special Teams/Tight Ends
 Holmon Wiggins Wide Receivers
 Galen Scott Assistant HC/Safeties

IN THE PRESS BOX

Zohn Burden Running Backs
 Brad Cornelsen Offensive Coordinator/
 Quarterbacks
 Brian Mitchell Cornerbacks

PRONUNCIATION GUIDE

JAHQUE ALLEYE jah-KAY ALLEN
 ZOHN Burden (Coach) ZONN
 Augie CONTE CON-tee
 Brad CORNELSEN (Coach) CORNELL-son
 Terrell Edmunds tuh-RELL
 Ken EKANEM ee-CAN-um
 JEROD Evans juh-ROD
 Brandon FACYSON FAY-sun
 Johnathan GALANTE guh-LAHN-tay
 DER'WOUN Greene DARE-ee-on
 Sean HUELSKAMP HULES-camp
 DuWAYNE Johnson Dwayne
 Joe KOSHUTA CO-SHOOT-uh
 KHALIL Ladler kuh-LEAL

SHAI McKenzie SHY
 Travon McMILLIAN mick-MILL-en
 Vinny MIHOTA muh-HOE-ta
 Andrew MOTUAPUAKA
 mo-TOO-uh-poo-WAH-kuh
 Chase MUMMAU MOO-ma
 YOSUAH NIJMAN YOSH-u-ah NYJ-man
 Parker OSTERLOH OH-ster-low
 Colt PETTIT PEH-tit
 Braxton PFAFF FAFF
 Anthony SHEGOG shih-GOG
 James SHIBEST (Coach) SHE-best
 Steve SOBCZAK SOB-check

Unofficial Depth Chart (as of 12/19/16)

DEFENSE

FS
19 Clark
 6-0 • 205 • Sr.
23 Greene
 5-10 • 196 • r-Sr.

ROVER
22 Te. Edmunds
 6-2 • 210 • r-So.
20 Newsome
 5-11 • 193 • r-Jr.

RCB
3 Stroman
 6-0 • 180 • Jr.
 -OR-
36 Alexander
 6-3 • 193 • So.

LCB
31 Facyson
 6-2 • 197 • r-Jr.
36 Alexander
 6-3 • 193 • So.

WHIP
6 Reynolds
 6-0 • 183 • So.
24 Shegog
 6-2 • 213 • r-Jr.

MLB
54 Motuapuaka
 6-0 • 233 • r-Jr.
56 Huelskamp
 6-1 • 222 • r-Jr.

LOLB
49 Tr. Edmunds
 6-5 • 236 • So.
14 Beckett
 5-10 • 214 • Fr.

RDE
4 Ekanem
 6-3 • 260 • r-Sr.
94 Hill
 6-3 • 240 • r-Fr.

NT
60 Baron
 6-2 • 280 • Sr.
98 Walker
 6-2 • 282 • r-So.

DT
8 N. Williams
 6-2 • 297 • r-Sr.
97 Settle
 6-3 • 328 • r-Fr.

LDE
99 Mihota
 6-5 • 264 • r-So.
43 Dooley
 6-5 • 252 • r-Jr.

OFFENSE

WR
1 Ford
 6-2 • 195 • Jr.
15 Bradshaw
 6-1 • 202 • r-So.

LT
69 Nijman
 6-7 • 300 • So.
79 T. Smith
 6-3 • 295 • r-Fr.

LG
57 Teller
 6-5 • 308 • r-Jr.
80 Pettit
 6-3 • 298 • r-So.

C
64 Gallo
 6-2 • 295 • Jr.
61 Chung
 6-3 • 290 • r-Jr.

RG
72 Conte
 6-6 • 305 • r-Sr.
74 Pfaff
 6-5 • 293 • r-So.

RT
71 McLaughlin
 6-5 • 294 • Sr.
67 Osterloh
 6-8 • 326 • r-Jr.

WR
7 Hodges
 6-7 • 245 • r-Jr.
88 Deablo
 6-3 • 208 • Fr.

WR
5 Phillips
 6-0 • 199 • Jr.
86 Carroll
 5-8 • 167 • r-So.

RB
45 Rogers
 5-11 • 230 • Sr.
34 McMillian
 6-0 • 205 • r-So.

QB
4 Evans
 6-3 • 238 • Jr.
9 Motley
 6-4 • 230 • r-Sr.

TE
85 Cunningham
 6-2 • 236 • r-Fr.
82 Burke
 6-3 • 255 • r-Fr.

SPECIALISTS

| K | P | KR | PR | KO | H | PS | KS |
|--|--|---|---|--|--|---|---|
| 46 Slye 5-11 • 210 • Jr. 93 Johnson 6-1 • 161 • Fr. | 90 Ludwig 5-11 • 198 • r-Jr. 46 Slye 5-11 • 210 • Jr. | 3 Stroman 6-0 • 180 • Jr. -OR- 12 Murphy 5-10 • 175 • So. 23 Greene 5-10 • 196 • r-Sr. | 3 Stroman 6-0 • 180 • Jr. 86 Carroll 5-8 • 167 • r-So. 5 Phillips 6-0 • 199 • Jr. | 46 Slye 5-11 • 210 • Jr. 93 Johnson 6-1 • 161 • Fr. | 89 Bynum 6-4 • 233 • r-Fr. 86 Carroll 5-8 • 167 • r-So. | 87 Taylor 6-1 • 220 • r-Jr. 89 Bynum 6-4 • 233 • r-Fr. | 87 Taylor 6-1 • 212 • r-Jr. 89 Bynum 6-4 • 233 • r-Fr. |



JEROD EVANS
QB | JR
4 | 6'3 | 238
DALLAS, TX



BRENDEN MOTLEY
QB | R-SR
9 | 6'4 | 230
CHRISTIANSBURG, VA

| PASSING | | | | | | | | | | | RUSHING | | | | |
|---------|----|----|--------|------|-----|------|------|----|-----|-----|---------|-----|-----|-----|----|
| SEASON | GP | GS | EFFIC. | COMP | ATT | PCT. | YDS | TD | LNG | INT | ATT | YDS | AVG | LNG | TD |
| 2016 | 13 | 13 | 154.13 | 247 | 389 | 63.5 | 3303 | 27 | 62 | 7 | 182 | 759 | 4.2 | 55 | 10 |

- **Athlon ACC Newcomer of the Year**
- **Associated Press ACC Newcomer of the Year**
- **Earl Campbell Tyler Rose Award Semifinalist**
- **Davey O'Brien Award Semifinalist**
- **Manning Award Midseason Watch List**
- **Manning Award Star of the Week (9/26)**
- **Davey O'Brien Award "Great 8" performance (Week 8, Week 9)**
- Ranks third in the ACC and ninth in the Power Five with a 154.1 passer rating.
- Ranks third in the ACC with a school record 37 total offensive TDs and ranks fourth with 27 TD passes.
- His 27 TD passes are the most in a single season in program history, passing Tyrod Taylor's 24 TD passes in 2010.
- Leads the team with 759 rushing yards, trailing only Bob Schweickert's total of 839 set in 1963 for the most in a single season by a QB in program history.
- Had two rushing TDs and threw for 264 yards on 21 of 35 passing with a 26-yard TD pass vs. Clemson (12/3).
- Threw for 253 yards on 16 of 27 passing with two TD throws and a rushing TD vs. Virginia (11/26).
- Led the team with 67 rushing yards with a 23-yard TD run and threw for two TDs on 22 of 29 passing for 267 yards at Notre Dame (11/19).
- Threw for 316 yards on 32 of 45 passing and ran for 75 yards with two rushing TDs vs Georgia Tech (11/12).
- Had a team-high 83 rushing yards with a seven-yard TD run and 192 yards on 15 of 27 passing at Duke (11/5).
- Threw for a **career-high 403 yards** on 24 of 44 passing with two TD passes at Pitt (10/27).
- His 403-passing yard performance was only the second 400-yard passing game by a VT QB in the past 20 years.
- Passed for 259 yards with two passing TDs and rushed for a **career-high 98 yards** vs. Miami (10/20).
- Threw for 307 yards on 20 of 33 passing and led the team with 61 rushing yards at Syracuse (10/15).
- Had an one-yard rushing TD on a **season-high 21 attempts** two passing TDs at North Carolina (10/8).
- Threw for 282 yards on 13 of 20 passing and led the team with 97 yards on the ground, including a **career-long 55-yard TD run**, vs. East Carolina (9/24).
- Went 16 for 28 for 253 yards and five TD passes to go along with 48 yards on the ground vs. Boston College (9/17).
- Tied the program's single-game record with five TD passes first set by Bryan Randall at Syracuse (11/9/02).
- Completed 20 of 28 passes for 214 yards and TD pass vs. Tennessee (9/10).
- Set a school record with four touchdown passes for a Tech QB in his first start vs. Liberty (9/3) and also had a team-high 46 rushing yards.
- Is the only QB in Tech history to throw for at least 200 yards in his four starts.
- Tossed 118 consecutive passes without an INT - the fifth-longest streak at Tech in the past 30 seasons.
- Won the starting job after a three-way quarterback battle in training camp.
- Is the first junior college quarterback to start for the Hokies in the modern era.
- Played the last two seasons at Trinity Valley CC after beginning his career at the Air Force Academy.
- **2015 Southwest Junior College Football Conference MVP.**
- **2015 First Team SWJCFC.**

| PASSING | | | | | | | | | | | RUSHING | | | | |
|---------------|-----------|----------|---------------|------------|------------|-------------|-------------|-----------|-----------|----------|------------|------------|------------|-----------|----------|
| SEASON | GP | GS | EFFIC. | COMP | ATT | PCT. | YDS | TD | LNG | INT | ATT | YDS | AVG | LNG | TD |
| 2013 | 1 | 0 | 0.00 | 0 | 0 | 0.0 | 0 | 0 | 0 | 0 | 0 | 0 | 0.0 | 0 | 0 |
| 2014 | 4 | 0 | 80.93 | 1 | 3 | 33.3 | 17 | 0 | 17 | 0 | 14 | 72 | 5.1 | 24 | 0 |
| 2015 | 10 | 6 | 128.85 | 92 | 164 | 56.1 | 1155 | 11 | 61 | 7 | 88 | 224 | 2.5 | 22 | 3 |
| 2016 | 7 | 0 | 95.52 | 9 | 20 | 45.0 | 81 | 1 | 31 | 0 | 20 | 124 | 6.2 | 26 | 2 |
| Career | 22 | 6 | 124.52 | 102 | 187 | 54.5 | 1253 | 12 | 61 | 7 | 122 | 420 | 3.4 | 26 | 5 |

- Completed two passes, tossed a 31-yard TD and rushed five times for 32 yards vs. Virginia (11/26).
- Replaced an injured Jerod Evans in the second half and rushed seven times for 24 yards at Pitt (10/27).
- Saw reserve duty at North Carolina (10/8).
- Rushed for 68 yards on eight attempts vs. East Carolina (9/24).
- Ran the ball twice for 37 yards and had his fourth career rushing TD vs. Boston College (9/17).
- Completed five of nine passes for 31 yards vs. Liberty (9/3).



SAM ROGERS
RB | SR
45 | 5'11 | 230
MECHANICSVILLE, VA

| RUSHING | | | | | | | | RECEIVING | | | | |
|---------------|-----------|-----------|------------|------------|------------|-----------|----------|-----------|------------|-------------|-----------|----------|
| SEASON | GP | GS | ATT | YDS | AVG | LONG | TD | NO | YDS | AVG | LONG | TD |
| 2013 | 13 | 2 | 5 | 9 | 1.8 | 3 | 0 | 12 | 78 | 6.5 | 18 | 0 |
| 2014 | 13 | 6 | 32 | 140 | 4.4 | 17 | 0 | 20 | 230 | 11.5 | 26 | 1 |
| 2015 | 13 | 5 | 61 | 260 | 4.3 | 29 | 2 | 16 | 193 | 12.1 | 51 | 2 |
| 2016 | 13 | 11 | 65 | 279 | 4.3 | 32 | 2 | 22 | 287 | 13.0 | 52 | 3 |
| CAREER | 52 | 24 | 163 | 688 | 4.2 | 32 | 4 | 70 | 788 | 11.3 | 52 | 6 |

- **Pro Football Focus Second-Team All-American**
- **Pro Football Focus First-Team All-ACC**
- **Reese's Senior Bowl invitee**
- **Pro Football Focus Midseason All-American**
- **Dante Hall Award Watch List**
- **Herbie Nominee: Unsung Hero**
- Caught three passes for 36 yards vs. Clemson (12/3).
- Set **career-highs** with **15 carries**, **105 rushing yards** and **two rushing TDs** vs. Virginia (11/26).
- Rushed four times for 26 yards and caught four passes for 30 yards at Notre Dame (11/19).
- Carried the ball eight times for 22 yards at Duke (11/5).
- Caught two passes for a **career-best 72 yards** and tossed his first career TD pass for a 13-yard score to FB Steven Peoples vs. Miami (10/20).
- Caught a TD pass for the third consecutive game, a 22-yard reception, at North Carolina (10/8).
- Caught a four yard TD pass vs. Boston College (9/17).
- Caught three passes for 47 yards and a seven yard TD catch vs. Tennessee (9/10).
- Rushed for 23 yards on seven carries in the season-opener vs. Liberty (9/3).



ISAIAH FORD
WR | JR
1 | 6'2 | 195
JACKSONVILLE, FL

| RECEIVING | | | | | | | |
|---------------|-----------|-----------|------------|-------------|-------------|-----------|-----------|
| SEASON | GP | GS | NO | YDS | AVG | LONG | TD |
| 2014 | 13 | 11 | 56 | 709 | 12.7 | 33 | 6 |
| 2015 | 13 | 12 | 75 | 1164 | 15.5 | 75 | 11 |
| 2016 | 13 | 13 | 73 | 1038 | 14.2 | 53 | 7 |
| Career | 39 | 36 | 204 | 2911 | 14.3 | 75 | 24 |

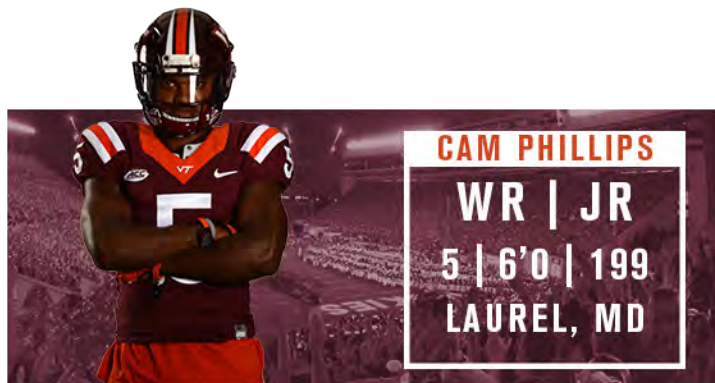
- **Athlon Sports Second-Team All-ACC**
- **Pro Football Focus Second-Team All-ACC**
- **Associated Press Second-Team All-ACC**
- **Coaches Second-Team All-ACC**
- **ACSMA Second-Team All-ACC**
- **2016 Preseason All-ACC**
- **Herbie Nominee: Best Kept Secret**
- Ranks third in the ACC with 1,038 receiving yards and is tied for seventh with seven TD catches.
- His 24 career TD catches are the most among active ACC players and are the most in Tech history, surpassing the previous mark of 22 held by Antonio Freeman.
- Ranks first in program history with 204 career receptions and 2,911 career receiving yards.
- Is the only ACC player to hold sole possession of his school's career records for receptions, receiving yards and TD catches.
- Collected 89 receiving yards on four receptions vs. Clemson (12/3).
- Hauled in four passes for 68 yards vs. Virginia (11/26).
- Led the team with 86 receiving yards and seven catches at Notre Dame (11/19).
- Caught eight passes for 85 yards with a five-yard TD catch vs Georgia Tech (11/12).
- Racked up a team-high 62 yards receiving on four catches at Duke (11/5).
- Had **10 catches** and **143 receiving yards**, both **season-highs**, with a TD reception and a career-long 26-yard rush at Pitt (10/27).
- Caught eight passes for 83 yards and had a 12-yard TD catch at Syracuse (10/15).
- Caught four passes for 117 yards and a 24-yard TD catch vs. East Carolina (9/24).
- Caught four passes for 91 yards and two TD catches for eight and 30 yards vs. Boston College (9/17).
- Caught 11 passes for 117 yards in the win vs. Liberty (9/3).
- Set a school record with 30 consecutive games with at least one reception (8/30/14-9/24/16).
- Had five straight games with a receiving TD (11/12/15-9/3/16), four straight 100-yard receiving games (11/21/15-9/3/16); both school records.
- Set the school single-season record with 11 TD catches in 2015 (Andre Davis/ Antonio Freeman, 9 TD catches).
- Set the school record for catches in a season with 75 (prev. Jarrett Boykin with 61 in 2011).
- First Virginia Tech player to have more than 1,000 receiving yards in a single season.
- Set two **career-highs** and **program bowl game records** with **12 catches** and **227 yards** receiving in the Independence Bowl vs. Tulsa (12/26/15)
- Had a **career-best three TD catches** vs. NC State (10/9/15).



TRAVON MCMILLIAN
RB | R-SO
34 | 6'0 | 205
WOODBIDGE, VA

| RUSHING | | | | | | | | RECEIVING | | | | |
|---------------|-----------|-----------|------------|-------------|------------|-----------|-----------|-----------|------------|------------|-----------|----------|
| SEASON | GP | GS | ATT | YDS | AVG | LONG | TD | NO | YDS | AVG | LONG | TD |
| 2015 | 13 | 7 | 200 | 1043 | 5.2 | 63 | 7 | 12 | 64 | 5.3 | 19 | 1 |
| 2016 | 13 | 7 | 136 | 637 | 4.7 | 69 | 6 | 10 | 112 | 11.2 | 31 | 3 |
| CAREER | 26 | 14 | 336 | 1680 | 5.0 | 69 | 13 | 22 | 176 | 8.0 | 31 | 4 |

- **Athlon Sports Preseason Third-Team Offense**
- Ranks 25th in program history with 1,680 career rushing yards.
- Had TD runs of one and 27-yards vs. Clemson (12/3).
- Caught a 31-yard TD pass vs. Virginia (11/27).
- Turned in 72 yards rushing on 15 carries and a 14-yard TD run at Duke (11/5).
- Had a **season-high 131 rushing yards** on 18 carries vs. Miami (10/20).
- Led the team with 76 rushing yards on 17 carries and a rushing TD at North Carolina (10/8).
- Caught a 13-yard TD pass vs. East Carolina (9/24).
- Posted a 15-yard TD reception and a seven-yard TD run vs. Boston College (9/17).
- Rushed for 127 yards, including a **career-long 69-yard TD run**, on 14 carries vs. Tennessee (9/10), his fourth career 100-yard rushing game.
- Had 13 carries for 39 yards vs. Liberty (9/3).
- Had 16 carries for 81 yards and two touchdowns in the Independence Bowl vs. Tulsa (12/26/15).
- Had 29 carries for a **career-high 142 yards** and two touchdowns and one catch for two yards vs. Duke (10/24/15).
- Had a **career-high 33 carries** for 105 yards at Boston College (10/31/15).



CAM PHILLIPS
WR | JR
5 | 6'0 | 199
LAUREL, MD

| RECEIVING | | | | | | | |
|---------------|-----------|-----------|------------|-------------|-------------|-----------|-----------|
| SEASON | GP | GS | NO | YDS | AVG | LONG | TD |
| 2014 | 13 | 9 | 40 | 498 | 12.5 | 36 | 3 |
| 2015 | 13 | 10 | 49 | 582 | 11.9 | 60 | 2 |
| 2016 | 13 | 12 | 70 | 868 | 12.4 | 55 | 5 |
| Career | 39 | 31 | 159 | 1948 | 12.3 | 60 | 10 |

- **Pro Football Focus Second-Team All-ACC**
- Ranks fourth in the program's record book with 159 receptions and ranks eighth with 1,948 receiving yards.
- Ranks fifth in the ACC with 868 receiving yards and is tied for seventh with 70 receptions.
- Had a **career-high 12 receptions** with 92 yards receiving vs. Clemson (12/3).
- Had a game-high 87 receiving yards with six catches and a 39-yard TD reception vs. Virginia (11/26).
- Caught six passes for 56 yards and had a 16-yard TD catch at Notre Dame (11/19).
- Had 10 catches for 82 yards vs. Georgia Tech (11/12).
- Caught six passes for a **career-high 109 yards** and had a team-high 43 rushing yards at Pitt (10/27).
- Had seven catches for 64 yards vs. Miami (10/20).
- Had three catches for 83 yards at Syracuse (10/15).
- Had 42 all-purpose yards and recorded a tackle on special teams at North Carolina (10/8).
- Caught a 55-yard TD, blocked a punt and was credited with a half sack on a fake punt attempt vs. East Carolina (9/24).
- Had seven receptions for 77 yards vs. Tennessee (9/10).
- Caught five passes for 53 yards with a 23-yard TD in the season-opener vs. Liberty (9/3).



C.J. CARROLL
WR | R-SO
86 | 5'6 | 167
OLNEY, MD

| RECEIVING | | | | | | | |
|---------------|-----------|----------|-----------|------------|-------------|-----------|----------|
| SEASON | GP | GS | NO | YDS | AVG | LONG | TD |
| 2015 | 2 | 0 | 0 | 0 | 0 | 0 | 0 |
| 2016 | 13 | 1 | 18 | 258 | 14.3 | 62 | 0 |
| Career | 15 | 1 | 18 | 258 | 14.3 | 62 | 0 |

- Had three receptions with a **career-high 80 receiving yards** in his first career start at Notre Dame (11/19).
- Caught a **career-best five catches** and 65 receiving yards vs. Georgia Tech (11/12).
- Racked up 27 receiving yards on three catches at Duke (11/5).
- Had two catches and 33 receiving yards at Syracuse (10/15).
- Had 39 yards receiving including a 27-yard reception vs. Boston College (9/17).
- Rushed for 24 yards on two attempts and collected his first career catches vs. Liberty (9/3).
- Appeared in games vs. Furman (9/12/15) and at Purdue (9/19/15).
- Redshirted and worked on the scout team as a freshman.



BUCKY HODGES
TE | R-JR
7 | 6'7 | 245
VIRGINIA BEACH, VA

| RECEIVING | | | | | | | |
|---------------|-----------|-----------|------------|-------------|-------------|-----------|-----------|
| SEASON | GP | GS | NO | YDS | AVG | LONG | TD |
| 2014 | 13 | 10 | 45 | 526 | 11.7 | 50 | 7 |
| 2015 | 13 | 13 | 40 | 530 | 13.3 | 46 | 6 |
| 2016 | 13 | 13 | 43 | 640 | 14.9 | 42 | 7 |
| Career | 39 | 36 | 128 | 1696 | 13.3 | 50 | 20 |

- **Coaches Third-Team All-ACC**
- **ACSMA Third-Team All-ACC**
- **Mackey Award Semifinalist**
- **Mackey Award Midseason TE of the Week Honorable Mention (11/2)**
- **Mackey Award Midseason Watch List**
- **Athlon Sports Preseason Second-Team Offense**
- Ranks fifth in program history with 128 receptions, ranks 12th with 1,696 receiving yards and ranks third with 20 career TD catches.
- Has started in 28 consecutive games, the longest active streak on the offense.
- Had one catch for 42 yards vs. Clemson (12/3).
- Had four catches for 69 yards and season-long 42-yard TD catch vs. Virginia (11/26).
- Caught a seven-yard TD pass at Notre Dame (11/19).
- Caught two passes for 24 yards at Duke (11/5).
- Had six receptions and a **career-high 145 receiving yards** at Pitt (10/27).
- Caught a **career-high seven passes** for 66 yards and had two TD grabs vs. Miami (10/20).
- Had 79 receiving yards on five catches and had a 10-yard TD reception at Syracuse (10/15).
- Caught a game-long 28 yard pass at North Carolina (10/8).
- Caught two passes for 47 yards vs. East Carolina (9/24).
- Had four receptions for 48 yards vs. Boston College (9/17).
- Had three catches and four rushes for 22 yards vs. Tennessee (9/10), becoming the program's all-time tight end leader with 91 receptions.
- Registered his third career multi-TD receiving game with scoring grabs of 18 and 20 yards vs. Liberty (9/3).
- Set a **career-high with three touchdown catches** vs. Duke (10/24/15).



CHRIS CUNNINGHAM
TE | R-FR
85 | 6'2 | 236
JACKSONVILLE, FL

| RECEIVING | | | | | | | |
|-----------|----|----|----|-----|-----|------|----|
| SEASON | GP | GS | NO | YDS | AVG | LONG | TD |
| 2016 | 11 | 1 | 5 | 43 | 8.6 | 13 | 3 |

- Caught an 11-yard TD pass at Pitt (10/27).
- Hauled in an 11-yard reception vs. Miami (10/20).
- Caught a two-point conversion at Syracuse (10/15).
- Had a one-yard TD catch at North Carolina (10/8).
- Had one reception for 13 yards vs. East Carolina (9/24).
- Caught his first career pass, a seven-yard TD reception, vs. Boston College (9/17).
- Saw duty at TE in his first career game vs. Liberty (9/3).
- Redshirted as a true freshman.
- Ranked as the No. 11 tight end in the country and the No. 104 player in his state by ESPN Recruiting Nation.
- Ranked as the No. 53 tight end in the country by 247Sports.
- Listed as the No. 45 tight end in the country by Scout.
- Majoring in property management.



MITCHELL LUDWIG
P | R-JR
90 | 5'11 | 198
ABINGDON, VA

| PUNTING | | | | | | | | | |
|---------|-------|-----|-------|------|------|----|----|------|-----|
| SEASON | GAMES | NO. | YDS | AVG | LONG | TB | FC | I-20 | 50+ |
| 2016 | 13 | 62 | 2,403 | 38.8 | 61 | 2 | 28 | 26 | 10 |

- Booted a 60-yard punt and completed his first career pass for 20 yards on a fake punt vs. Clemson (12/3).
- Went over 2,000 punting yards and placed two punts inside the 20 at Notre Dame (11/19).
- Placed three punts inside the 20 at Pitt (10/27).
- Averaged a **season-best 47.6 yards per punt**, booted a **career-long 61 yard punt** and placed four balls inside the 20 vs. Miami (10/20).
- Averaged 41.6 yards per punt and placed two punt inside the 20 yard line at Syracuse (10/15).
- Had a career-long 58-yard punt with one touchback at North Carolina (10/8).
- Placed three punts inside the 20 vs. East Carolina (9/24).
- Punted four balls inside the 20-yard line vs. Boston College (9/17).
- Booted a 43-yard punt with two fair catches vs. No. 17 Tennessee (9/10).
- Averaged 39 yards per punt including a 52-yarder in his first game as a punter vs. Liberty (9/3).
- Did not see playing time last season.
- Joined the program as an invited walk-on.



JOEY SLYE
K | JR
46 | 5'11 | 210
STAFFORD, VA

| FIELD GOALS | | | | | | | | | | | | X-PTS | POINTS |
|-------------|-------|---------|------|------|-------|-------|-------|-----|-----|------|---------|-------|--------|
| SEASON | GAMES | MDE-ATT | PCT | 1-19 | 20-29 | 30-39 | 40-49 | 50+ | LNG | BLKD | MDE-ATT | | |
| 2014 | 13 | 20-28 | 71.4 | 0-0 | 10-10 | 6-8 | 4-6 | 0-4 | 49 | 2 | 33-34 | 93 | |
| 2015 | 13 | 23-30 | 76.7 | 0-0 | 2-2 | 8-9 | 13-16 | 0-3 | 48 | 0 | 41-42 | 110 | |
| 2016 | 13 | 20-26 | 76.9 | 0-0 | 12-12 | 7-8 | 1-5 | 0-1 | 47 | 1 | 53-54 | 113 | |
| Career | 39 | 63-84 | 75.0 | 0-0 | 24-24 | 21-25 | 18-27 | 0-8 | 49 | 3 | 127-130 | 316 | |

- Coaches First-Team All-ACC**
- ACSMA Third-Team All-ACC**
- Sports on Earth All-ACC**
- Lou Groza Award Preseason Watch List**
- 2015 Lou Groza Award Semifinalist**
- Owens 63 made FGs, putting him five shy of tying Shayne Graham's school record of 68.
- Ranks third on the school's all-time scoring list with 316 career points.
- Has made 53 PATs, three shy of tying the program's single season record of 56 held by Shayne Graham (1999) and Carter Warley (2000).
- Ranks first among ACC kickers in scoring with 113 points.
- Went 2 for 2 on FGs, including the go-ahead FG from 20 yards, at Notre Dame (11/19).
- Set **career-highs** with **six made FGs** and **21 points**, a program single-game record, at Pitt (10/27).
- His six made FGs at Pitt tied an ACC and program single game record.
- Went 3 for 4 on FGs, including a season-long 47 yarder, and 4 for 4 on PATs vs. Miami (10/20).
- Booted a 26 yard FG at Syracuse (10/15).
- Was 2 for 2 on FGs and 4 for 4 on extra points at North Carolina (10/8).
- Kicked a 20-field field goal and converted seven extra points, **matching his career-high** for the third time, vs. East Carolina (9/24).
- Went seven for seven on extra points vs. Boston College (9/17).
- Hit a 26-yard field goal and three PATs vs. Tennessee (9/10)
- Went two for three on field goals and four for four on extra points in the season-opening win vs. Liberty (9/3).
- Went two of two on field goals and a **career-best seven-of-seven on extra points** in the Independence Bowl vs. Tulsa (12/16/15).



MARSHAWN WILLIAMS
RB | R-SO
42 | 6'0 | 227
HAMPTON, VA

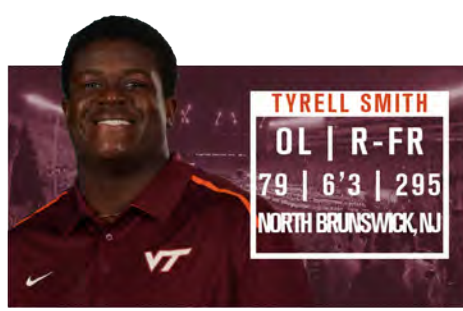
| RUSHING | | | | | | | RECEIVING | | | | | |
|---------------|-----------|----------|------------|------------|------------|-----------|-----------|----------|-----------|------------|-----------|----------|
| SEASON | GP | GS | ATT | YDS | AVG | LONG | TD | NO | YDS | AVG | LONG | TD |
| 2014 | 9 | 8 | 124 | 475 | 3.8 | 42 | 4 | 4 | 18 | 4.5 | 14 | 0 |
| 2016 | 9 | 0 | 59 | 244 | 4.1 | 19 | 2 | 1 | 2 | 2.0 | 2 | 0 |
| CAREER | 18 | 8 | 183 | 719 | 3.9 | 42 | 6 | 5 | 20 | 4.0 | 14 | 0 |

- Is out for the remainder of the season with a knee injury suffered at Notre Dame (11/19).
- Had eight carries for 28 yards at Notre Dame (11/19).
- Had a two-yard TD run at Pitt (10/27).
- Carried the ball six times for 28 yards vs. Miami (10/20).
- Rushed five times for 23 yards at Syracuse (10/15).
- Had 10 carries for 30 yards at North Carolina (10/8).
- Registered a six-yard TD run, his first since 2014, vs. East Carolina (9/24).
- Had 15 carries for 81 yards in his first appearance of the season vs. Boston College (9/17).
- Sat out 2015 as a redshirt.
- Rushed for a **career-best 119 yards** on 14 carries vs. Western Michigan (9/27/14).



| SEASON | GP | GS |
|---------------|-----------|-----------|
| 2015 | 12 | 0 |
| 2016 | 13 | 13 |
| Career | 25 | 13 |

- Made his 13th straight start at left tackle vs. Clemson (12/3).
- Started at left tackle vs. Tennessee (9/10).
- Registered his first-career start at left tackle vs. Liberty (9/3).
- Appeared in 12 games as a freshman.
- His parents are originally from Suriname, a country in South America.
- Was a top-flight shot put competitor at Columbia High School.



| SEASON | GP | GS |
|--------|----|----|
| 2016 | 13 | 0 |

- Spent last season redshirting.
- A 2013 All-New Jersey second-team selection.
- A first-team all-state selection by the Star-Ledger following his senior season.
- A second-team all-state choice by MSG Varsity as a senior.
- Listed as the No. 27 prospect in New Jersey by Rivals coming out of high school.



| SEASON | GP | GS |
|---------------|-----------|----------|
| 2015 | 1 | 0 |
| 2016 | 13 | 3 |
| Career | 14 | 3 |

- Started at tight end wearing No. 90 vs. Virginia (11/26).
- Saw time at tight end wearing No. 80 at Notre Dame (11/19).
- Started at left guard vs. Tennessee (9/10).
- Registered his first career start at left guard vs. Liberty (9/3).
- Redshirted as a true freshman.
- Dressed for several games early on but sustained an injury in practice the week of the Georgia Tech game.
- Later underwent season-ending surgery on his left shoulder.
- Majoring in consumer studies.



| SEASON | GP | GS |
|---------------|-----------|-----------|
| 2014 | 13 | 6 |
| 2015 | 13 | 12 |
| 2016 | 13 | 11 |
| Career | 39 | 29 |

- *Pro Football Focus First-Team All-ACC*
- *Coaches Honorable Mention All-ACC*
- *ACSMA Honorable Mention All-ACC*
- *Pro Football Focus National Guard of the Week*
- *Athlon Sports ACC Preseason Third-Team Offense*
- First start of the season came at left guard vs. Boston College (9/17).
- Played in all 13 games with 12 starts at left guard as a sophomore.



| SEASON | GP | GS |
|---------------|-----------|-----------|
| 2014 | 3 | 0 |
| 2015 | 13 | 13 |
| 2016 | 12 | 11 |
| Career | 28 | 24 |

- Started and played 13 games at center in 2015.
- Majoring in finance.



| SEASON | GP | GS |
|---------------|-----------|----------|
| 2014 | 1 | 0 |
| 2015 | 4 | 1 |
| 2016 | 6 | 2 |
| Career | 11 | 3 |

- Saw time at guard at Notre Dame (11/19).
- Appeared at guard in the win at Duke (11/5).
- Made his second consecutive start at center vs. Boston College (9/17).
- Started at center vs. Tennessee (9/10)
- Made first career start vs. NC State (10/9/15).
- Father, Eugene, was an All-American offensive lineman at Virginia Tech and an NFL player who now coaches in the NFL with the Philadelphia Eagles



AUGIE CONTE
OL | R-SR
72 | 6'6 | 305
RICHMOND, VA

| SEASON | GP | GS |
|---------------|-----------|-----------|
| 2013 | 5 | 0 |
| 2014 | 13 | 10 |
| 2015 | 13 | 13 |
| 2016 | 13 | 13 |
| Career | 44 | 36 |

- **Coaches Third-Team All-ACC**
- **ACSMA Third-Team All-ACC**
- Has started in 26 consecutive games, tied for the second-longest streak on the offense.
- Started and played in all 13 games at right guard in 2015.



BRAXTON PFAFF
OL | R-SO
74 | 6'5 | 293
LYNCHBURG, VA

| SEASON | GP | GS |
|---------------|-----------|----------|
| 2014 | 1 | 0 |
| 2015 | 2 | 0 |
| 2016 | 9 | 0 |
| Career | 12 | 0 |

- Played in the first seven games of the season
- Saw the field in the win vs. Liberty (9/3)
- Played in two games in 2015.



JON MCLAUGHLIN
OL | SR
71 | 6'5 | 294
MAUDLIN, SC

| SEASON | GP | GS |
|---------------|-----------|-----------|
| 2013 | 13 | 13 |
| 2014 | 9 | 9 |
| 2015 | 13 | 13 |
| 2016 | 13 | 13 |
| Career | 48 | 48 |

- **Coaches Third-Team All-ACC**
- **ACSMA Third Team All-ACC**
- **Athlon Sports ACC Preseason Fourth-Team Offense**
- Has started all 13 games at right tackle this season.
- His 48 career starts are the most on the team.
- Has started in 26 consecutive games on the offensive line dating back to last season, tied for the second-longest streak on the offense.
- Started and played all 13 games at left tackle in 2015.



PARKER OSTERLOH
OL | R-JR
67 | 6'8 | 326
WILLIAMSBURG, VA

| SEASON | GP | GS |
|---------------|-----------|----------|
| 2014 | 5 | 0 |
| 2015 | 12 | 0 |
| 2016 | 8 | 0 |
| Career | 25 | 0 |

- Has seen the field in the last six games.
- Played in 12 games last season.
- Appeared on special teams in six games.



GREG STROMAN
DB | JR
3 | 6'0 | 180
BRISTOW, VA



BRANDON FACYSON
CB | R-JR
31 | 6'2 | 197
NEWMAN, GA

| SEASON | TACKLES | | | | | | SACKS | PASS DEFENSE | | | PUNT RETURNS | | | | |
|---------------|-----------|-----------|-----------|-----------|-----------|--------------|--------------|--------------|-----------|-----------|--------------|------------|------------|----------|-----------|
| | GP | GS | UA | A | TTL | TFL-YDS | | NO-YDS | INT | BU | PD | NO. | YDS | AVG | TD |
| 2014 | 13 | 1 | 2 | 1 | 3 | 0.0-0 | 0.0-0 | 0 | 1 | 1 | 36 | 249 | 6.9 | 0 | 38 |
| 2015 | 13 | 6 | 16 | 8 | 24 | 0.5-1 | 0.0-0 | 2 | 5 | 7 | 31 | 241 | 7.8 | 1 | 67 |
| 2016 | 10 | 9 | 7 | 6 | 13 | 0.0-0 | 0.0-0 | 3 | 10 | 13 | 25 | 221 | 8.8 | 1 | 87 |
| Career | 36 | 16 | 25 | 15 | 40 | 0.5-1 | 0.0-0 | 5 | 16 | 21 | 92 | 711 | 7.7 | 2 | 87 |

| SEASON | TACKLES | | | | | | SACKS | PASS DEFENSE | | |
|---------------|-----------|-----------|-----------|-----------|------------|---------------|--------------|--------------|-----------|-----------|
| | GP | GS | UA | A | TTL | TFL-YDS | | NO-YDS | INT | BU |
| 2013 | 12 | 9 | 20 | 7 | 27 | 2.0-8 | 0.0-0 | 5 | 8 | 13 |
| 2014 | 3 | 3 | 5 | 1 | 6 | 0.0-0 | 0.0-0 | 0 | 5 | 5 |
| 2015 | 13 | 10 | 20 | 11 | 31 | 1.0-1 | 0.0-0 | 0 | 10 | 10 |
| 2016 | 13 | 13 | 25 | 13 | 38 | 4.0-15 | 0.0-0 | 0 | 11 | 11 |
| Career | 41 | 35 | 70 | 32 | 102 | 7.0-24 | 0.0-0 | 5 | 34 | 39 |

- **Coaches Second-Team All-ACC (Defense)**
- **Coaches Honorable Mention All-ACC (Specialist)**
- **AC SMA Third Team All-ACC**
- **Midseason ESPN.com All-ACC**
- One of two FBS players (Adoree Jackson, USC; Darius Phillips, Western Michigan) with 450+ KO return yards, 200+ punt return yards and three or more INTs.
- Leads all ACC corners with a 42.4 PD per target rating and a 30.3 receptions against percentage.
- Leads the ACC with 25 punt returns and ranks fourth with 221 punt return yards.
- Ranks 24th in the FBS with 681 combined punt/KO return yards.
- Tied for second in the ACC with 13 passes defended and is tied for fifth with three INTs.
- Had two tackles and two PBUs in his first game since Nov. 5 vs. Clemson (12/3).
- DNP vs. Georgia Tech (11/12), at Notre Dame (11/19) and vs. Virginia (11/26) due to an ankle injury.
- Blocked a 30-yard FG attempt that was returned by CB Adonis Alexander for a 75-yard TD at Duke (11/5).
- Picked up a tackle and two pass breakups at Pitt (10/27).
- Had two tackles, a pass breakup and 90 KO return yards at Syracuse (10/15).
- Attempted the first two punts of his career to go along with an INT and a **career-best three pass breakups** at North Carolina (10/8).
- Returned a punt **87 yards** for a TD, a **career-long** the third-longest in program history, and had a pass breakup vs. East Carolina (9/24).
- Averaged 21.2 yards per kick on returns vs. Tennessee (9/10).
- Set a **career-high** with **two interceptions** and had three passes defended vs. Liberty (9/3).
- Set a career-high with **132 punt return yards** in the Independence Bowl vs. Tulsa (12/21/15).
- Returned a **career-high of five punt returns** with four tackles in his start at Purdue (9/19/15).

- **Athlon Sports ACC Preseason Fourth-Team Defense**
- **2013 Third-Team All-ACC**
- Tied for ninth in the ACC with 11 PDs.
- Had two tackles, one TFL and three PBUs vs. Virginia (11/26).
- Was in on a TFL vs. Georgia Tech (11/12).
- Had five tackles and a pass breakup at Duke (11/5).
- **Matched his career-high of five tackles** for a third time and had a TFL at Pitt (10/27).
- Had two tackles and forced a fumble vs. Miami (10/20).
- Tallied three tackles and two pass breakups at Syracuse (10/15).
- Had 0.5 TFL and forced a fumble at North Carolina (10/8).
- Tallied four tackles, a TFL and three pass breakups vs. Boston College (9/17).
- Had two tackles vs. Tennessee (9/10).
- Broke up two passes and had three tackles vs. Liberty (9/3).
- Collected two tackles, a pass breakup and pass defended vs. Ohio State (9/7/15).
- Made three tackles with a breakup and pass defended vs. Pittsburgh (10/3/15).
- Set **career-highs** with **four pass breakups** and **four passes defended** vs. NC State (10/9/15).



CURTIS WILLIAMS
CB | R-JR
28 | 5'9 | 176
AMELIA, VA

| SEASON | TACKLES | | | | | | SACKS | PASS DEFENSE | | |
|---------------|-----------|----------|----------|----------|----------|--------------|--------------|--------------|----------|----------|
| | GP | GS | UA | A | TTL | TFL-YDS | | NO-YDS | INT | BU |
| 2014 | 0 | 0 | 0 | 0 | 0 | 0 | 0 | 0 | 0 | 0 |
| 2015 | 1 | 0 | 0 | 0 | 0 | 0 | 0 | 0 | 0 | 0 |
| 2016 | 12 | 0 | 1 | 3 | 4 | 0.5-0 | 0.0-0 | 0 | 0 | 0 |
| Career | 13 | 0 | 1 | 3 | 4 | 0.5-0 | 0.0-0 | 0 | 0 | 0 |

- Posted a tackle and 0.5 TFL, the first of his career, vs. Virginia (11/26).
- Had a tackle on special teams at Pitt (10/27).
- Recorded two tackles, the first of his career, vs. Boston College (9/17).
- Saw first action of the season and a fielded a punt vs. Liberty (9/3).



CHUCK CLARK
DB | SR
19 | 6'0 | 205
SUFFOLK, VA



TERRELL EDMUNDS
ROV | R-SO
22 | 6'2 | 210
DANVILLE, VA

| SEASON | TACKLES | | | | | | NO-YDS | PASS DEFENSE | | |
|---------------|-----------|-----------|------------|------------|------------|----------------|---------------|--------------|-----------|-----------|
| | GP | GS | UA | A | TTL | TFL-YDS | | INT | BU | PD |
| 2013 | 12 | 2 | 8 | 14 | 22 | 0.0-0 | 0.0-0 | 0 | 0 | 0 |
| 2014 | 13 | 11 | 50 | 23 | 73 | 8.5-21 | 1.5-9 | 1 | 11 | 12 |
| 2015 | 13 | 13 | 65 | 42 | 107 | 3.0-10 | 1.0-8 | 1 | 8 | 9 |
| 2016 | 13 | 13 | 47 | 38 | 85 | 2.5-5 | 0.0-0 | 0 | 2 | 2 |
| Career | 51 | 39 | 170 | 117 | 287 | 14.0-36 | 2.5-17 | 2 | 21 | 23 |

- **Pro Football Focus First-Team All-ACC**
- **ACSMA Honorable Mention All-ACC**
- **Bednarik Award Preseason Watch List**
- **Athlon Sports ACC Preseason Third Team Defense**
- **Reese's Senior Bowl Watch List**
- Ranks third on the team with 85 tackles (47 solo).
- Had eight tackles and five solo stops vs. Clemson (12/3).
- Had three tackles and 24 return yards off an INT caught by CB Adonis Alexander vs. Virginia (11/26)
- Tallied eight total tackles and 0.5 TFL at Duke (11/5).
- Had seven total tackles and a TFL at Pitt (10/27).
- Ranked second on the team with nine total tackles vs. Miami (10/20).
- Recorded seven total tackles at Syracuse (10/15).
- Had three total tackles and a TFL at North Carolina (10/8).
- Had a team-best 11 tackles and a pass defended vs. East Carolina (9/24).
- Forced the first fumble of his career vs. Boston College (9/17).
- Registered his eighth straight game of five tackles or more after tallying eight vs. Tennessee (9/10).
- Tied for the team-high with seven total tackles vs. Liberty (9/3).
- Registered a **career-high** of **13 tackles** vs. Furman (9/12/15).
- Made six tackles with a **career-high three passes defended** at Boston College (10/31/15).

| SEASON | TACKLES | | | | | | NO-YDS | PASS DEFENSE | | |
|---------------|-----------|-----------|-----------|-----------|------------|--------------|--------------|--------------|-----------|-----------|
| | GP | GS | UA | A | TTL | TFL-YDS | | INT | BU | PD |
| 2015 | 13 | 8 | 16 | 18 | 34 | 1.5-2 | 0.0-0 | 0 | 7 | 7 |
| 2016 | 13 | 12 | 45 | 39 | 84 | 2.5-4 | 0.0-0 | 3 | 3 | 6 |
| Career | 26 | 20 | 61 | 57 | 118 | 4.0-6 | 0.0-0 | 3 | 10 | 13 |

- **Coaches Honorable Mention All-ACC**
- **ESPN.com All-ACC**
- **ACSMA Honorable Mention All-ACC**
- **ACC Defensive Back of the Week (10/24).**
- Tied for sixth in the ACC with three INTs.
- Led the team with 12 total tackles and had a 20-yard reception, the first of his career, on a fake punt from P Mitchell Ludwig vs. Clemson (12/3).
- Tallied three tackles vs. Virginia (11/26).
- Had eight total tackles at Notre Dame (11/19).
- Led the team with a **career-high 14 total tackles** at Duke (11/5).
- Led the team with 10 tackles to go along with a TFL and PB at Pitt (10/27).
- Had an INT and seven tackles vs. Miami (10/20).
- Had two tackles and his second INT of the season at Syracuse (10/15).
- Tallied four tackles, a pass breakup and recovered a fumble at East Carolina (10/8).
- Ranks third on the team with 24 tackles (11 solo).
- Posted eight tackles and 0.5 TFL vs. East Carolina (9/24).
- Had four tackles vs. Boston College (9/17).
- Racked up seven tackles with a pass breakup vs. Tennessee (9/10).
- Tallied his first career interception and had five tackles vs. Liberty (9/3).



KEN EKANEM
DE | R-SR
4 | 6'3 | 260
CENTREVILLE, VA

| SEASON | TACKLES | | | | | | SACKS | | PASS DEFENSE | | | |
|---------------|-----------|-----------|-----------|-----------|------------|-----------------|-----------------|----------|--------------|----------|-----------|--|
| | GP | GS | UA | A | TTL | TFL-YDS | NO-YDS | INT | BU | PD | QBH | |
| 2013 | 11 | 0 | 1 | 2 | 3 | 0.0-0 | 0.0-0 | 0 | 0 | 0 | 0 | |
| 2014 | 13 | 13 | 26 | 27 | 53 | 14.5-83 | 9.5-72 | 0 | 1 | 1 | 19 | |
| 2015 | 13 | 13 | 18 | 21 | 39 | 9.5-38 | 4.5-18 | 0 | 3 | 3 | 6 | |
| 2016 | 12 | 12 | 19 | 16 | 35 | 9.0-39 | 6.5-35 | 0 | 2 | 2 | 11 | |
| Career | 49 | 38 | 64 | 66 | 130 | 33.0-160 | 20.5-125 | 0 | 6 | 6 | 36 | |

- **Coaches Honorable Mention All-ACC**
- **ACSMAs Honorable Mention All-ACC**
- **Athlon Sports Preseason Second-Team Defense**
- **Reese's Senior Bowl Watch List**
- **ACC Defensive Player of the Week (9/26).**
- Had four tackles and 0.5 TFL vs. Clemson (12/3).
- Had two tackles, a sack and three QBH vs. Virginia (11/26).
- Registered six tackles, two TFL and one sack at Notre Dame (11/19).
- Had two tackles and a QB hurry vs. Georgia Tech (11/12).
- Did not play due to injury vs. Miami (10/20).
- Tallied a pass breakup at North Carolina (10/8).
- Had 2.0 sacks, five total tackles and two QB hurries vs. East Carolina (9/24).
- Posted three tackles, a TFL and two QB hurries vs. Boston College (9/17).
- Had 1.5 sacks and a broke up a pass vs. Tennessee (9/10).
- Turned in four tackles, a QB hurry and a sack vs. Liberty (9/3).
- Posted a **career-high nine tackles** with 2.5 tackles for loss, 1.5 sacks and one pass defended vs. NC State (10/9/15).
- Tallied a **career-high three sacks** vs. North Carolina (10/4/14).
- **Career-high 3.5 tackles for loss** came vs. East Carolina (9/13/14)



TREVON HILL
DE | R-FR
94 | 6'3 | 240
VIRGINIA BEACH, VA

| SEASON | TACKLES | | | | | | SACKS | | PASS DEFENSE | | | |
|--------|---------|----|----|----|-----|---------|--------|-----|--------------|----|-----|--|
| | GP | GS | UA | A | TTL | TFL-YDS | NO-YDS | INT | BU | PD | QBH | |
| 2016 | 13 | 1 | 14 | 19 | 33 | 5.0-18 | 1.5-9 | 0 | 0 | 0 | 4 | |

- Picked up two tackles and a QBH vs. Clemson (12/3).
- Tallied two tackles vs. Virginia (11/26).
- Posted three tackles and 0.5 TFL at Notre Dame (11/19).
- Had 0.5 TFL vs. Georgia Tech (11/12).
- Racked up a **career-best six total tackles** at Duke (11/5).
- Registered 1.5 sacks in his first career start vs. Miami (10/20).
- Had four total tackles at Syracuse (10/15).
- Set a **career-high** with 2.0 TFL vs. East Carolina (9/24).
- Had two tackles and 0.5 TFL, the first of his career, vs. Boston College (9/17).
- Posted two tackles and a QB hurry in his Tech debut vs. Liberty (9/3).



VINNY MIHOTA
DL | R-SO
99 | 6'5 | 264
FREDERICKSBURG, VA

| SEASON | TACKLES | | | | | | SACKS | | PASS DEFENSE | | | |
|---------------|-----------|-----------|-----------|-----------|-----------|---------------|---------------|----------|--------------|----------|----------|--|
| | GP | GS | UA | A | TTL | TFL-YDS | NO-YDS | INT | BU | PD | QBH | |
| 2014 | 0 | 0 | 0 | 0 | 0 | 0 | 0 | 0 | 0 | 0 | 0 | |
| 2015 | 12 | 1 | 4 | 8 | 12 | 2.5-9 | 1.0-5 | 0 | 0 | 0 | 0 | |
| 2016 | 13 | 13 | 20 | 23 | 43 | 7.0-23 | 2.0-16 | 0 | 3 | 3 | 3 | |
| Career | 25 | 14 | 24 | 31 | 55 | 9.5-32 | 3.0-21 | 0 | 3 | 3 | 3 | |

- Posted two tackles and a **career-high two PBUs** vs. Clemson (12/3).
- Recorded his first PBU vs. Virginia (11/26).
- Had a **career-high 10 tackles** vs. Georgia Tech (11/12).
- Racked up four tackles and 0.5 TFL at Pitt (10/27).
- Had a **career-high 2.5 TFL** and 2.0 sacks vs. Miami (10/20).
- Tallied six total tackles, 1.5 TFL and blocked a FG attempt at Syracuse (10/15).
- Posted 2.0 TFL at North Carolina (10/8).
- Had two tackles and 0.5 TFL vs. Boston College (9/17).
- Recorded four tackles and two QB hurries vs. Liberty (9/3).
- His older brother, Anthony, was a starting center for Virginia's football team



MOOK REYNOLDS
FS | SOPH
6 | 6'0 | 183
GREENSBORO, NC

| SEASON | TACKLES | | | | | TFL-YDS | NO-YDS | PASS DEFENSE | | |
|---------------|-----------|-----------|-----------|-----------|-----------|----------------|--------------|--------------|----------|----------|
| | GP | GS | UA | A | TTL | | | INT | BU | PD |
| 2015 | 13 | 2 | 20 | 10 | 30 | 4.0-17 | 0.0-0 | 0 | 1 | 1 |
| 2016 | 13 | 13 | 31 | 28 | 59 | 6.5-21 | 0.0-0 | 2 | 5 | 7 |
| Career | 26 | 15 | 51 | 38 | 89 | 10.5-38 | 0.0-0 | 2 | 6 | 8 |

- Racked up five tackles and 0.5 TFL vs. Clemson (12/3).
- Had four tackles, a TFL and his first-career forced fumble vs. Virginia (11/26).
- Had five total tackles and 1.5 TFL at Notre Dame (11/19).
- Racked up five total tackles vs. Georgia Tech (11/12).
- Had seven tackles, two PBs and a QB hurry at Duke (11/5).
- Tallied six tackles, a TFL and an INT at Pitt (10/27).
- Ranked second on the team with nine total tackles and has a pass breakup at Syracuse (10/15).
- Posted three total tackles vs. Miami (10/20).
- Tallied two tackles and a TFL at North Carolina (10/8).
- Had three total tackles and a QB hurry vs. East Carolina (9/24).
- Turned in four tackles and 0.5 TFL vs. Boston College (9/17).
- Had a TFL and his first career interception vs. Tennessee (9/10).
- Matched the team-lead with two pass breakups vs. Liberty (9/3).
- Had two tackles and recovered a fumble in his collegiate debut vs. Ohio State (9/7/15),
- Had a **career-best 2.0 tackles for loss** vs. NC State (10/9/15).
- Made a **career-high nine tackles** in the Independence Bowl vs. Tulsa (12/26/15).



ADONIS ALEXANDER
CB | SOPH
36 | 6'3 | 193
CHARLOTTE, NC

| SEASON | TACKLES | | | | | TFL-YDS | NO-YDS | PASS DEFENSE | | |
|---------------|-----------|-----------|-----------|-----------|-----------|--------------|--------------|--------------|-----------|-----------|
| | GP | GS | UA | A | TTL | | | INT | BU | PD |
| 2015 | 12 | 8 | 37 | 18 | 55 | 0.5-1 | 0.0-0 | 4 | 6 | 10 |
| 2016 | 12 | 4 | 29 | 13 | 42 | 2.0-5 | 0.0-0 | 2 | 7 | 9 |
| Career | 24 | 12 | 66 | 31 | 97 | 2.5-6 | 0.0-0 | 6 | 13 | 19 |

- Had seven tackles with a TFL and a PBU vs. Clemson (12/3).
- Racked up four tackles, a QBH and an INT vs. Virginia (11/26).
- **Tied his career-high with nine tackles** and tallied a PBU at Notre Dame (11/19).
- Had a tackle and a PBU in his first start of the season vs. Georgia Tech (11/12).
- Returned a blocked FG for a 75-yard TD to go along with three tackles and a PB at Duke (11/5).
- Had four tackles, including three solo stops, at Pitt (10/27).
- Tallied three total tackles, a pass defended and recovered a blocked FG vs. East Carolina (9/24).
- Had four tackles, two passes defended and his first interception of the season vs. Boston College (9/17).
- Posted two tackles in his first appearance of the season vs. Tennessee (9/10).
- Picked off a pass and tallied a **career-high three passes defended** vs. Virginia (11/28/15).



ANDREW MOTUAPUAKA
LB | R-JR
54 | 6'0 | 233
VIRGINIA BEACH, VA

| SEASON | TACKLES | | | | | TFL-YDS | NO-YDS | PASS DEFENSE | | |
|---------------|-----------|-----------|------------|------------|------------|----------------|---------------|--------------|----------|-----------|
| | GP | GS | UA | A | TTL | | | INT | BU | PD |
| 2014 | 12 | 4 | 27 | 27 | 54 | 4.0-11 | 2.0-8 | 0 | 0 | 0 |
| 2015 | 11 | 11 | 41 | 32 | 73 | 11.5-49 | 4.0-39 | 1 | 3 | 4 |
| 2016 | 13 | 13 | 49 | 57 | 106 | 5.0-18 | 2.0-11 | 3 | 4 | 7 |
| Career | 36 | 28 | 117 | 116 | 233 | 20.5-78 | 8.0-58 | 4 | 7 | 11 |

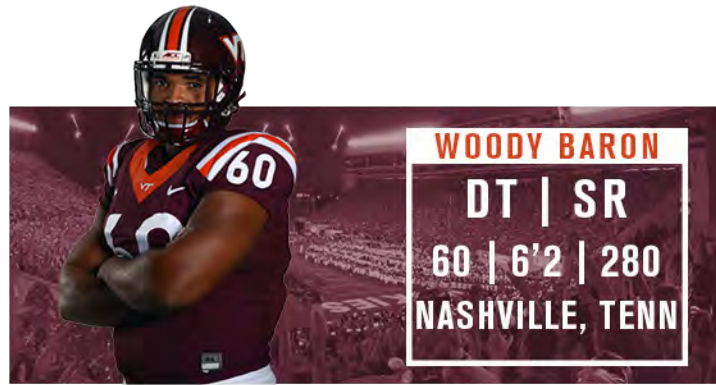
- **Coaches Second-Team All-ACC**
- **Pro Football Focus Second-Team All-ACC**
- **ACSMA Third-Team All-ACC**
- **ACC Linebacker of the Week (11/28)**
- **Pro Football Focus National Team of the Week (10/11).**
- Leads the team and ranks 13th in the ACC with 106 total tackles (49 solo).
- Had four tackles and an INT vs. Clemson (12/3).
- Posted six tackles, an INT and a fumble recovery returned 70 yards for a TD vs. Virginia (11/26).
- Had a team-high 11 total tackles at Notre Dame (11/19).
- Led the team with 14 tackles and had a sack vs. Georgia Tech (11/12).
- Racked up eight tackles and 0.5 TFL at Duke (11/5).
- Registered four tackles, 0.5 TFL and a forced fumble at Pitt (10/27).
- Had two tackles and tied his **career-high with two pass breakups** vs. Miami (10/20).
- Tallied eight tackles and a pass breakup at Syracuse (10/15).
- Had a team-high 12 tackles, 1.5 TFL, 0.5 sacks and an INT at North Carolina (10/8).
- Racked up eight tackles and a half sack vs. East Carolina (9/24).
- Posted seven tackles and his fourth-career fumble recovery vs. Boston College (9/17).
- Had a **career-high 15 tackles** with a TFL vs. Tennessee (9/10).
- Has posted seven or more tackles in eight-consecutive games.
- Shared the team-high with seven tackles vs. Liberty (9/3).
- Had a season-high of 12 tackles, **tying a career-high 2.5 tackles for loss** at Georgia Tech (11/12/15).
- **Career-high two sacks** came at Wake Forest (11/22/14).



TREMAINE EDMUNDS
LB | SOPH
49 | 6'5 | 236
DANVILLE, VA

| SEASON | TACKLES | | | | | | SACKS | | PASS DEFENSE | | |
|---------------|-----------|-----------|-----------|-----------|------------|----------------|---------------|----------|--------------|----------|--|
| | GP | GS | UA | A | TTL | TFL-YDS | NO-YDS | INT | BU | PD | |
| 2015 | 13 | 2 | 6 | 5 | 11 | 2.5-7 | 0.0-0 | 0 | 0 | 0 | |
| 2016 | 13 | 13 | 53 | 46 | 99 | 17.0-62 | 4.5-27 | 0 | 2 | 2 | |
| Career | 26 | 15 | 59 | 51 | 110 | 19.5-69 | 4.5-27 | 0 | 2 | 2 | |

- **Associated Press Second-Team All-ACC**
- **Coaches Second-Team All-ACC**
- **ACSMA Second-Team All-ACC**
- **Campus Insiders Sophomore All-American**
- **Athlon Sports Second-Team All-ACC**
- **ACC Linebacker of the Week (10/24)**
- Ranks second on the team and seventh in the ACC with 17.5 TFLs.
- Ranks second on the team and 15th in the conference with 99 total tackles.
- Ranked second on the team with eight tackles vs. Clemson (12/3).
- Recorded five tackles and 1.5 TFL vs. Virginia (11/26).
- Had seven tackles, 0.5 TFL and a PBU at Notre Dame (11/19).
- Registered two TFL, 12 tackles and forced a fumble vs. Georgia Tech (11/12).
- Had 10 tackles and a sack at Duke (11/5).
- Collected three tackles and a TFL at Pitt (10/27).
- Had a team-high 10 total tackles with two TFLs and one sack vs. Miami (10/20).
- Led the team and set a **career-high with 16 total tackles** with 1.5 TFL at Syracuse (10/15).
- Posted seven tackles, 1.5 TFL, a sack and a pass breakup at North Carolina (10/8).
- Had nine tackles and a career-high **1.5 sacks** vs. East Carolina (9/24).
- Had seven tackles and **matched his career-high with 2.5 TFL** vs. Boston College (9/17).
- Recorded two tackles and 0.5 tackles for loss vs. Tennessee (9/10).
- Recovered a fumble, had three tackles and a TFL vs. Liberty (9/3).



WOODY BARON
DT | SR
60 | 6'2 | 280
NASHVILLE, TENN

| SEASON | TACKLES | | | | | | SACKS | | PASS DEFENSE | | | | |
|---------------|-----------|-----------|-----------|-----------|-----------|----------------|---------------|----------|--------------|----------|-----------|--|--|
| | GP | GS | UA | A | TTL | TFL-YDS | NO-YDS | INT | BU | PD | QBH | | |
| 2013 | 13 | 0 | 4 | 4 | 8 | 0.0-0 | 0.0-0 | 0 | 0 | 0 | 4 | | |
| 2014 | 12 | 2 | 1 | 6 | 7 | 1.0-1 | 0.5-1 | 0 | 0 | 0 | 2 | | |
| 2015 | 13 | 5 | 16 | 12 | 28 | 8.0-31 | 3.0-22 | 0 | 0 | 0 | 1 | | |
| 2016 | 13 | 13 | 35 | 17 | 52 | 17.5-65 | 4.5-25 | 0 | 0 | 0 | 5 | | |
| Career | 51 | 20 | 56 | 39 | 95 | 26.5-97 | 8.0-48 | 0 | 0 | 0 | 12 | | |

- **Associated Press First-Team All-ACC**
- **Coaches Second-Team All-ACC**
- **ESPN.com All-ACC**
- **ACSMA First-Team All-ACC**
- **Athlon Sports Second-Team All-ACC**
- **Sports on Earth All-ACC**
- **PFF ACC Team of the Week (week 10)**
- **ACC Defensive Lineman of the Week (10/24)**
- Ranks sixth in the ACC with 17.5 TFL.
- Leads all Power Five DTs with 17.5 TFL.
- Turned in two tackles and 0.5 TFL vs. Virginia (11/26).
- Had two tackles and a TFL at Notre Dame (11/19).
- Set a **career-high with 10 tackles** and had 3.0 TFL vs. Georgia Tech (11/12).
- Collected nine tackles, with 3.5 TFL and 0.5 sacks at Duke (11/5).
- Set **career-highs with 4.5 TFLs and 2.5 sacks** vs. Miami (10/20).
- Had five tackles, 2.0 TFL and a sack at Syracuse (10/15).
- Racked up three tackles, a half sack and a nine-yard fumble recovery at North Carolina (10/8).
- Posted a TFL vs. East Carolina (9/24).
- Had two tackles, including a TFL, vs. Boston College (9/17).
- Had three total tackles and 0.5 TFL vs. Tennessee (9/10).
- Had five total tackles vs. Liberty (9/3).



NIGEL WILLIAMS

DT | R-SR
8 | 6'2 | 297
RICHMOND, VA

| SEASON | TACKLES | | | | | | SACKS | | PASS DEFENSE | | | |
|---------------|-----------|-----------|-----------|-----------|-----------|----------------|---------------|----------|--------------|----------|-----------|--|
| | GP | GS | UA | A | TTL | TFL-YDS | NO-YDS | INT | BU | PD | QBH | |
| 2013 | 13 | 0 | 7 | 7 | 14 | 7.0-23 | 2.0-9 | 0 | 0 | 0 | 4 | |
| 2014 | 13 | 10 | 15 | 19 | 34 | 9.5-46 | 4.5-31 | 0 | 0 | 0 | 10 | |
| 2015 | 13 | 0 | 5 | 3 | 8 | 1.5-2 | 0.0-0 | 0 | 1 | 1 | 0 | |
| 2016 | 11 | 9 | 9 | 7 | 16 | 4.0-7 | 0.5-1 | 0 | 1 | 1 | 1 | |
| Career | 50 | 19 | 36 | 36 | 72 | 22.0-78 | 7.0-41 | 0 | 2 | 2 | 15 | |

- Had three tackles vs. Clemson (12/3).
- **Matched his career-high of 2.0 TFL** vs. Virginia (11/26).
- Saw time at DT and on special teams vs. Georgia Tech (11/12) and at Notre Dame (11/19).
- Did not play due to an ankle injury vs. Miami (10/20), at Pitt (10/27), at Duke (11/5).
- Had 0.5 TFL and a pass breakup at North Carolina (10/8).
- Had two tackles, including a TFL, vs. East Carolina (9/24).
- Tallied two tackles, vs. Boston College (9/17).
- Had a half sack and four total tackles vs. Tennessee (9/10).
- Collected three total tackles, including two solo stops, vs. Liberty (9/3).
- Logged one pass breakup and defended a pass vs. Furman (9/12/15).
- Recorded a **season-high three tackles** with 1.0 tackle for loss at Georgia Tech (11/12/15).
- Registered a career-high two sacks at Wake Forest (11/22/14).
- Last matched his career-high of five tackles vs. Virginia (11/28/15)



TIM SETTLE

DT | R-FR
97 | 6'3 | 328
MANASSAS, VA

| SEASON | TACKLES | | | | | | SACKS | | PASS DEFENSE | | | |
|--------|---------|----|----|----|-----|---------|--------|-----|--------------|----|-----|--|
| | GP | GS | UA | A | TTL | TFL-YDS | NO-YDS | INT | BU | PD | QBH | |
| 2016 | 13 | 0 | 7 | 10 | 17 | 7.0-16 | 0.0-0 | 0 | 0 | 0 | 2 | |

- Matched his **career-high with 1.5 TFL** vs. Clemson (12/3).
- Picked up a TFL vs. Virginia (11/26).
- Had a TFL at Notre Dame (11/19).
- Collected two tackles and 0.5 TFL vs. Georgia Tech (11/12).
- Had two tackles and 0.5 TFL vs. Miami (10/20).
- Tallied two tackles, 0.5 TFL and a QB hurry at North Carolina (10/8).
- Had two tackles, 0.5 TFL and blocked a 26-yard FG attempt vs. East Carolina (9/24).
- Registered his first-career TFL and finished with 1.5 TFL vs. Tennessee (9/10).
- Made his Tech debut vs. Liberty (9/3).
- Spent last season redshirting.
- Now weighs 328 pounds after dropping a significant amount of weight in the offseason.
- Ranked as the No. 19 overall player in the country, the No. 4 defensive tackle in the country, the No. 2 player in his region and the No. 2 player in the state by ESPN Recruiting Nation.
- Rated as the No. 39 overall player in the country by PrepStar.
- Listed as the No. 174 player nationally, the No. 17 defensive tackle in the

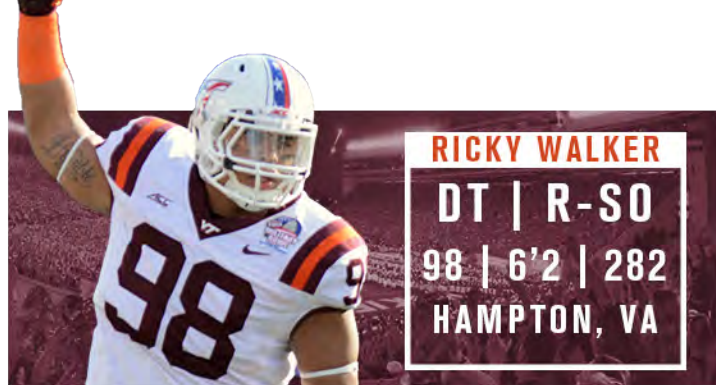


ANTHONY SHEGOG

LB | R-JR
24 | 6'2 | 213
STAFFORD, VA

| SEASON | TACKLES | | | | | | SACKS | | PASS DEFENSE | | | |
|---------------|-----------|----------|-----------|-----------|-----------|--------------|--------------|----------|--------------|----------|----------|--|
| | GP | GS | UA | A | TTL | TFL-YDS | NO-YDS | INT | BU | PD | QBH | |
| 2014 | 6 | 0 | 1 | 2 | 3 | 0.0-0 | 0.0-0 | 0 | 0 | 0 | 0 | |
| 2015 | 13 | 5 | 16 | 13 | 29 | 0.5-1 | 0.0-0 | 0 | 2 | 2 | 0 | |
| 2016 | 13 | 1 | 5 | 11 | 16 | 2.0-6 | 0.5-1 | 0 | 3 | 3 | 0 | |
| Career | 32 | 6 | 22 | 26 | 48 | 2.5-7 | 0.5-1 | 0 | 5 | 5 | 0 | |

- Had three tackles vs. Clemson (12/3).
- Recorded a PBU at Notre Dame (11/19).
- Had three tackles, 0.5 TFL, a PBU and a fumble recovery in his first start of the season vs. Georgia Tech (11/12).
- Had a pass breakup at Pitt (10/27).
- Posted 0.5 sacks, 1.5 TFL and four total tackles vs. East Carolina (9/24).
- Had two tackles vs. Tennessee (9/10).
- Credited with an assisted tackle vs. Liberty (9/3).
- Recorded a **career-high eight tackles** and one fumble recovery vs. North Carolina (11/21/15).



RICKY WALKER

DT | R-SO
98 | 6'2 | 282
HAMPTON, VA

| SEASON | TACKLES | | | | | | SACKS | | PASS DEFENSE | | | |
|---------------|-----------|----------|-----------|-----------|-----------|---------------|---------------|----------|--------------|----------|----------|--|
| | GP | GS | UA | A | TTL | TFL-YDS | NO-YDS | INT | BU | PD | QBH | |
| 2014 | 11 | 0 | 1 | 8 | 9 | 1.0-5 | 0.0-0 | 0 | 0 | 0 | 0 | |
| 2015 | 0 | 0 | 0 | 0 | 0 | 0 | 0 | 0 | 0 | 0 | 0 | |
| 2016 | 13 | 4 | 10 | 18 | 28 | 6.5-25 | 1.5-14 | 0 | 4 | 4 | 4 | |
| Career | 24 | 4 | 11 | 26 | 37 | 7.5-30 | 1.5-14 | 0 | 4 | 4 | 4 | |

- **Pro Football Focus ACC Team of the Week (week 10)**
- Had two tackles and a TFL vs. Clemson (12/3)
- Posted a tackle and 0.5 TFL at Notre Dame (11/19).
- Registered four tackles vs. Georgia Tech (11/12).
- Had two tackles and a sack at Duke (11/5).
- Had three tackles, a TFL and a pass breakup at Pitt (10/27).
- Tallied three tackles and 0.5 sacks in his first career start vs. Miami (10/20).
- Had a **career-high four tackles** and a pass breakup at Syracuse (10/15).
- Posted three tackles and had a personal-best 2.5 TFL vs. East Carolina (9/24).
- Had three tackles, 0.5 TFL and his first-career pass breakup vs. Boston College (9/17).
- Tallied his first tackle of the season vs. Tennessee (9/10).
- Appeared in the season-opener vs. Liberty (9/3) and registered a QB hurry.

2016 GAME BY GAME



| GAME ONE | |
|----------------------|-----------|
| LIBERTY | 13 |
| VIRGINIA TECH | 36 |

LANE STADIUM • BLACKSBURG, VA. • SEPT. 3, 2016 • ATT: 62,234

Virginia Tech quarterback Jerod Evans threw for 221 yards and four touchdowns to lead the Hokies to a 36-13 season-opening victory over Liberty on Saturday, handing head coach Justin Fuente his first victory.

Fuente, who spent the previous four seasons at Memphis, took over in January for Frank Beamer, who retired after 29 years as Tech's head coach.

Evans, a junior-college transfer from Texas who enrolled this past January, completed 20 of 32 passes. The Hokies trailed 13-10 in the second quarter before Evans threw touchdown passes to Isaiah Ford and Bucky Hodges on the Hokies' last two possessions of the first half.

Ford caught 11 passes for 117 yards and Hodges caught two touchdown passes. Joey Slye hit two field goals of 34 yards.

Liberty amassed just 160 yards of offense, scoring all of its points off of Tech turnovers. The Hokies lost four fumbles – their only blemishes on the day.

BIGGEST PLAYS

- Tech trailed 13-10 in the second quarter and faced a fourth-and-1 from the Liberty 43. Fuente elected to go for it and Evans went 37 yards on a keeper to the Liberty 6. Two plays later, Evans hit Ford for the go-ahead 5-yard touchdown pass.
- Evans and Hodges connected on a third-down conversion toward the end of the first half. Tech faced third-and-10 from the Liberty 41 and Evans hit Hodges for a 20-yard gain to the Liberty 21. Four plays later, Evans found Hodges for an 18-yard TD that gave the Hokies a 24-13 lead with 24 seconds left in the first half.
- Terrell Edmunds had an interception and He and Johnathan Galante tackled a Liberty punt returner in the end zone for a safety. On the ensuing possession, Evans found Hodges for a 20-yard touchdown play.

FUENTE ON HIS FIRST GAME

"The atmosphere here is fantastic. It's what college football is all about. People at Virginia Tech take a lot of pride in the game-day atmosphere, and they should. It was incredible

"My thought process coming into the game was how would our kids handle this? How do they respond when things don't go well. There were some times when things were kind of ugly looking, but I liked the way our kids dug in there and plowed away. The atmosphere was fantastic and I'm please with the way the kids responded to adversity."

IMPORTANT NOTES

- Fuente became the first Tech coach to win his debut since Jerry Claiborne opened his tenure with a victory over William & Mary in 1961.
- Ford's 117 yards receiving marked the fourth straight game in which he has recorded more than 100 yards receiving – a school record.
- Ford has caught at least two passes in 27 straight games, tying a school record for consecutive games with at least one reception (Ernest Wilford, 2002-03).
- Ford's touchdown reception marked the 18th of his career, tying him for second place on Tech's career touchdown receptions list with Jarrett Boykin (2008-11), Ricky Scales (1972-74) and André Davis (1998-2001).
- Greg Stroman's two interceptions gave him four for his career.

SCORING

| | 1 | 2 | 3 | 4 | F |
|---------------|---|----|---|---|----|
| Liberty | 6 | 7 | 0 | 0 | 13 |
| Virginia Tech | 7 | 17 | 9 | 3 | 36 |

- VT (10:50 - 1st)** - Phillips 23 pass from Evans (Slye kick)
- LU (2:47 - 1st)** - Macon 2 run (Robert kick failed)
- VT (14:15 - 2nd)** - Slye 34 FG
- LU (12:40 - 2nd)** - Jalloh 71 fumble return (Robert kick)
- VT (3:31 - 2nd)** - Ford 5 pass from Evans (Slye kick)
- VT (:24 - 2nd)** - Hodges 18 pass from Evans (Slye kick)
- VT (12:50 - 3rd)** - Team safety
- VT (10:10 - 3rd)** - Hodges 20 pass from Evans (Slye kick)
- VT (8:46 - 4th)** - Slye 34 FG

TEAM STATS

| | VT | LU |
|----------------|---------|--------|
| First downs | 24 | 11 |
| Rushing yds. | 48-206 | 35-90 |
| Passing yds. | 252 | 70 |
| Return yds. | 83 | 0 |
| Passes | 25-41-0 | 9-27-3 |
| Punts-avg. | 5-39.0 | 8-40.0 |
| Fumbles-lost | 5-4 | 1-1 |
| Penalties-yds. | 4-33 | 13-75 |
| Time of poss. | 33:42 | 26:18 |

INDIVIDUAL STATS

Rushing — VT: Evans 5-46, McMillian 13-39, McCleave 8-27, Carroll 2-24, Rogers 7-23, McKenzie 4-22, Phillips 5-14, Motley 1-5, Hodges 1-4, Murphy 1-3, Team 1 (-11); LU: Mosley 9-47, Macon 12-34, Masha 9-13, Hickson 3-9, Calvert 1-1, Team 1 (-14).

Passing — VT: Evans 20-32-0 221, Motley 5-9-0 31; LU: Masha 9-25-2 70, Calvert 0-2-1 0.

Receiving — VT: Ford 11-117, Phillips 5-53, Hodges 3-42, McKenzie 2-11, Carroll 2-9, Murphy 1-12, Wilson 1-8; LU: Farrow 2-24, Parker 2-15, King 2-7, Shells 1-15, Couamin 1-6, Smith 1-3.

| GAME TWO | |
|----------------------|-----------|
| VIRGINIA TECH | 24 |
| 17 TENNESSEE | 45 |

BRISTOL MOTOR SPEEDWAY • BRISTOL, TENN. • SEPT. 10, 2016 • ATT: 156,990

Virginia Tech got off to a great start in its game against the No. 17 Tennessee Volunteers, but turnovers and penalties turned out to be its undoing, as the Hokies fell to the Volunteers 45-24 on Saturday night at Bristol Motor Speedway.

The long-anticipated event drew a crowd of 156,990 fans and broke college football's single-game attendance record, surpassing the 115,109 fans who witnessed Michigan and Notre Dame at Michigan Stadium in 2013.

Tennessee quarterback Josh Dobbs threw three touchdown passes and rushed for two more, as the Volunteers rallied from a 14-0 deficit to knock off the Hokies in the first regular-season meeting between the two teams since 1937.

Virginia Tech (1-1) jumped out to a 14-0 lead in the first quarter on a 7-yard touchdown pass from quarterback Jerod Evans to Sam Rogers and a 69-yard touchdown run by tailback Travon McMillian. But an Evans fumble led to a 5-yard touchdown pass from Dobbs to Jauan Jennings early in the second quarter and that started a Volunteers' string of 31 unanswered points.

Dobbs completed 10 of 19 for 91 yards, with three touchdowns and an interception. He also ran for 106 yards.

McMillian paced the Hokies with 127 yards rushing and the score. Evans completed 20 of 28 for 208 yards and a touchdown.

OF NOTE

- Virginia Tech out-gained Tennessee (400-330), ran more plays (73-65) and had the time of possession advantage (31:44-28:16).
- Tech turned the ball over five times in the game and Tennessee scored 21 points off those turnovers. All five were fumbles. The Hokies have now lost nine fumbles on the season.
- The momentum of the game changed when a poor snap from center Kyle Chung threw off the timing of a handoff between Evans and C.J. Carroll early in the second quarter. Tennessee recovered at the Tech 5 and scored on the next play.
- The Hokies cut the Tennessee lead to 31-17 on a field goal by Joey Slye late in the third quarter, but three of their next four possessions ended in fumbles.
- The Hokies were penalized eight times for 101 yards.
- McMillian's touchdown run marked the longest run of his career. His 100-yard performance marked the fourth of his career.
- Shai McKenzie's 2-yard touchdown run in the fourth quarter marked the fourth of his career and his first since Sept. 27, 2014 against Western Michigan.

FUENTE QUOTES

"Well, obviously (the turnovers) reared its head in huge ways the first two ball games. We've got to do a better job. We've obviously got to do a better job either teaching or understanding or emphasizing ball security. We're inadequate to say the least right now. We'll look at it and come up with a plan, but what we're doing, what we've done in the past, hasn't been an issue. Obviously, we need to change or modify it in order to give ourselves a chance."

"At times, we lacked discipline out there, which is very disappointing. That falls on me."

SCORING

| | 1 | 2 | 3 | 4 | F |
|---------------|----|----|---|----|----|
| Virginia Tech | 14 | 0 | 3 | 7 | 24 |
| Tennessee | 0 | 24 | 7 | 14 | 45 |

- VT (4:32 - 1st)** - Rogers 7 pass from Evans (Slye kick)
- VT (2:48 - 1st)** - McMillian 69 run (Slye kick)
- UT (14:43 - 2nd)** - Jennings 5 pass from Dobbs (Medley kick)
- UT (9:42 - 2nd)** - Malone 38 pass from Dobbs (Medley kick)
- UT (5:30 - 2nd)** - Medley 34 FG
- VT (:39 - 2nd)** - Dobbs 5 run (Medley kick)
- UT (7:04 - 3rd)** - Kamara 23 pass from Dobbs (Medley kick)
- VT (3:41 - 3rd)** - Slye 34 FG
- UT (6:45 - 4th)** - Dobbs 27 run (Medley kick)
- UT (6:32 - 4th)** - Kelly 4 run (Medley kick)
- VT (3:28 - 4th)** - McKenzie 2 run (Slye kick)

TEAM STATS

| | VT | UT |
|----------------|---------|---------|
| First downs | 21 | 16 |
| Rushing yds. | 45-186 | 46-239 |
| Passing yds. | 208 | 91 |
| Return yds. | 104 | 16 |
| Passes | 20-28-0 | 10-19-1 |
| Punts-avg. | 5-34.4 | 6-42.5 |
| Fumbles-lost | 5-5 | 2-0 |
| Penalties-yds. | 8-95 | 6-60 |
| Time of poss. | 31:44 | 28:16 |

INDIVIDUAL STATS

Rushing — VT: McMillian 13-127, Hodges 4-22, McKenzie 5-21, Rogers 4-20, Evans 16-18, Carroll 1 (-1), Team 1 (-21); UT: Dobbs 14-106, Hurd 22-99, Fils-Aime 4-19, Kamara 3-9, Byrd 1-5, Kelly 1-4, Dowdy 1 (-3).

Passing — VT: Evans 20-28-0 208; UT: Dobbs 10-19-1 91.

Receiving — VT: Phillips 7-77, Ford 5-51, Rogers 3-47, Hodges 3-13, McKenzie 1-17, McMillian 1-3; UT: Kamara 3-25, Malone 2-46, Jennings 2-7, Croom 1-9, Smith 1-3, Hurd 1-1

STATS / BOX SCORES / SPECIALTY STATS / PLAYER PAGES / VIRGINIA TECH / TEAM NOTES / COACH FUENTE

2016 GAME BY GAME



| GAME THREE | |
|-----------------------|-----------|
| BOSTON COLLEGE | 0 |
| VIRGINIA TECH | 49 |

LANE STADIUM • BLACKSBURG, VA. • SEPT. 17, 2016 • ATT: 60,054

Virginia Tech quarterback Jerod Evans tied a school record with five touchdowns passes and the Hokies' defense recorded the team's first shutout since 2012, as the Hokies blanked Boston College 49-0 on Saturday in Tech's ACC opener.

Tech moved to 2-1 overall on the season and 1-0 in the ACC. The win marked the second consecutive for the Hokies over BC (1-2, 0-2 ACC) and the seventh in the past nine meetings. The shutout marked the first by Tech since it beat Bowling Green 37-0 in 2012. It marked the Hokies' first shutout of an ACC foe since 2011 when they won 38-0 at Virginia. The shutout marked Tech's first ACC shutout at home since it won 17-0 over UVA in 2006.

Virginia Tech's defense put forth a dominating effort, holding the Eagles to 124 yards. The Hokies forced a three-and-out on 10 BC possessions. Evans' five scoring tosses tied the mark held by former quarterback Bryan Randall, who threw five touchdown passes in Tech's 50-42 triple overtime loss at Syracuse in 2002. Offensively, the Hokies amassed 476 yards, including 223 on the ground. Marshawn Williams, playing in his first game since tearing his ACL in 2014, led the way with 81 yards.

Evans threw a 15-yard scoring pass to Travon McMillian on the Hokies' second possession to open the scoring and then added touchdown passes of 8 and 30 yards to Isaiah Ford. The latter came with 1:42 left in the first half and gave the Hokies a 21-0 lead, which they took into the locker room.

BIG PLAYS

- Greg Stroman's 29-yard punt return set up Ford's 30-yard touchdown reception. It marked Stroman's longest punt return of the season and the seventh of his career of 20 yards or more.
- Bucky Hodges hauled in two 17-yard receptions on the same possession in the second quarter and that led to the 8-yard touchdown pass to Ford.
- Evans' 36-yard pass to Cam Phillips on the Hokies' first possession of the second half led to the 7-yard touchdown pass from Evans to Cunningham.
- Leading 28-0 and facing a fourth-and-1 from the BC 20, Tech went for it and Evans gained 12 yards on a keeper leading to his TD pass to Sam Rogers for a 35-0 lead.
- Evans' 47-yard pass to Ford on Tech's final possession of the third quarter led to McMillian's 7-yard touchdown run and gave the Hokies a 42-0 lead.

FUENTE QUOTES

"I don't pay too much attention to (Evans') numbers. I pay more attention to the grade sheet in terms of our decisions on a play-by-play basis. He certainly made some good plays out there and missed a few. I will say this, the last three weeks, he has approached it with a great mindset. It is obviously important for him to play well. You can see that by his preparation. He is a good listener and tries to do what we ask him to do and sometimes he does it on a consistent basis."

"If we eliminate mistakes and stay healthy and do a great job of preparing and doing the things that good teams do, then we'll have that opportunity. My caution to our kids is that you have to do this every day. Do we have a chance to play well on Saturdays regardless of the opponent? Absolutely. That doesn't mean we'll win every game. But it's up to us to give ourselves that opportunity and we gave ourselves that opportunity this week, and in turn, we got some good results."

SCORING

| | 1 | 2 | 3 | 4 | F |
|----------------|----|---|----|---|------|
| Boston College | 0 | 0 | 0 | 0 | - 0 |
| Virginia Tech | 14 | 7 | 21 | 7 | - 49 |

- VT (9:17 - 1st)** - McMillian 15 pass from Evans (Slye kick)
- VT (1:15 - 1st)** - Ford 8 pass from Evans (Slye kick)
- VT (1:42 - 2nd)** - Ford 30 pass from Evans (Slye kick)
- VT (11:42 - 3rd)** - Cunningham 7 pass from Evans (Slye kick)
- VT (7:15 - 3rd)** - Rogers 4 pass from Evans (Slye kick)
- VT (2:25 - 3rd)** - McMillian 7 run (Slye kick)
- VT (10:33 - 4th)** - Motley 26 run (Slye kick)

TEAM STATS

| | VT | BC |
|----------------|---------|---------|
| First downs | 25 | 6 |
| Rushing yds. | 50-223 | 28-44 |
| Passing yds. | 253 | 80 |
| Return yds. | 105 | 46 |
| Passes | 16-27-1 | 9-29-1 |
| Punts-avg. | 6-36.7 | 13-41.3 |
| Fumbles-lost | 0-0 | 1-1 |
| Penalties-yds. | 7-55 | 12-93 |
| Time of poss. | 35:15 | 24:45 |

INDIVIDUAL STATS

Rushing — VT: Williams 15-81, Evans 9-48, Motley 2-37, McMillian 12-36, Rogers 3-15, Reid 3-11, Click 2-1, Team 2 (-3), McKenzie 2 (-3); BC: Jones 5-17, Towles 5-17, Rouse 2-8, Wade 2-4, Hillman 10-2, Walker 1-0, Willis 3 (-4).

Passing — VT: Evans 16-23-1 253, Motley 0-3-0 0, Click 0-1-0 0; BC: Towles 9-28-1 80, Wade 0-1-0 0.

Receiving — VT: Ford 4-91, Hodges 4-48, Phillips 2-53, Carroll 2-39, McMillian 2-11, Cunningham 1-7, Rogers 1-4; BC: Sweeney 2-30, Garrison 2-14, Smith 2-14, Walker 1-13, Callinan 1-5, Jones 1-4.



| GAME FOUR | |
|----------------------|-----------|
| EAST CAROLINA | 17 |
| VIRGINIA TECH | 54 |

LANE STADIUM • BLACKSBURG, VA. • SEPT. 24, 2016 • ATT: 63,712

Virginia Tech quarterback Jerod Evans threw three touchdown passes and ran for a score, and the Hokies made three big plays on special teams, as they scuttled the East Carolina Pirates 54-17 in a non-conference game Saturday afternoon.

The Hokies (3-1) scored on their final five possessions of the first half, including all four of their second-quarter possessions. They jumped out to a 38-0 halftime lead, overwhelming East Carolina (2-2) and snapping a two-game losing streak to the Pirates.

Evans completed 13 of 20 passes for a career-high 282 yards and rushed for a career-high 97 more. He entered the game having thrown an ACC-best 10 touchdown passes and has thrown just one interception on the season. He threw touchdown passes of 24 yards to Isaiah Ford, 13 yards to Travon McMillian and 45 yards to Cam Phillips.

Three of the big special teams plays came in the first half. Greg Stroman scored the Hokies' first touchdown on an 87-yard punt return in the first quarter, and a blocked field goal led to a touchdown pass from Evans to Ford. Phillips blocked a punt by East Carolina punter Worth Gregory in the second quarter, and the Hokies took advantage, scoring on a 13-yard pass from Evans to McMillian.

ECU quarterback Philip Nelson had 362 yards passing and two touchdown tosses to Jimmy Williams. The Pirates had 443 yards of offense, but committed the three special teams mistakes, fumbled once and were sacked six times..

OF NOTE

- Stroman's punt returned tied for the third-longest punt return in the modern era (post-1950) and the second career punt return for a touchdown.
- Stroman became just one of 10 Hokies since 1987 to score three or more touchdowns on defense or special teams in his career.
- Ford caught four passes for 117 yards and a TD. The touchdown reception marked the 21st of his career, leaving him one shy of Antonio Freeman's school record.
- Tech's two blocks marked the first time the Hokies had blocked two kicks in the same game since a win over Marshall on Sept. 21, 2013.
- The Hokies scored at least 49 points in back-to-back games for the first time since 1999 when they scored 58 against Rutgers and 62 against Syracuse.

FUENTE QUOTES

"I think our guys are learning how we want them to prepare. That doesn't guarantee that we'll jump out on everyone like that. I do think we have a good mindset and have a good plan. We've got intelligent players who can make adjustments when we need to. I see our team continuing to understand what we're shooting for, so to speak and how we want to play and how we want to prepare."

"I think he's pretty good. He's been judicious with the ball and he's going to the right place most of the time. He had a couple of balls that I wish he had given us a little better chance to catch today, but he made some plays. He made a big play with his feet in the second half. He's been pretty efficient."

SCORING

| | 1 | 2 | 3 | 4 | F |
|---------------|----|----|----|---|------|
| East Carolina | 0 | 0 | 14 | 3 | - 17 |
| Virginia Tech | 14 | 24 | 9 | 7 | - 54 |

- VT (10:38 - 1st)** - Stroman 87 punt return (Slye kick)
- VT (1:46 - 1st)** - Williams 6 run (Slye kick)
- VT (10:31 - 2nd)** - Ford 24 pass from Evans (Slye kick)
- VT (9:06 - 2nd)** - McMillian 13 pass from Evans (Slye kick)
- VT (4:40 - 2nd)** - Slye 20 FG
- VT (1:05 - 2nd)** - Phillips 13 pass from Evans (Slye kick)
- ECU (14:49 - 3rd)** - Williams 75 pass from Nelson (Verity kick)
- VT (4:51 - 3rd)** - Team Safety
- VT (4:27 - 3rd)** - Evans 55 run (Slye kick)
- ECU (3:17 - 3rd)** - Williams 70 pass from Nelson (Verity kick)
- VT (12:21 - 4th)** - Motley 1 run (Slye kick)
- ECU (6:32 - 4th)** - Verity 27 FG

TEAM STATS

| | VT | ECU |
|----------------|---------|---------|
| First downs | 18 | 16 |
| Rushing yds. | 45-167 | 35-81 |
| Passing yds. | 295 | 362 |
| Return yds. | 156 | 57 |
| Passes | 15-23-0 | 17-34-0 |
| Punts-avg. | 6-45.3 | 6-38.3 |
| Fumbles-lost | 0-0 | 1-1 |
| Penalties-yds. | 4-28 | 5-43 |
| Time of poss. | 30:03 | 29:57 |

INDIVIDUAL STATS

Rushing — VT: Evans 10-97, Rogers 9-29, Motley 5-26, McKenzie 4-11, McMillian 9-10, Williams 3-8, Ford 1-1, Team 4 (-15); ECU: Scott 14-69, Summers 10-34, Anderson 2-5, Team 1 (-1), Nelson 7 (-11), Gregory 1 (-15).

Passing — VT: Evans 13-20-0 282, Motley 2-2-0 13, Ford 0-1-0 0; ECU: Nelson 17-34-0 362.

Receiving — VT: Ford 4-117, Bradshaw 3-25, Hodges 2-47, Phillips 1-55, Cunningham 1-13, McMillian 1-13, Rogers 1-12, Deablo 1-8, Wilson 1-5; ECU: Jones 10-115, Williams 3-179, Johnson 2-44, Bishop 1-14, Scott 1-10.

2016 GAME BY GAME



GAME FIVE
25 VIRGINIA TECH 34
17 NORTH CAROLINA 3

KENAN MEMORIAL STADIUM • CHAPEL HILL, N.C. • OCT. 8, 2016 • ATT: 33,000

Playing in a downpour courtesy of Hurricane Matthew, Jerod Evans threw two touchdown passes and rushed for a score, and Virginia Tech's defense forced four turnovers, as the No. 25 Hokies rolled to a 34-3 victory over No. 17 North Carolina on Saturday in an ACC game played at Kenan Stadium.

The win marked Tech's first as a ranked team since 2014 when the Hokies beat Duke in Durham, North Carolina. Tech moved to 4-1 overall on the season, 2-0 in the ACC, and the Hokies also moved to 6-1 against the Tar Heels in games in Chapel Hill since they joined the ACC for the 2004-05 season.

North Carolina had its nine-game home winning streak snapped and fell to 4-2, 2-1 ACC. The Tar Heels failed to score a touchdown in a game for the first time since a 13-0 loss to NC State in Raleigh, North Carolina in 2011.

The four North Carolina turnovers led to 20 Virginia Tech points, and a dropped snap by North Carolina punter Tom Sheldon also led to a Tech touchdown.

North Carolina's first two turnovers led to field goals by Hokies' kicker Joey Slye. Arguably the biggest play in the game came on the Tar Heels' first possession of the second half when quarterback Mitch Trubisky fumbled, and Tech's Woody Baron recovered. That turnover led to a 22-yard touchdown pass from Evans to Sam Rogers that gave the Hokies a 20-3 lead.

Trubisky, who came into the game leading the nation in completion percentage (76.0) and ninth in passing yards per game (342.2), completed just 13 of 33 for 58 yards, with two interceptions.

Evans completed 7 of 17 for 75 yards. He also rushed for 49 yards on a career-high 21 carries. Tailback Travon McMillian rushed for 76 yards, as the Hokies amassed 189 of their 264 total yards on the ground.

BIG PLAYS

- Andrew Motuapuaka's second career INT led to the Hokies' final TD, which came on a 4-yard run by McMillian, his third of the season and the 10th of his career.
- Sheldon dropped a snap early in the third quarter, and Tech's Cam Phillips tackled him at the UNC 4. Tech later went for it on fourth down, and Evans scored on a 1-yard run – his second rushing touchdown of the season.
- Greg Stroman's third interception of the season came in the first quarter at the North Carolina 20 and led to a 35-yard field goal by Joey Slye for the Hokies' first score. The interception marked the fifth of Stroman's career.
- Slye's second FG also came about because of a North Carolina turnover. Tech's Brandon Facyson stripped Khris Francis of the ball, and the Hokies' Terrell Edmunds recovered at the North Carolina 39. That turnover led to a 28-yard field goal by Slye.
- Tech led 6-3 late in the first half before Evans found Bucky Hodges for a 28-yard gain to the North Carolina 1. That marked Hodges' first – and only – reception of the game and led to Evans' touchdown pass to Cunningham.

FUENTE QUOTE

"I'm awfully proud of our guys in all phases of the game to come in here and pull off the victory. Obviously, it wasn't perfect, but it was a great team effort. We beat a very talented, very well coached, very tough North Carolina team that we have a tremendous amount of respect for. The on thing I will say about the weather is at least you knew that it was going to be something like this leading up to it. I don't know if there is anything schematically that you can do, but at least emotionally we were prepared for whatever Mother Nature threw at us."

SCORING

| | 1 | 2 | 3 | 4 | F |
|----------------|---|---|----|---|----|
| Virginia Tech | 6 | 7 | 14 | 7 | 34 |
| North Carolina | 0 | 3 | 0 | 0 | 3 |

- VT (9:33 - 1st)** - Slye 35 FG
- VT (5:23 - 1st)** - Slye 28 FG
- NC (10:59 - 2nd)** - Weiler 28 FG
- VT (1:50 - 2nd)** - Cunningham 1 pass from Evans (Slye kick)
- VT (12:43 - 3rd)** - Rogers 22 pass from Evans (Slye kick)
- VT (10:13 - 3rd)** - Evans 1 run (Slye kick)
- VT (6:13 - 4th)** - McMillian 7 run (Slye kick)

TEAM STATS

| | VT | NC |
|----------------|--------|---------|
| First downs | 18 | 8 |
| Rushing yds. | 66-189 | 29-73 |
| Passing yds. | 75 | 58 |
| Return yds. | 25 | 39 |
| Passes | 7-17-0 | 13-33-2 |
| Punts-avg. | 5-37.6 | 6-45.7 |
| Fumbles-lost | 7-2 | 3-2 |
| Penalties-yds. | 5-29 | 8-49 |
| Time of poss. | 39:59 | 20:01 |

INDIVIDUAL STATS

Rushing — VT: McMillian 17-76, Evans 21-49, Williams 10-30, McKenzie 5-25, Phillips 4-22, Carroll 1-10, Rogers 1-1, Ludwig 1(-11), Team 6 (-13); NC: Logan 14-67, Francis 3-26, Brown 3-0, Trubisky 8(-2), Sheldon 1(-18).

Passing — VT: Evans 7-17-0 75; NC: Trubisky 13-33-2 58.

Receiving — VT: Phillips 2-20, McMillian 2-4, Hodges 1-28, Rogers 1-22, Cunningham 1-1; NC: Logan 6-30, Hollins 2-8, Switzer 2-2, Howard 1-12, Proehl 1-7, Bargas 1(-1).



GAME SIX
17 VIRGINIA TECH 17
SYRACUSE 31

CARRIER DOME • SYRACUSE, N.Y. • OCT. 15, 2016 • ATT: 33,838

Virginia Tech quarterback Jerod Evans threw for a career-best 307 yards, but it wasn't enough as the No. 17 Hokies fell 31-17 to Syracuse in an ACC game.

With the loss, the Hokies fell to 4-2 overall, 2-1 in the ACC. Tech is now 2-7 at the Carrier Dome. Syracuse moved to 3-4 overall, 1-2 in the ACC.

"First of all, congratulations to Coach [Dino] Babers and his kids," Virginia Tech coach Justin Fuente said. "They played really, really well today. They beat us in all three phases of the game. That falls on me, and we obviously didn't play as well as we should have. That's obviously my responsibility."

The Hokies trailed for much of the game, but tied it early in the fourth quarter on a 10-yard touchdown pass from Evans to receiver Bucky Hodges. The touchdown cut the lead to 17-15, but the Hokies went for two points and converted when Evans found Chris Cunningham for the two, tying the game at 17 with 13:53 remaining.

But Syracuse scored touchdowns on back-to-back possessions to seal the win. Quarterback Eric Dungey's 1-yard run with 7:56 remaining gave the Orangemen a 24-17 lead, and less than three minutes later, Deontae Strickland's 16-yard touchdown run pushed the lead to 31-17.

The game featured more than 1,000 yards of total offense. Unfortunately for the Hokies, Syracuse racked up 561 yards, with Dungey throwing for 311 yards and running for 106. He also threw for a touchdown and ran for one.

Evans completed 20 of 33, with two touchdown passes and one interception, as the Hokies finished with 468 total yards.

BIG PLAYS

- Virginia Tech appeared to cut the game to 14-10 following a 17-yard TD run by Jerod Evans on fourth-and-1 from the Syracuse 17. The officials, though, called a holding penalty on the play, negating the TD, and Slye missed a 45-yard FGA.
- Tech's impressive drive to start the second half was highlighted by a 21-yard pass from Evans to receiver Cam Phillips that gave the Hokies a first down at the Syracuse 12. On the next play, Evans found Ford for the score.
- Evans threw a ball short of Hodges on the first play of the fourth quarter, but Hodges adjusted on it and came up with it for a 27-yard gain to the Syracuse 25. That ultimately led to Evans' 10-yard touchdown pass to Hodges.
- On Syracuse's next drive, it marched into Tech territory and faced a fourth-and-2 from the Tech 37. The Orangemen went for it, and Dungey found Ervin Phillips for a 5-yard gain that gave them the first down. Syracuse went on to score what would be the winning touchdown moments later on Dungey's 1-yard run with 7:56 left.

GAME NOTES

- Evans tied his career high for completions and set a career high for attempts.
- Ford recorded his 22nd career touchdown reception when he hauled in the 12-yard score from Evans. With that reception, he tied former Tech receiver Antonio Freeman for the school record in career touchdown receptions.
- Hodges' touchdown reception marked the 16th of his career. He is now tied for sixth on the all-time list with former receiver Josh Morgan (2004-07).
- Right tackle Jonathan McLaughlin started his 41st career game.
- Defensive end Ken Ekanem started his 32nd consecutive game – the longest such streak on the squad.

SCORING

| | 1 | 2 | 3 | 4 | F |
|---------------|---|----|---|----|----|
| Virginia Tech | 3 | 0 | 6 | 8 | 17 |
| Syracuse | 7 | 10 | 0 | 14 | 31 |

SYR (13:11 - 1st) - Phillips 58 pass from Dungey (Murphy kick)

VT (6:13 - 1st) - Slye 36 FG

SYR (14:49 - 2nd) - Estime 84 pass from Strickland (Murphy kick)

SYR (:04 - 2nd) - Murphy 51 FG

VT (11:19 - 3rd) - Ford 12 pass from Evans (Slye kick blocked)

VT (13:53 - 4th) - Hodges 10 pass from Evans (Cunningham from Evans)

SYR (7:56 - 4th) - Dungey 1 run (Murphy kick)

SYR (5:23 - 4th) - Strickland 16 run (Murphy kick)

TEAM STATS

| | VT | SYR |
|----------------|---------|---------|
| First downs | 21 | 32 |
| Rushing yds. | 39-161 | 45-156 |
| Passing yds. | 307 | 405 |
| Return yds. | 118 | 41 |
| Passes | 20-33-1 | 30-55-1 |
| Punts-avg. | 5-41.6 | 3-48.7 |
| Fumbles-lost | 1-1 | 1-0 |
| Penalties-yds. | 7-53 | 8-55 |
| Time of poss. | 26:35 | 33:25 |

INDIVIDUAL STATS

Rushing — VT: Evans 11-61, McMillian 9-39, Williams 5-23, Rogers 8-21, Phillips 2-9, Hodges 1-6, Carroll 3-2; SYR: Dungey 24-106, Strickland 16-69, Neal 2-0, Team 2(-9), Phillips 1(-10).

Passing — VT: Evans 20-33-1 307; SYR: Dungey 28-53-1 311, Strickland 1-1-0 84, Phillips 1-1-0 10.

Receiving — VT: Ford 8-83, Hodges 5-79, Phillips 3-83, Carroll 2-33, Peoples 1-27, Williams 1-2; SYR: Phillips 11-139, Estime 8-131, Ishmael 6-81, Etta-Towa 5-54.

STATS / BOX SCORES / SPECIALTY STATS / PLAYER PAGES / VIRGINIA TECH / TEAM NOTES / COACH FUENTE

2016 GAME BY GAME

GAME SEVEN

| | | |
|---|----------------------|-----------|
|  | MIAMI | 16 |
| | VIRGINIA TECH | 37 |

LANE STADIUM • BLACKSBURG, VA. • OCT. 20, 2016 • ATT: 63,507

Paced by quarterback Jerod Evans' 259 yards passing, Travon McMillian's 131 yards rushing and a defense that recorded a season-high eight sacks, Virginia Tech rolled to a 37-16 victory over Miami in an ACC game played Thursday night.

Joey Slye added three field goals for the Hokies, who moved to 5-2 overall, 3-1 in the ACC. Tech snapped a two-game losing streak to Miami, which fell to 4-3 overall, 1-3 in league action.

Despite playing without starting defensive linemen Ken Ekanem and Nigel Williams, the Hokies' defense played one of its most productive games of the season, holding Miami to 42 yards rushing in addition to getting the eight sacks. Miami quarterback Brad Kaaya threw for 323 yards, but was sacked the eight times.

The Hokies led 16-9 at halftime thanks to three field goals from Slye and a touchdown pass from Evans to Bucky Hodges. Tech then broke things open with two touchdowns in the third quarter, scoring on a 12-yard pass from Evans to Hodges and a 13-yard touchdown strike from running back Sam Rogers to fullback Steven Peoples. The latter gave the Hokies a 30-16 lead with 4:01 left in the third.

McMillian rushed a season-high 18 times and finished with the second-most rushing yards in his career. The game marked his second 100-yard performance of the season (Tennessee) and was the biggest chunk of an evening in which Tech rushed for a season-high 251 yards.

Evans, who sealed the game with a 34-yard, fourth-quarter touchdown run, completed 21 of 33, with two touchdowns and no interceptions, and he also rushed for 98 yards. The Hokies finished with 523 yards of offense.

BIG PLAYS

- Sam Rogers' career-long 52-yard reception in the second quarter set up Hodges' 7-yard touchdown reception. The touchdown was the only one of the half for the Hokies, and Rogers' reception broke his previous career long of 51 yards, which came last season against Ohio State.
- Tech faced third-and-7 from the Miami 38 late in the first half when Evans found Isaiah Ford for a 9-yard gain to the Miami 29. The drive stalled after that, but the play led to a 38-yard field goal by Slye to give the Hokies a 16-3 lead.
- Miami cut the Tech lead to 23-16 midway through the third quarter, but the Hokies answered with a 75-yard drive. An 11-yard pass from Evans to Hodges on third-and-9 kept the drive going and ultimately led to a 13-yard touchdown pass from Sam Rogers to Steven Peoples that gave the Hokies a 30-16 lead.
- Miami's best chance in the fourth ended at the Tech 25. The Canes faced a third-and-14, and Tech's Trevon Hill sacked Kaaya on the play for a 6-yard loss. Kaaya's pass on fourth down fell incomplete, giving the Hokies the ball with 5:51 to go.

FUENTE QUOTE

"We didn't have time to dwell on what happened last week, as much as we didn't like it. We had to pour all of our focus into the game because it was coming quickly. I felt good about our plan and the way we practiced heading into the game. I felt confident in our ability to attack the short week. I think our kids sensed that and accepted the plan in terms of what we were going to do offensively and defensively – and went out and executed it very well."

SCORING

| | 1 | 2 | 3 | 4 | F |
|---------------|---|----|----|---|------|
| Miami | 3 | 6 | 7 | 0 | - 16 |
| Virginia Tech | 3 | 13 | 14 | 7 | - 37 |

- VT (10:45 - 1st)** - Slye 47 FG
- UM (1:42 - 1st)** - Badgley 29 FG
- VT (8:35 - 2nd)** - Slye 27 FG
- VT (5:51 - 2nd)** - Hodges 7 pass from Evans (Slye kick)
- VT (1:28 - 2nd)** - Slye 38 FG
- UM (:19 - 2nd)** - Berrios 25 pass from Kaaya (Badgley kick)
- VT (10:01 - 3rd)** - Hodges 12 pass from Evans (Slye kick)
- UM (7:57 - 3rd)** - Herndon 35 pass from Kaaya (Badgley kick)
- VT (4:01 - 3rd)** - Peoples 13 pass from Rogers (Slye kick)
- VT (2:45 - 4th)** - Evans 34 run (Slye kick)

TEAM STATS

| | UM | VT |
|----------------|---------|---------|
| First downs | 15 | 28 |
| Rushing yds. | 29-42 | 44-251 |
| Passing yds. | 323 | 272 |
| Return yds. | 0 | 5 |
| Passes | 23-38-1 | 22-34-0 |
| Punts-avg. | 8-42.1 | 5-47.6 |
| Fumbles-lost | 1-0 | 0-0 |
| Penalties-yds. | 6-62 | 2-25 |
| Time of poss. | 29:28 | 30:32 |

INDIVIDUAL STATS

Rushing — VT: McMillian 18-131, Evans 13-98, Williams 6-28, Carroll 1-9, Rogers 1-0, Phillips 1(-1), Team 3(-11), Ford 1(-11); UM: Yearby 9-59, Walton 11-38, Kaaya 9(-55).

Passing — VT: Evans 21-33-0 259, Rogers 1-1-0 13; UM: Kaaya 23-38-1 323.

Receiving — VT: Hodges 7-66, Phillips 7-64, Ford 4-46, Rogers 2-72, Peoples 1-13, Cunningham 1-11; UM: Coley 5-49, Herndon 4-53, Richards 3-78, Njoku 3-69, Walton 3-11, Berrios 2-25, Lewis 2-25, Harris 1-13.

GAME EIGHT

| | | |
|--|-------------------------|-----------|
|  | 25 VIRGINIA TECH | 39 |
| | PITTSBURGH | 36 |

HEINZ FIELD • PITTSBURGH, PA. • OCT. 27, 2016 • ATT: 40,254

Virginia Tech kicker Joey Slye tied a school and ACC record with six field goals and Jerod Evans threw for 406 yards and two touchdowns, lifting the Hokies to a 39-36 victory over Pittsburgh in an ACC game Thursday night. With the win, the Hokies moved to 6-2 overall, 4-1 in the ACC and stayed in position with North Carolina in the battle for the Coastal Division crown. The Hokies also won in Pittsburgh for the first time since 1999 and won at Heinz Field for the first time.

Pittsburgh (5-3, 2-2 ACC) tied the game at 29 on a 5-yard TD run by offensive lineman Brian O'Neill and two-point conversion pass from Nathan Peterman to James Conner with 13:25 left in the game. But the Hokies took a 32-29 lead on Slye's sixth field goal, which came with 9:39 to go, and then Evans threw a 16-yard touchdown pass to Isaiah Ford with 7:20 remaining, giving the Hokies a 39-29 lead.

The TD reception capped a string in which Tech scored on six straight drives. The Panthers scored on a TD pass from Peterman to Jester Weah with 2:31 left, but the Hokies got a first down on the ensuing possession and ran out the clock.

Tech finished with 556 yards of offense. Evans completed 24 of 40, and Ford, Bucky Hodges and Cam Phillips all finished with more than 100 yards receiving – marking the first time in school history that three players have caught more than 100 yards worth of passes in a single game.

Pittsburgh's James Conner rushed for 141 yards and three touchdowns. The Panthers finished with 458 yards.

BIG PLAYS

- After taking a 3-0 lead on a 31-yard FG by Slye, Tech's second score came courtesy of a Pittsburgh turnover. On the ensuing kickoff, Pittsburgh's Quadree Henderson was stripped by Divine Deablo, and Tech's Jovon Quillen recovered. That led to a 21-yard field goal by Slye to give the Hokies a 6-0 lead.
- A costly Pittsburgh penalty helped the Hokies score toward the end of the first half. Ryan Lewis and Bucky Hodges got tangled up near the goal line and Lewis received a flag for pass interference, giving the Hokies a first down at the Pittsburgh 21. That ultimately led to an 11-yard touchdown pass from Evans to Chris Cunningham.
- Evans' best pass of the game came late in the third quarter when he completed a beautiful ball to Cam Phillips for a 35-yard gain to the Pittsburgh 2. On the next play, Marshawn Williams scored, giving the Hokies a 29-21 lead.
- Tech's final TD came on a three-play drive. It started with a 41-yard pass to Phillips and ended with Ford's 23rd career TD catch, breaking the school record.

FUENTE QUOTE

"I'm awfully proud of our guys for the way they played," Tech coach Justin Fuente said of his team. "Obviously, it wasn't perfect, but we played a really good football team – a good football team in all three phases of the game. Every time we got a stop, or every time we gained yards, they were hard earned. Our kids did a great job battling through the ups and downs and ebbs and flows of the ball game. We found a way to get the job done, and I'm awfully proud of kids. It was a great team effort."

SCORING

| | 1 | 2 | 3 | 4 | F |
|---------------|---|----|----|----|------|
| Virginia Tech | 6 | 10 | 13 | 10 | - 39 |
| Pittsburgh | 0 | 14 | 7 | 15 | - 36 |

- VT (11:05 - 1st)** - Slye 31 FG
- VT (8:05 - 1st)** - Slye 21 FG
- VT (13:08 - 2nd)** - Slye 22 FG
- PITT (4:14 - 2nd)** - Conner 6 run (Blewitt kick)
- VT (2:00 - 2nd)** - Cunningham 11 pass from Evans (Slye kick)
- PITT (:14 - 2nd)** - Conner 1 run (Blewitt kick)
- PITT (11:27 - 3rd)** - Conner 1 run (Blewitt kick)
- VT (7:00 - 3rd)** - Slye 26 FG
- VT (2:44 - 3rd)** - Slye 37 FG
- VT (:07 - 3rd)** - Williams 2 run (Slye kick)
- PITT (13:25 - 4th)** - O'Neill 5 run (Conner from Peterman)
- VT (9:39 - 4th)** - Slye 22 FG
- VT (7:20 - 4th)** - Ford 16 pass from Evans (Slye kick)
- PITT (2:31 - 4th)** - Weah 7 pass from Peterman (Blewitt kick)

TEAM STATS

| | VT | PITT |
|----------------|---------|---------|
| First downs | 29 | 17 |
| Rushing yds. | 39-150 | 32-180 |
| Passing yds. | 406 | 278 |
| Return yds. | 98 | 57 |
| Passes | 24-43-0 | 14-23-1 |
| Punts-avg. | 3-31.3 | 6-39.8 |
| Fumbles-lost | 1-0 | 3-1 |
| Penalties-yds. | 4-35 | 9-63 |
| Time of poss. | 33:17 | 26:43 |

INDIVIDUAL STATS

Rushing — VT: Phillips 5-43, Evans 11-33, Williams 8-29, Ford 1-26, Motley 7-24, Team 1(-1), McMillian 6(-3); PITT: Conner 19-141, Peterman 5-33, O'Neill 1-5, Aston 1-4, Ford 1-1, Henderson 5(-4).

Passing — VT: Evans 24-40-0 406, Motley 0-3-0 0; PITT: Peterman 13-22-1 267; Tipton 1-1-0 11.

Receiving — VT: Ford 10-143, Hodges 6-145, Phillips 6-109, Cunningham 1-11, Rogers 1(-2);

PITT: Weah 4-46, Henderson 3-47, Ford 3-59, Orndoff 2-96, Peterman 1-11, Tipton 1-19.

2016 GAME BY GAME



| GAME NINE | | |
|-----------|---------------|----|
| 23 | VIRGINIA TECH | 24 |
| | DUKE | 21 |

BROOKS FIELD AT WWS • DURHAM, N.C. • NOV. 5, 2016 • ATT: 38,217

Virginia Tech QB Jerod Evans accounted for 275 yards, Tech's defense got just enough stops, and the Hokies' offense held the ball for the final 4:06 of the game in lifting the No. 23 Hokies to a hard-fought 24-21 victory over Duke.

The win moved Tech to 7-2 overall, 5-1 in the ACC and kept the Hokies tied with North Carolina atop the Coastal Division. Tech holds the tiebreaker over the Tar Heels by virtue of its victory over North Carolina earlier this season.

The Hokies weren't the offensive juggernaut that they were the past two games, finishing with 399 yards. Defensively, they allowed 227 yards rushing. But they cobbled enough plays together to hold off a stubborn Duke team.

The Hokies – who have won seven straight in Durham going back to 1982 – led 21-7 at halftime, thanks to TD runs by Travon McMillian and Evans and a blocked field goal returned for a touchdown by Adonis Alexander. But the Blue Devils cut the lead to 24-21 on a 2-yard touchdown run by QB Daniel Jones with 7:10 left.

Tech went three-and-out on the ensuing possession, but the Hokies' defense forced a Duke punt, giving them the ball with 4:06 left. Tech never gave up the ball, converting twice on third down to drain the clock for the win.

Evans completed 15 of 27 for 192 yards and he also rushed for 83 yards and a touchdown. McMillian rushed for 72 yards, as Tech finished with 207 yards rushing.

BIG PLAYS

- Ford caught just four passes, but made the biggest catch of the game when he hauled in a 15-yard pass from Evans on third-and-4 on Tech's final drive. Evans' 4-yard run in third-and-3 a few plays later enabled Tech to run out the clock
- Duke tried to climb back into the game early in the second half, driving to the Tech 20, but the Hokies got sacks from Ken Ekanem and Woody Baron in a three-play span and that forced the Blue Devils to punt.
- On the Hokies' final scoring drive of the first half, they converted twice on third down before Evans scored in a fourth-down run. With the Hokies facing a third-and-9 from the Tech 48, Evans rushed for 10 yards and a first down at the Duke 42. With them facing a third-and-7 from the Duke 39, Evans completed a 23-yard pass to Cam Phillips for a first down at the Duke 16.
- Evans' 20-yard pass to Bucky Hodges in the second quarter gave the Hokies a first down at the Duke 16. Two plays later, McMillian scored on a 14-yard run.

GAME NOTES

- Greg Stroman's blocked FG marked the Hokies' fourth blocked kick of the season (three FGs and a punt). The last time Tech blocked four kicks in a season was 2008 when it blocked five and last blocked three FGs in one season in 2004.
- Terrell Edmunds finished with a career-high 14 tackles, while Woody Baron had 3.5 TFLs and has 13 on the year. He and Tremaine Edmunds are tied for the team lead.

FUENTE QUOTES

"I think the elite teams and the good teams, where we want to be, those teams find a way to win, no matter when it's ugly, or how ugly it looks," Tech receiver Isaiah Ford said. "When adversity hits, they find a way to win, and that's what we did tonight." "I'm proud of our kids and the way they finished the ball game," Tech coach Justin Fuente said. "We knew it was going to be tough coming in here. Duke is much better than their record. They're very well coached, and they play hard. I'm awfully happy to find a way to win the game. We knew it was going to be hard from the start. We faced some adversity and responded."

SCORING

| | 1 | 2 | 3 | 4 | F |
|---------------|---|----|---|---|------|
| Virginia Tech | 7 | 14 | 0 | 3 | - 24 |
| Duke | 7 | 0 | 7 | 7 | - 21 |

VT (7:35 - 1st) - McMillian 14 run (Slye kick)

DU (3:55 - 1st) - Wilson 3 run (Reed kick)

VT (12:40 - 2nd) - Alexander 75 blocked FG return (Slye kick)

VT (6:57 - 2nd) - Evans 7 run (Slye kick)

DU (4:00 - 3rd) - Jones 7 run (Reed kick)

VT (14:09 - 4th) - Slye 27 FG

DU (7:10 - 4th) - Jones 2 run (Reed kick)

TEAM STATS

| | VT | DU |
|----------------|---------|---------|
| First downs | 23 | 24 |
| Rushing yds. | 52-207 | 45-227 |
| Passing yds. | 192 | 148 |
| Return yds. | 82 | 27 |
| Passes | 15-27-0 | 18-31-0 |
| Punts-avg. | 6-35.0 | 7-40.3 |
| Fumbles-lost | 0-0 | 1-0 |
| Penalties-yds. | 6-58 | 6-46 |
| Time of poss. | 30:02 | 29:58 |

INDIVIDUAL STATS

Rushing — VT: Evans 18-83, McMillian 15-72, Rogers 8-22, Peoples 2-13, Williams 3-13, Phillips 3-8, Hodges 1-0, Team 2(-4); DU: Jones 18-99, Wilson 21-76, Ajeigbe 6-52.

Passing — VT: Evans 15-27-0 192; DU: Jones 18-31-0 148.

Receiving — VT: Ford 4-62, Phillips 3-37, Carroll 3-27, McMillian 2-33, Hodges 2-24, Murphy 1-9; DU: Taylor 6-31, Young 4-48, Schneider 2-19, Ajeigbe 2-1, Helm 1-22, Chambers 1-19, Wilson 1-5, Koppenhaver 1-3.



| GAME TEN | | |
|----------|---------------|----|
| | GEORGIA TECH | 30 |
| 18 | VIRGINIA TECH | 20 |

LANE STADIUM • BLACKSBURG, VA. • NOV. 12, 2016 • ATT: 65,632

Jerod Evans threw for a touchdown and ran for two scores, but Virginia Tech turned the ball over four times and that was its undoing, as the No. 18 Hokies fell 30-20 to Georgia Tech at Lane Stadium on Saturday.

With the loss, the Hokies fell to 7-3 overall, 5-2 in the ACC. Georgia Tech moved to 6-4 overall, 3-4 in league play. Virginia Tech still can clinch the Coastal Division crown with a win over Virginia in the regular-season finale.

The Hokies played one of their worst games of the season. They turned the ball over four times, botched a short field-goal attempt, had a terrible snap right before halftime that ultimately led to a Georgia Tech touchdown right before halftime, allowed five sacks and gave up more than 300 yards rushing.

The Hokies cut a 20-0 deficit to 20-7 on a 5-yard touchdown pass from Evans to Isaiah Ford with 12:30 left in the third quarter. They were in position to cut into it even more on their next possession, driving to the Georgia Tech 35. But Evans threw his second interception, ending the threat.

An Evans fumble in the fourth quarter led to a 56-yard touchdown run by Marcus Marshall. The Yellow Jackets scored 17 points off turnovers.

Marshall rushed for 143 yards for the Yellow Jackets. Backup quarterback Matthew Jordan, playing in place of an injury.

Evans threw for 316 yards and rushed for 75 to pace the Hokies.

GAME NOTES

- Virginia Tech had four players - linebacker Andrew Motuapauaka (14), linebacker Tremaine Edmunds (12), defensive tackle Woody Baron (10) and defensive end Vinny Mihota (10) - with double figures in tackles in the same game for the first time since the Boston College game on Nov. 22, 2003. In that game, Mikal Baaqee (15), Brandon Manning (14), DeAngelo Hall (13), Vegas Robinson (12) and Michael Crawford (12) all were in double figures.
- Evans now has 22 touchdown passes on the season and needs just three more to pass Tyrod Taylor (24, 2010) for the Tech single-season record. He is now responsible for 28 touchdowns and needs just three more to pass Logan Thomas' single-season mark (30, 2011).
- Evans saw his streak of consecutive passes without an interception end at 118 – the fifth-longest such streak in the past 30 seasons.
- Ford caught eight passes for 85 yards and the touchdown. With the eight receptions, he broke Jarrett Boykin's record (184, 2008-11) for career receptions. He now has 189 in his career.
- Ford also moved into second place on the list for career receiving yardage, passing Danny Coale (2,658, 2008-11). He now has 2,668 and needs 217 yards to pass Boykin's all-time mark of 2,884.
- Cam Phillips set a career high with 10 receptions and now has 135 for his career – a number that moved him into fourth place on the all-time list.
- Both DB Adonis Alexander and WHIP Anthony Shegog made their first starts of the season, but have nine and six starts respectively in their Tech careers.

FUENTE QUOTE

"We turned the ball over right from the start [on the opening kickoff] and never got anything going," Virginia Tech coach Justin Fuente said. "In the end, we didn't play well enough. We didn't deserve to win the ball game. They did. Credit to them."

SCORING

| | 1 | 2 | 3 | 4 | F |
|---------------|---|----|---|----|------|
| Georgia Tech | 6 | 14 | 0 | 10 | - 30 |
| Virginia Tech | 0 | 0 | 7 | 13 | - 20 |

GT (10:49 - 1st) - Butker 40 FG

GT (2:01 - 1st) - Butker 39 FG

GT (8:56 - 2nd) - Jordan 53 run (Butker kick)

GT (:30 - 2nd) - Jordan 3 run (Butker kick)

VT (12:40 - 3rd) - Ford 5 pass from Evans (Slye kick)

GT (11:01 - 4th) - Butker 35 FG

GT (9:16 - 4th) - Marshall 56 run (Butker kick)

VT (4:37 - 4th) - Evans 8 run (Slye kick)

VT (:37 - 4th) - Evans 7 run (Evans run failed)

TEAM STATS

| | GT | VT |
|----------------|--------|---------|
| First downs | 15 | 25 |
| Rushing yds. | 58-309 | 33-121 |
| Passing yds. | 34 | 316 |
| Return yds. | 19 | 107 |
| Passes | 2-7-0 | 32-45-2 |
| Punts-avg. | 6-42.5 | 4-40.3 |
| Fumbles-lost | 4-1 | 3-2 |
| Penalties-yds. | 7-35 | 4-35 |
| Time of poss. | 35:55 | 24:05 |

INDIVIDUAL STATS

Rushing — VT: Evans 18-75, McMillian 10-39, Phillips 1-12, Rogers 1-7, Williams 1-4, Carroll 1-2, Team 1(-18); GT: Marshall 19-143, Jordan 32-121, Lynch 2-24, Willis 3-21, Team 2-1.

Passing — VT: Evans 32-45-2 316, Team 0-2-0 0; GT: Jordan 2-7-0 34.

Receiving — VT: Phillips 10-82, Ford 8-85, Carroll 5-65, Rogers 4-37, Hodges 3-22, McMillian 1-17, Murphy 1-8; GT: June 1-24, Stewart 1-20.

STATS / BOX SCORES / SPECIALTY STATS / PLAYER PAGES / VIRGINIA TECH / TEAM NOTES / COACH FUENTE

2016 GAME BY GAME

GAME ELEVEN



VIRGINIA TECH 34
NOTRE DAME 31

NOTRE DAME STADIUM • NOTRE DAME, IND. • NOV. 19, 2016 • ATT: 80,795

Virginia Tech kicker Joey Slye hit a 20-yard field goal with 4:21 left and that was the game winner, as the Hokies twice rallied from 17-point deficits to knock off Notre Dame 34-31 on a blustery Saturday evening at historic Notre Dame Stadium.

The Hokies trailed 17-0 and 24-7 in the first half, but rallied in the second half. They cut the lead to 24-21 on their first possession of the second half when Steven Peoples scored on a 2-yard run.

Notre Dame pushed the lead back to 10 when Josh Adams scored on a 67-yard run with 3:49 left in the third. But the Hokies scored the final 13 points of the game.

Tech tied the game at 31 on a 7-yard touchdown pass from quarterback Jerod Evans to Bucky Hodges with 9:13 remaining. After a stop, the Hokies got the ball back and embarked on a 10-play, 51-yard drive that led to Slye's game-winning field goal.

Notre Dame tried to mount one last drive in the final minute, but Tech's defense stopped the Irish on fourth down at the Tech 47 on the game's final play.

Evans paced the Hokies, accounting for 334 yards of offense. He was 22 of 29 for 267 yards, with two TDs and an interception, and rushed for 67 yards and a TD.

Notre Dame amassed 435 yards of offense, but Tech's defense held the Irish to just six first downs in the second half.

BIG PLAYS

- On the Hokies' game-winning drive, Evans accounted for 49 of the 51 yards. His total included a 20-yard pass to Isaiah Ford early in the possession that started things for the Hokies and led to Slye's game-winning field goal.
- C.J. Carroll hauled in a 62-yard pass early in the third quarter that led to Peoples' 2-yard touchdown run. That score cut the Notre Dame lead to 24-21.

GAME NOTES

- With 10 points, Slye became the fifth player in Tech history to score 300 points in a career. He needs just seven more FGs to break Shayne Graham's school record.
- With two TD passes and a TD run, Evans increased his total TDs to 31, breaking the single-season record of 30 held by former quarterback Logan Thomas (2014).
- Evans' two TD passes now give him 24 on the season, tying the school record held by Tyrod Taylor (2010).
- Peoples set a career high with 11 carries in the game. His previous career high was two carries. He finished with 32 yards rushing.

FUENTE QUOTES

"I'm awfully grateful when I think back on all the football games I've been a part of in my life. The first thought is not throwing a post for a touchdown, or scoring a touchdown, or calling a play that results in a touchdown, or any of those things. It's always getting a chance to share those things with other people.

"Virginia Tech is a special place. I don't mean just a special place to coach football. It's a special place to be a part of and the pride that people have in Virginia Tech, whether they work at Virginia Tech or live in Blacksburg or went to school there, is palpable. You can see it. Sometimes, you can see it a little bit easier at road football games. It was a great example of that today. Watching the Hokie Nation turn out and watch those kids ... To get that reward is special."

| SCORING | 1 | 2 | 3 | 4 | F |
|---------------|----|----|---|----|------|
| Virginia Tech | 0 | 14 | 7 | 13 | - 34 |
| Notre Dame | 10 | 14 | 7 | 0 | - 31 |

- ND (11:51 - 1st)** - Adams 1 run (Toon kick)
- ND (4:26 - 1st)** - Toon 25 FG
- ND (14:53 - 2nd)** - Finke 31 pass from Kizer (Toon kick)
- VT (11:28 - 2nd)** - Evans 23 run (Slye kick)
- ND (6:00 - 2nd)** - Boykin 18 pass from Kizer (Toon kick)
- VT (1:18 - 2nd)** - Phillips 16 pass from Evans (Slye kick)
- VT (12:39 - 3rd)** - Peoples 2 run (Slye kick)
- ND (3:49 - 3rd)** - Adams 67 run (Toon kick)
- VT (13:35 - 4th)** - Slye 23 FG
- VT (9:13 - 4th)** - Hodges 16 pass from Evans (Slye kick)
- VT (4:16 - 4th)** - Slye 20 FG

| TEAM STATS | VT | ND |
|----------------|---------|---------|
| First downs | 25 | 22 |
| Rushing yds. | 47-152 | 36-200 |
| Passing yds. | 267 | 249 |
| Return yds. | 122 | 80 |
| Passes | 22-29-1 | 17-34-0 |
| Punts-avg. | 4-30.5 | 7-38.0 |
| Fumbles-lost | 4-1 | 1-0 |
| Penalties-yds. | 5-35 | 10-78 |
| Time of poss. | 32:45 | 27:15 |

INDIVIDUAL STATS

Rushing — VT: Evans 18-67, Peoples 11-32, Williams 8-28, Rogers 4-26, Phillips 1-4, Ford 1-3, McMillian 1-2, Team 3(-10); ND: Adams 13-100, Kizer, 16-69, Folston 5-23, Sanders 2-8.

Passing — VT: Evans 22-29-1 267; ND: Kizer 16-33-0 235, Zaire 1-1-0 14.

Receiving — VT: Ford 7-86, Phillips 6-56, Rogers 4-30, Carroll 3-80, Hodges 2-15; ND: St. Brown 6-90, Sanders 3-24, Holmes 2-26, Stepherson 2-18, Finke 1-31, Adams 1-22, Claypool 1-20, Boykin 1-18.

GAME TWELVE



VIRGINIA 10
VIRGINIA TECH 52

LANE STADIUM • BLACKSBURG, VA. • NOV. 26, 2016 • ATT: 63,120

Playing in his final game at Lane Stadium, Tech RB Sam Rogers rushed for a career-high 105 yards and scored two TDs, as the Hokies rolled to a 52-10 victory over rival Virginia on Saturday afternoon to claim the Commonwealth Cup yet again.

The Hokies closed the regular season with wins in five of their final six games, moving to 9-3 overall, 6-2 in the ACC. Tech beat Virginia (2-10, 1-7) for the 13th straight time and for the 17th time in the past 18 meetings. The Cavaliers closed the season with seven straight losses.

The Hokies already had clinched the ACC's Coastal Division crown for the sixth time by virtue of North Carolina's loss to NC State on Friday and thus had earned a spot in the ACC title game next Saturday. With their nine wins, the Hokies have registered their most wins in a season since recording 11 victories in 2011.

Rogers got the Hokies started with an 8-yard touchdown run late in the first quarter, and following another Tech score, he added a 32-yard touchdown run midway through the second quarter to push the lead to 21-0. Jerod Evans' 1-yard touchdown run right before halftime gave the Hokies a 28-point lead – their largest halftime lead in the series since 2001.

Things only got worse. UVA went three-and-out on its first drive to start the second half, and the Hokies scored on their first offensive play when Jerod Evans hit Bucky Hodges for a 42-yard touchdown that sparked a 24-point quarter that put the game away. Virginia turned the ball over three times in the game, one of which was returned for a touchdown, and amassed just 247 yards against the Hokies' defense. UVA played three quarterbacks who combined to complete just 13 of 36 for 139 yards, with a touchdown and two interceptions. Taquan Mizzell led the Cavaliers with 113 yards rushing.

Rogers' 100-yard performance was the first of his career, as the Hokies racked up a season-high 289 yards rushing and finished with a season-high 579 total yards.

GAME NOTES

- Evans set the school single-season total offense record finishing with 3,752 yards of total offense, breaking the mark of 3,500 yards set by Logan Thomas in 2012.
- Ford's 29-yard reception marked the 200th reception of his career. The junior from Jacksonville, Florida, who has caught at least one reception in 38 of his 39 career games, became the 17th player in ACC history to record 200 receptions.
- Motuapuaka returned a fumble 70 yards for a touchdown in this game. He has scored four touchdowns in his career – an unheard of number for a defensive player. Three of his touchdowns have come on fumble returns, with the other coming on an interception return.

FUENTE QUOTE

"To me, it's always about the process, giving ourselves a chance" Fuente said following the game. "Going through the season, and at the end, looking back and saying, 'This is what we accomplished.' I don't try to limit them [the players] by what I think they could be. We just focus on each day and the process of continuing to improve and do things the right way – and trying to teach off those teachable moments, good or bad, as we move forward. We focus on those types of things, and at the end of the year, tally them up and you guys tell us if we were any good or not."

| SCORING | 1 | 2 | 3 | 4 | F |
|---------------|---|----|----|---|------|
| Virginia | 0 | 0 | 3 | 7 | - 10 |
| Virginia Tech | 7 | 21 | 24 | 0 | - 52 |

- VT (2:54 - 1st)** - Rogers 8 run (Slye kick)
- VT (10:40 - 2nd)** - Phillips 39 pass from Evans (Slye kick)
- VT (7:06 - 2nd)** - Rogers 32 run (Slye kick)
- VT (2:45 - 2nd)** - Evans 1 run (Slye kick)
- VT (13:22 - 3rd)** - Hodges 42 pass from Evans (Slye kick)
- VT (11:27 - 3rd)** - Slye 24 FG
- VA (7:19 - 3rd)** - Hayward 29 FG
- VT (6:49 - 3rd)** - Motuapuaka 70 fumble return (Slye kick)
- VT (2:37 - 3rd)** - McMillian 31 pass from Motley (Slye kick)
- VA (9:29 - 4th)** - Zacheaus 39 pass from Benkert (Hayward kick)

| TEAM STATS | VA | VT |
|----------------|---------|---------|
| First downs | 14 | 29 |
| Rushing yds. | 31-108 | 51-289 |
| Passing yds. | 139 | 290 |
| Return yds. | 28 | 118 |
| Passes | 13-36-2 | 18-30-0 |
| Punts-avg. | 10-42.3 | 4-33.5 |
| Fumbles-lost | 2-1 | 3-2 |
| Penalties-yds. | 4-31 | 3-35 |
| Time of poss. | 27:18 | 32:42 |

INDIVIDUAL STATS

Rushing — VT: Rogers 15-105, Reid 9-54, Evans 11-38, McMillian 5-32, Motley 5-32, Peoples 3-15, Daniel 1-10, Phillips 1-4, Team 1(-1); VA: Mizzell 22-113, Hamm 1-2, Johns 1-1, Benkert 2-0, Ellis 2-0, Reed 1-0, Brewer 1(-2), Team 1(-6).

Passing — VT: Evans 16-27-0 253, Motley 2-3-0 37; VA: Benkert 9-26-0 122, Johns 4-10-2 17.

Receiving — VT: Phillips 6-87, Hodges 4-69, Ford 4-68, Rogers 2-29, McMillian 1-31, Daniel 1-6; VA: Dowling 3-26, Johnson 3-17, Zacheaus 2-49, Eldridge 2-15, Reed 1-28, Dubois 1-6, Mizzell 1(-2).

2016 GAME BY GAME



GAME THIRTEEN

3 CLEMSON 42
19 VIRGINIA TECH 35

CAMPING WORLD STADIUM • ORLANDO, FLA. • DEC. 3, 2016 • ATT: 50,628

Virginia Tech's Jerod Evans accounted for 310 yards and three TDs, but Clemson's Deshaun Watson, the game's MVP, accounted for five touchdowns and led the Tigers to a 42-35 victory over the Hokies in the ACC Championship Game.

With the loss, the Hokies fell to 9-4 overall on the season. Tech fell to 3-3 in ACC championship games. Clemson moved to 12-1 overall and all but clinched its spot as one of the four teams in the College Football Playoff.

The Hokies trailed the Tigers 35-14 late in the third quarter, but responded by scoring touchdowns on three straight possessions. A 5-yard touchdown pass from Evans to Cam Phillips pulled Tech to within 42-35 with 5:43 remaining.

Tech held Clemson to three-and-out on its next possession and got the ball back with 4:03 to go. The Hokies drove to the Clemson 23, but on third-and-6, Evans was held to no gain, setting up a must-go-for-it fourth-down situation.

On the play, Evans dropped back to pass and was hit as he was trying to deliver a pass to Bucky Hodges. The Tigers intercepted the pass, and then ran out the clock.

BIG PLAYS

- Evans' 45-yard pass to Sam Rogers ultimately led to Evans' 26-yard touchdown pass to Phillips with 5:43 left in the game. That TD cut the Clemson lead to 42-35.
- Evans' 10-yard pass to Phillips on third-and-7 early in the fourth quarter led to Evans' 5-yard TD run that pulled the Hokies to within seven, 35-28, with 11:35 left.
- Hodges hauled in a 42-yard pass toward the end of the third quarter that led to a Travon McMillian 27-yard TD run that cut the Clemson lead to 35-21 with 2:27 left.
- The Hokies scored the final touchdown of the first half on an 11-yard run by Evans. But the big play came on the first play of the drive when Evans completed a 53-yard pass to Isaiah Ford – Ford's longest reception of the season.
- A fake punt led to Virginia Tech's first touchdown, as Mitchell Ludwig threw a pass to Terrell Edmunds, and Edmunds ran 20 yards for a first down on fourth-and-8. Five plays later, Travon McMillian scored on a 1-yard run.

GAME NOTES

- Evans' 264 passing yards give him 3,303 passing yards on the season, enabling him to break Don Strock's record of 3,243 passing yards set in 1972.
- Evans' 21 carries give him 184 carries on the season – the most ever by a Tech quarterback. Logan Thomas held the previous mark of 174 carries set in 2012.
- Ford's 53-yard catch enabled him to become the school's all-time leader in career receiving yardage. Jarrett Boykin (2008-11) held the previous mark of 2,884 yards.
- Phillips' career-high 12 receptions gave him 70 on the season – a number that ranks third on Tech's single-season list.

FUENTE QUOTES

"I'm awfully proud of our kids. They showed up here to win the ball game. It's a somber locker room because of that, because they didn't come just to play a close game or do anything other than win a ball game.

"Obviously, we came up a little short, but it wasn't because of a lack of effort. The kids poured the heart and soul into this, and learned some life lessons from this endeavor, but I'm awfully proud in the way they believed and the way they prepared and ultimately how they played."

SCORING

| | 1 | 2 | 3 | 4 | F |
|---------------|----|---|----|----|------|
| Clemson | 14 | 7 | 14 | 7 | - 42 |
| Virginia Tech | 7 | 7 | 7 | 14 | - 35 |

- CU (11:47 - 1st)** - Watson 3 run (Huegel kick)
- CU (5:57 - 1st)** - Leggett 21 pass from Watson (Huegel kick)
- VT (:51 - 1st)** - McMillian 1 run (Slye kick)
- CU (11:46 - 2nd)** - Leggett 10 pass from Watson (Huegel kick)
- VT (4:09 - 2nd)** - Evans 11 run (Slye kick)
- CU (9:17 - 3rd)** - Gallman 8 run (Huegel kick)
- CU (4:45 - 3rd)** - Watson 2 run (Huegel kick)
- VT (2:27 - 3rd)** - McMillian 27 run (Reed kick)
- VT (11:35 - 4th)** - Evans 5 run (Slye kick)
- CU (7:33 - 4th)** - Renfrow 15 pass from Watson (Huegel kick)
- VT (5:43 - 4th)** - Phillips 26 pass from Evans (Slye kick)

TEAM STATS

| | CU | VT |
|----------------|---------|---------|
| First downs | 30 | 19 |
| Rushing yds. | 41-182 | 35-102 |
| Passing yds. | 288 | 284 |
| Return yds. | -5 | 110 |
| Passes | 23-34-1 | 22-36-1 |
| Punts-avg. | 5-34.6 | 6-44.8 |
| Fumbles-lost | 0-0 | 1-0 |
| Penalties-yds. | 8-65 | 8-89 |
| Time of poss. | 31:52 | 28:08 |

INDIVIDUAL STATS

Rushing — VT: Evans 21-46, McMillian 7-37, Rogers 4-10, Phillips 3-9; DU: Watson 17-85, Gallman 17-59, Fuller 5-40, Team 2-(-2).

Passing — VT: Evans 21-35-2 264, Ludwig 1-1-0 20; CU: Watson 23-34-1 288.

Receiving — VT: Phillips 12-92, Ford 4-89, Rogers 3-36, Carroll 1-5, Edmunds 1-20, Hodges 1-42; CU: Scott 7-48, Williams 5-57, Leggett 4-49, Cain 2-69, Renfrow 2-46, McCloud 1-9, Gallman 1-7, Thompson 1-3.

THE LAST TIME

TEAM

| | |
|---|--|
| Scored 90+ points | 99, vs. Emory & Henry, 1919 |
| Scored 80-89 points | 86, vs. Roanoke College, 1905 |
| Scored 70-79 points | 77, vs. Akron, 1995 |
| Scored 60-69 points | 66, vs. Appalachian State, 2011 |
| Scored 50-59 points | 52, vs. Virginia, 2016 |
| Scored 40-49 points | 49, vs. Boston College, 2016 |
| Back-to-back 40+ games | vs. BC (49), vs. ECU (54), 2016 |
| Three straight 40+ games | at NCSU (41), vs. CMU (45), vs. WF (52), 2010 |
| Four straight 40+ games | NCSU (41), CMU (45), WF (52), Duke (44), 2010 |
| Rushed for 500+ yards | 500, at Pittsburgh, 1993 |
| Rushed for 400-499 yards | 444, vs. Marshall, 2009 |
| Rushed for 300-399 yards | 308, vs. Western Michigan, 2014 |
| Rushed for 200-299 yards | 289, vs. Virginia, 2016 |
| Passed for 500+ yards | 504, at Syracuse, 2002 |
| Passed for 400-499 yards | 406, at Pittsburgh, 2016 |
| Passed for 300-399 yards | 316 vs. Georgia Tech, 2016 |
| Passed for 200-299 yards | 284, vs. Clemson, 2016 |
| Rushed/Passed for 200+ yards | vs. Virginia, 2016 |
| | 289 rush, 297 pass |
| Had 600+ yards in total offense | 605, vs. Wake Forest, 2010 |
| Had 500-599 yards in total offense | 579, vs. Virginia, 2016 |
| Scored on first offensive play | vs. Appalachian State, 2011 |
| | David Wilson, 20-yard run |
| Won on final offensive play | vs. Virginia, 2012 |
| | Cody Journell 29 yd FG |
| Lost on final offensive play | North Carolina, 2015 |
| | Quinshad Davis 5-yd pass from Marquise Williams (OT) |
| Won in overtime | 29-21, vs. Marshall, 2013 |
| Lost in overtime | 30-27 (OT), vs. North Carolina, 2015 |
| Recorded a safety | vs. East Carolina, 2016 |
| Recorded two defensive TDs | at Boston College, 2008 |
| Zero punts in a game | vs. James Madison, 2010 |
| Zero sacks allowed in a game | vs. East Carolina, 2016 |
| Recorded a shutout | vs. Boston College, 2016 |
| Held opp. to 0 yards or less rushing | -15, vs. Florida State, 2012 |
| Blocked two kicks in a game | vs. East Carolina, 2016 |
| Scored special teams TD | vs. East Carolina, 2016 |
| Scored defensive & special teams TD | at Purdue, 2015 |
| Played an overtime game | vs. Duke [4 OT], 2015 |

INDIVIDUAL

| | |
|------------------------------------|--|
| Rushed for 200+ yards | 253, Darren Evans, vs. Maryland, 2008 |
| Rushed for 150-199 yards | 157, J.C. Coleman, vs. Cincinnati, 2014 |
| Two players rushed for 100 yards | NC State, 2010 |
| | (Darren Evans, 160 yds. & Tyrod Taylor, 121 yds.) |
| Three players rushed for 100 yards | at South Carolina, 1974 |
| | Phil Rogers (120), Roscoe Coles (111) & George Heath (104) |
| Had 40+ carries | 42, Cyrus Lawrence, vs. Memphis St., 1981 |
| Had 30-39 carries | 33, Travon McMillian, at Boston College, 2015 |
| Had 20-29 carries | 21, Jerod Evans, vs. Clemson, 2016 |
| Had two players with 20+ carries | Logan Thomas (23) & Trey Edmunds (22) vs. Marshall, 2013 |
| Rushed for 6 TDs | Tommy Francisco, vs. VMI, 1966 |
| Rushed for 5 TDs | Lee Suggs, at UCF, 2000 |
| Rushed for 4 TDs | Trey Edmunds, at Miami, 2013 |
| Rushed for 3 TDs | David Wilson, vs. Appalachian State, 2011 |
| Rushed for 2 TDs | Jerod Evans & Travon McMillian, vs. Clemson, 2016 |
| Passed for 500+ yards | 504, Bryan Randall, at Syracuse, 2002 |
| Passed for 300-499 yards | 316, Jerod Evans, vs. Georgia Tech, 2016 |
| Passed for 200-299 yards | 264, Jerod Evans, vs. Clemson, 2016 |
| Two QBs each pass for 100+ yards | vs. Appalachian State, 2011 |
| | (Logan Thomas, 149 yds. & Mark Leal, 113 yds.) |

| | |
|--|--|
| Passed for 5 TDs | Jerod Evans, vs. Boston College, 2016 |
| Passed for 4 TDs | Jerod Evans, vs. Liberty, 2016 |
| Passed for 3 TDs | Jerod Evans, vs. East Carolina, 2016 |
| Passed for 2 TDs | Jerod Evans, vs. Virginia, 2016 |
| Two QBs with 2 TD passes apiece | Logan Thomas and Mark Leal vs. Appalachian State, 2011 |
| Had 50+ pass attempts | 56, Michael Brewer, vs. East Carolina, 2014 |
| Had 40-49 pass attempts | 45, Jerod Evans, vs. Georgia Tech, 2016 |
| Had 30-39 pass attempts | 35, Jerod Evans, vs. Clemson, 2016 |
| Had 20-29 pass attempts | 27, Jerod Evans vs. Virginia, 2016 |
| Had 30+ pass completions | 32, Jerod Evans, vs. Georgia Tech, 2016 |
| Had 20-29 pass completions | 21, Jerod Evans, vs. Clemson, 2016 |
| QB rush/pass for 100 yards | Jerod Evans, vs. Georgia Tech, 2016 |
| | (101 rush, 316 pass) |
| Had 10+ receptions | 12, Cam Phillips, vs. Clemson, 2016 |
| Had 250+ yards receiving | 279, Ernest Wilford, at Syracuse, 2002 |
| Had 200-249 yards receiving | 227, Isaiah Ford, vs. Tulsa, 2015 |
| Had 100+ yards receiving | 117, Isaiah Ford, vs. East Carolina, 2016 |
| Three players with 100+ receiving | at Pittsburgh, 2016 |
| | Isaiah Ford (143), Bucky Hodges (145), Cam Phillips (109) |
| Had 4 TD receptions | Ernest Wilford at Syracuse, 2002 |
| Had 3 TD receptions | Bucky Hodges, vs. Duke (4 OT), 2015 |
| Had 2 TD receptions | Isaiah Ford, vs. Boston College, 2016 |
| Intercepted 3 passes | Kendall Fuller, vs. Duke, 2013 |
| Intercepted 2 passes | Greg Stroman, vs. Liberty, 2016 |
| Returned a KO for TD | Demetri Knowles, at North Carolina, 2012 |
| Returned punt for TD | Greg Stroman, vs. East Carolina, 2016 |
| Returned an INT for TD | Andrew Motuapuaka, vs. Furman, 2015 |
| Returned a fumble for TD | Andrew Motuapuaka vs. Virginia, 2016 |
| Returned blocked punt for TD | Adonis Alexander, at Purdue, 2015 |
| Returned blocked FG for TD | D.J. Parker, vs. Georgia Tech, 2005 |
| Returned blocked PAT for 2 pts | Stephan Virgil, vs. East Carolina, 2008 |
| Blocked an extra point | Dadi Nicolas, vs. Miami, 2014 |
| Blocked a FG | Greg Stroman, at Duke, 2016 |
| Blocked a punt | Cam Phillips, vs. East Carolina, 2016 |
| Scored a def. and special teams TD in a game | DeAngelo Hall vs. Arkansas St., 2002 (49-yd. INT & 69-yd. PR) |
| Returned two punts for TDs | DeAngelo Hall vs. Syracuse, 2003 (58 & 60 yds.) |
| Successful 2-point conversion | vs. Duke (4 OT), 2015 |
| | Travon McMillian, rush |
| Made 6 FGs | Joey Slye, at Pittsburgh, 2016 |
| Made 5 FGs | Chris Kinzer, vs. Vanderbilt, 1986 |
| Made 4 FGs | Joey Slye, at Boston College, 2015 |
| Made 3 FGs | Joey Slye, vs. Miami, 2016 |
| Kicked a 60+ FG | 61, Wayne Latimer, vs. Florida State, 1975 |
| Kicked a 50-59 FG | 56, Cody Journell, at Boston College, 2013 |
| Kicked a 40-49 FG | 47, Joey Slye, vs. Miami, 2016 |
| Kicked two 40+ yards FGs in one game | Joey Slye, at Virginia, 2015 |
| Kicked a 70+ punt | 75, Michael Branthover, at Duke, 2011 |
| Kicked a 60-69 punt | 60, Mitchell Ludwig, vs. Clemson, 2016 |



THE LAST TIME – OPPONENT

TEAM

| | |
|----------------------------|------------------------------|
| Scored 70+ points | 77, Alabama, 1973 |
| Scored 60-69 points | 66, Washington & Lee, 1951 |
| Scored 50-59 points | 52, Tulsa, 2015 |
| Scored 40-49 points | 42, vs. Clemson, 2016 |

| | |
|--|------------------------------------|
| Rushed for 500+ yards | 748, Alabama, 1973 |
| Rushed for 400-499 yards | 461, Alabama, 1972 |
| Rushed for 300-399 yards | 309, vs. Georgia Tech, 2016 |
| Rushed for 200-299 yards | 200, at Notre Dame, 2016 |
| Had 50-99 yards rushing | 73, at North Carolina, 2016 |
| Had FEWER than 50 yards rushing | 42, vs. Miami, 2016 |

| | |
|--|-------------------------------------|
| Passed for 500+ yards | NEVER |
| Passed for 400-499 yards | 450, at Syracuse, 2016 |
| Passed for 350-399 yards | 362, vs. East Carolina, 2016 |
| Had 50-99 yards passing | 58, at North Carolina, 2016 |
| Had FEWER than 50 yards passing | 34, vs. Georgia Tech, 2016 |

| | |
|------------------------------------|----------------------|
| Had 800+ yards in total offense | 833, Alabama, 1973 |
| Had 700-799 yards in total offense | NEVER |
| Had 600-699 yards in total offense | 604, Syracuse, 2002 |
| Had 500-599 yards in total offense | 563, vs. Tulsa, 2015 |

| | |
|-------------------------------------|--------------------------|
| Recorded a safety | Boston College [2], 2008 |
| Recorded a defensive TD | Georgia Tech, 2015 |
| Shut out Tech | Cincinnati, 1995 |
| Blocked two kicks in a game | Duke, 2006 |
| Scored a special teams TD | Alabama, 2013 |
| Scored defensive & special teams TD | Alabama, 2013 |

INDIVIDUAL

| | |
|---|---|
| Rushed for 200+ yards | 249, Duke Johnson, Miami, 2014 |
| Rushed for 150-199 yards | 169, James Summers, East Carolina, 2015 |
| Rushed for 100-149 yards | 118, Taquan Mizzell, vs. Virginia, 2016 |
| Two players rushed for 100 yards | vs. Georgia Tech, 2016 |
| | Marcus Marshall (143) & Matthew Jordan (142) |

| | |
|------------------------------------|--|
| Three players rushed for 100 yards | NEVER |
| Had 40+ carries | 44, Paul Palmer, Temple, 1986 |
| Had 35-39 carries | 38, Derrick Knight, Boston College, 2003 |
| Rushed for 6 TDs | Willis McGahee, Miami, 2002 |
| Rushed for 5 TDs | NEVER |
| Rushed for 4 TDs | Chris Brantley, Rutgers, 1992 |
| Rushed for 3 TDs | James Connor, at Pittsburgh, 2016 |
| Rushed for 2 TDs | Deshaun Watson, vs. Clemson, 2016 |

| | |
|-----------------------------------|--|
| Passed for 500+ yards | NEVER |
| Passed for 400-499 yards | 427, Shane Carden, East Carolina, 2014 |
| Passed for 300-399 yards | 323, Brad Kaaya, vs. Miami, 2016 |
| Passed for 5 TDs | NEVER |
| Passed for 4 TDs | Thomas Sirk, Duke (4 OT), 2011 |
| Passed for 3 TDs | Deshaun Watson, vs. Clemson, 2016 |
| Had 50+ pass attempts | 53, Eric Dungey, at Syracuse, 2016 |
| Had 40-49 pass attempts | 44, Dane Evans, Tulsa, 2015 |
| Had 30-39 pass attempts | 34, Deshaun Watson, vs. Clemson, 2016 |
| Had 30+ pass completions | 30, Dominique Davis, East Carolina, 2010 |
| Had 20-29 pass comps | 23, Deshaun Watson, vs. Clemson, 2016 |
| QB rush/pass for 100 yards | Eric Dungey, at Syracuse, 2016 |
| | 311 yds passing, 109 yds rushing |

| | |
|---------------------------|--|
| Had 11+ receptions | 11, Ervin Phillips, at Syracuse, 2016 |
| Had 250+ yards receiving | NEVER |

| | |
|--|--|
| Had 200-249 yards receiving | 224, Cam Worthy, East Carolina, 2014 |
| Had 100+ yards receiving 179, Jimmy Williams, vs. East Carolina, 2016 | |
| Two players w/100+ yards receiving | at Syracuse, 2016 |
| | Ervin Phillips, 139 & Brisley Estime, 131 |

| | |
|-----------------------------|--|
| Had 4 TD receptions | Chris Brantley, Rutgers, 1992 |
| Had 3 TD receptions | Coby Fleener, Stanford, 2011 |
| Had 2 TD receptions | Jordan Leggett, vs. Clemson, 2016 |
| Intercepted 3 passes | Aaron Beasley, West Virginia, 1994 |
| Intercepted 2 passes | Cordrea Tankersley, vs. Clemson, 2016 |

| | |
|---|---|
| Returned a KO for TD | Christion Jones, Alabama, 2013 |
| Returned punt for TD | William Likely, Maryland, 2013 |
| Returned an INT for TD | David Dean, Virginia, 2014 |
| Returned/recovered a fumble for TD | Alpha Jalloh, vs. Liberty, 2016 |
| Returned blocked punt for TD | T.J. Lee, East Carolina, 2008 |
| Returned blocked FG for TD | NEVER |
| Returned blocked PAT for 2 pts | Nigel Bradham, Florida State, 2010 |
| Blocked an extra point | Richard Ash, Western Michigan, 2014 |
| Blocked a FG | Jaquan Johnson, vs. Miami, 2016 |
| Blocked a punt | Gabriel Terry, Miami, 2012 |
| 2-point conversion | at Pittsburgh, 2016 |
| | Nathan Peterman pass to James Conner |

| | |
|--------------------------|--|
| Made 6 FGs | NEVER |
| Made 5 FGs | Alex Henery, Nebraska, 2009 |
| Made 4 FGs | Will Snyderwine, Duke, 2009 |
| Made 3 FGs | Harrison Butker, vs. Georgia Tech, 2016 |
| Kicked a 60+ FG | NEVER |
| Kicked a 50-59 FG | 51, Cole Murphy, at Syracuse, 2016 |
| Kicked two 50+ FGs | 51 & 53, Ross Martin, Duke, 2013 |
| Kicked a 40-49 FG | 40, Harrison Butker, vs. Georgia Tech, 2016 |

| | |
|----------------------------|---|
| Kicked a 70+ punt | 76, Alex Henery, Nebraska, 2009 |
| Kicked a 60-69 punt | 65, Tyler Newsome, at Notre Dame, 2016 |

TURNOVERS

THE LAST TIME TECH...

| | |
|----------------------------------|--------------------------------|
| Lost two fumbles | at North Carolina, 2016 |
| Lost three fumbles | vs. Miami, 2014 |
| Lost four fumbles | vs. Liberty, 2016 |
| Lost five or more fumbles | 5, vs. Tennessee, 2016 |

| | |
|---------------------------------|--------------------------------|
| Threw three interceptions | at Miami, Brenden Motley, 2015 |
| Threw four interceptions | vs. Duke, 2013 |
| Threw five interceptions | vs. Virginia, 1994 |
| Threw six or more interceptions | 7, vs. Florida St., 1959 |

THE LAST TIME AN OPPONENT...

| | |
|---------------------------|--------------------------------|
| Lost two fumbles | at North Carolina, 2016 |
| Lost three fumbles | North Carolina (OT), 2015 |
| Lost four fumbles | Arkansas St., 2002 |
| Lost five or more fumbles | 5, Clemson, 1985 |

| | |
|---------------------------------|--------------------|
| Threw three interceptions | Ohio State, 2014 |
| Threw four interceptions | Duke, 2013 |
| Threw five interceptions | Georgia Tech, 2007 |
| Threw six or more interceptions | 6, Rutgers, 1998 |

VIRGINIA TECH FOOTBALL
2016 SEASON - AS OF DECEMBER 4

| RECORD | OVERALL | HOME | AWAY | NEUTRAL |
|----------------|---------|------|------|---------|
| ALL GAMES | 9-4 | 5-1 | 4-2 | 0-1 |
| CONFERENCE | 6-2 | 3-1 | 3-1 | 0-0 |
| NON-CONFERENCE | 3-2 | 2-0 | 1-1 | 0-1 |

| DATE | OPPONENT | LOCATION | TV | SCORE | ATTEND |
|----------------|---------------------------|-------------------------|-------------|---------|---------|
| Sep 03, 2016 | Liberty | Blacksburg, Va. | ACC NETWORK | W 36-16 | 62,234 |
| ! Sep 10, 2016 | vs. (17/14) Tennessee | Bristol Motor Speedway | ABC | L 24-45 | 156,990 |
| * Sep 17, 2016 | Boston College | Blacksburg, Va. | ESPNU | W 49-0 | 60,054 |
| Sep 24, 2016 | East Carolina | Blacksburg, Va. | ACC NETWORK | W 54-17 | 63,712 |
| * Oct 08, 2016 | at (17/16) North Carolina | Chapel Hill, N.C. | ABC/ESPN2 | W 34-3 | 33,000 |
| * Oct 15, 2016 | at Syracuse | Syracuse, N.Y. | ESPNU | L 17-31 | 33,838 |
| * Oct 20, 2016 | Miami | Blacksburg, Va. | ESPN | W 37-16 | 63,507 |
| * Oct 27, 2016 | at Pittsburgh | Pittsburgh, Pa. | ESPN | W 39-36 | 63,507 |
| * Nov 05, 2016 | at Duke | Durham, N.C. | ESPNU | W 24-21 | 38,217 |
| * Nov 12, 2016 | Georgia Tech | Blacksburg, Va. | ESPNU | L 20-30 | 65,632 |
| Nov 19, 2016 | at Notre Dame | Notre Dame, Ind. | NBC | W 34-31 | 80,795 |
| * Nov 26, 2016 | Virginia | Blacksburg, Va. | ESPN2 | W 52-10 | 63,120 |
| % Dec 03, 2016 | vs. (3/3) Clemson | Camping World Stadium | ABC | L 35-42 | 50,628 |
| ^ Dec 29, 2016 | vs. Arkansas | Bank of America Stadium | ESPN | 5:30 PM | |

* - Atlantic Coast Conference Game
! - Battle at Bristol (Bristol, Tenn.)
% - ACC Championship (Orlando, Fla.)
^ - Belk Bowl (Charlotte, N.C.)

Rankings: (AP/Coaches)

| RUSHING | GP | ATT | GAIN | LOSS | NET | AVG | TD | LONG | AVG/G |
|-------------------|-----------|------------|-------------|------------|-------------|------------|-----------|-----------|--------------|
| Jerod Evans | 13 | 182 | 951 | 192 | 759 | 4.2 | 10 | 55 | 58.4 |
| Travon McMillian | 13 | 136 | 677 | 40 | 637 | 4.7 | 6 | 69 | 49.0 |
| Sam Rogers | 13 | 65 | 280 | 1 | 279 | 4.3 | 2 | 32 | 21.5 |
| Marshawn Williams | 9 | 59 | 247 | 3 | 244 | 4.1 | 2 | 19 | 27.1 |
| Cam Phillips | 13 | 26 | 125 | 1 | 124 | 4.8 | 0 | 20 | 9.5 |
| Brenden Motley | 7 | 20 | 126 | 2 | 124 | 6.2 | 2 | 26 | 17.7 |
| Shai McKenzie | 6 | 20 | 82 | 6 | 76 | 3.8 | 1 | 9 | 12.7 |
| D.J. Reid | 5 | 12 | 65 | 0 | 65 | 5.4 | 0 | 18 | 13.0 |
| Steven Peoples | 13 | 16 | 60 | 0 | 60 | 3.8 | 1 | 7 | 4.6 |
| C.J. Carroll | 13 | 9 | 50 | 4 | 46 | 5.1 | 0 | 16 | 3.5 |
| Bucky Hodges | 13 | 7 | 32 | 0 | 32 | 4.6 | 0 | 7 | 2.5 |
| Deshawn McCleave | 1 | 8 | 28 | 1 | 27 | 3.4 | 0 | 7 | 27.0 |
| Isaiah Ford | 13 | 4 | 30 | 11 | 19 | 4.8 | 0 | 26 | 1.5 |
| Sean Daniel | 1 | 1 | 10 | 0 | 10 | 10.0 | 0 | 10 | 10.0 |
| Henri Murphy | 12 | 1 | 3 | 0 | 3 | 3.0 | 0 | 3 | 0.2 |
| Jack Click | 1 | 2 | 2 | 1 | 1 | 0.5 | 0 | 2 | 1.0 |
| Mitchell Ludwig | 13 | 1 | 0 | 11 | -11 | -11.0 | 0 | 0 | -0.8 |
| TEAM | 12 | 25 | 0 | 91 | -91 | -3.6 | 0 | 0 | -7.6 |
| TOTAL | 13 | 594 | 2768 | 364 | 2404 | 4.0 | 24 | 69 | 184.9 |
| OPPONENTS | 13 | 490 | 2324 | 393 | 1931 | 3.9 | 21 | 67 | 148.5 |

| PASSING | GP | EFFIC | ATT-CMP-INT | PCT | YDS | TD | LONG | AVG/G |
|------------------|-----------|---------------|-------------------|-------------|-------------|-----------|-----------|--------------|
| Jerod Evans | 13 | 154.13 | 247-389-7 | 63.5 | 3303 | 27 | 62 | 254.1 |
| Brenden Motley | 7 | 95.52 | 9-20-0 | 45.0 | 81 | 1 | 31 | 11.6 |
| TEAM | 12 | 0.00 | 0-2-0 | 0.0 | 0 | 0 | 0 | 0.0 |
| Jack Click | 1 | 0.00 | 0-1-0 | 0.0 | 0 | 0 | 0 | 0.0 |
| Mitchell Ludwig | 13 | 268.00 | 1-1-0 | 100.0 | 20 | 0 | 20 | 1.5 |
| Isaiah Ford | 13 | 0.00 | 0-1-0 | 0.0 | 0 | 0 | 0 | 0.0 |
| Sam Rogers | 13 | 539.20 | 1-1-0 | 100.0 | 13 | 1 | 13 | 1.0 |
| TOTAL | 13 | 151.02 | 258-415-7 | 62.2 | 3417 | 29 | 62 | 262.8 |
| OPPONENTS | 13 | 109.22 | 198-400-13 | 49.5 | 2525 | 16 | 84 | 194.2 |

| RECEIVING | GP | NO. | YDS | AVG | TD | LONG | AVG/G |
|-------------------|-----------|------------|-------------|-------------|-----------|-----------|--------------|
| Isaiah Ford | 13 | 73 | 1038 | 14.2 | 7 | 53 | 79.8 |
| Cam Phillips | 13 | 70 | 868 | 12.4 | 5 | 55 | 66.8 |
| Bucky Hodges | 13 | 43 | 640 | 14.9 | 7 | 42 | 49.2 |
| Sam Rogers | 13 | 22 | 287 | 13.0 | 3 | 52 | 22.1 |
| C.J. Carroll | 13 | 18 | 258 | 14.3 | 0 | 62 | 19.8 |
| Travon McMillian | 13 | 10 | 112 | 11.2 | 3 | 31 | 8.6 |
| Chris Cunningham | 11 | 5 | 43 | 8.6 | 3 | 13 | 3.9 |
| Henri Murphy | 12 | 3 | 29 | 9.7 | 0 | 12 | 2.4 |
| Shai McKenzie | 6 | 3 | 28 | 9.3 | 0 | 17 | 4.7 |
| Jaylen Bradshaw | 8 | 3 | 25 | 8.3 | 0 | 10 | 3.1 |
| Steven Peoples | 13 | 2 | 40 | 20.0 | 1 | 27 | 3.1 |
| Devin Wilson | 6 | 2 | 13 | 6.5 | 0 | 8 | 2.2 |
| Terrell Edmunds | 13 | 1 | 20 | 20.0 | 0 | 20 | 1.5 |
| Divine Deablo | 13 | 1 | 8 | 8.0 | 0 | 8 | 0.6 |
| Sean Daniel | 1 | 1 | 6 | 6.0 | 0 | 6 | 6.0 |
| Marshawn Williams | 9 | 1 | 2 | 2.0 | 0 | 2 | 0.2 |
| TOTAL | 13 | 258 | 3417 | 13.2 | 29 | 62 | 262.8 |
| OPPONENTS | 13 | 198 | 2525 | 12.8 | 16 | 84 | 194.2 |

| TEAM STATISTICS | HOKIES | OPPONENT |
|-------------------------|-------------|-------------|
| SCORING | 455 | 295 |
| Points Per Game | 35.0 | 22.7 |
| Points Off Turnovers | 54 | 71 |
| FIRST DOWNS | 305 | 226 |
| Rushing | 125 | 97 |
| Passing | 158 | 105 |
| Penalty | 22 | 24 |
| RUSHING YARDAGE | 2404 | 1931 |
| Yards gained rushing | 2768 | 2324 |
| Yards lost rushing | 364 | 393 |
| Rushing Attempts | 594 | 490 |
| Average Per Rush | 4.0 | 3.9 |
| Average Per Game | 184.9 | 148.5 |
| TDs Rushing | 24 | 21 |
| PASSING YARDAGE | 3417 | 2525 |
| Comp-Att-Int | 258-415-7 | 198-400-13 |
| Average Per Pass | 8.2 | 6.3 |
| Average Per Catch | 13.2 | 12.8 |
| Average Per Game | 262.8 | 194.2 |
| TDs Passing | 29 | 16 |
| TOTAL OFFENSE | 5821 | 4456 |
| Total Plays | 1009 | 890 |
| Average Per Play | 5.8 | 5.0 |
| Average Per Game | 447.8 | 342.8 |
| KICK RETURNS: #-Yards | 40-865 | 20-360 |
| PUNT RETURNS: #-Yards | 42-338 | 13-40 |
| INT RETURNS: #-Yards | 13-42 | 7-22 |
| KICK RETURN AVERAGE | 21.6 | 18.0 |
| PUNT RETURN AVERAGE | 8.0 | 3.1 |
| INT RETURN AVERAGE | 3.2 | 3.1 |
| FUMBLES-LOST | 30-17 | 20-8 |
| PENALTIES-Yards | 67-605 | 102-755 |
| Average Per Game | 46.5 | 58.1 |
| PUNTS-Yards | 64-2483 | 91-3737 |
| Average Per Punt | 38.8 | 41.1 |
| Net punt average | 37.5 | 35.8 |
| KICKOFFS-Yards | 87-5611 | 63-3919 |
| Average Per Kick | 64.5 | 62.2 |
| Net kick average | 40.8 | 39.7 |
| TIME OF POSSESSION/Game | 31:27 | 28:33 |
| 3RD-DOWN Conversions | 83/197 | 54/190 |
| 3rd-Down Pct | 42% | 28% |
| 4TH-DOWN Conversions | 9/15 | 10/21 |
| 4th-Down Pct | 60% | 48% |
| SACKS BY-Yards | 26-163 | 28-144 |
| MISC YARDS | 112 | 9 |
| TOUCHDOWNS SCORED | 56 | 38 |
| FIELD GOALS-ATTEMPTS | 20-27 | 10-15 |
| ON-SIDE KICKS | 0-2 | 0-0 |
| RED-ZONE SCORES | (55-63) 87% | (31-38) 82% |
| RED-ZONE TOUCHDOWNS | (37-63) 59% | (23-38) 61% |
| PAT-ATTEMPTS | (53-54) 98% | (35-37) 95% |

| ATTENDANCE | HOKIES | OPPONENT |
|--------------------|---------------|---------------|
| TOTAL | 378259 | 226104 |
| Games/Avg Per Game | 6/63043 | 5/45221 |
| Neutral Site Games | | 2/103809 |

| SCORE BY QUARTERS | 1ST | 2ND | 3RD | 4TH | TOTAL |
|-------------------|-----|-----|-----|-----|-------|
| Virginia Tech | 88 | 134 | 134 | 99 | 455 |
| Opponents | 53 | 99 | 66 | 77 | 295 |

| PUNT RETURNS | NO. | YDS | AVG | TD | LONG |
|------------------|-----------|------------|------------|----------|-----------|
| Greg Stroman | 25 | 221 | 8.8 | 1 | 87 |
| C.J. Carroll | 11 | 98 | 8.9 | 0 | 19 |
| Cam Phillips | 4 | 29 | 7.2 | 0 | 15 |
| Curtis Williams | 1 | -8 | -8.0 | 0 | 0 |
| TEAM | 1 | -2 | -2.0 | 0 | 0 |
| Adonis Alexander | 0 | 0 | 0.0 | 0 | 0 |
| TOTAL | 42 | 338 | 8.0 | 1 | 87 |
| OPPONENTS | 13 | 40 | 3.1 | 0 | 20 |

| INTERCEPTIONS | NO. | YDS | AVG | TD | LONG |
|-------------------|-----------|-----------|------------|----------|-----------|
| Andrew Motuapuaka | 3 | 0 | 0.0 | 0 | 0 |
| Terrell Edmunds | 3 | 15 | 5.0 | 0 | 15 |
| Greg Stroman | 3 | 0 | 0.0 | 0 | 0 |
| Adonis Alexander | 2 | -1 | -0.5 | 0 | 0 |
| Mook Reynolds | 2 | 4 | 2.0 | 0 | 3 |
| TOTAL | 13 | 42 | 3.2 | 0 | 24 |
| OPPONENTS | 7 | 22 | 3.1 | 0 | 19 |

| KICK RETURNS | NO. | YDS | AVG | TD | LONG |
|------------------|-----------|------------|-------------|----------|-----------|
| Greg Stroman | 22 | 460 | 20.9 | 0 | 37 |
| Henri Murphy | 10 | 262 | 26.2 | 0 | 40 |
| Der'Woun Greene | 5 | 113 | 22.6 | 0 | 37 |
| Tim Settle | 2 | 15 | 7.5 | 0 | 9 |
| Sam Rogers | 1 | 15 | 15.0 | 0 | 15 |
| Adonis Alexander | 0 | 0 | 0.0 | 0 | 0 |
| TOTAL | 40 | 865 | 21.6 | 0 | 40 |
| OPPONENTS | 20 | 360 | 18.0 | 0 | 31 |

| FUMBLE RETURNS | NO. | YDS | AVG | TD | LONG |
|-------------------|----------|-----------|-------------|----------|-----------|
| Andrew Motuapuaka | 2 | 79 | 39.5 | 1 | 70 |
| Woody Baron | 1 | 9 | 9.0 | 0 | 9 |
| Adonis Alexander | 0 | 0 | 0.0 | 1 | 0 |
| TOTAL | 3 | 88 | 29.3 | 2 | 70 |
| OPPONENTS | 1 | 71 | 71.0 | 1 | 71 |

| FG SEQUENCE | VIRGINIA TECH | OPPONENTS |
|----------------|-------------------------------|----------------|
| Liberty | 52,(34),(34) | - |
| Tennessee | 47,(26) | (34),47 |
| Boston College | - | - |
| East Carolina | (20) | [26],[27] |
| North Carolina | (35),(28) | (28) |
| Syracuse | (36),45 | [53],[51],51 |
| Miami | (47),(27),(38),[42] | (29) |
| Pitt | (31),(21),(22),(26),(37),(22) | - |
| Duke | 34,(27) | [30] |
| Georgia Tech | [38] | (40),(39),(35) |
| Notre Dame | (23),(20) | (25) |
| Virginia | 45,(24) | (29) |
| Clemson | - | - |
| Arkansas | - | - |

Numbers in (parentheses) indicate field goal was made.
Numbers in [brackets] indicate field goal was blocked.

| PUNTING | NO. | YDS | AVG | LONG | TB | FC | I20 | 50+ | BLKD |
|------------------|-----------|-------------|-------------|-----------|----------|-----------|-----------|-----------|----------|
| Mitchell Ludwig | 62 | 2403 | 38.8 | 61 | 2 | 28 | 26 | 10 | 0 |
| Greg Stroman | 2 | 80 | 40.0 | 45 | 0 | 0 | 1 | 0 | 0 |
| TOTAL | 64 | 2483 | 38.8 | 61 | 2 | 28 | 27 | 10 | 0 |
| OPPONENTS | 91 | 3737 | 41.1 | 67 | 7 | 24 | 15 | 14 | 1 |

| KICKOFFS | NO. | YDS | AVG | TB | OB | RETN | NET | YDLN |
|------------------|-----------|-------------|-------------|-----------|----------|------------|-------------|-----------|
| Joey Slye | 87 | 5611 | 64.5 | 68 | 0 | 360 | 40.8 | 24 |
| TOTAL | 87 | 5611 | 64.5 | 68 | 0 | 360 | 40.8 | 24 |
| OPPONENTS | 63 | 3919 | 62.2 | 22 | 1 | 865 | 39.7 | 25 |

| SCORING | TD | FGS | PATS | | | | DXP | SAFETY | POINTS |
|-------------------|-----------|--------------|--------------|------------|----------|------------|----------|----------|------------|
| | | | KICK | RUSH | RCV | PASS | | | |
| Joey Slye | 0 | 20-26 | 53-54 | 0-0 | 0 | 0-0 | 0 | 0 | 113 |
| Jerod Evans | 10 | 0-0 | 0-0 | 0-1 | 0 | 1-1 | 0 | 0 | 60 |
| Travon McMillian | 9 | 0-0 | 0-0 | 0-0 | 0 | 0-0 | 0 | 0 | 54 |
| Bucky Hodges | 7 | 0-0 | 0-0 | 0-0 | 0 | 0-0 | 0 | 0 | 42 |
| Isaiah Ford | 7 | 0-0 | 0-0 | 0-0 | 0 | 0-0 | 0 | 0 | 42 |
| Sam Rogers | 5 | 0-0 | 0-0 | 0-0 | 0 | 0-0 | 0 | 0 | 30 |
| Cam Phillips | 5 | 0-0 | 0-0 | 0-0 | 0 | 0-0 | 0 | 0 | 30 |
| Chris Cunningham | 3 | 0-0 | 0-0 | 0-0 | 1 | 0-0 | 0 | 0 | 20 |
| Steven Peoples | 2 | 0-0 | 0-0 | 0-0 | 0 | 0-0 | 0 | 0 | 12 |
| Marshawn Williams | 2 | 0-0 | 0-0 | 0-0 | 0 | 0-0 | 0 | 0 | 12 |
| Brenden Motley | 2 | 0-0 | 0-0 | 0-0 | 0 | 0-0 | 0 | 0 | 12 |
| Greg Stroman | 1 | 0-0 | 0-0 | 0-0 | 0 | 0-0 | 0 | 0 | 6 |
| Shai McKenzie | 1 | 0-0 | 0-0 | 0-0 | 0 | 0-0 | 0 | 0 | 6 |
| Adonis Alexander | 1 | 0-0 | 0-0 | 0-0 | 0 | 0-0 | 0 | 0 | 6 |
| Andrew Motuapuaka | 1 | 0-0 | 0-0 | 0-0 | 0 | 0-0 | 0 | 0 | 6 |
| TEAM | 0 | 0-1 | 0-0 | 0-0 | 0 | 0-0 | 0 | 2 | 4 |
| TOTAL | 56 | 20-27 | 53-54 | 0-1 | 1 | 1-1 | 0 | 2 | 455 |
| OPPONENTS | 38 | 10-15 | 35-37 | 0-0 | 1 | 1-1 | 0 | 0 | 295 |

| TOTAL OFFENSE | G | PLAYS | RUSH | PASS | TOTAL | AVG/G |
|-------------------|-----------|-------------|-------------|-------------|-------------|--------------|
| Jerod Evans | 13 | 571 | 759 | 3303 | 4062 | 312.5 |
| Travon McMillian | 13 | 136 | 637 | 0 | 637 | 49.0 |
| Sam Rogers | 13 | 66 | 279 | 13 | 292 | 22.5 |
| Marshawn Williams | 9 | 59 | 244 | 0 | 244 | 27.1 |
| Brenden Motley | 7 | 40 | 124 | 81 | 205 | 29.3 |
| Cam Phillips | 13 | 26 | 124 | 0 | 124 | 9.5 |
| Shai McKenzie | 6 | 20 | 76 | 0 | 76 | 12.7 |
| D.J. Reid | 5 | 12 | 65 | 0 | 65 | 13.0 |
| Steven Peoples | 13 | 16 | 60 | 0 | 60 | 4.6 |
| C.J. Carroll | 13 | 9 | 46 | 0 | 46 | 3.5 |
| Bucky Hodges | 13 | 7 | 32 | 0 | 32 | 2.5 |
| Deshawn McCleese | 1 | 8 | 27 | 0 | 27 | 27.0 |
| Isaiah Ford | 13 | 5 | 19 | 0 | 19 | 1.5 |
| Sean Daniel | 1 | 1 | 10 | 0 | 10 | 10.0 |
| Mitchell Ludwig | 13 | 2 | -11 | 20 | 9 | 0.7 |
| Henri Murphy | 12 | 1 | 3 | 0 | 3 | 0.2 |
| Jack Click | 1 | 3 | 1 | 0 | 1 | 1.0 |
| TEAM | 12 | 27 | -91 | 0 | -91 | -7.6 |
| TOTAL | 13 | 1009 | 2404 | 3417 | 5821 | 447.8 |
| OPPONENTS | 13 | 890 | 1931 | 2525 | 4456 | 342.8 |

| FIELD GOALS | FGM-FGA | PCT | 01-19 | 20-29 | 30-39 | 40-49 | 50-99 | LG | BLK |
|-------------|---------|------|-------|-------|-------|-------|-------|----|-----|
| Joey Slye | 20-26 | 76.9 | 0-0 | 12-12 | 7-8 | 1-5 | 0-1 | 47 | 1 |
| TEAM | 0-1 | 0.0 | 0-0 | 0-0 | 0-1 | 0-0 | 0-0 | 0 | 1 |

| ALL PURPOSE | G | RUSH | REC | PR | KOR | IR | TOT | AVG/G |
|-------------------|-----------|-------------|-------------|------------|------------|-----------|-------------|--------------|
| Isaiah Ford | 13 | 19 | 1038 | 0 | 0 | 0 | 1057 | 81.3 |
| Cam Phillips | 13 | 124 | 868 | 29 | 0 | 0 | 1021 | 78.5 |
| Jerod Evans | 13 | 759 | 0 | 0 | 0 | 0 | 759 | 58.4 |
| Travon McMillian | 13 | 637 | 112 | 0 | 0 | 0 | 749 | 57.6 |
| Greg Stroman | 10 | 0 | 0 | 221 | 460 | 0 | 681 | 68.1 |
| Bucky Hodges | 13 | 32 | 640 | 0 | 0 | 0 | 672 | 51.7 |
| Sam Rogers | 13 | 279 | 287 | 0 | 15 | 0 | 581 | 44.7 |
| C.J. Carroll | 13 | 46 | 258 | 98 | 0 | 0 | 402 | 30.9 |
| Henri Murphy | 12 | 3 | 29 | 0 | 262 | 0 | 294 | 24.5 |
| Marshawn Williams | 9 | 244 | 2 | 0 | 0 | 0 | 246 | 27.3 |
| Brenden Motley | 7 | 124 | 0 | 0 | 0 | 0 | 124 | 17.7 |
| Der'Woun Greene | 10 | 0 | 0 | 0 | 113 | 0 | 113 | 11.3 |
| Shai McKenzie | 6 | 76 | 28 | 0 | 0 | 0 | 104 | 17.3 |
| Steven Peoples | 13 | 60 | 40 | 0 | 0 | 0 | 100 | 7.7 |
| D.J. Reid | 5 | 65 | 0 | 0 | 0 | 0 | 65 | 13.0 |
| Chris Cunningham | 11 | 0 | 43 | 0 | 0 | 0 | 43 | 3.9 |
| Terrell Edmunds | 13 | 0 | 20 | 0 | 0 | 15 | 35 | 2.7 |
| Deshawn McCleese | 1 | 27 | 0 | 0 | 0 | 0 | 27 | 27.0 |
| Jaylen Bradshaw | 8 | 0 | 25 | 0 | 0 | 0 | 25 | 3.1 |
| Chuck Clark | 13 | 0 | 0 | 0 | 0 | 24 | 24 | 1.8 |
| Sean Daniel | 1 | 10 | 6 | 0 | 0 | 0 | 16 | 16.0 |
| Tim Settle | 13 | 0 | 0 | 0 | 15 | 0 | 15 | 1.2 |
| Devin Wilson | 6 | 0 | 13 | 0 | 0 | 0 | 13 | 2.2 |
| Adonis Alexander | 12 | 0 | 0 | 0 | 0 | -1 | 9 | 0.8 |
| Divine Deablo | 13 | 0 | 8 | 0 | 0 | 0 | 8 | 0.6 |
| Mook Reynolds | 13 | 0 | 0 | 0 | 0 | 4 | 4 | 0.3 |
| Jack Click | 1 | 1 | 0 | 0 | 0 | 0 | 1 | 1.0 |
| Curtis Williams | 12 | 0 | 0 | -8 | 0 | 0 | -8 | -0.7 |
| Mitchell Ludwig | 13 | -11 | 0 | 0 | 0 | 0 | -11 | -0.8 |
| TEAM | 12 | -91 | 0 | -2 | 0 | 0 | -93 | -7.8 |
| TOTAL | 13 | 2404 | 3417 | 338 | 865 | 42 | 7076 | 544.3 |
| OPPONENTS | 13 | 1931 | 2525 | 40 | 360 | 22 | 4878 | 375.2 |

DEFENSIVE STATISTICS

| LEADERS | GP-GS | TACKLES | | | TFL/YDS | SACKS NO-YARDS | PASS DEF | | | FUMBLES | | BLKD KICK | SAFETY |
|----------------------|-----------|------------|------------|-------------|-----------------|-------------------|--------------|-----------|-----------|--------------|-----------|--------------|----------|
| | | SOLO | AST | TOTAL | | | INT-YDS | BRUP | QBH | RCV-YDS | FF | | |
| 54 Andrew Motuapuaka | 13 | 49 | 57 | 106 | 5.0-18 | 2.0-11 | 3-0 | 4 | 5 | 2-79 | 1 | . | . |
| 49 Tremaine Edmunds | 13 | 53 | 46 | 99 | 17.0-62 | 4.5-27 | . | 2 | 9 | 1-0 | 1 | . | . |
| 19 Chuck Clark | 13 | 47 | 38 | 85 | 2.5-5 | . | 0-24 | 2 | . | . | 1 | . | . |
| 22 Terrell Edmunds | 13 | 45 | 39 | 84 | 2.5-4 | . | 3-15 | 3 | 1 | 1-0 | . | . | . |
| 6 Mook Reynolds | 13 | 31 | 28 | 59 | 6.5-21 | . | 2-4 | 5 | 4 | . | 1 | . | . |
| 25 Woody Baron | 13 | 35 | 17 | 52 | 17.5-65 | 4.5-25 | . | . | 5 | 1-9 | . | . | . |
| 99 Vinny Mihota | 13 | 20 | 23 | 43 | 7.0-23 | 2.0-16 | . | 3 | 3 | . | . | 1 | . |
| 36 Adonis Alexander | 12 | 29 | 13 | 42 | 2.0-5 | . | 2--1 | 7 | 1 | . | . | . | . |
| 31 Brandon Facyson | 13 | 25 | 13 | 38 | 4.0-15 | . | . | 11 | . | . | 2 | . | . |
| 40 Ken Ekanem | 12 | 19 | 16 | 35 | 9.0-39 | 6.5-35 | . | 2 | 11 | . | . | . | . |
| 94 Trevon Hill | 13 | 14 | 19 | 33 | 5.0-18 | 1.5-9 | . | . | 4 | . | . | . | . |
| 98 Ricky Walker | 13 | 10 | 18 | 28 | 6.5-25 | 1.5-14 | . | 4 | 4 | . | . | . | . |
| 97 Tim Settle | 13 | 7 | 10 | 17 | 7.0-16 | . | . | . | 2 | . | . | 1 | . |
| 24 Anthony Shegog | 13 | 5 | 11 | 16 | 2.0-6 | 0.5-1 | . | 3 | 1 | 1-0 | . | . | . |
| 8 Nigel Williams | 11 | 9 | 7 | 16 | 4.0-7 | 0.5-1 | . | 1 | 1 | . | . | . | . |
| 3 Greg Stroman | 10 | 7 | 6 | 13 | . | . | 3-0 | 10 | . | . | . | 1 | . |
| 56 Sean Huelskamp | 13 | 3 | 8 | 11 | . | . | . | . | 1 | . | . | . | . |
| 23 Der'Woun Greene | 10 | 7 | 2 | 9 | . | . | . | . | . | 1-0 | . | . | . |
| 14 Tavante Beckett | 13 | 2 | 4 | 6 | 0.5-1 | . | . | . | . | . | . | . | . |
| 11 Houshun Gaines | 11 | . | 5 | 5 | 0.5-1 | 0.5-1 | . | . | . | . | . | . | . |
| 20 Curtis Williams | 12 | 1 | 3 | 4 | 0.5-0 | . | . | . | . | . | . | . | . |
| 91 Steve Sobczak | 9 | . | 4 | 4 | 0.5-4 | 0.5-4 | . | . | 1 | . | . | . | . |
| 88 Divine Deablo | 13 | 2 | 2 | 4 | . | . | . | . | . | . | 1 | . | . |
| 20 Deon Newsome | 11 | . | 3 | 3 | . | . | . | . | . | . | . | . | . |
| 43 Seth Dooley | 11 | 2 | 1 | 3 | 1.5-7 | 0.5-4 | . | . | . | . | . | . | . |
| 26 Jovonn Quillen | 11 | 1 | 2 | 3 | . | . | . | . | . | 1-0 | . | . | . |
| 5 Cam Phillips | 13 | . | 3 | 3 | 1.0-17 | 0.5-8 | . | . | . | . | . | 1 | . |
| 32 Steven Peoples | 13 | . | 3 | 3 | . | . | . | . | . | . | . | . | . |
| 96 Jimmie Taylor | 2 | . | 2 | 2 | 0.5-1 | . | . | . | . | . | . | . | . |
| 90 Mitchell Ludwig | 13 | 1 | 1 | 2 | . | . | . | . | . | . | . | . | . |
| 21 Reggie Floyd | 11 | . | 1 | 1 | 0.5-7 | 0.5-7 | . | . | . | . | . | . | . |
| 42 Marshawn Williams | 9 | . | 1 | 1 | . | . | . | . | . | . | . | . | . |
| 7 Bucky Hodges | 13 | 1 | . | 1 | . | . | . | . | . | . | . | . | . |
| 38 Alden Carpenter | 4 | 1 | . | 1 | . | . | . | . | . | . | . | . | . |
| 37 Johnathan Galante | 12 | . | 1 | 1 | . | . | . | . | . | . | . | . | . |
| 46 Joey Slye | 13 | 1 | . | 1 | . | . | . | . | . | . | . | . | . |
| 44 Tre Hubbard | 3 | 1 | . | 1 | . | . | . | . | . | . | 1 | . | . |
| 17 Jahque Alleyne | 3 | . | 1 | 1 | . | . | . | . | . | . | . | . | . |
| 50 Jamieon Moss | 1 | 1 | . | 1 | . | . | . | . | . | . | . | . | . |
| TM TEAM | 12 | . | . | . | . | . | . | . | . | . | . | . | 2 |
| TOTAL | 13 | 429 | 408 | 837 | 103-367 | 26-163 | 13-42 | 57 | 53 | 8-88 | 8 | 4 | 2 |
| OPPONENTS | 13 | 535 | 522 | 1057 | 78.0-263 | 28-144 | 7-22 | 30 | 34 | 17-71 | 14 | 3 | . |

RUSHING TACKLES

| PLAYER | NO. | PLAYER | NO. |
|-------------------|-----|-------------------|------------|
| Andrew Motuapuaka | 81 | Steve Sobczak | 3 |
| Tremaine Edmunds | 74 | Jimmie Taylor | 2 |
| Chuck Clark | 59 | Marshawn Williams | 1 |
| Terrell Edmunds | 51 | Jahque Alleyne | 1 |
| Woody Baron | 42 | Jamieon Moss | 1 |
| Vinny Mihota | 38 | Seth Dooley | 1 |
| Mook Reynolds | 28 | TOTALS | 555 |
| Trevon Hill | 27 | | |
| Ken Ekanem | 26 | | |
| Ricky Walker | 23 | | |
| Tim Settle | 16 | | |
| Nigel Williams | 15 | | |
| Adonis Alexander | 14 | | |
| Brandon Facyson | 14 | | |
| Der'Woun Greene | 7 | | |
| Anthony Shegog | 7 | | |
| Tavante Beckett | 6 | | |
| Sean Huelskamp | 4 | | |
| Greg Stroman | 4 | | |
| Houshun Gaines | 4 | | |
| Deon Newsome | 3 | | |
| Curtis Williams | 3 | | |

PASSING TACKLES

| PLAYER | NO. |
|-------------------|------------|
| Adonis Alexander | 27 |
| Mook Reynolds | 27 |
| Terrell Edmunds | 27 |
| Brandon Facyson | 21 |
| Chuck Clark | 20 |
| Andrew Motuapuaka | 20 |
| Tremaine Edmunds | 18 |
| Greg Stroman | 9 |
| Woody Baron | 4 |
| Trevon Hill | 4 |
| Ricky Walker | 3 |
| Anthony Shegog | 2 |
| Der'Woun Greene | 2 |
| Vinny Mihota | 2 |
| Sean Huelskamp | 1 |
| Cam Phillips | 1 |
| Ken Ekanem | 1 |
| Tim Settle | 1 |
| Seth Dooley | 1 |
| TOTALS | 191 |

SPECIAL TEAMS TACKLES

| PLAYER | TOTAL | KO | PUNT |
|-------------------|-----------|-----------|-----------|
| Sean Huelskamp | 6 | 4 | 2 |
| Terrell Edmunds | 6 | 1 | 5 |
| Anthony Shegog | 6 | 3 | 3 |
| Chuck Clark | 5 | 5 | 0 |
| Steven Peoples | 3 | 3 | 0 |
| Divine Deablo | 3 | 3 | 0 |
| Jovonn Quillen | 3 | 3 | 0 |
| Mitchell Ludwig | 2 | 0 | 2 |
| Mook Reynolds | 2 | 0 | 2 |
| Alden Carpenter | 1 | 1 | 0 |
| Johnathan Galante | 1 | 0 | 1 |
| Joey Slye | 1 | 0 | 1 |
| Andrew Motuapuaka | 1 | 0 | 1 |
| Curtis Williams | 1 | 1 | 0 |
| Adonis Alexander | 1 | 1 | 0 |
| TOTALS | 42 | 25 | 17 |

RED ZONE ANALYSIS
VIRGINIA TECH

| DATE | OPPONENT | SCORE | TIME IN RZ | TIMES SCORED | TOTAL PTS | TDS | RUSH TDS | PASS TDS | FG MADE | FAILED TO SCORE INSIDE RZ | | | | | |
|--------------------------------|-------------------|---------|------------|--------------|------------|-----------|-----------|-----------|-----------|---------------------------|----------|----------|----------|----------|----------|
| | | | | | | | | | | FG ATT | DOWNNS | INT | FUMB | HALF | GAME |
| Sep 03 | Liberty | W 36-13 | 6 | 5 | 27 | 3 | 0 | 3 | 2 | 0 | 0 | 0 | 1 | 0 | 0 |
| Sep 10 | vs. Tennessee | L 24-45 | 3 | 3 | 17 | 2 | 1 | 1 | 1 | 0 | 0 | 0 | 0 | 0 | 0 |
| Sep 17 | Boston College | W 49-0 | 5 | 5 | 35 | 5 | 1 | 4 | 0 | 0 | 0 | 0 | 0 | 0 | 0 |
| Sep 24 | East Carolina | W 54-17 | 5 | 4 | 24 | 3 | 2 | 1 | 1 | 0 | 1 | 0 | 0 | 0 | 0 |
| Oct 08 | at North Carolina | W 34-3 | 6 | 5 | 27 | 3 | 2 | 1 | 2 | 0 | 0 | 0 | 1 | 0 | 0 |
| Oct 15 | at Syracuse | L 17-31 | 5 | 3 | 17 | 2 | 0 | 2 | 1 | 1 | 0 | 1 | 0 | 0 | 0 |
| Oct 20 | Miami | W 37-16 | 4 | 4 | 24 | 3 | 0 | 3 | 1 | 0 | 0 | 0 | 0 | 0 | 0 |
| Oct 27 | at Pittsburgh | W 39-36 | 9 | 9 | 39 | 3 | 1 | 2 | 6 | 0 | 0 | 0 | 0 | 0 | 0 |
| Nov 05 | at Duke | W 24-21 | 4 | 3 | 17 | 2 | 2 | 0 | 1 | 1 | 0 | 0 | 0 | 0 | 0 |
| Nov 12 | Georgia Tech | L 20-30 | 4 | 3 | 20 | 3 | 2 | 1 | 0 | 1 | 0 | 0 | 0 | 0 | 0 |
| Nov 19 | at Notre Dame | W 34-31 | 5 | 5 | 27 | 3 | 1 | 2 | 2 | 0 | 0 | 0 | 0 | 0 | 0 |
| Nov 26 | Virginia | W 52-10 | 4 | 3 | 17 | 2 | 2 | 0 | 1 | 0 | 0 | 0 | 0 | 1 | 0 |
| Dec 03 | vs. Clemson | L 35-42 | 3 | 3 | 21 | 3 | 3 | 0 | 0 | 0 | 0 | 0 | 0 | 0 | 0 |
| Dec 29 | vs. Arkansas | | | | | | | | | | | | | | |
| Totals 55 of 63 (87.3%) | | | 63 | 55 | 312 | 37 | 17 | 20 | 18 | 3 | 1 | 1 | 2 | 1 | 0 |

OPPONENT

| DATE | OPPONENT | SCORE | TIME IN RZ | TIMES SCORED | TOTAL PTS | TDS | RUSH TDS | PASS TDS | FG MADE | FAILED TO SCORE INSIDE RZ | | | | | |
|--------------------------------|-------------------|---------|------------|--------------|------------|-----------|-----------|----------|----------|---------------------------|----------|----------|----------|----------|----------|
| | | | | | | | | | | FG ATT | DOWNNS | INT | FUMB | HALF | GAME |
| Sep 03 | Liberty | W 36-13 | 1 | 1 | 6 | 1 | 1 | 0 | 0 | 0 | 0 | 0 | 0 | 0 | 0 |
| Sep 10 | vs. Tennessee | L 24-45 | 5 | 5 | 31 | 4 | 2 | 2 | 1 | 0 | 0 | 0 | 0 | 0 | 0 |
| Sep 17 | Boston College | W 49-0 | 0 | 0 | 0 | 0 | 0 | 0 | 0 | 0 | 0 | 0 | 0 | 0 | 0 |
| Sep 24 | East Carolina | W 54-17 | 3 | 1 | 3 | 0 | 0 | 0 | 1 | 1 | 1 | 0 | 0 | 0 | 0 |
| Oct 08 | at North Carolina | W 34-3 | 2 | 1 | 3 | 0 | 0 | 0 | 1 | 0 | 1 | 0 | 0 | 0 | 0 |
| Oct 15 | at Syracuse | L 17-31 | 3 | 2 | 14 | 2 | 2 | 0 | 0 | 0 | 1 | 0 | 0 | 0 | 0 |
| Oct 20 | Miami | W 37-16 | 2 | 1 | 3 | 0 | 0 | 0 | 1 | 0 | 1 | 0 | 0 | 0 | 0 |
| Oct 27 | at Pittsburgh | W 39-36 | 5 | 5 | 36 | 5 | 4 | 1 | 0 | 0 | 0 | 0 | 0 | 0 | 0 |
| Nov 05 | at Duke | W 24-21 | 5 | 3 | 21 | 3 | 3 | 0 | 0 | 1 | 1 | 0 | 0 | 0 | 0 |
| Nov 12 | Georgia Tech | L 20-30 | 3 | 3 | 13 | 1 | 1 | 0 | 2 | 0 | 0 | 0 | 0 | 0 | 0 |
| Nov 19 | at Notre Dame | W 34-31 | 3 | 3 | 17 | 2 | 1 | 1 | 1 | 0 | 0 | 0 | 0 | 0 | 0 |
| Nov 26 | Virginia | W 52-10 | 1 | 1 | 3 | 0 | 0 | 0 | 1 | 0 | 0 | 0 | 0 | 0 | 0 |
| Dec 03 | vs. Clemson | L 35-42 | 5 | 5 | 35 | 5 | 3 | 2 | 0 | 0 | 0 | 0 | 0 | 0 | 0 |
| Dec 29 | vs. Arkansas | | | | | | | | | | | | | | |
| Totals 31 of 38 (81.6%) | | | 38 | 31 | 185 | 23 | 17 | 6 | 8 | 2 | 5 | 0 | 0 | 0 | 0 |

MONEY PLAYS

Money plays are defined as plays resulting in first down or a touchdown.

| RUSHERS | 1ST | TD | NO. | ATT | RECEPTIONS | 1ST | TD | NO. | REC |
|-------------------|------------|-----------|------------|------------|------------------|------------|-----------|------------|------------|
| Jerod Evans | 52 | 10 | 58 | 153 | Isaiah Ford | 50 | 7 | 53 | 73 |
| Travon McMillian | 25 | 6 | 27 | 136 | Cam Phillips | 38 | 5 | 38 | 70 |
| Marshawn Williams | 10 | 2 | 12 | 59 | Bucky Hodges | 29 | 7 | 32 | 43 |
| Cam Phillips | 7 | 0 | 7 | 26 | Sam Rogers | 10 | 3 | 12 | 22 |
| Sam Rogers | 6 | 2 | 7 | 65 | C.J. Carroll | 11 | 0 | 11 | 18 |
| Brenden Motley | 6 | 2 | 7 | 20 | Travon McMillian | 7 | 3 | 7 | 10 |
| Shai McKenzie | 5 | 1 | 6 | 20 | Chris Cunningham | 3 | 3 | 5 | 5 |
| Steven Peoples | 4 | 1 | 5 | 16 | Jaylen Bradshaw | 2 | 0 | 2 | 3 |
| D.J. Reid | 4 | 0 | 4 | 12 | Steven Peoples | 2 | 1 | 2 | 2 |
| C.J. Carroll | 3 | 0 | 3 | 9 | Shai McKenzie | 2 | 0 | 2 | 3 |
| Deshawn McCleave | 1 | 0 | 1 | 8 | Henri Murphy | 2 | 0 | 2 | 3 |
| Sean Daniel | 1 | 0 | 1 | 1 | Terrell Edmunds | 1 | 0 | 1 | 1 |
| Isaiah Ford | 1 | 0 | 1 | 4 | Devin Wilson | 1 | 0 | 1 | 2 |
| TOTALS | 125 | 24 | 139 | 566 | TOTALS | 158 | 29 | 168 | 258 |

| | | | | |
|-----------------|----|---|----|-----|
| 1st DOWN TOTALS | 28 | 9 | 36 | 268 |
|-----------------|----|---|----|-----|

| | | | | |
|-----------------|----|----|----|-----|
| 1st DOWN TOTALS | 52 | 13 | 56 | 106 |
|-----------------|----|----|----|-----|

| | | | | |
|-----------------|----|----|----|-----|
| 2nd DOWN TOTALS | 53 | 10 | 57 | 186 |
|-----------------|----|----|----|-----|

| | | | | |
|-----------------|----|----|----|----|
| 2nd DOWN TOTALS | 62 | 11 | 66 | 93 |
|-----------------|----|----|----|----|

| | | | | |
|-----------------|----|---|----|-----|
| 3rd DOWN TOTALS | 39 | 2 | 39 | 101 |
|-----------------|----|---|----|-----|

| | | | | |
|-----------------|----|---|----|----|
| 3rd DOWN TOTALS | 42 | 5 | 44 | 57 |
|-----------------|----|---|----|----|

| | | | | |
|-----------------|---|---|---|----|
| 4th DOWN TOTALS | 5 | 3 | 7 | 11 |
|-----------------|---|---|---|----|

| | | | | |
|-----------------|---|---|---|---|
| 4th DOWN TOTALS | 2 | 0 | 2 | 2 |
|-----------------|---|---|---|---|

DRIVE START AVERAGES

| OBTAINED | HOKIES | | OPPONENTS | |
|-------------------|------------|-------------|------------|-------------|
| | # | AVG | # | AVG |
| Kickoff | 63 | 26.4 | 89 | 24.5 |
| Punt | 91 | 32.7 | 64 | 24.3 |
| Field goal | 5 | 33.6 | 7 | 28.6 |
| Fumble | 8 | 64.4 | 17 | 54.8 |
| Interception | 13 | 52.1 | 7 | 32.9 |
| Downs | 11 | 38.5 | 5 | 36.4 |
| All drives | 191 | 33.6 | 189 | 27.9 |

STATS / BOX SCORES / SPECIALTY STATS / PLAYER PAGES / VIRGINIA TECH / TEAM NOTES / COACH FUENTE

SUPERLATIVES

INDIVIDUAL GAME HIGHS

| | | |
|---------------------|------|--|
| Rushes | 21 | Jerod Evans at North Carolina (Oct 08, 2016) |
| | | Jerod Evans vs Clemson (Dec 03, 2016) |
| Yards Rushing | 131 | Travon McMillian vs Miami (Oct 20, 2016) |
| TD Rushes | 2 | Jerod Evans vs Georgia Tech (Nov 12, 2016) |
| | | Sam Rogers vs Virginia (Nov 26, 2016) |
| | | Jerod Evans vs Clemson (Dec 03, 2016) |
| | | Travon McMillian vs Clemson (Dec 03, 2016) |
| Long Rush | 69 | Travon McMillian vs Tennessee (Sep 10, 2016) |
| Pass attempts | 45 | Jerod Evans vs Georgia Tech (Nov 12, 2016) |
| Pass completions | 32 | Jerod Evans vs Georgia Tech (Nov 12, 2016) |
| Yards Passing | 406 | Jerod Evans at Pitt (Oct 27, 2016) |
| TD Passes | 5 | Jerod Evans vs Boston College (Sep 17, 2016) |
| Long Pass | 62 | Jerod Evans at Notre Dame (Nov 19, 2016) |
| Receptions | 12 | Cam Phillips vs Clemson (Dec 03, 2016) |
| Yards Receiving | 145 | Bucky Hodges at Pitt (Oct 27, 2016) |
| TD Receptions | 2 | Bucky Hodges vs Liberty (Sep 03, 2016) |
| | | Isaiah Ford vs Boston College (Sep 17, 2016) |
| | | Bucky Hodges vs Miami (Oct 20, 2016) |
| Long Reception | 62 | C.J. Carroll at Notre Dame (Nov 19, 2016) |
| Field Goals | 6 | Joey Slye at Pitt (Oct 27, 2016) |
| Long Field Goal | 47 | Joey Slye vs Miami (Oct 20, 2016) |
| Punts | 6 | Mitchell Ludwig vs Boston College (Sep 17, 2016) |
| | | Mitchell Ludwig vs East Carolina (Sep 24, 2016) |
| | | Mitchell Ludwig at Duke (Nov 05, 2016) |
| | | Mitchell Ludwig vs Clemson (Dec 03, 2016) |
| Punting Avg | 47.6 | Mitchell Ludwig vs Miami (Oct 20, 2016) |
| Long Punt | 61 | Mitchell Ludwig vs Miami (Oct 20, 2016) |
| Punts inside 20 | 4 | Mitchell Ludwig vs Boston College (Sep 17, 2016) |
| | | Mitchell Ludwig vs Miami (Oct 20, 2016) |
| Long Punt Return | 87 | Greg Stroman vs East Carolina (Sep 24, 2016) |
| Long Kickoff Return | 40 | Henri Murphy vs Virginia (Nov 26, 2016) |
| Tackles | 16 | Tremaine Edmunds at Syracuse (Oct 15, 2016) |
| Sacks | 2.5 | Woody Baron vs Miami (Oct 20, 2016) |
| Tackles For Loss | 4.5 | Woody Baron vs Miami (Oct 20, 2016) |
| Interceptions | 2 | Greg Stroman vs Liberty (Sep 03, 2016) |

TEAM GAME HIGHS

| | | |
|------------------|------|----------------------------------|
| Rushes | 66 | at North Carolina (Oct 08, 2016) |
| Yards Rushing | 289 | vs Virginia (Nov 26, 2016) |
| Yards Per Rush | 5.7 | vs Miami (Oct 20, 2016) |
| TD Rushes | 4 | vs Clemson (Dec 03, 2016) |
| Pass attempts | 47 | vs Georgia Tech (Nov 12, 2016) |
| Pass completions | 32 | vs Georgia Tech (Nov 12, 2016) |
| Yards Passing | 406 | at Pitt (Oct 27, 2016) |
| Yards Per Pass | 12.8 | vs East Carolina (Sep 24, 2016) |
| TD Passes | 5 | vs Boston College (Sep 17, 2016) |
| Total Plays | 89 | vs Liberty (Sep 03, 2016) |
| Total Offense | 579 | vs Virginia (Nov 26, 2016) |
| Yards Per Play | 7.1 | vs Virginia (Nov 26, 2016) |
| Points | 54 | vs East Carolina (Sep 24, 2016) |
| Sacks By | 8 | vs Miami (Oct 20, 2016) |
| First Downs | 29 | at Pitt (Oct 27, 2016) |
| | | vs Virginia (Nov 26, 2016) |
| Penalties | 8 | vs Tennessee (Sep 10, 2016) |
| | | vs Clemson (Dec 03, 2016) |
| Penalty Yards | 95 | vs Tennessee (Sep 10, 2016) |
| Turnovers | 5 | vs Tennessee (Sep 10, 2016) |
| Interceptions By | 3 | vs Liberty (Sep 03, 2016) |
| Punts | 6 | vs Boston College (Sep 17, 2016) |
| | | vs East Carolina (Sep 24, 2016) |
| | | at Duke (Nov 05, 2016) |
| | | vs Clemson (Dec 03, 2016) |
| Punting Avg | 47.6 | vs Miami (Oct 20, 2016) |
| Long Punt | 61 | vs Miami (Oct 20, 2016) |
| Punts inside 20 | 4 | vs Boston College (Sep 17, 2016) |
| | | vs Miami (Oct 20, 2016) |
| Long Punt Return | 87 | vs East Carolina (Sep 24, 2016) |

OPPONENT INDIVIDUAL GAME HIGHS

| | | |
|---------------------|------|--|
| Rushes | 32 | Jordan, M., vs Georgia Tech (Nov 12, 2016) |
| Yards Rushing | 143 | Marshall, M., vs Georgia Tech (Nov 12, 2016) |
| TD Rushes | 3 | Conner, J., at Pitt (Oct 27, 2016) |
| Long Rush | 67 | ADAMS, Josh, at Notre Dame (Nov 19, 2016) |
| Pass attempts | 53 | Dungey, E., at Syracuse (Oct 15, 2016) |
| Pass completions | 28 | Dungey, E., at Syracuse (Oct 15, 2016) |
| Yards Passing | 362 | NELSON, Philip, vs East Carolina (Sep 24, 2016) |
| TD Passes | 3 | Dobbs, J., vs Tennessee (Sep 10, 2016) |
| | | WATSON, vs Clemson (Dec 03, 2016) |
| Long Pass | 84 | Strickland, D., at Syracuse (Oct 15, 2016) |
| Receptions | 11 | Phillips, E., at Syracuse (Oct 15, 2016) |
| Yards Receiving | 179 | WILLIAMS, Jimmy, vs East Carolina (Sep 24, 2016) |
| TD Receptions | 2 | WILLIAMS, Jimmy, vs East Carolina (Sep 24, 2016) |
| | | LEGGETT, vs Clemson (Dec 03, 2016) |
| Long Reception | 84 | Estime, B., at Syracuse (Oct 15, 2016) |
| Field Goals | 3 | Butker, H., vs Georgia Tech (Nov 12, 2016) |
| Long Field Goal | 51 | Murphy, C., at Syracuse (Oct 15, 2016) |
| Punts | 13 | Knoll, M., vs Boston College (Sep 17, 2016) |
| Punting Avg | 48.7 | Hofrichter, S., at Syracuse (Oct 15, 2016) |
| Long Punt | 67 | Conte, N., vs Virginia (Nov 26, 2016) |
| Punts inside 20 | 4 | Rodwell, R., vs Georgia Tech (Nov 12, 2016) |
| Long Punt Return | 20 | Estime, B., at Syracuse (Oct 15, 2016) |
| Long Kickoff Return | 31 | Willis, M., vs Boston College (Sep 17, 2016) |
| Tackles | 16 | Humphreys, B., at Duke (Nov 05, 2016) |
| Sacks | 2.0 | Saint-Amour, A., vs Georgia Tech (Nov 12, 2016) |
| | | LAWRENCE, vs Clemson (Dec 03, 2016) |
| Tackles For Loss | 3.0 | Price, E., at Pitt (Oct 27, 2016) |
| Interceptions | 2 | Austin, Law., vs Georgia Tech (Nov 12, 2016) |
| | | TANKERSLEY, vs Clemson (Dec 03, 2016) |

OPPONENT TEAM GAME HIGHS

| | | |
|------------------|------|----------------------------------|
| Rushes | 58 | vs Georgia Tech (Nov 12, 2016) |
| Yards Rushing | 309 | vs Georgia Tech (Nov 12, 2016) |
| Yards Per Rush | 5.6 | at Pitt (Oct 27, 2016) |
| TD Rushes | 4 | at Pitt (Oct 27, 2016) |
| Pass attempts | 55 | at Syracuse (Oct 15, 2016) |
| Pass completions | 30 | at Syracuse (Oct 15, 2016) |
| Yards Passing | 405 | at Syracuse (Oct 15, 2016) |
| Yards Per Pass | 12.1 | at Pitt (Oct 27, 2016) |
| TD Passes | 3 | vs Tennessee (Sep 10, 2016) |
| | | vs Clemson (Dec 03, 2016) |
| Total Plays | 100 | at Syracuse (Oct 15, 2016) |
| Total Offense | 561 | at Syracuse (Oct 15, 2016) |
| Yards Per Play | 8.3 | at Pitt (Oct 27, 2016) |
| Points | 45 | vs Tennessee (Sep 10, 2016) |
| Sacks By | 5 | vs Georgia Tech (Nov 12, 2016) |
| First Downs | 32 | at Syracuse (Oct 15, 2016) |
| Penalties | 13 | vs Liberty (Sep 03, 2016) |
| Penalty Yards | 93 | vs Boston College (Sep 17, 2016) |
| Turnovers | 4 | vs Liberty (Sep 03, 2016) |
| | | at North Carolina (Oct 08, 2016) |
| Interceptions By | 2 | vs Georgia Tech (Nov 12, 2016) |
| | | vs Clemson (Dec 03, 2016) |
| Punts | 13 | vs Boston College (Sep 17, 2016) |
| Punting Avg | 48.7 | at Syracuse (Oct 15, 2016) |
| Long Punt | 67 | vs Virginia (Nov 26, 2016) |
| Punts inside 20 | 4 | vs Georgia Tech (Nov 12, 2016) |
| Long Punt Return | 20 | at Syracuse (Oct 15, 2016) |

20-YARD PLAYS

| YARDS | TYPE | PLAYER(S) | OPPONENT |
|-------|------|--------------------------------------|----------------|
| *87 | PR | Greg Stroman | East Carolina |
| *75 | FGR | Adonis Alexander | Duke |
| *70 | FR | Andrew Motuapuaka | Virginia |
| *69 | Rush | Travon McMillian | Tennessee |
| 62 | Pass | C.J. Carroll from Jerod Evans | Notre Dame |
| *55 | Pass | Cam Phillips from Jerod Evans | East Carolina |
| *55 | Rush | Jerod Evans | East Carolina |
| 53 | Pass | Isaiah Ford from Jerod Evans | Clemson |
| 52 | Pass | Cam Phillips from Jerod Evans | Syracuse |
| 52 | Pass | Sam Rogers from Jerod Evans | Miami |
| 52 | Pass | Cam Phillips from Jerod Evans | Syracuse |
| 47 | Pass | Isaiah Ford from Jerod Evans | Boston College |
| 45 | Pass | Isaiah Ford from Jerod Evans | East Carolina |
| *42 | Pass | Bucky Hodges from Jerod Evans | Virginia |
| 42 | Pass | Bucky Hodges from Jerod Evans | Clemson |
| 41 | Pass | Cam Phillips from Jerod Evans | Pitt |
| 40 | KR | Henri Murphy | Virginia |
| *39 | Pass | Cam Phillips from Jerod Evans | Virginia |
| 39 | Pass | Isaiah Ford from Jerod Evans | East Carolina |
| 37 | KR | Greg Stroman | Syracuse |
| 37 | KR | Der'Woun Greene | Georgia Tech |
| 37 | Rush | Jerod Evans | Liberty |
| 36 | Pass | Bucky Hodges from Jerod Evans | Pitt |
| 36 | Pass | Cam Phillips from Jerod Evans | Boston College |
| 36 | KR | Henri Murphy | Notre Dame |
| 35 | Pass | Cam Phillips from Jerod Evans | Pitt |
| 35 | Pass | Bucky Hodges from Jerod Evans | East Carolina |
| 34 | KR | Henri Murphy | Notre Dame |
| 34 | KR | Greg Stroman | Tennessee |
| *34 | Rush | Jerod Evans | Miami |
| 34 | Rush | Travon McMillian | Miami |
| 33 | KR | Greg Stroman | Liberty |
| *32 | Rush | Sam Rogers | Virginia |
| 32 | Pass | Sam Rogers from Jerod Evans | Clemson |
| 31 | Pass | Bucky Hodges from Jerod Evans | Pitt |
| *31 | Pass | Travon McMillian from Brenden Motley | Virginia |
| 30 | Pass | Sam Rogers from Jerod Evans | Virginia |
| *30 | Pass | Isaiah Ford from Jerod Evans | Boston College |
| 30 | Pass | Sam Rogers from Jerod Evans | Tennessee |
| 30 | Pass | Sam Rogers from Jerod Evans | Tennessee |
| 29 | PR | Greg Stroman | Boston College |
| 29 | Pass | C.J. Carroll from Jerod Evans | Syracuse |
| 29 | Pass | Isaiah Ford from Jerod Evans | Virginia |
| 28 | Pass | Bucky Hodges from Jerod Evans | North Carolina |
| 28 | KR | Henri Murphy | Notre Dame |
| 28 | KR | Greg Stroman | Liberty |
| 28 | KR | Greg Stroman | Tennessee |
| 27 | Pass | Isaiah Ford from Jerod Evans | Pitt |
| 27 | Pass | Bucky Hodges from Jerod Evans | Syracuse |

20-YARD PLUS PLAYS BY PLAYER

| PLAYER | NO. | TD | RUSH | PASS | KR | PR | IR | FR |
|-----------------------------------|------------|-----------|-----------|-----------|-----------|----------|----------|----------|
| Isaiah Ford | 17 | 2 | 1 | 16 | 0 | 0 | 0 | 0 |
| Greg Stroman | 14 | 1 | 0 | 0 | 11 | 3 | 0 | 0 |
| Cam Phillips | 12 | 4 | 1 | 11 | 0 | 0 | 0 | 0 |
| Bucky Hodges | 12 | 2 | 0 | 12 | 0 | 0 | 0 | 0 |
| Travon McMillian | 8 | 3 | 6 | 2 | 0 | 0 | 0 | 0 |
| Sam Rogers | 8 | 2 | 1 | 7 | 0 | 0 | 0 | 0 |
| Henri Murphy | 8 | 0 | 0 | 0 | 8 | 0 | 0 | 0 |
| Jerod Evans | 5 | 3 | 5 | 0 | 0 | 0 | 0 | 0 |
| C.J. Carroll | 5 | 0 | 0 | 5 | 0 | 0 | 0 | 0 |
| Der'Woun Greene | 4 | 0 | 0 | 0 | 4 | 0 | 0 | 0 |
| Brenden Motley | 1 | 1 | 1 | 0 | 0 | 0 | 0 | 0 |
| Andrew Motuapuaka | 1 | 1 | 0 | 0 | 0 | 0 | 0 | 1 |
| Adonis Alexander+Adonis Alexander | 1 | 1 | 0 | 0 | 0 | 0 | 0 | 1 |
| Steven Peoples | 1 | 0 | 0 | 1 | 0 | 0 | 0 | 0 |
| Terrell Edmunds | 1 | 0 | 0 | 1 | 0 | 0 | 0 | 0 |
| TOTAL | 100 | 20 | 15 | 55 | 24 | 3 | 1 | 2 |

| YARDS | TYPE | PLAYER(S) | OPPONENT |
|-------|------|-----------------------------------|----------------|
| 27 | KR | Henri Murphy | Clemson |
| 27 | Pass | C.J. Carroll from Jerod Evans | Boston College |
| 27 | Pass | Steven Peoples from Jerod Evans | Syracuse |
| *27 | Rush | Travon McMillian | Clemson |
| 26 | KR | Greg Stroman | East Carolina |
| 26 | Rush | Isaiah Ford | Pitt |
| 26 | Pass | Isaiah Ford from Jerod Evans | Pitt |
| *26 | Rush | Brenden Motley | Boston College |
| 26 | KR | Greg Stroman+Greg Stroman | North Carolina |
| *26 | Pass | Cam Phillips from Jerod Evans | Clemson |
| 25 | Pass | Isaiah Ford from Jerod Evans | Liberty |
| 24 | Pass | Isaiah Ford from Jerod Evans | Pitt |
| *24 | Pass | Isaiah Ford from Jerod Evans | East Carolina |
| 24 | Pass | C.J. Carroll from Jerod Evans | Georgia Tech |
| 24 | Pass | Isaiah Ford from Jerod Evans | Notre Dame |
| *23 | Pass | Cam Phillips from Jerod Evans | Liberty |
| 23 | Pass | Cam Phillips from Jerod Evans | Duke |
| *23 | Rush | Jerod Evans | Notre Dame |
| 23 | Pass | Bucky Hodges from Jerod Evans | Pitt |
| 23 | INT | Adonis Alexander+Chuck Clark | Virginia |
| 22 | Pass | Isaiah Ford from Jerod Evans | Liberty |
| 22 | Pass | Isaiah Ford from Jerod Evans | Duke |
| *22 | Pass | Sam Rogers from Jerod Evans | North Carolina |
| 22 | Pass | Travon McMillian from Jerod Evans | Duke |
| 22 | Rush | Travon McMillian | Miami |
| 22 | KR | Greg Stroman | East Carolina |
| 22 | KR | Henri Murphy | Clemson |
| 21 | Pass | Cam Phillips from Jerod Evans | Syracuse |
| 21 | KR | Greg Stroman | Duke |
| 21 | KR | Der'Woun Greene | Georgia Tech |
| 21 | Rush | Travon McMillian | Duke |
| 21 | KR | Greg Stroman | Syracuse |
| 21 | KR | Greg Stroman | Tennessee |
| 21 | KR | Greg Stroman | Boston College |
| 20 | Pass | Sam Rogers from Jerod Evans | Miami |
| 20 | Pass | Isaiah Ford from Jerod Evans | Notre Dame |
| 20 | KR | Der'Woun Greene | Duke |
| 20 | Pass | Bucky Hodges from Jerod Evans | Duke |
| 20 | Pass | Bucky Hodges from Jerod Evans | Pitt |
| 20 | Pass | Sam Rogers from Jerod Evans | Georgia Tech |
| 20 | Pass | Cam Phillips from Jerod Evans | Miami |
| 20 | Pass | Isaiah Ford from Jerod Evans | Liberty |
| 20 | KR | Der'Woun Greene | Duke |
| 20 | Rush | Cam Phillips | Pitt |
| 20 | Pass | Bucky Hodges from Jerod Evans | Duke |
| 20 | PR | Greg Stroman | Pitt |

* Touchdown Scored On Play

LONG PLAYS BY THE NUMBERS

| LONG PLAYS BY YARDS | NO. | TD |
|---------------------|-----|----|
| 100+ | 0 | 0 |
| 90-99 | 0 | 0 |
| 80-89 | 1 | 1 |
| 70-79 | 1 | 1 |
| 60-69 | 2 | 1 |
| 50-59 | 5 | 2 |
| 40-49 | 6 | 1 |
| 30-39 | 22 | 5 |
| 20-29 | 62 | 8 |

| LONG PLAYS BY TYPE | NO. | TD |
|--------------------|------------|-----------|
| Rushing | 15 | 7 |
| Passing | 55 | 10 |
| Punt returns | 3 | 1 |
| Kick returns | 24 | 0 |
| Interceptions | 1 | 0 |
| Fumble returns | 1 | 1 |
| Other | 1 | 1 |
| TOTAL | 100 | 20 |

LONGEST PLAYS OF THE YEAR

| | | |
|----------------------------|--|----------|
| Rushing | | |
| 69 | Travon McMillian vs Tennessee | Sept. 10 |
| Rushing Touchdown | | |
| 69 | Travon McMillian vs Tennessee | Sept. 10 |
| Passing | | |
| 62 | C.J. Carroll from Jerod Evans vs Notre Dame | Nov. 25 |
| Passing Touchdown | | |
| 55 | Cam Phillips from Jerod Evans vs East Carolina | Sept. 24 |
| Punt Return | | |
| 87 | Greg Stroman vs East Carolina | Sept. 24 |
| Kick Return | | |
| 40 | Henri Murphy vs Virginia | Nov. 26 |
| Interception Return | | |
| 23 | Adonis Alexander & Chuck Clark vs Virginia | Nov. 26 |
| Fumble Return | | |
| 70 | Andrew Motuapuaka vs Virginia | Nov. 26 |
| Field Goal Return | | |
| 75 | Adonis Alexander vs Duke | Nov. 5 |
| Punt | | |
| 61 | Mitchell Ludwig vs Miami | Oct. 20 |
| Field Goal | | |
| 47 | Joey Stye vs Miami | Oct. 20 |

2016 VIRGINIA TECH SCORING DRIVES

| Qtr. | Opp. | Scoring Play | Plays-Yds.-TOP |
|------|----------------|--|----------------|
| 1 | Liberty | Phillips, C 23 Pass From Evans, J (Slye, Joey) | 2-24-0:33 |
| 2 | Liberty | FG Slye, Joey 34 | 10-54-3:27 |
| 2 | Liberty | Ford, I 15 Pass From Evans, J (Slye, Joey) | 9-63-2:50 |
| 2 | Liberty | Hodges, B 18 Pass From Evans, J (Slye, Joey) | 8-70-2:16 |
| 3 | Liberty | Team Safety | - |
| 3 | Liberty | Hodges, B 20 Pass From Evans, J (Slye, Joey) | 7-50-2:40 |
| 4 | Liberty | FG Slye, Joey 34 | 17-80-6:36 |
| 1 | Tennessee | Rogers, S 7 Pass From Evans, J (Slye, Joey) | 8-62-3:11 |
| 1 | Tennessee | McMillian, T 69 Rush (Slye, Joey) | 2-77-0:47 |
| 3 | Tennessee | FG Slye, Joey 26 | 7-42-3:16 |
| 4 | Tennessee | McKenzie, S 2 Rush (Slye, Joey) | 10-79-3:00 |
| 1 | Boston College | McMillian, T 15 Pass From Evans, J (Slye, Joey) | 8-58-2:37 |
| 1 | Boston College | Ford, I 8 Pass From Evans, J (Slye, Joey) | 7-55-3:21 |
| 2 | Boston College | Ford, I 30 Pass From Evans, J (Slye, Joey) | 1-30-0:07 |
| 3 | Boston College | Cunningham, C 7 Pass From Evans, J (Slye, Joey) | 6-77-2:16 |
| 3 | Boston College | Rogers, S 4 Pass From Evans, J (Slye, Joey) | 7-42-2:57 |
| 3 | Boston College | McMillian, T 7 Rush (Slye, Joey) | 6-80-2:34 |
| 4 | Boston College | Motley, B 26 Rush (Slye, Joey) | 10-82-4:17 |
| 1 | East Carolina | Stroman, G 87 Punt Return (Slye, Joey) | - |
| 1 | East Carolina | Williams, M 6 Rush (Slye, Joey) | 6-66-2:13 |
| 2 | East Carolina | Ford, I 24 Pass From Evans, J (Slye, Joey) | 6-57-2:06 |
| 2 | East Carolina | McMillian, T 13 Pass From Evans, J (Slye, Joey) | 3-24-1:07 |
| 2 | East Carolina | FG Slye, Joey 20 | 5-52-2:21 |
| 2 | East Carolina | Phillips, C 55 Pass From Evans, J (Slye, Joey) | 5-70-1:38 |
| 3 | East Carolina | Team Safety | - |
| 3 | East Carolina | Evans, J 55 Rush (Slye, Joey) | 1-50-0:17 |
| 4 | East Carolina | Motley, B 1 Rush (Slye, Joey) | 3-15-0:54 |
| 1 | North Carolina | FG Slye, Joey 35 | 4-3-0:49 |
| 1 | North Carolina | FG Slye, Joey 28 | 9-28-3:47 |
| 2 | North Carolina | Cunningham, C 1 Pass From Evans, J (Slye, Joey) | 6-41-1:55 |
| 3 | North Carolina | Rogers, S 22 Pass From Evans, J (Slye, Joey) | 1-22-0:06 |
| 3 | North Carolina | Evans, J 1 Rush (Slye, Joey) | 4-4-1:48 |
| 4 | North Carolina | McMillian, T 4 Rush (Slye, Joey) | 4-29-2:01 |
| 1 | Syracuse | FG Slye, Joey 36 | 9-49-3:40 |
| 3 | Syracuse | Ford, I 12 Pass From Evans, J (kick blocked) | 9-83-3:41 |
| 4 | Syracuse | Hodges, B 10 Pass From Evans, J (Cunningham, C pass) | 8-66-2:43 |
| 1 | Miami | FG Slye, Joey 47 | 8-35-2:40 |
| 2 | Miami | FG Slye, Joey 27 | 6-35-2:15 |
| 2 | Miami | Hodges, B 7 Pass From Evans, J (Slye, Joey) | 3-83-0:51 |
| 2 | Miami | FG Slye, Joey 38 | 10-51-2:44 |
| 3 | Miami | Hodges, B 12 Pass From Evans, J (Slye, Joey) | 4-70-1:34 |
| 3 | Miami | Peoples, S 13 Pass From Rogers, S (Slye, Joey) | 9-75-3:56 |
| 4 | Miami | Evans, J 34 Rush (Slye, Joey) | 6-75-3:06 |
| 1 | Pittsburgh | FG Slye, Joey 31 | 10-76-4:01 |
| 1 | Pittsburgh | FG Slye, Joey 21 | 7-15-2:54 |
| 2 | Pittsburgh | FG Slye, Joey 22 | 9-46-4:05 |
| 2 | Pittsburgh | Cunningham, C 11 Pass From Evans, J (Slye, Joey) | 7-76-2:14 |
| 3 | Pittsburgh | FG Slye, Joey 26 | 12-70-4:27 |
| 3 | Pittsburgh | FG Slye, Joey 37 | 7-50-2:03 |
| 3 | Pittsburgh | Williams, M 2 Rush (Slye, Joey) | 5-68-1:37 |
| 4 | Pittsburgh | FG Slye, Joey 22 | 10-70-3:46 |
| 4 | Pittsburgh | Ford, I 16 Pass From Evans, J (Slye, Joey) | 3-57-0:31 |
| 1 | Duke | McMillian, T 14 Rush (Slye, Joey) | 6-54-2:17 |
| 2 | Duke | Alexander 75 yd Blocked Field Goal Return (Slye, Joey) | - |
| 2 | Duke | Evans, J 7 Rush (Slye, Joey) | 12-66-4:31 |
| 4 | Duke | FG Slye, Joey 27 | 14-68-4:46 |
| 3 | Georgia Tech | Ford, I 5 Pass From Evans, J (Slye, Joey) | 7-26-2:16 |
| 4 | Georgia Tech | Evans, J 8 Rush (Slye, Joey) | 13-89-3:14 |
| 4 | Georgia Tech | Evans, J 7 Rush | 12-93-2:25 |
| 2 | Notre Dame | Evans, J 23 Rush (Slye, Joey) | 9-61-3:25 |
| 2 | Notre Dame | Phillips, C 16 Pass From Evans, J (Slye, Joey) | 10-75-4:42 |
| 3 | Notre Dame | Peoples, S 2 Rush (Slye, Joey) | 5-75-2:21 |
| 4 | Notre Dame | FG Slye, Joey 23 | 12-66-5:14 |
| 4 | Notre Dame | Hodges, B 7 Pass From Evans, J (Slye, Joey) | 8-49-3:20 |
| 4 | Notre Dame | FG Slye, Joey 20 | 10-51-4:14 |

| Qtr. | Opp. | Scoring Play | Plays-Yds.-TOP |
|------------------------------|----------|--|----------------------------|
| 1 | Virginia | Rogers, S 8 Rush (Slye, Joey) | 6-33-2:15 |
| 2 | Virginia | Phillips, C 39 Pass From Evans, J (Slye, Joey) | 10-99-4:01 |
| 2 | Virginia | Rogers, S 32 Rush (Slye, Joey) | 6-69-1:55 |
| 2 | Virginia | Evans, J 1 Rush (Slye, Joey) | 10-67-2:41 |
| 3 | Virginia | Hodges, B 42 Pass From Evans, J (Slye, Joey) | 1-42-0:08 |
| 3 | Virginia | FG Slye, Joey 24 | 6-29-1:17 |
| 3 | Virginia | Motuapuaka, A 70 Fumble Return (Slye, Joey) | - |
| 3 | Virginia | McMillian, T 31 Pass From Motley, B (Slye, Joey) | 6-74-2:04 |
| 1 | Clemson | McMillian, T 1 Rush (Slye, Joey) | 11-77-5:06 |
| 2 | Clemson | Evans, J 11 Rush (Slye, Joey) | 5-70-1:58 |
| 3 | Clemson | McMillian, T 27 Rush (Slye, Joey) | 5-75-2:18 |
| 4 | Clemson | Evans, J 5 Rush (Slye, Joey) | 12-65-4:24 |
| 4 | Clemson | Phillips, C 26 Pass From Evans, J (Slye, Joey) | 6-76-1:45 |
| Totals | | | 526-4185-193:12 |
| Average Scoring Drive | | | 7.1 plays-56.6 yds. |

VIRGINIA TECH SCORING

78 Total Scores (24 Run, 29 Pass, 20 FG, 1 S.T., 2 Safety, 1 Defense)

16 First Quarter Scores (5 Run, 4 Pass, 6 FG, 1 S.T., 0 Safety, 0 Defense)

21 Second Quarter Scores (5 Run, 11 Pass, 5 FG, 0 S.T., 0 Safety, 0 Defense)

23 Third Quarter Scores (6 Run, 10 Pass, 4 FG, 3 S.T., 2 Safety, 1 Defense)

17 Fourth Quarter Scores (8 Run, 4 Pass, 5 FG, 0 S.T., 0 Safety, 0 Defense)

0 Overtime Scores (0 Run, 0 Pass, 0 FG, 0 S.T., 0 Safety, 0 Defense)

Most plays in a scoring drive:

17 plays - vs. Liberty (17-80-6:36 FG)

Longest scoring drive:

99 yards - vs. Virginia (10-99-4:01 TD)

Longest TOP scoring drive:

6:36 - vs. Liberty (17-80-6:36 FG)

Average TOP on offensive scoring drives:

2:36

OPPONENTS

Most plays in a scoring drive:

17 plays - vs. Syracuse (17-75-5:57 TD)

Longest scoring drive:

89 yards - vs. Clemson (9-89-3:38 TD)

Longest TOP scoring drive:

7:27 - vs. Georgia Tech (13-47-7:27 TD)

Average TOP on offensive scoring drives:

2:40

TEAM GAME-BY-GAME
VIRGINIA TECH

| DATE | OPPONENT | RUSHING | | | | RECEIVING | | | | PASSING | | | | KICK RETURN | | | | PUNT RETURN | | | | TOT OFF |
|--------|-------------------|------------|-------------|-----------|-----------|------------|-------------|-----------|-----------|-------------------|-------------|-----------|-----------|-------------|------------|----------|-----------|-------------|------------|----------|-----------|-------------|
| | | NO. | YDS | TD | LG | NO. | YDS | TD | LG | CMP-ATT-INT | YDS | TD | LG | NO | YDS | TD | LG | NO | YDS | TD | LG | |
| Sep 03 | Liberty | 48 | 206 | 0 | 37 | 25 | 252 | 4 | 25 | 25-41-0 | 252 | 4 | 25 | 2 | 61 | 0 | 33 | 5 | 16 | 0 | 19 | 458 |
| Sep 10 | vs. Tennessee | 45 | 186 | 2 | 69 | 20 | 214 | 1 | 30 | 20-28-0 | 214 | 1 | 30 | 5 | 106 | 0 | 34 | 1 | -2 | 0 | 0 | 400 |
| Sep 17 | Boston College | 50 | 223 | 2 | 26 | 16 | 253 | 5 | 47 | 16-27-1 | 253 | 5 | 47 | 1 | 21 | 0 | 21 | 9 | 84 | 0 | 29 | 476 |
| Sep 24 | East Carolina | 45 | 167 | 3 | 55 | 15 | 295 | 3 | 55 | 15-23-0 | 295 | 3 | 55 | 3 | 61 | 0 | 26 | 3 | 95 | 1 | 87 | 462 |
| Oct 08 | at North Carolina | 66 | 189 | 2 | 15 | 7 | 75 | 2 | 28 | 7-17-0 | 75 | 2 | 28 | 1 | 26 | 0 | 26 | 1 | -1 | 0 | 0 | 264 |
| Oct 15 | at Syracuse | 39 | 161 | 0 | 16 | 20 | 307 | 2 | 52 | 32-33-1 | 307 | 2 | 52 | 5 | 105 | 0 | 37 | 2 | 13 | 0 | 14 | 468 |
| Oct 20 | Miami | 44 | 251 | 1 | 34 | 22 | 272 | 3 | 52 | 22-34-0 | 272 | 3 | 52 | 0 | 0 | 0 | 0 | 3 | 5 | 0 | 6 | 523 |
| Oct 27 | at Pittsburgh | 39 | 150 | 1 | 26 | 24 | 406 | 2 | 41 | 24-43-0 | 406 | 2 | 41 | 5 | 64 | 0 | 18 | 4 | 33 | 0 | 20 | 556 |
| Nov 05 | at Duke | 52 | 207 | 2 | 21 | 15 | 192 | 0 | 23 | 15-27-0 | 192 | 0 | 23 | 4 | 77 | 0 | 21 | 3 | 5 | 0 | 5 | 399 |
| Nov 12 | Georgia Tech | 33 | 121 | 2 | 17 | 32 | 316 | 1 | 24 | 32-47-2 | 316 | 1 | 24 | 3 | 73 | 0 | 37 | 3 | 34 | 0 | 16 | 437 |
| Nov 19 | at Notre Dame | 47 | 152 | 2 | 23 | 22 | 267 | 2 | 62 | 22-29-1 | 267 | 2 | 62 | 4 | 107 | 0 | 36 | 4 | 15 | 0 | 7 | 419 |
| Nov 26 | Virginia | 51 | 289 | 3 | 32 | 18 | 290 | 3 | 42 | 18-30-0 | 290 | 3 | 42 | 2 | 56 | 0 | 40 | 3 | 39 | 0 | 17 | 579 |
| Dec 03 | vs. Clemson | 35 | 102 | 4 | 27 | 22 | 284 | 1 | 53 | 22-36-2 | 284 | 1 | 53 | 5 | 108 | 0 | 27 | 1 | 2 | 0 | 0 | 386 |
| Dec 29 | vs. Arkansas | | | | | | | | | | | | | | | | | | | | | |
| | Totals | 594 | 2404 | 24 | 69 | 258 | 3417 | 29 | 62 | 258-415-7 | 3417 | 29 | 62 | 40 | 865 | 0 | 40 | 42 | 338 | 1 | 87 | 5821 |
| | Opponent | 490 | 1931 | 21 | 67 | 198 | 2525 | 16 | 84 | 198-400-13 | 2525 | 16 | 84 | 20 | 360 | 0 | 31 | 13 | 40 | 0 | 20 | 4456 |

GAMES: 13

AVG/RUSH: 4.0

AVG/CATCH: 13.2

PASS EFFIC: 151.02

KR AVG: 21.6

PR AVG: 8.0

ALL PURPOSE AVG/GAME: 544.3

TOTAL OFFENSE AVG/GM: 447.8

| DATE | OPPONENT | TACKLES | | | | SACKS | | FUMBLE | | PASS DEFENSE | | | BLKO | PAT ATTEMPTS | | | | PTS |
|--------|-------------------|------------|------------|-------------|------------------|-----------------|-----------|--------------|--------------|--------------|-----------|----------|--------------|--------------|----------|----------|------------|-----|
| | | SOLO | AST | TOTAL | TFL-YDS | NO-YDS | FF | FR-YDS | INT-YDS | QBH | BRK | KICK | | RUN | RCV | SAF | | |
| Sep 03 | Liberty | 28 | 26 | 54 | 2.0-7 | 1.0-6 | 0 | 1-0 | 3-15 | 5 | 5 | 0 | 4-4 | 0 | 0 | 1 | 36 | |
| Sep 10 | vs. Tennessee | 33 | 36 | 69 | 7.0-29 | 2.0-10 | 0 | 0-0 | 1-3 | 0 | 3 | 0 | 3-3 | 0 | 0 | 0 | 24 | |
| Sep 17 | Boston College | 17 | 40 | 57 | 8.0-18 | 0.0-0 | 1 | 1-9 | 1-0 | 8 | 6 | 0 | 7-7 | 0 | 0 | 0 | 49 | |
| Sep 24 | East Carolina | 28 | 48 | 76 | 16.0-63 | 6.0-40 | 0 | 1-0 | 0-0 | 6 | 4 | 2 | 7-7 | 0 | 0 | 1 | 54 | |
| Oct 08 | at North Carolina | 30 | 20 | 50 | 10.0-38 | 2.0-12 | 1 | 2-9 | 2-0 | 2 | 7 | 0 | 4-4 | 0 | 0 | 0 | 34 | |
| Oct 15 | at Syracuse | 47 | 28 | 75 | 5.0-15 | 1.0-2 | 0 | 0-0 | 1-0 | 7 | 6 | 1 | 1-0 | 0 | 1 | 0 | 17 | |
| Oct 20 | Miami | 35 | 24 | 59 | 12.0-69 | 8.0-57 | 1 | 0-0 | 1-0 | 3 | 2 | 0 | 4-4 | 0 | 0 | 0 | 37 | |
| Oct 27 | at Pittsburgh | 34 | 20 | 54 | 7.0-17 | 0.0-0 | 3 | 1-0 | 1-1 | 2 | 5 | 0 | 3-3 | 0 | 0 | 0 | 39 | |
| Nov 05 | at Duke | 45 | 32 | 77 | 7.0-34 | 3.0-23 | 0 | 0-0 | 0-0 | 2 | 4 | 1 | 3-3 | 0 | 0 | 0 | 24 | |
| Nov 12 | Georgia Tech | 34 | 38 | 72 | 8.0-21 | 1.0-6 | 1 | 1-0 | 0-0 | 2 | 2 | 0 | 2-2 | 0 | 0 | 0 | 20 | |
| Nov 19 | at Notre Dame | 29 | 42 | 71 | 7.0-21 | 1.0-2 | 0 | 0-0 | 0-0 | 4 | 3 | 0 | 4-4 | 0 | 0 | 0 | 34 | |
| Nov 26 | Virginia | 28 | 24 | 52 | 9.0-22 | 1.0-5 | 1 | 1-70 | 2-23 | 8 | 5 | 0 | 7-7 | 0 | 0 | 0 | 52 | |
| Dec 03 | vs. Clemson | 41 | 30 | 71 | 5.0-13 | 0.0-0 | 0 | 0-0 | 1-0 | 4 | 5 | 0 | 5-5 | 0 | 0 | 0 | 35 | |
| Dec 29 | vs. Arkansas | | | | | | | | | | | | | | | | | |
| | Totals | 429 | 408 | 837 | 103.0-367 | 26.0-163 | 8 | 8-88 | 13-42 | 53 | 57 | 4 | 54-53 | 0 | 1 | 2 | 455 | |
| | Opponent | 535 | 522 | 1057 | 78.0-263 | 28.0-144 | 14 | 17-71 | 7-22 | 34 | 30 | 3 | 37-35 | 0 | 1 | 0 | 295 | |

| DATE | OPPONENT | PUNTING | | | | | | | | FIELD GOALS | | | KICKOFFS | | | | | |
|--------|-------------------|-----------|-------------|-------------|-----------|----------|----------|-----------|-----------|-------------|--------------|-----------|----------|-----------|-------------|-------------|-----------|----------|
| | | NO | YDS | AVG | LG | BLKD | TB | FC | 50+ | I20 | ATT-MADE | LG | BLKD | NO | YDS | AVG | TB | OB |
| Sep 03 | Liberty | 5 | 195 | 39.0 | 52 | 0 | 0 | 2 | 1 | 1 | 3-2 | 34 | 0 | 7 | 455 | 65.0 | 7 | 0 |
| Sep 10 | vs. Tennessee | 5 | 172 | 34.4 | 43 | 0 | 0 | 2 | 0 | 1 | 2-1 | 26 | 0 | 5 | 325 | 65.0 | 5 | 0 |
| Sep 17 | Boston College | 6 | 220 | 36.7 | 45 | 0 | 0 | 4 | 0 | 4 | 0-0 | 0 | 0 | 8 | 534 | 66.8 | 6 | 0 |
| Sep 24 | East Carolina | 6 | 272 | 45.3 | 57 | 0 | 0 | 2 | 1 | 3 | 1-1 | 20 | 0 | 9 | 585 | 65.0 | 6 | 0 |
| Oct 08 | at North Carolina | 5 | 188 | 37.6 | 58 | 0 | 1 | 0 | 1 | 1 | 2-2 | 35 | 0 | 7 | 455 | 65.0 | 5 | 0 |
| Oct 15 | at Syracuse | 5 | 208 | 41.6 | 51 | 0 | 0 | 3 | 2 | 2 | 2-1 | 36 | 0 | 4 | 260 | 65.0 | 3 | 0 |
| Oct 20 | Miami | 5 | 238 | 47.6 | 61 | 0 | 1 | 1 | 2 | 4 | 4-3 | 47 | 1 | 8 | 520 | 65.0 | 8 | 0 |
| Oct 27 | at Pittsburgh | 3 | 94 | 31.3 | 37 | 0 | 0 | 2 | 0 | 3 | 6-6 | 37 | 0 | 10 | 635 | 63.5 | 6 | 0 |
| Nov 05 | at Duke | 6 | 210 | 35.0 | 43 | 0 | 0 | 5 | 0 | 2 | 2-1 | 27 | 0 | 5 | 324 | 64.8 | 4 | 0 |
| Nov 12 | Georgia Tech | 4 | 161 | 40.2 | 52 | 0 | 0 | 2 | 1 | 1 | 1-0 | 0 | 1 | 3 | 137 | 45.7 | 2 | 0 |
| Nov 19 | at Notre Dame | 4 | 122 | 30.5 | 40 | 0 | 0 | 1 | 0 | 2 | 2-2 | 23 | 0 | 7 | 416 | 59.4 | 2 | 0 |
| Nov 26 | Virginia | 4 | 134 | 33.5 | 43 | 0 | 0 | 1 | 0 | 2 | 2-1 | 24 | 0 | 9 | 582 | 64.7 | 8 | 0 |
| Dec 03 | vs. Clemson | 6 | 269 | 44.8 | 60 | 0 | 0 | 3 | 2 | 1 | 0-0 | 0 | 0 | 6 | 390 | 65.0 | 6 | 0 |
| Dec 29 | vs. Arkansas | | | | | | | | | | | | | | | | | |
| | Totals | 64 | 2483 | 38.8 | 61 | 0 | 2 | 28 | 10 | 27 | 27-20 | 47 | 2 | 87 | 5611 | 64.5 | 68 | 0 |
| | Opponent | 91 | 3737 | 41.1 | 67 | 1 | 7 | 24 | 14 | 15 | 15-10 | 51 | 3 | 63 | 3919 | 62.2 | 22 | 1 |

STATS / BOX SCORES / SPECIALTY STATS / PLAYER PAGES / VIRGINIA TECH / TEAM NOTES / COACH FUENTE

**TEAM GAME-BY-GAME
OPPONENTS**

| DATE | OPPONENT | RUSHING | | | | RECEIVING | | | | PASSING | | | | KICK RETURN | | | | PUNT RETURN | | | | TOT OFF |
|--------|------------------------|------------|-------------|-----------|-----------|------------|-------------|-----------|-----------|-------------------|-------------|-----------|-----------|-------------|------------|----------|-----------|-------------|------------|----------|-----------|-------------|
| | | NO. | YDS | TD | LG | NO. | YDS | TD | LG | CMP-ATT-INT | YDS | TD | LG | NO | YDS | TD | LG | NO | YDS | TD | LG | |
| Sep 03 | Liberty | 35 | 90 | 1 | 12 | 9 | 70 | 0 | 15 | 9-27-3 | 70 | 0 | 15 | 0 | 0 | 0 | 0 | 1 | -2 | 0 | 0 | 160 |
| Sep 10 | vs. Tennessee | 46 | 239 | 3 | 40 | 10 | 91 | 3 | 38 | 10-19-1 | 91 | 3 | 38 | 0 | 0 | 0 | 0 | 2 | 16 | 0 | 14 | 330 |
| Sep 17 | Boston College | 28 | 44 | 0 | 9 | 9 | 80 | 0 | 22 | 9-29-1 | 80 | 0 | 22 | 2 | 46 | 0 | 31 | 0 | 0 | 0 | 0 | 124 |
| Sep 24 | East Carolina | 35 | 81 | 0 | 25 | 17 | 362 | 2 | 75 | 17-34-0 | 362 | 2 | 75 | 3 | 61 | 0 | 25 | 2 | -4 | 0 | 0 | 443 |
| Oct 08 | at North Carolina | 29 | 73 | 0 | 23 | 13 | 58 | 0 | 12 | 13-33-2 | 58 | 0 | 12 | 2 | 39 | 0 | 21 | 0 | 0 | 0 | 0 | 131 |
| Oct 15 | at Syracuse | 45 | 156 | 2 | 18 | 30 | 405 | 2 | 84 | 30-55-1 | 405 | 2 | 84 | 1 | 21 | 0 | 21 | 1 | 20 | 0 | 20 | 561 |
| Oct 20 | Miami | 29 | 42 | 0 | 41 | 23 | 323 | 2 | 48 | 23-38-1 | 323 | 2 | 48 | 0 | 0 | 0 | 0 | 1 | 0 | 0 | 0 | 365 |
| Oct 27 | at Pittsburgh | 32 | 180 | 4 | 40 | 14 | 278 | 1 | 71 | 14-23-1 | 278 | 1 | 71 | 4 | 57 | 0 | 20 | 0 | 0 | 0 | 0 | 458 |
| Nov 05 | at Duke | 45 | 227 | 3 | 29 | 18 | 148 | 0 | 30 | 18-31-0 | 148 | 0 | 30 | 1 | 22 | 0 | 22 | 1 | 5 | 0 | 5 | 375 |
| Nov 12 | Georgia Tech | 58 | 309 | 3 | 56 | 2 | 34 | 0 | 24 | 2-7-0 | 34 | 0 | 24 | 1 | 8 | 0 | 8 | 2 | 8 | 0 | 9 | 343 |
| Nov 19 | at Notre Dame | 36 | 200 | 2 | 67 | 17 | 249 | 2 | 31 | 17-34-0 | 249 | 2 | 31 | 5 | 78 | 0 | 23 | 1 | 2 | 0 | 2 | 449 |
| Nov 26 | Virginia | 31 | 108 | 0 | 21 | 13 | 139 | 1 | 39 | 13-36-2 | 139 | 1 | 39 | 1 | 28 | 0 | 28 | 0 | 0 | 0 | 0 | 247 |
| Dec 03 | vs. Clemson | 41 | 182 | 3 | 27 | 23 | 288 | 3 | 39 | 23-34-1 | 288 | 3 | 39 | 0 | 0 | 0 | 0 | 2 | -5 | 0 | 0 | 470 |
| Dec 29 | vs. Arkansas | | | | | | | | | | | | | | | | | | | | | |
| | Opponent totals | 490 | 1931 | 21 | 67 | 198 | 2525 | 16 | 84 | 198-400-13 | 2525 | 16 | 84 | 20 | 360 | 0 | 31 | 13 | 40 | 0 | 20 | 4456 |
| | Virginia Tech | 594 | 2404 | 24 | 69 | 258 | 3417 | 29 | 62 | 258-415-7 | 3417 | 29 | 62 | 40 | 865 | 0 | 40 | 42 | 338 | 1 | 87 | 5821 |

GAMES: 13

AVG/RUSH: 3.9

AVG/CATCH: 12.8

PASS EFFIC: 109.22

KR AVG: 18.0

PR AVG: 3.1

ALL PURPOSE AVG/GAME: 375.2

TOTAL OFFENSE AVG/GM: 342.8

| DATE | OPPONENT | TACKLES | | | | SACKS | | FUMBLE | | PASS DEFENSE | | | BLKD KICK | PAT ATTEMPTS | | | | PTS |
|--------|------------------------|------------|------------|-------------|------------------|-----------------|-----------|--------------|--------------|--------------|-----------|----------|--------------|--------------|----------|----------|------------|------------|
| | | SOLO | AST | TOTAL | TFL-YDS | NO-YDS | FF | FR-YDS | INT-YDS | QBH | BRK | KICK | | RUN | RCV | SAF | | |
| Sep 03 | Liberty | 48 | 44 | 92 | 3.0-15 | 1.0-11 | 3 | 4-71 | 0-0 | 10 | 3 | 0 | 2-1 | 0 | 0 | 0 | 0 | 13 |
| Sep 10 | vs. Tennessee | 50 | 30 | 80 | 8.0-25 | 3.0-15 | 2 | 5-0 | 0-0 | 2 | 2 | 0 | 6-6 | 0 | 0 | 0 | 0 | 45 |
| Sep 17 | Boston College | 33 | 62 | 95 | 5.0-21 | 1.0-10 | 0 | 0-0 | 1-19 | 2 | 1 | 0 | 0-0 | 0 | 0 | 0 | 0 | 0 |
| Sep 24 | East Carolina | 24 | 56 | 80 | 6.0-13 | 0.0-0 | 0 | 0-0 | 0-0 | 0 | 0 | 0 | 2-2 | 0 | 0 | 0 | 0 | 17 |
| Oct 08 | at North Carolina | 31 | 62 | 93 | 6.0-34 | 2.0-19 | 1 | 2-0 | 0-0 | 2 | 5 | 0 | 0-0 | 0 | 0 | 0 | 0 | 3 |
| Oct 15 | at Syracuse | 52 | 10 | 62 | 5.0-11 | 1.0-2 | 1 | 1-0 | 1-0 | 1 | 1 | 1 | 4-4 | 0 | 0 | 0 | 0 | 31 |
| Oct 20 | Miami | 34 | 42 | 76 | 8.0-26 | 3.0-8 | 0 | 0-0 | 0-0 | 3 | 2 | 1 | 2-1 | 0 | 0 | 0 | 0 | 16 |
| Oct 27 | at Pittsburgh | 45 | 28 | 73 | 8.0-20 | 3.0-10 | 1 | 0-0 | 0-0 | 2 | 3 | 0 | 4-4 | 0 | 1 | 0 | 0 | 36 |
| Nov 05 | at Duke | 45 | 42 | 87 | 7.0-20 | 3.0-11 | 0 | 0-0 | 0-0 | 2 | 3 | 0 | 3-3 | 0 | 0 | 0 | 0 | 21 |
| Nov 12 | Georgia Tech | 45 | 28 | 73 | 7.0-28 | 5.0-26 | 3 | 2-0 | 2-3 | 4 | 2 | 1 | 3-3 | 0 | 0 | 0 | 0 | 30 |
| Nov 19 | at Notre Dame | 53 | 28 | 81 | 2.0-13 | 1.0-12 | 1 | 1-0 | 1-0 | 1 | 1 | 0 | 4-4 | 0 | 0 | 0 | 0 | 31 |
| Nov 26 | Virginia | 39 | 48 | 87 | 5.0-12 | 1.0-4 | 2 | 2-0 | 0-0 | 3 | 4 | 0 | 1-1 | 0 | 0 | 0 | 0 | 10 |
| Dec 03 | vs. Clemson | 37 | 40 | 77 | 8.0-25 | 4.0-16 | 0 | 0-0 | 2-0 | 2 | 3 | 0 | 6-6 | 0 | 0 | 0 | 0 | 42 |
| Dec 29 | vs. Arkansas | | | | | | | | | | | | | | | | | |
| | Opponent totals | 535 | 522 | 1057 | 78.0-263 | 28.0-144 | 14 | 17-71 | 7-22 | 34 | 30 | 3 | 37-35 | 0 | 1 | 0 | 0 | 295 |
| | Virginia Tech | 429 | 408 | 837 | 103.0-367 | 26.0-163 | 8 | 8-88 | 13-42 | 53 | 57 | 4 | 54-53 | 0 | 1 | 2 | 455 | |

| DATE | OPPONENT | PUNTING | | | | | | | FIELD GOALS | | | KICKOFFS | | | | | | |
|--------|------------------------|-----------|-------------|-------------|-----------|----------|----------|-----------|-------------|-----------|--------------|-----------|----------|-----------|-------------|-------------|-----------|----------|
| | | NO | YDS | AVG | LG | BLKD | TB | FC | 50+ | I20 | ATT-MADE | LG | BLKD | NO | YDS | AVG | TB | OB |
| Sep 03 | Liberty | 8 | 320 | 40.0 | 52 | 0 | 0 | 1 | 1 | 1 | 0-0 | 0 | 0 | 4 | 263 | 65.8 | 1 | 1 |
| Sep 10 | vs. Tennessee | 6 | 255 | 42.5 | 53 | 0 | 1 | 3 | 1 | 2 | 2-1 | 34 | 0 | 8 | 516 | 64.5 | 3 | 0 |
| Sep 17 | Boston College | 13 | 537 | 41.3 | 51 | 0 | 1 | 1 | 1 | 0 | 0-0 | 0 | 0 | 1 | 63 | 63.0 | 0 | 0 |
| Sep 24 | East Carolina | 6 | 230 | 38.3 | 62 | 1 | 0 | 1 | 2 | 1 | 2-1 | 27 | 1 | 5 | 311 | 62.2 | 2 | 0 |
| Oct 08 | at North Carolina | 6 | 274 | 45.7 | 53 | 0 | 1 | 1 | 2 | 0 | 1-1 | 28 | 0 | 2 | 126 | 63.0 | 1 | 0 |
| Oct 15 | at Syracuse | 3 | 146 | 48.7 | 56 | 0 | 0 | 1 | 1 | 0 | 3-1 | 51 | 1 | 6 | 372 | 62.0 | 1 | 0 |
| Oct 20 | Miami | 8 | 337 | 42.1 | 55 | 0 | 0 | 3 | 2 | 3 | 1-1 | 29 | 0 | 4 | 260 | 65.0 | 4 | 0 |
| Oct 27 | at Pittsburgh | 6 | 239 | 39.8 | 46 | 0 | 0 | 1 | 0 | 0 | 0-0 | 0 | 0 | 6 | 342 | 57.0 | 1 | 0 |
| Nov 05 | at Duke | 7 | 282 | 40.3 | 48 | 0 | 2 | 2 | 0 | 2 | 1-0 | 0 | 1 | 4 | 253 | 63.2 | 0 | 0 |
| Nov 12 | Georgia Tech | 6 | 255 | 42.5 | 54 | 0 | 0 | 2 | 1 | 4 | 3-3 | 40 | 0 | 7 | 442 | 63.1 | 4 | 0 |
| Nov 19 | at Notre Dame | 7 | 266 | 38.0 | 65 | 0 | 0 | 1 | 1 | 0 | 1-1 | 25 | 0 | 6 | 341 | 56.8 | 2 | 0 |
| Nov 26 | Virginia | 10 | 423 | 42.3 | 67 | 0 | 2 | 3 | 2 | 2 | 1-1 | 29 | 0 | 3 | 183 | 61.0 | 1 | 0 |
| Dec 03 | vs. Clemson | 5 | 173 | 34.6 | 42 | 0 | 0 | 4 | 0 | 0 | 0-0 | 0 | 0 | 7 | 447 | 63.9 | 2 | 0 |
| Dec 29 | vs. Arkansas | | | | | | | | | | | | | | | | | |
| | Opponent totals | 91 | 3737 | 41.1 | 67 | 1 | 7 | 24 | 14 | 15 | 15-10 | 51 | 3 | 63 | 3919 | 62.2 | 22 | 1 |
| | Virginia Tech | 64 | 2483 | 38.8 | 61 | 0 | 2 | 28 | 10 | 27 | 27-20 | 47 | 2 | 87 | 5611 | 64.5 | 68 | 0 |

OFFENSE GAME-BY-GAME

| RUSHING | NO-YDS/TD | LIBERTY | TENN. | BC | ECU | UNC | SU | MIAMI | PITT | DUKE | GT | ND | VA | CU | ARK |
|------------------|------------|---------|----------|---------|---------|---------|---------|----------|---------|---------|---------|---------|----------|---------|-----|
| Evans, J QB | 182-759/10 | 5-46/0 | 16-18/0 | 9-48/0 | 10-97/1 | 21-49/1 | 11-61/0 | 13-98/1 | 11-33/0 | 18-83/1 | 18-75/2 | 18-67/1 | 11-38/1 | 21-46/2 | |
| McMillian, T RB | 136-637/6 | 13-39/0 | 14-127/1 | 12-36/1 | 9-10/0 | 17-76/1 | 9-39/0 | 18-131/0 | 6-3/0 | 15-72/1 | 10-39/0 | 1-2/0 | 5-32/0 | 7-37/2 | |
| Rogers, S RB | 65-279/2 | 7-23/0 | 4-20/0 | 3-15/0 | 9-29/0 | 1-1/0 | 8-21/0 | 1-0/0 | - | 8-22/0 | 1-7/0 | 4-26/0 | 15-105/2 | 4-10/0 | |
| Williams, M RB | 59-244/2 | DNP | DNP | 15-81/0 | 3-8/1 | 10-30/0 | 5-23/0 | 6-28/0 | 8-29/1 | 3-13/0 | 1-4/0 | 8-28/0 | DNP | DNP | |
| Phillips, C WR | 26-124/0 | 5-14/0 | - | - | - | 4-22/0 | 2-9/0 | 1--1/0 | 5-43/0 | 3-8/0 | 1-12/0 | 1-4/0 | 1-4/0 | 3-9/0 | |
| Motley, B QB | 20-124/2 | 1-5/0 | DNP | 2-37/1 | 5-26/1 | - | DNP | - | 7-24/0 | DNP | DNP | DNP | 5-32/0 | DNP | |
| McKenzie, S RB | 20-76/1 | 4-22/0 | 5-21/1 | 2--3/0 | 4-11/0 | 5-25/0 | - | DNP | DNP | DNP | DNP | DNP | DNP | DNP | |
| Reid, D.J. RB | 12-65/0 | - | - | 3-11/0 | DNP | DNP | - | DNP | DNP | DNP | DNP | DNP | 9-54/0 | DNP | |
| Peoples, S FB | 16-60/1 | - | - | - | - | - | - | - | - | 2-13/0 | - | 11-32/1 | 3-15/0 | - | |
| Carroll, C.J. WR | 9-46/0 | 2-24/0 | 1--1/0 | - | - | 1-10/0 | 3-2/0 | 1-9/0 | - | - | 1-2/0 | - | - | - | |
| Hodges, B TE | 7-32/0 | 1-4/0 | 4-22/0 | - | - | - | 1-6/0 | - | - | 1-0/0 | - | - | - | - | |
| McCleave, D RB | 8-27/0 | 8-27/0 | DNP | DNP | DNP | DNP | DNP | DNP | DNP | DNP | DNP | DNP | DNP | DNP | |
| Ford, I WR | 4-19/0 | - | - | - | 1-1/0 | - | - | 1--11/0 | 1-26/0 | - | - | 1-3/0 | - | - | |
| Daniel, S WR | 1-10/0 | DNP | DNP | DNP | DNP | DNP | DNP | DNP | DNP | DNP | DNP | DNP | 1-10/0 | DNP | |
| Murphy, H WR | 1-3/0 | 1-3/0 | DNP | - | - | - | - | - | - | - | - | - | - | - | |
| Click, J QB | 2-1/0 | DNP | DNP | 2-1/0 | DNP | DNP | DNP | DNP | DNP | DNP | DNP | DNP | DNP | DNP | |
| Ludwig, M | 1--11/0 | - | - | - | - | 1--11/0 | - | - | - | - | - | - | - | - | |
| TEAM | 25--91/0 | 1--1/0 | 1--21/0 | 2--3/0 | 4--15/0 | 6--13/0 | - | 3--3/0 | 1--2/0 | 2--4/0 | 1--18/0 | 3--10/0 | 1--1/0 | DNP | |

| RECEIVING | NO-YDS/TD | LIBERTY | TENN. | BC | ECU | UNC | SU | MIAMI | PITT | DUKE | GT | ND | VA | CU | ARK |
|------------------|-----------|----------|--------|--------|---------|--------|--------|--------|----------|--------|---------|--------|--------|---------|-----|
| Ford, I WR | 73-1038/7 | 11-117/1 | 5-51/0 | 4-91/2 | 4-117/1 | - | 8-83/1 | 4-46/0 | 10-143/1 | 4-62/0 | 8-85/1 | 7-86/0 | 4-68/0 | 4-89/0 | |
| Phillips, C WR | 70-868/5 | 5-53/1 | 7-77/0 | 2-53/0 | 1-55/1 | 2-20/0 | 3-83/0 | 7-64/0 | 6-109/0 | 3-37/0 | 10-82/0 | 6-56/1 | 6-87/1 | 12-92/1 | |
| Hodges, B TE | 43-640/7 | 3-42/2 | 3-13/0 | 4-48/0 | 2-47/0 | 1-28/0 | 5-79/1 | 7-66/2 | 6-145/0 | 2-24/0 | 3-22/0 | 2-15/1 | 4-69/1 | 1-42/0 | |
| Rogers, S RB | 22-287/3 | - | 3-47/1 | 1-4/1 | 1-12/0 | 1-22/1 | - | 2-72/0 | 1--2/0 | - | 4-37/0 | 4-30/0 | 2-29/0 | 3-36/0 | |
| Carroll, C.J. WR | 18-258/0 | 2-9/0 | - | 2-39/0 | - | - | 2-33/0 | - | - | 3-27/0 | 5-65/0 | 3-80/0 | - | 1-5/0 | |
| McMillian, T RB | 10-112/3 | - | 1-3/0 | 2-11/1 | 1-13/1 | 2-4/0 | - | - | - | 2-33/0 | 1-17/0 | - | 1-31/1 | - | |
| Cunningham, C TE | 5-43/3 | - | - | 1-7/1 | 1-13/0 | 1-1/1 | - | 1-11/0 | 1-11/1 | - | - | DNP | - | DNP | |
| Peoples, S FB | 2-40/1 | - | - | - | - | - | 1-27/0 | 1-13/1 | - | - | - | - | - | - | |
| Murphy, H WR | 3-29/0 | 1-12/0 | DNP | - | - | - | - | - | - | 1-9/0 | 1-8/0 | - | - | - | |
| McKenzie, S RB | 3-28/0 | 2-11/0 | 1-17/0 | - | - | - | - | DNP | DNP | DNP | DNP | DNP | DNP | DNP | |
| Bradshaw, J WR | 3-25/0 | - | - | - | 3-25/0 | - | - | - | DNP | DNP | DNP | DNP | - | DNP | |
| Edmunds, Te | 1-20/0 | - | - | - | - | - | - | - | - | - | - | - | - | 1-20/0 | |
| Wilson, D WR | 2-13/0 | 1-8/0 | - | - | 1-5/0 | DNP | - | DNP | DNP | DNP | DNP | DNP | - | DNP | |
| Deablo, D WR | 1-8/0 | - | - | - | 1-8/0 | - | - | - | - | - | - | - | - | - | |
| Daniel, S WR | 1-6/0 | DNP | DNP | DNP | DNP | DNP | DNP | DNP | DNP | DNP | DNP | DNP | 1-6/0 | DNP | |
| Williams, M RB | 1-2/0 | DNP | DNP | - | - | - | 1-2/0 | - | - | - | - | - | DNP | DNP | |

PASSING

| #4 EVANS, J | ATT | COMP | INT | PCT | YARDS | TD | LONG | SACK | YDS | EFFIC |
|----------------|------------|------------|----------|-------------|-------------|-----------|-----------|-----------|------------|--------------|
| Liberty | 32 | 20 | 0 | 62.5 | 221 | 4 | 25 | 1 | 11 | 161.8 |
| Tennessee | 28 | 20 | 0 | 71.4 | 208 | 1 | 30 | 3 | 15 | 145.6 |
| Boston College | 23 | 16 | 1 | 69.6 | 253 | 5 | 47 | 1 | 10 | 225.0 |
| East Carolina | 20 | 13 | 0 | 65.0 | 282 | 3 | 55 | 0 | 0 | 232.9 |
| North Carolina | 17 | 7 | 0 | 41.2 | 75 | 2 | 28 | 2 | 19 | 117.1 |
| Syracuse | 33 | 20 | 1 | 60.6 | 307 | 2 | 52 | 1 | 2 | 152.7 |
| Miami | 33 | 21 | 0 | 63.6 | 259 | 2 | 52 | 3 | 8 | 149.6 |
| Pitt | 40 | 24 | 0 | 60.0 | 406 | 2 | 41 | 3 | 10 | 161.8 |
| Duke | 27 | 15 | 0 | 55.6 | 192 | 0 | 23 | 3 | 11 | 115.3 |
| Georgia Tech | 45 | 32 | 2 | 71.1 | 316 | 1 | 24 | 5 | 26 | 128.5 |
| Notre Dame | 29 | 22 | 1 | 75.9 | 267 | 2 | 62 | 1 | 12 | 169.1 |
| Virginia | 27 | 16 | 0 | 59.3 | 253 | 2 | 42 | 1 | 4 | 162.4 |
| Clemson | 35 | 21 | 2 | 60.0 | 264 | 1 | 53 | 4 | 16 | 121.4 |
| TOTALS | 389 | 247 | 7 | 63.5 | 3303 | 27 | 62 | 28 | 144 | 154.1 |

| #9 MOTLEY, B | ATT | COMP | INT | PCT | YARDS | TD | LONG | SACK | YDS | EFFIC |
|----------------|-----------|----------|----------|-------------|-----------|----------|-----------|----------|----------|-------------|
| Liberty | 9 | 5 | 0 | 55.6 | 31 | 0 | 12 | 0 | 0 | 84.5 |
| Boston College | 3 | 0 | 0 | 0.0 | 0 | 0 | 0 | 0 | 0 | 0.0 |
| East Carolina | 2 | 2 | 0 | 100.0 | 13 | 0 | 8 | 0 | 0 | 154.6 |
| Pitt | 3 | 0 | 0 | 0.0 | 0 | 0 | 0 | 0 | 0 | 0.0 |
| Virginia | 3 | 2 | 0 | 66.7 | 37 | 1 | 31 | 0 | 0 | 280.3 |
| TOTALS | 20 | 9 | 0 | 45.0 | 81 | 1 | 31 | 0 | 0 | 95.5 |

| #90 LUDWIG, M | ATT | COMP | INT | PCT | YARDS | TD | LONG | SACK | YDS | EFFIC |
|---------------|----------|----------|----------|--------------|-----------|----------|-----------|----------|----------|--------------|
| Clemson | 1 | 1 | 0 | 100.0 | 20 | 0 | 20 | 0 | 0 | 268.0 |
| TOTALS | 1 | 1 | 0 | 100.0 | 20 | 0 | 20 | 0 | 0 | 268.0 |

| #45 ROGERS, S | ATT | COMP | INT | PCT | YARDS | TD | LONG | SACK | YDS | EFFIC |
|---------------|----------|----------|----------|--------------|-----------|----------|-----------|----------|----------|--------------|
| Miami | 1 | 1 | 0 | 100.0 | 13 | 1 | 13 | 0 | 0 | 539.2 |
| TOTALS | 1 | 1 | 0 | 100.0 | 13 | 1 | 13 | 0 | 0 | 539.2 |

| #TM TEAM | ATT | COMP | INT | PCT | YARDS | TD | LONG | SACK | YDS | EFFIC |
|---------------|----------|----------|----------|------------|----------|----------|----------|----------|----------|------------|
| Georgia Tech | 2 | 0 | 0 | 0.0 | 0 | 0 | 0 | 0 | 0 | 0.0 |
| TOTALS | 2 | 0 | 0 | 0.0 | 0 | 0 | 0 | 0 | 0 | 0.0 |

STATS / BOX SCORES / SPECIALTY STATS / PLAYER PAGES / VIRGINIA TECH / TEAM NOTES / COACH FUENTE

PASSING CONT.

| #1 FORD, I | ATT | COMP | INT | PCT | YARDS | TD | LONG | SACK | YDS | EFFIC |
|---------------|----------|----------|----------|------------|----------|----------|----------|----------|----------|------------|
| East Carolina | 1 | 0 | 0 | 0.0 | 0 | 0 | 0 | 0 | 0 | 0.0 |
| TOTALS | 1 | 0 | 0 | 0.0 | 0 | 0 | 0 | 0 | 0 | 0.0 |

| #11 CLICK, J | ATT | COMP | INT | PCT | YARDS | TD | LONG | SACK | YDS | EFFIC |
|----------------|----------|----------|----------|------------|----------|----------|----------|----------|----------|------------|
| Boston College | 1 | 0 | 0 | 0.0 | 0 | 0 | 0 | 0 | 0 | 0.0 |
| TOTALS | 1 | 0 | 0 | 0.0 | 0 | 0 | 0 | 0 | 0 | 0.0 |

DEFENSE GAME-BY-GAME

| TACKLES | UA-A | TOT | LIBERTY | TENN. | BC | ECU | UNC | SU | MIAMI | PITT | DUKE | GT | ND | VA | CU | ARK |
|------------------|-------|-----|---------|-------|-----|-----|-----|------|-------|------|------|-----|-----|-----|-----|-----|
| Motuapuaka, A LB | 49-57 | 106 | 2-5 | 9-6 | 2-5 | 2-6 | 7-5 | 4-4 | 2-0 | 2-2 | 4-4 | 6-8 | 4-7 | 3-3 | 2-2 | |
| Edmunds, Tr LB | 53-46 | 99 | 3-0 | 0-2 | 1-6 | 2-7 | 5-2 | 10-6 | 7-3 | 2-1 | 4-6 | 7-5 | 3-4 | 3-2 | 6-2 | |
| Clark, C DB | 47-38 | 85 | 4-3 | 6-3 | 1-3 | 3-8 | 3-0 | 3-4 | 6-3 | 5-2 | 5-3 | 1-2 | 4-2 | 1-2 | 5-3 | |
| Edmunds, Te | 45-39 | 84 | 3-2 | 3-4 | 1-3 | 4-4 | 2-2 | 2-0 | 5-2 | 6-4 | 8-6 | - | 2-6 | 3-0 | 6-6 | |
| Reynolds, M | 31-28 | 59 | 1-2 | 1-2 | 2-2 | 0-3 | 2-0 | 6-3 | 2-1 | 4-2 | 5-2 | 2-3 | 1-4 | 3-1 | 2-3 | |
| Baron, W DT | 35-17 | 52 | 1-4 | 1-2 | 2-0 | 1-0 | 2-1 | 5-0 | 5-1 | 1-1 | 7-2 | 7-3 | 2-0 | 0-2 | 1-1 | |
| Mihota, V DL | 20-23 | 43 | 1-3 | 1-0 | 0-2 | 1-0 | 2-3 | 4-2 | 1-4 | 2-2 | 1-0 | 5-5 | 1-1 | - | 1-1 | |
| Alexander, A CB | 29-13 | 42 | DNP | 1-1 | 2-2 | 2-1 | 0-1 | 3-0 | 1-0 | 3-1 | 1-2 | 1-0 | 6-3 | 3-1 | 6-1 | |
| Facyson, B CB | 25-13 | 38 | 3-0 | 1-1 | 3-1 | 3-1 | 2-1 | 3-0 | 2-0 | 4-1 | 2-3 | 0-1 | 0-2 | 1-1 | 1-1 | |
| Ekanem, K DE | 19-16 | 35 | 3-1 | 3-2 | 1-2 | 1-4 | - | 2-0 | DNP | 1-0 | 1-0 | 0-2 | 2-4 | 2-0 | 3-1 | |
| Hill, T DE | 14-19 | 33 | 0-2 | 1-1 | 0-2 | 2-1 | 1-0 | 1-3 | 1-4 | - | 4-2 | 0-1 | 0-3 | 2-0 | 2-0 | |
| Walker, R DT | 10-18 | 28 | - | 0-1 | 0-3 | 2-1 | 1-0 | 2-2 | 1-2 | 1-2 | 2-0 | 1-3 | 0-1 | 0-1 | 0-2 | |
| Settle, T DT | 7-10 | 17 | - | 2-1 | 0-1 | 0-2 | 1-1 | 0-1 | 1-1 | - | - | 0-2 | 1-0 | 1-0 | 1-1 | |
| Shegog, A LB | 5-11 | 16 | 1-0 | 0-2 | - | 1-3 | - | 1-0 | 0-1 | - | - | 1-2 | - | 0-1 | 1-2 | |
| Williams, N DT | 9-7 | 16 | 2-1 | 2-2 | - | 2-0 | 0-1 | - | DNP | DNP | - | - | - | 2-1 | 1-2 | |
| Stroman, G DB | 7-6 | 13 | 2-0 | - | 0-2 | 0-1 | 0-1 | 0-2 | 1-0 | 1-0 | 1-0 | DNP | DNP | DNP | 2-0 | |
| Huelskamp, S LB | 3-8 | 11 | 1-1 | 0-2 | - | - | - | - | - | - | - | 1-0 | 1-2 | 0-2 | 0-1 | |
| Greene, D | 7-2 | 9 | - | 2-0 | 0-1 | - | - | - | DNP | DNP | - | - | 2-0 | 3-1 | DNP | |
| Beckett, T CB | 2-4 | 6 | - | 0-1 | 1-2 | - | - | - | - | - | - | - | - | 1-1 | - | |
| Gaines, H DE | 0-5 | 5 | DNP | DNP | - | 0-1 | 0-1 | - | 0-1 | - | - | - | - | 0-1 | 0-1 | |
| Sobczak, S DT | 0-4 | 4 | - | DNP | - | 0-1 | - | 0-1 | 0-1 | DNP | - | - | DNP | 0-1 | DNP | |
| Williams, C CB | 1-3 | 4 | - | - | 1-1 | - | - | - | DNP | 0-1 | - | - | - | 0-1 | - | |
| Deablo, D | 2-2 | 4 | - | - | - | - | 1-0 | - | - | 1-1 | - | - | - | 0-1 | - | |
| Peoples, S | 0-3 | 3 | - | - | - | 0-2 | - | - | - | - | - | - | 0-1 | - | - | |
| Newsome, D | 0-3 | 3 | - | 0-1 | 0-1 | - | DNP | DNP | - | - | - | - | - | 0-1 | - | |
| Dooley, S DE | 2-1 | 3 | - | DNP | - | 1-0 | - | - | - | DNP | 0-1 | 1-0 | - | - | - | |
| Phillips, C | 0-3 | 3 | - | - | - | 0-1 | 0-1 | - | - | - | 0-1 | - | - | - | - | |
| Quillen, J DB | 1-2 | 3 | - | DNP | 0-1 | DNP | 1-0 | - | - | - | - | - | 0-1 | - | - | |
| Ludwig, M | 1-1 | 2 | - | 0-1 | - | - | - | 1-0 | - | - | - | - | - | - | - | |
| Taylor, J DE | 0-2 | 2 | 0-1 | 0-1 | DNP | DNP | DNP | DNP | DNP | DNP | DNP | DNP | DNP | DNP | DNP | |
| Carpenter, A | 1-0 | 1 | DNP | DNP | DNP | 1-0 | DNP | DNP | DNP | DNP | DNP | DNP | - | - | - | |
| Galante, J CB | 0-1 | 1 | 0-1 | - | - | - | - | DNP | - | - | - | - | - | - | - | |
| Hubbard, T LB | 1-0 | 1 | DNP | DNP | DNP | DNP | DNP | DNP | - | 1-0 | - | DNP | DNP | DNP | DNP | |
| Moss, J LB | 1-0 | 1 | 1-0 | DNP | DNP | DNP | DNP | DNP | DNP | DNP | DNP | DNP | DNP | DNP | DNP | |
| Alleyne, J FS | 0-1 | 1 | DNP | DNP | DNP | DNP | DNP | DNP | DNP | DNP | DNP | - | DNP | 0-1 | - | |
| Williams, M | 0-1 | 1 | DNP | DNP | - | - | - | - | - | - | - | 0-1 | - | DNP | DNP | |
| Floyd, R DB | 0-1 | 1 | - | - | - | 0-1 | - | - | - | - | - | DNP | DNP | - | - | |
| Slye, Joey | 1-0 | 1 | - | - | - | - | - | - | - | - | - | 1-0 | - | - | - | |
| Hodges, B | 1-0 | 1 | - | - | - | - | - | - | - | - | - | - | - | - | 1-0 | |

| SACKS | UA-A | TOT | LIBERTY | TENN. | BC | ECU | UNC | SU | MIAMI | PITT | DUKE | GT | ND | VA | CU | ARK |
|------------------|------|-----|---------|-------|----|--------|-------|-------|--------|------|--------|-------|-------|-------|-----|-----|
| Ekanem, K DE | 5-3 | 6.5 | 1.0-6 | 1.5-9 | - | 2.0-13 | - | - | DNP | - | - | - | 1.0-2 | 1.0-5 | - | |
| Baron, W DT | 3-3 | 4.5 | - | - | - | - | 0.5-3 | 1.0-2 | 2.5-16 | - | 0.5-4 | - | - | - | - | |
| Edmunds, Tr LB | 4-1 | 4.5 | - | - | - | 1.5-8 | 1.0-6 | - | 1.0-8 | - | 1.0-5 | - | - | - | - | |
| Mihota, V DL | 1-2 | 2.0 | - | - | - | - | - | - | 2.0-16 | - | - | - | - | - | - | |
| Motuapuaka, A LB | 1-2 | 2.0 | - | - | - | 0.5-2 | 0.5-3 | - | - | - | - | 1.0-6 | - | - | - | |
| Walker, R DT | 1-1 | 1.5 | - | - | - | - | - | - | 0.5-4 | - | 1.0-10 | - | - | - | - | |
| Hill, T DE | 1-1 | 1.5 | - | - | - | - | - | - | 1.5-9 | - | - | - | - | - | - | |
| Dooley, S DE | 0-1 | 0.5 | - | DNP | - | - | - | - | - | DNP | 0.5-4 | - | - | - | - | |
| Shegog, A LB | 0-1 | 0.5 | - | - | - | 0.5-1 | - | - | - | - | - | - | - | - | - | |
| Floyd, R DB | 0-1 | 0.5 | - | - | - | 0.5-7 | 0-1 | - | - | - | - | DNP | DNP | - | - | |
| Williams, N DT | 0-1 | 0.5 | - | 0.5-1 | - | - | - | - | DNP | DNP | - | - | - | - | - | |
| Phillips, C | 0-1 | 0.5 | - | - | - | 0.5-8 | - | - | - | - | - | - | - | - | - | |
| Gaines, H DE | 0-1 | 0.5 | DNP | DNP | - | 0.5-1 | - | - | - | - | - | - | - | - | - | |
| Sobczak, S DT | 0-1 | 0.5 | - | DNP | - | - | - | - | 0.5-4 | DNP | - | - | DNP | - | DNP | |

DEFENSE GAME-BY-GAME

| TACKLES FOR LOSS | UA-A | TOT | LIBERTY | TENN. | BC | ECU | UNC | SU | MIAMI | PITT | DUKE | GT | ND | VA | CU | ARK |
|------------------|-------|------|---------|-------|-------|--------|-------|--------|--------|-------|--------|-------|-------|-------|-------|-------|
| Baron, W DT | 15-5 | 17.5 | - | 0.5-3 | 1.0-3 | 1.0-2 | 0.5-3 | 2.0-3 | 4.5-24 | - | 3.5-14 | 3.0-8 | 1.0-4 | 0.5-1 | - | - |
| Edmunds, Tr LB | 12-10 | 17.0 | 1.0-1 | 0.5-2 | 2.5-5 | 2.0-9 | 1.5-6 | 1.5-11 | 2.0-10 | 1.0-3 | 1.0-5 | 2.0-3 | 0.5-0 | 1.5-7 | - | - |
| Ekanem, K DE | 5-8 | 9.0 | 1.0-6 | 1.5-9 | 1.0-1 | 2.0-13 | - | - | DNP | - | - | - | 2.0-4 | 1.0-5 | 0.5-1 | - |
| Mihota, V DL | 3-8 | 7.0 | - | - | 0.5-1 | - | 2.0-3 | 1.5-1 | 2.5-17 | 0.5-1 | - | - | - | - | - | - |
| Settle, T DT | 4-6 | 7.0 | - | 1.5-4 | - | 0.5-1 | 0.5-1 | - | 0.5-1 | - | - | 0.5-0 | 1.0-3 | 1.0-1 | 1.5-5 | - |
| Walker, R DT | 3-7 | 6.5 | - | - | 0.5-2 | 2.5-5 | - | - | 0.5-4 | 1.0-2 | 1.0-10 | - | 0.5-1 | - | 0.5-1 | - |
| Reynolds, M | 5-3 | 6.5 | - | 1.0-4 | 0.5-2 | - | 1.0-1 | - | - | 1.0-4 | - | - | 1.5-7 | 1.0-2 | 0.5-1 | - |
| Motuapuaka, A LB | 3-4 | 5.0 | - | 1.0-5 | - | 0.5-2 | 1.5-4 | - | - | 0.5-1 | 0.5-0 | 1.0-6 | - | - | - | - |
| Hill, T DE | 3-4 | 5.0 | - | - | 0.5-2 | 2.0-4 | - | - | 1.5-9 | - | - | 0.5-1 | 0.5-2 | - | - | - |
| Facyson, B CB | 3-2 | 4.0 | - | - | 1.0-2 | - | 0.5-9 | - | - | 1.0-1 | - | 0.5-1 | - | 1.0-2 | - | - |
| Williams, N DT | 3-2 | 4.0 | - | 0.5-1 | - | 1.0-3 | 0.5-0 | - | DNP | DNP | - | - | - | 2.0-3 | - | - |
| Edmunds, Te | 1-3 | 2.5 | - | - | - | 0.5-1 | - | - | - | 1.0-2 | - | - | - | - | - | 1.0-1 |
| Clark, C DB | 2-1 | 2.5 | - | - | - | - | 1.0-1 | - | - | 1.0-3 | 0.5-1 | - | - | - | - | - |
| Alexander, A CB | 1-2 | 2.0 | DNP | - | 0.5-0 | - | 0.5-1 | - | - | - | - | - | - | - | - | 1.0-4 |
| Shegog, A LB | 1-2 | 2.0 | - | - | - | 1.5-4 | - | - | - | - | - | 0.5-2 | - | - | - | - |
| Dooley, S DE | 1-1 | 1.5 | - | DNP | - | 1.0-3 | - | - | - | DNP | 0.5-4 | - | - | - | - | - |
| Phillips, C | 0-2 | 1.0 | - | - | - | 0.5-8 | 0.5-9 | - | - | - | - | - | - | - | - | - |
| Sobczak, S DT | 0-1 | 0.5 | - | DNP | - | - | - | - | 0.5-4 | DNP | - | - | DNP | - | DNP | - |
| Beckett, T CB | 0-1 | 0.5 | - | - | - | - | - | - | - | - | - | - | - | 0.5-1 | - | - |
| Floyd, R DB | 0-1 | 0.5 | - | - | - | 0.5-7 | - | - | - | - | - | DNP | DNP | - | - | - |
| Taylor, J DE | 0-1 | 0.5 | - | 0.5-1 | DNP | DNP | DNP | DNP | DNP | DNP | DNP | DNP | DNP | DNP | DNP | DNP |
| Gaines, H DE | 0-1 | 0.5 | DNP | DNP | - | 0.5-1 | - | - | - | - | - | - | - | - | - | - |
| Williams, C CB | 0-1 | 0.5 | - | - | - | - | - | - | DNP | - | - | - | - | 0.5-0 | - | - |

RETURNS GAME-BY-GAME

| PUNT RETURNS | NO-YDS | LIBERTY | TENN. | BC | ECU | UNC | SU | MIAMI | PITT | DUKE | GT | ND | VA | CU | ARK |
|---------------|--------|---------|-------|------|------|------|------|-------|------|------|------|-----|------|-----|-----|
| Stroman, G | 25-221 | 3-22 | - | 7-50 | 2-94 | 1--1 | 2-13 | 3-5 | 4-33 | 3-5 | DNP | DNP | DNP | - | - |
| Carroll, C.J. | 11-98 | 1-2 | - | 2-34 | - | - | - | - | - | - | 3-34 | 3-9 | 1-17 | 1-2 | - |
| Phillips, C | 4-29 | - | - | - | 1-1 | - | - | - | - | - | - | 1-6 | 2-22 | - | - |
| TEAM | 1--2 | - | 1--2 | - | - | - | - | - | - | - | - | - | - | - | DNP |
| Williams, C | 1--8 | 1--8 | - | - | - | - | - | DNP | - | - | - | - | - | - | - |

| KICK RETURNS | NO-YDS | LIBERTY | TENN. | BC | ECU | UNC | SU | MIAMI | PITT | DUKE | GT | ND | VA | CU | ARK |
|--------------|--------|---------|-------|------|------|------|------|-------|------|------|------|------|------|-------|-----|
| Stroman, G | 22-460 | 2-61 | 5-106 | 1-21 | 3-61 | 1-26 | 4-90 | - | 4-58 | 2-37 | DNP | DNP | DNP | - | - |
| Murphy, H | 10-262 | - | DNP | - | - | - | - | - | - | - | - | 3-98 | 2-56 | 5-108 | - |
| Greene, D | 5-113 | - | - | - | - | - | 1-15 | DNP | DNP | 2-40 | 2-58 | - | - | DNP | - |
| Settle, T | 2-15 | - | - | - | - | - | - | - | 1-6 | - | - | 1-9 | - | - | - |
| Rogers, S | 1-15 | - | - | - | - | - | - | - | - | - | 1-15 | - | - | - | - |

| INT. RETURNS | NO-YDS | LIBERTY | TENN. | BC | ECU | UNC | SU | MIAMI | PITT | DUKE | GT | ND | VA | CU | ARK |
|---------------|--------|---------|-------|-----|-----|-----|-----|-------|------|------|-----|-----|------|-----|-----|
| Edmunds, Te | 3-15 | 1-15 | - | - | - | - | 1-0 | 1-0 | - | - | - | - | - | - | - |
| Stroman, G | 3-0 | 2-0 | - | - | - | 1-0 | - | - | - | - | DNP | DNP | DNP | - | - |
| Motuapuaka, A | 3-0 | - | - | - | - | 1-0 | - | - | - | - | - | - | 1-0 | 1-0 | - |
| Reynolds, M | 2-4 | - | 1-3 | - | - | - | - | - | 1-1 | - | - | - | - | - | - |
| Alexander, A | 2--1 | DNP | - | 1-0 | - | - | - | - | - | - | - | - | 1--1 | - | - |

| FUMBLE RETURNS | NO-YDS | LIBERTY | TENN. | BC | ECU | UNC | SU | MIAMI | PITT | DUKE | GT | ND | VA | CU | ARK |
|----------------|--------|---------|-------|-----|-----|-----|----|-------|------|------|----|----|------|----|-----|
| Motuapuaka, A | 2-79 | - | - | 1-9 | - | - | - | - | - | - | - | - | 1-70 | - | - |
| Baron, W | 1-9 | - | - | - | - | 1-9 | - | - | - | - | - | - | - | - | - |

STATS / BOX SCORES / SPECIALTY STATS / PLAYER PAGES / VIRGINIA TECH / TEAM NOTES / COACH FUENTE

GAMES PLAYED

| NO. | NAME | GP/GS | LIBERTY | TENN. | BC | ECU | UNC | SU | MIAMI | PITT | DUKE | GT | ND | VA | CU | ARK |
|-----|---------------|-------|---------|-------|-------|-------|-------|-------|-------|-------|-------|-------|-------|-------|-------|-----|
| 36 | Alexander, A | 12/4 | ... | XXX | XXX | XXX | XXX | XXX | XXX | XXX | XXX | START | START | START | START | |
| 17 | Alleyne, J | 3/- | ... | ... | ... | ... | ... | ... | ... | ... | ... | XXX | ... | XXX | XXX | |
| 35 | Banks, E | 2/- | ... | ... | ... | XXX | XXX | ... | ... | ... | ... | ... | ... | ... | ... | |
| 60 | Baron, W | 13/13 | START | START | START | START | START | START | START | START | START | START | START | START | START | |
| 14 | Beckett, T | 13/- | XXX | XXX | XXX | XXX | XXX | XXX | XXX | XXX | XXX | XXX | XXX | XXX | XXX | |
| 15 | Bradshaw, J | 8/- | XXX | XXX | XXX | XXX | XXX | XXX | XXX | ... | ... | ... | ... | XXX | ... | |
| 82 | Burke, X | 6/- | XXX | XXX | XXX | XXX | XXX | XXX | ... | ... | ... | ... | ... | XXX | ... | |
| 8H | Bynum, W | 13/- | XXX | XXX | XXX | XXX | XXX | XXX | XXX | XXX | XXX | XXX | XXX | XXX | XXX | |
| 38 | Carpenter, A | 4/- | ... | ... | ... | XXX | ... | ... | ... | ... | ... | ... | XXX | XXX | XXX | |
| 86 | Carroll, C.J. | 13/1 | XXX | XXX | XXX | XXX | XXX | XXX | XXX | XXX | XXX | XXX | START | XXX | XXX | |
| 61 | Chung, K | 6/2 | ... | START | START | XXX | ... | ... | ... | ... | XXX | ... | XXX | XXX | ... | |
| 19 | Clark, C | 13/13 | START | START | START | START | START | START | START | START | START | START | START | START | START | |
| 1Q | Click, J | 1/- | ... | ... | XXX | ... | ... | ... | ... | ... | ... | ... | ... | ... | ... | |
| 72 | Conte, A | 13/13 | START | START | START | START | START | START | START | START | START | START | START | START | START | |
| 85 | Cunningham, C | 11/1 | XXX | XXX | XXX | XXX | XXX | XXX | XXX | XXX | START | XXX | ... | XXX | ... | |
| 39 | Daniel, S | 1/- | ... | ... | ... | ... | ... | ... | ... | ... | ... | ... | ... | XXX | ... | |
| 88 | Deablo, D | 13/- | XXX | XXX | XXX | XXX | XXX | XXX | XXX | XXX | XXX | XXX | XXX | XXX | XXX | |
| 43 | Dooley, S | 11/- | XXX | ... | XXX | XXX | XXX | XXX | XXX | ... | XXX | XXX | XXX | XXX | XXX | |
| 13 | Durkin, C | 3/- | XXX | ... | XXX | ... | XXX | ... | ... | ... | ... | ... | ... | ... | ... | |
| 22 | Edmunds, Te | 13/12 | START | START | START | START | START | START | START | START | START | XXX | START | START | START | |
| 49 | Edmunds, Tr | 13/13 | START | START | START | START | START | START | START | START | START | START | START | START | START | |
| 4D | Ekanem, K | 12/12 | START | START | START | START | START | START | ... | START | START | START | START | START | START | |
| 4 | Evans, J | 13/13 | START | START | START | START | START | START | START | START | START | START | START | START | START | |
| 31 | Facyson, B | 13/13 | START | START | START | START | START | START | START | START | START | START | START | START | START | |
| 21 | Floyd, R | 11/- | XXX | XXX | XXX | XXX | XXX | XXX | XXX | XXX | XXX | ... | ... | XXX | XXX | |
| 1 | Ford, I | 13/13 | START | START | START | START | START | START | START | START | START | START | START | START | START | |
| 47 | Fullwood, D | 2/- | ... | ... | ... | ... | ... | ... | ... | ... | ... | ... | ... | XXX | XXX | |
| 11 | Gaines, H | 11/- | ... | ... | XXX | XXX | XXX | XXX | XXX | XXX | XXX | XXX | XXX | XXX | XXX | |
| 37 | Galante, J | 12/- | XXX | XXX | XXX | XXX | XXX | ... | XXX | XXX | XXX | XXX | XXX | XXX | XXX | |
| 64 | Gallo, E | 12/11 | START | ... | XXX | START | START | START | START | START | START | START | START | START | START | |
| 23 | Greene, D | 10/- | XXX | XXX | XXX | XXX | XXX | XXX | ... | ... | XXX | XXX | XXX | XXX | ... | |
| 94 | Hill, T | 13/1 | XXX | XXX | XXX | XXX | XXX | XXX | START | XXX | XXX | XXX | XXX | XXX | XXX | |
| 7 | Hodges, B | 13/13 | START | START | START | START | START | START | START | START | START | START | START | START | START | |
| 44 | Hubbard, T | 3/- | ... | ... | ... | ... | ... | ... | XXX | XXX | XXX | ... | ... | ... | ... | |
| 56 | Huelskamp, S | 13/- | XXX | XXX | XXX | XXX | XXX | XXX | XXX | XXX | XXX | XXX | XXX | XXX | XXX | |
| 83 | Kumah, E | 12/- | XXX | ... | XXX | XXX | XXX | XXX | XXX | XXX | XXX | XXX | XXX | XXX | XXX | |
| 90 | Ludwig, M | 13/- | XXX | XXX | XXX | XXX | XXX | XXX | XXX | XXX | XXX | XXX | XXX | XXX | XXX | |
| 33 | McCleave, D | 1/- | XXX | ... | ... | ... | ... | ... | ... | ... | ... | ... | ... | ... | ... | |
| 28 | McKenzie, S | 6/- | XXX | XXX | XXX | XXX | XXX | XXX | ... | ... | ... | ... | ... | ... | ... | |
| 71 | McLaughlin, J | 13/13 | START | START | START | START | START | START | START | START | START | START | START | START | START | |
| 34 | McMillian, T | 13/7 | XXX | START | START | START | START | XXX | XXX | START | START | XXX | START | XXX | START | |
| 99 | Mihota, V | 13/13 | START | START | START | START | START | START | START | START | START | START | START | START | START | |
| 66 | Mitchell, B | 2/- | ... | ... | XXX | XXX | ... | ... | ... | ... | ... | ... | ... | ... | ... | |
| 95 | Moon, C | 1/- | ... | ... | ... | XXX | ... | ... | ... | ... | ... | ... | ... | ... | ... | |
| 50 | Moss, J | 1/- | XXX | ... | ... | ... | ... | ... | ... | ... | ... | ... | ... | ... | ... | |
| 9 | Motley, B | 7/- | XXX | ... | XXX | XXX | XXX | ... | XXX | XXX | ... | ... | ... | XXX | ... | |
| 54 | Motuapuaka, A | 13/13 | START | START | START | START | START | START | START | START | START | START | START | START | START | |
| 12 | Murphy, H | 12/- | XXX | ... | XXX | XXX | XXX | XXX | XXX | XXX | XXX | XXX | XXX | XXX | XXX | |
| 20 | Newsome, D | 11/- | XXX | XXX | XXX | XXX | ... | ... | XXX | XXX | XXX | XXX | XXX | XXX | XXX | |
| 69 | Nijman, Y | 13/13 | START | START | START | START | START | START | START | START | START | START | START | START | START | |
| 67 | Osterloh, P | 8/- | ... | ... | ... | ... | XXX | XXX | ... | XXX | XXX | XXX | XXX | XXX | XXX | |
| 27 | Payne, S | 3/- | XXX | ... | XXX | ... | ... | ... | ... | ... | ... | ... | ... | XXX | ... | |
| 25 | Peoples, S | 13/6 | START | XXX | XXX | START | START | START | START | XXX | XXX | XXX | XXX | START | XXX | |
| 58 | Pettit, C | 13/3 | START | START | XXX | XXX | XXX | XXX | XXX | XXX | XXX | XXX | XXX | START | XXX | |
| 74 | Pfaff, B | 9/- | XXX | XXX | XXX | XXX | XXX | XXX | XXX | ... | ... | ... | XXX | XXX | ... | |
| 5 | Phillips, C | 13/12 | START | START | START | START | START | START | START | START | START | START | START | XXX | START | |
| 62 | Plantin, D | 3/- | ... | ... | XXX | ... | ... | ... | ... | ... | ... | ... | XXX | XXX | ... | |
| 26 | Quillen, J | 11/- | XXX | ... | XXX | ... | XXX | XXX | XXX | XXX | XXX | XXX | XXX | XXX | XXX | |
| 48 | Reid, D.J. | 5/- | XXX | XXX | XXX | ... | ... | XXX | ... | ... | ... | ... | ... | XXX | ... | |
| 6 | Reynolds, M | 13/13 | START | START | START | START | START | START | START | START | START | START | START | START | START | |
| 45 | Rogers, S | 13/11 | START | START | START | XXX | START | START | XXX | START | START | START | START | START | START | |
| 97 | Settle, T | 13/- | XXX | XXX | XXX | XXX | XXX | XXX | XXX | XXX | XXX | XXX | XXX | XXX | XXX | |
| 24 | Shegog, A | 13/1 | XXX | XXX | XXX | XXX | XXX | XXX | XXX | XXX | XXX | START | XXX | XXX | XXX | |
| 46 | Slye, Joey | 13/- | XXX | XXX | XXX | XXX | XXX | XXX | XXX | XXX | XXX | XXX | XXX | XXX | XXX | |
| 79 | Smith, T | 13/- | XXX | XXX | XXX | XXX | XXX | XXX | XXX | XXX | XXX | XXX | XXX | XXX | XXX | |
| 91 | Sobczak, S | 9/- | XXX | ... | XXX | XXX | XXX | XXX | XXX | ... | XXX | XXX | ... | XXX | ... | |
| 3 | Stroman, G | 10/9 | START | START | START | START | START | START | START | START | START | START | ... | ... | XXX | |
| 87 | Taylor, C | 12/- | XXX | XXX | XXX | XXX | XXX | ... | XXX | XXX | XXX | XXX | XXX | XXX | XXX | |
| 96 | Taylor, J | 2/- | XXX | XXX | ... | ... | ... | ... | ... | ... | ... | ... | ... | ... | ... | |
| 57 | Teller, W | 13/11 | XXX | XXX | START | START | START | START | START | START | START | START | START | START | START | |
| 98 | Walker, R | 13/5 | XXX | XXX | XXX | XXX | XXX | XXX | START | START | START | START | START | XXX | XXX | |
| 2D | Williams, C | 12/- | XXX | XXX | XXX | XXX | XXX | XXX | ... | XXX | XXX | XXX | XXX | XXX | XXX | |
| 42 | Williams, M | 9/- | ... | ... | XXX | XXX | XXX | XXX | XXX | XXX | XXX | XXX | XXX | ... | ... | |
| 8 | Williams, N | 11/8 | START | START | START | START | START | START | ... | ... | XXX | XXX | XXX | START | START | |
| 89 | Wilson, D | 6/- | XXX | XXX | XXX | XXX | ... | XXX | ... | ... | ... | ... | ... | XXX | ... | |

BY-QUARTER STATISTIC
3RD-DOWN CONVERSIONS

| DATE | OPPONENT | SCORE | OVERALL | 1ST QTR | 2ND QTR | 3RD QTR | 4TH QTR | OT QTR |
|--------|----------------------|---------|---------------------|--------------------|--------------------|--------------------|--------------------|-----------------|
| Sep 03 | Liberty | W 36-13 | 10-20 50.0% | 1-3 33.3% | 3-7 42.9% | 2-4 50.0% | 4-6 66.7% | |
| Sep 10 | vs. Tennessee | L 24-45 | 6-13 46.2% | 4-5 80.0% | 0-3 0.0% | 0-3 0.0% | 2-2 100.0% | |
| Sep 17 | Boston College | W 49-0 | 7-14 50.0% | 2-4 50.0% | 0-3 0.0% | 1-2 50.0% | 4-5 80.0% | |
| Sep 24 | East Carolina | W 54-17 | 5-14 35.7% | 1-4 25.0% | 1-2 50.0% | 2-5 40.0% | 1-3 33.3% | |
| Oct 08 | at North Carolina | W 34-3 | 8-20 40.0% | 1-6 16.7% | 3-5 60.0% | 1-4 25.0% | 3-5 60.0% | |
| Oct 15 | at Syracuse | L 17-31 | 4-13 30.8% | 1-5 20.0% | 2-5 40.0% | 1-2 50.0% | 0-1 0.0% | |
| Oct 20 | Miami | W 37-16 | 4-13 30.8% | 0-3 0.0% | 1-4 25.0% | 1-2 50.0% | 2-4 50.0% | |
| Oct 27 | at Pittsburgh | W 39-36 | 4-14 28.6% | 2-5 40.0% | 0-2 0.0% | 0-2 0.0% | 2-5 40.0% | |
| Nov 05 | at Duke | W 24-21 | 8-18 44.4% | 2-4 50.0% | 3-6 50.0% | 1-3 33.3% | 2-5 40.0% | |
| Nov 12 | Georgia Tech | L 20-30 | 6-14 42.9% | 1-2 50.0% | 1-4 25.0% | 2-4 50.0% | 2-4 50.0% | |
| Nov 19 | at Notre Dame | W 34-31 | 6-14 42.9% | 0-2 0.0% | 3-4 75.0% | 1-3 33.3% | 2-5 40.0% | |
| Nov 26 | Virginia | W 52-10 | 8-15 53.3% | 3-5 60.0% | 3-5 60.0% | 0-1 0.0% | 2-4 50.0% | |
| Dec 03 | vs. Clemson | L 35-42 | 7-15 46.7% | 1-3 33.3% | 1-3 33.3% | 2-5 40.0% | 3-4 75.0% | |
| Dec 29 | vs. Arkansas | | | | | | | |
| | Virginia Tech | | 83-197 42.1% | 19-51 37.3% | 21-53 39.6% | 14-40 35.0% | 29-53 54.7% | 0-0 0.0% |
| | Opponents | | 54-190 28.4% | 13-48 27.1% | 15-52 28.8% | 16-52 30.8% | 10-38 26.3% | 0-0 0.0% |

4TH-DOWN CONVERSIONS

| DATE | OPPONENT | SCORE | OVERALL | 1ST QTR | 2ND QTR | 3RD QTR | 4TH QTR | OT QTR |
|--------|----------------------|---------|--------------------|-------------------|------------------|------------------|------------------|-----------------|
| Sep 03 | Liberty | W 36-13 | 1-1 100.0% | 0-0 0.0% | 1-1 100.0% | 0-0 0.0% | 0-0 0.0% | |
| Sep 10 | vs. Tennessee | L 24-45 | 0-0 0.0% | 0-0 0.0% | 0-0 0.0% | 0-0 0.0% | 0-0 0.0% | |
| Sep 17 | Boston College | W 49-0 | 1-1 100.0% | 0-0 0.0% | 0-0 0.0% | 1-1 100.0% | 0-0 0.0% | |
| Sep 24 | East Carolina | W 54-17 | 0-2 0.0% | 0-0 0.0% | 0-0 0.0% | 0-1 0.0% | 0-1 0.0% | |
| Oct 08 | at North Carolina | W 34-3 | 1-2 50.0% | 0-0 0.0% | 0-0 0.0% | 1-2 50.0% | 0-0 0.0% | |
| Oct 15 | at Syracuse | L 17-31 | 0-1 0.0% | 0-0 0.0% | 0-1 0.0% | 0-0 0.0% | 0-0 0.0% | |
| Oct 20 | Miami | W 37-16 | 0-0 0.0% | 0-0 0.0% | 0-0 0.0% | 0-0 0.0% | 0-0 0.0% | |
| Oct 27 | at Pittsburgh | W 39-36 | 0-0 0.0% | 0-0 0.0% | 0-0 0.0% | 0-0 0.0% | 0-0 0.0% | |
| Nov 05 | at Duke | W 24-21 | 2-2 100.0% | 0-0 0.0% | 1-1 100.0% | 1-1 100.0% | 0-0 0.0% | |
| Nov 12 | Georgia Tech | L 20-30 | 1-2 50.0% | 0-0 0.0% | 0-0 0.0% | 0-1 0.0% | 1-1 100.0% | |
| Nov 19 | at Notre Dame | W 34-31 | 1-1 100.0% | 0-0 0.0% | 0-0 0.0% | 1-1 100.0% | 0-0 0.0% | |
| Nov 26 | Virginia | W 52-10 | 1-1 100.0% | 0-0 0.0% | 1-1 100.0% | 0-0 0.0% | 0-0 0.0% | |
| Dec 03 | vs. Clemson | L 35-42 | 1-2 50.0% | 1-1 100.0% | 0-0 0.0% | 0-0 0.0% | 0-1 0.0% | |
| Dec 29 | vs. Arkansas | | | | | | | |
| | Virginia Tech | | 9-15 60.0% | 1-1 100.0% | 3-4 75.0% | 4-7 57.1% | 1-3 33.3% | 0-0 0.0% |
| | Opponents | | 10-21 47.6% | 3-5 60.0% | 1-3 33.3% | 3-7 42.9% | 3-6 50.0% | 0-0 0.0% |

TIME OF POSSESSION

| DATE | OPPONENT | SCORE | OVERALL | 1ST QTR | 2ND QTR | 3RD QTR | 4TH QTR |
|--------|----------------------|--------------|---------------|--------------|---------------|--------------|---------------|
| Sep 03 | Liberty | W 36-13 | 33:42 | 5:50 | 9:10 | 7:19 | 11:23 |
| Sep 10 | vs. Tennessee | L 24-45 | 31:44 | 10:53 | 7:32 | 6:01 | 7:18 |
| Sep 17 | Boston College | W 49-0 | 35:15 | 8:27 | 7:46 | 7:58 | 11:04 |
| Sep 24 | East Carolina | W 54-17 | 30:03 | 6:36 | 7:12 | 9:02 | 7:13 |
| Oct 08 | at North Carolina | W 34-3 | 39:59 | 9:05 | 9:47 | 7:41 | 13:26 |
| Oct 15 | at Syracuse | L 17-31 | 26:35 | 8:36 | 7:10 | 7:30 | 3:19 |
| Oct 20 | Miami | W 37-16 | 30:32 | 6:26 | 7:21 | 8:15 | 8:30 |
| Oct 27 | at Pittsburgh | W 39-36 | 33:17 | 10:20 | 6:22 | 8:07 | 8:28 |
| Nov 05 | at Duke | W 24-21 | 30:02 | 7:42 | 7:38 | 6:40 | 8:02 |
| Nov 12 | Georgia Tech | L 20-30 | 24:05 | 3:30 | 5:18 | 7:42 | 7:35 |
| Nov 19 | at Notre Dame | W 34-31 | 32:45 | 2:31 | 9:56 | 9:35 | 10:43 |
| Nov 26 | Virginia | W 52-10 | 32:42 | 9:09 | 9:14 | 3:29 | 10:50 |
| Dec 03 | vs. Clemson | L 35-42 | 28:08 | 6:50 | 6:05 | 7:06 | 8:07 |
| Dec 29 | vs. Arkansas | | | | | | |
| | Virginia Tech | Total | 408:49 | 95:55 | 100:31 | 96:25 | 115:58 |
| | Virginia Tech | Avg. | 31:26 | 7:22 | 7:43 | 7:25 | 8:55 |
| | Opponents | Total | 371:11 | 99:05 | 94:29 | 98:35 | 79:02 |
| | Opponents | Avg. | 28:33 | 7:37 | 7:16 | 7:35 | 6:04 |

STATS / BOX SCORES / SPECIALTY STATS / PLAYER PAGES / VIRGINIA TECH / TEAM NOTES / COACH FUENTE

NCAA Statistics

Virginia Tech - 2016-17 Football Ranking Summary thru games 12/03/2016

| Statistic | National Rank | Conference Rank | Value | National Leader | Value | Conference Leader | Value |
|--|---------------|-----------------|--------|--------------------------|----------------|--------------------------------|--------------|
| 3rd Down Conversion Pct (128 ranked) | 54 | 9 | 0.421 | Navy | 0.557 | Clemson | 0.515 |
| 3rd Down Conversion Pct Defense (128 ranked) | 4 | 1 | 0.284 | Michigan | 0.209 | Virginia Tech | 0.284 |
| 4th Down Conversion Pct (128 ranked) | 29 | 5 | 0.600 | South Fla. | 0.938 | Louisville | 0.714 |
| 4th Down Conversion Pct Defense (128 ranked) | 56 | 8 | 0.476 | Alabama | 0.190 | Duke | 0.250 |
| Blocked Kicks (71 ranked) | 10 | 2 | 4 | Texas St. | 8 | Miami (FL) | 5 |
| Blocked Kicks Allowed (128 ranked) | 87 | 9 | 3 | 30 teams tied | 0 | Virginia | 0 |
| Blocked Punts (21 ranked) | 21 | 4 | 1 | Michigan | 4 | Miami (FL) | 3 |
| Blocked Punts Allowed (128 ranked) | 1 | 1 | 0 | 72 teams tied | 0 | 8 teams tied | 0 |
| Completion Percentage (128 ranked) | 28 | 5 | 0.622 | Washington St. | 0.713 | North Carolina | 0.690 |
| Defensive TDs (37 ranked) | 37 | 5 | 2 | Alabama | 10 | Pittsburgh | 4 |
| Fewest Penalties (128 ranked) | 42 | 4 | 67 | Navy | 30 | Georgia Tech | 49 |
| Fewest Penalties Per Game (128 ranked) | 27 | 3 | 5.15 | Navy | 2.50 | Georgia Tech | 4.08 |
| Fewest Penalty Yards (128 ranked) | 50 | 5 | 611 | Navy | 256 | Georgia Tech | 428 |
| Fewest Penalty Yards Per Game (128 ranked) | 35 | 4 | 47.00 | Navy | 21.33 | Georgia Tech | 35.67 |
| First Downs Defense (128 ranked) | 27 | 4 | 226 | Army West Point | 161 | Boston College | 184 |
| First Downs Offense (128 ranked) | 12 | 4 | 305 | Texas Tech | 360 | Clemson | 348 |
| Fumbles Lost (128 ranked) | 127 | 13 | 17 | Iowa Nevada | 2 2 | Miami (FL) | 3 |
| Fumbles Recovered (128 ranked) | 54 | 10 | 8 | Minnesota | 16 | Wake Forest | 14 |
| Kickoff Return Defense (128 ranked) | 15 | 3 | 18.00 | Bowling Green | 15.05 | Boston College | 17.24 |
| Kickoff Returns (128 ranked) | 46 | 6 | 21.63 | Pittsburgh | 29.03 | Pittsburgh | 29.03 |
| Net Punting (128 ranked) | 64 | 7 | 37.55 | Utah | 44.90 | Miami (FL) | 40.71 |
| Passes Had Intercepted (127 ranked) | 22 | 4 | 7 | Western Mich. | 3 | North Carolina Georgia Tech | 4 4 |
| Passes Intercepted (128 ranked) | 33 | 4 | 13 | San Diego St. | 22 | Clemson | 18 |
| Passing Offense (128 ranked) | 34 | 7 | 263.3 | Texas Tech | 463.0 | Clemson | 332.6 |
| Passing Yards Allowed (128 ranked) | 23 | 3 | 194.2 | Michigan | 135.9 | North Carolina | 183.0 |
| Passing Yards per Completion (128 ranked) | 38 | 6 | 13.27 | Air Force | 25.33 | Georgia Tech | 20.44 |
| Punt Return Defense (128 ranked) | 8 | 2 | 3.08 | North Carolina | 0.75 | North Carolina | 0.75 |
| Punt Returns (128 ranked) | 63 | 12 | 8.05 | Texas A&M | 28.58 | Syracuse | 17.39 |
| Red Zone Defense (128 ranked) | 52 | 9 | 0.816 | Vanderbilt | 0.659 | Wake Forest | 0.756 |
| Red Zone Offense (128 ranked) | 34 | 4 | 0.873 | Florida St. | 0.963 | Florida St. | 0.963 |
| Rushing Defense (128 ranked) | 42 | 8 | 148.5 | Alabama | 63.4 | North Carolina St. | 104.7 |
| Rushing Offense (128 ranked) | 56 | 5 | 184.9 | New Mexico | 360.9 | Georgia Tech | 257.4 |
| Sacks Allowed (128 ranked) | 71 | 8 | 2.15 | Troy | 0.58 | Pittsburgh | 0.75 |
| Scoring Defense (128 ranked) | 30 | 4 | 22.7 | Alabama | 11.8 | Clemson | 18.4 |
| Scoring Offense (128 ranked) | 33 | 5 | 35.0 | Louisville | 45.3 | Louisville | 45.3 |
| Tackles for Loss Allowed (128 ranked) | 74 | 7 | 6.00 | Missouri | 2.92 | Clemson | 4.77 |
| Team Passing Efficiency (128 ranked) | 22 | 6 | 151.14 | Oklahoma | 194.86 | North Carolina | 159.76 |
| Team Passing Efficiency Defense (128 ranked) | 13 | 2 | 109.23 | Ohio St. | 91.43 | Clemson | 102.41 |
| Team Sacks (128 ranked) | 73 | 11 | 2.00 | Florida St. | 3.92 | Florida St. | 3.92 |
| Team Tackles for Loss (128 ranked) | 9 | 3 | 7.9 | Michigan | 9.6 | Clemson | 8.6 |
| Time of Possession (128 ranked) | 36 | 4 | 31:26 | Wisconsin | 35:20 | Florida St. | 33:31 |
| Total Defense (128 ranked) | 19 | 4 | 342.8 | Alabama | 247.8 | Boston College | 310.6 |
| Total Offense (128 ranked) | 42 | 4 | 448.2 | Texas Tech | 564.5 | Louisville | 558.8 |
| Turnover Margin (128 ranked) | 83 | 11 | -0.23 | Washington | 1.62 | Wake Forest Miami (FL) | 0.67 0.67 |
| Turnovers Gained (127 ranked) | 41 | 6 | 21 | Washington | 33 | Wake Forest | 25 |
| Turnovers Lost (128 ranked) | 109 | 11 | 24 | Western Mich. | 7 | Miami (FL) | 10 |
| Winning Percentage (128 ranked) | 31 | 4 | 0.692 | Western Mich. Alabama | 1.000 1.000 | Clemson | 0.923 |

| Statistic | Player | National | | Conference | | Conference | | Value |
|--|--|------------------|---------------|----------------------|--|--------------|---|--------------|
| | | Rank | Rank | Value | National Leader | Value | Leader | |
| All Purpose (199 ranked) | Isaiah Ford | 194 | 20 | 81.31 | Christian McCaffrey, Stanford | 211.55 | Dalvin Cook, Florida St. | 170.50 |
| Blocked Kicks (4 ranked) | | | | | Trey Hendrickson, Fla. Atlantic Vincent Taylor, Oklahoma St. | 4 4 | Dexter Lawrence, Clemson RJ McIntosh, Miami (FL) | 2 2 |
| Combined Kick Returns (200 ranked) | Greg Stroman Henri Murphy | 24 151 | 5 18 | 681 262 | Sean Riley, Syracuse | 1,125 | Sean Riley, Syracuse | 1,125 |
| Completion Percentage (112 ranked) | Jerod Evans | 24 | 4 | 0.635 | Baker Mayfield, Oklahoma | 0.712 | Mitch Trubisky, North Carolina | 0.689 |
| Completions Per Game (100 ranked) | Jerod Evans | 42 | 7 | 19.00 | Luke Falk, Washington St. | 34.42 | Eric Dungey, Syracuse | 25.56 |
| Field Goal Percentage (108 ranked) | Joey Slye | 51 | 5 | 0.769 | Gary Wunderlich, Ole Miss | 0.957 | Mike Knoll, Boston College | 0.917 |
| Field Goals Per Game (128 ranked) | Joey Slye | 18 | 3 | 1.54 | Daniel Carlson, Auburn Austin Rehkow, Idaho | 2.17 2.17 | Michael Badgley, Miami (FL) | 1.67 |
| Forced Fumbles (28 ranked) | | | | | Harold Landry, Boston College | 0.58 | Harold Landry, Boston College | 0.58 |
| Fumbles Recovered (26 ranked) | Andrew Motuapuaka | 26 | 4 | 2 | Keishawn Bierria, Washington | 5 | Connor Strachan, Boston College | 4 |
| Interceptions Per Game (143 ranked) | Greg Stroman Terrell Edmunds Andrew Motuapuaka | 62 130 130 | 5 12 12 | 0.3 0.2 0.2 | Rasul Douglas, West Virginia Tarvarus McFadden, Florida St. | 0.7 0.7 | Tarvarus McFadden, Florida St. | 0.7 |
| Kickoff Return TDs (8 ranked) | | | | | Quadree Henderson, Pittsburgh | 3 | Quadree Henderson, Pittsburgh | 3 |
| Kickoff Returns (114 ranked) | Greg Stroman | 84 | 11 | 20.9 | Kylen Towner, Western Ky. | 40.8 | T.J. Logan, North Carolina | 32.9 |
| Passes Defended (36 ranked) | Greg Stroman | 17 | 1 | 1.3 | Tedric Thompson, Colorado Ahkello Witherspoon, Colorado | 1.7 1.7 | Greg Stroman, Virginia Tech Breon Borders, Duke | 1.3 1.3 |
| Passing Efficiency (111 ranked) | Jerod Evans | 16 | 3 | 154.3 | Baker Mayfield, Oklahoma | 197.8 | Nate Peterman, Pittsburgh | 161.2 |
| Passing TDs (159 ranked) | Jerod Evans | 15 | 4 | 27 | Logan Woodside, Toledo | 43 | Deshaun Watson, Clemson | 37 |
| Passing Yards (130 ranked) | Jerod Evans | 19 | 4 | 3,309 | Patrick Mahomes, Texas Tech | 5,052 | Deshaun Watson, Clemson | 3,914 |
| Passing Yards Per Game (130 ranked) | Jerod Evans | 34 | 7 | 254.5 | Patrick Mahomes, Texas Tech | 421.0 | Deshaun Watson, Clemson | 301.1 |
| Passing Yards per Completion (112 ranked) | Jerod Evans | 32 | 5 | 13.40 | Trace McSorley, Penn St. | 16.31 | Lamar Jackson, Louisville | 15.41 |
| Points Responsible For (199 ranked) | Jerod Evans Joey Slye | 10 89 | 3 13 | 224 113 | Patrick Mahomes, Texas Tech | 318 | Lamar Jackson, Louisville | 308 |
| Points Responsible For Per Game (195 ranked) | Jerod Evans Joey Slye | 17 117 | 3 14 | 17.2 8.7 | Patrick Mahomes, Texas Tech | 26.5 | Lamar Jackson, Louisville | 25.7 |
| Punt Return TDs (7 ranked) | Greg Stroman | 7 | 1 | 1 | Christian Kirk, Texas A&M | 3 | 6 players tied | 1 |
| Punt Returns (63 ranked) | Greg Stroman | 31 | 7 | 8.8 | Brisly Estime, Syracuse | 17.7 | Brisly Estime, Syracuse | 17.7 |
| Punting (116 ranked) | Mitchell Ludwig | 102 | 11 | 38.8 | Johnny Townsend, Florida | 48.1 | Nicholas Conte, Virginia | 44.3 |
| Receiving TDs (172 ranked) | Isaiah Ford Bucky Hodges Cam Phillips | 59 59 114 | 7 7 19 | 7 7 5 | Corey Davis, Western Mich. | 18 | Amba Etta-Tawo, Syracuse | 14 |
| Receiving Yards (199 ranked) | Isaiah Ford Cam Phillips Bucky Hodges | 27 51 133 | 3 5 17 | 1,038 868 640 | Zay Jones, East Carolina | 1,746 | Amba Etta-Tawo, Syracuse | 1,482 |
| Receiving Yards Per Game (200 ranked) | Isaiah Ford Cam Phillips Bucky Hodges | 40 75 160 | 4 8 21 | 79.8 66.8 49.2 | Zay Jones, East Carolina | 145.5 | Amba Etta-Tawo, Syracuse | 123.5 |
| Receptions Per Game (194 ranked) | Isaiah Ford Cam Phillips | 41 48 | 6 8 | 5.6 5.4 | Zay Jones, East Carolina | 13.2 | Amba Etta-Tawo, Syracuse | 7.8 |
| Rush Yards Per Carry (183 ranked) | Travon McMillian Jerod Evans | 119 145 | 9 13 | 4.68 4.17 | Teriyon Gipson, New Mexico | 9.23 | Brandon Radcliff, Louisville | 6.64 |
| Rushing TDs (187 ranked) | Jerod Evans Travon McMillian | 59 148 | 7 14 | 10 6 | Will Worth, Navy | 25 | Lamar Jackson, Louisville | 21 |
| Rushing Yards (200 ranked) | Jerod Evans Travon McMillian | 112 144 | 10 11 | 759 637 | D'Onta Foreman, Texas | 2,028 | Dalvin Cook, Florida St. | 1,620 |
| Rushing Yards Per Game (200 ranked) | Jerod Evans Travon McMillian | 139 168 | 10 16 | 58.4 49.0 | D'Onta Foreman, Texas | 184.4 | Dalvin Cook, Florida St. | 135.0 |
| Sacks (71 ranked) | | | | | Harold Landry, Boston College Demarcus Walker, Florida St. | 1.25 1.25 | Harold Landry, Boston College Demarcus Walker, Florida St. | 1.25 1.25 |
| Scoring (198 ranked) | Joey Slye | 32 | 5 | 8.7 | Jeremy McNichols, Boise St. | 13.5 | Lamar Jackson, Louisville | 10.5 |
| Solo Tackles (46 ranked) | | | | | Nate Holley, Kent St. | 8.9 | Quin Blanding, Virginia | 5.8 |
| Tackles For Loss (31 ranked) | Woody Baron Tremaine Edmunds | 23 26 | 6 7 | 1.3 1.3 | Ejuan Price, Pittsburgh Bradley Chubb, North Carolina St. | 1.8 1.8 | Ejuan Price, Pittsburgh Bradley Chubb, North Carolina St. | 1.8 1.8 |
| Total Interceptions (62 ranked) | Terrell Edmunds Andrew Motuapuaka Greg Stroman | 62 62 62 | 5 5 5 | 3 3 3 | Rasul Douglas, West Virginia Tarvarus McFadden, Florida St. | 8 8 | Tarvarus McFadden, Florida St. | 8 |
| Total Offense (200 ranked) | Jerod Evans | 15 | 4 | 312.9 | Patrick Mahomes, Texas Tech | 442.7 | Lamar Jackson, Louisville | 410.7 |
| Total Points Scored (134 ranked) | Joey Slye | 24 | 4 | 113 | Jeremy McNichols, Boise St. | 162 | Lamar Jackson, Louisville | 126 |
| Total Tackles (148 ranked) | Andrew Motuapuaka Tremaine Edmunds | 77 114 | 13 15 | 8.2 7.6 | Rodney Butler, New Mexico St. | 13.8 | Micah Kiser, Virginia | 11.2 |
| Total Touchdowns (128 ranked) | Jerod Evans Travon McMillian | 93 128 | 9 14 | 10 9 | Jeremy McNichols, Boise St. | 27 | Lamar Jackson, Louisville | 21 |
| Yards per Pass Attempt (111 ranked) | Jerod Evans | 17 | 3 | 8.51 | Baker Mayfield, Oklahoma | 11.12 | Nate Peterman, Pittsburgh | 9.03 |
| Yards per Reception (200 ranked) | Bucky Hodges Isaiah Ford | 122 145 | 17 18 | 14.88 14.22 | Jalen Robinette, Air Force | 25.30 | Jester Weah, Pittsburgh | 23.38 |

BELK BOWL VS. ARKANSAS MEDIA SCHEDULE

Events in Charlotte, N.C. (As of 12/4/16)

Saturday December 24

Virginia Tech arrives - TBD

Monday, December 26

Teams' Outing to Charlotte Motor Speedway

Virginia Tech arrives at 10:15 a.m.

Arkansas arrives at 11:15 a.m.

A highly unique and exciting experience for the teams. All participants will be given a three-lap ride-along with a driver from the Richard Petty Driving Experience. In addition, a look at the facilities, interactive displays and tire-changing competitions will be held between the schools, and the head coaches will be presented with a special souvenir. Truly a great photo opportunity for the media.

Tuesday, December 27

Teams visit to Second Harvest Food Bank

Virginia Tech: 10:30 - 11:30 a.m.

Arkansas: 9:00 - 10:00 a.m.

Select members will spread holiday cheer by handing out food to those in need.

Teams visit to Levine Children's Hospital

Virginia Tech: 10:45 - 11:30 a.m.

Arkansas: 9:45 - 10:30 a.m.

Select members of each team will spread holiday cheer to ill children.

Team Shopping Spree at Belk (SouthPark Mall)

Virginia Tech: 8:00 - 9:00 p.m.

Arkansas: 6:00 - 7:30 p.m.

Team will have the opportunity to pick their own bowl gifts as they will visit the flagship Belk store in SouthPark.

Wednesday, December 28

Media Day at BB&T Ballpark presented by Fuel Pizza - 10:00 - 11:30 a.m.

The official media function and last interview opportunities with head coaches and players prior to the game.

Belk Bowl Fan Central (EpiCentre) - 7:00 - 11:00 p.m.

The official fan party of the Belk Bowl, EpiCentre will be THE place to be the night before the game. In addition to the restaurants, bars, and other attractions, the main courtyard will host cheerleaders, marching bands, and mascots to get fans ready for the big game.

Thursday, December 29

Belk Bowl FanFest - 11:00 a.m. - 4:15 p.m.

A fan favorite, the Belk Bowl FanFest offers the perfect combination of family fun, great food and entertainment with live musical acts, interactive games, face painting, official bowl and school merchandise sales. Cheerleaders and pep bands are sure to stir school spirit.

Tim McGraw will headline the event at 2:00 p.m. at BB&T Ballpark.

Belk Bowl - 5:30 p.m. Kickoff

WHO TO CONTACT

STRATEGIC COMMUNICATIONS OFFICE

21 Beamer Way
Room 460, Jamerson Athletic Center
Blacksburg, Va. 24061
Office: (540) 231-6726 • Fax: (540) 231-6984

Virginia Tech Football Contacts

Requests for Coaches, Players
Associate AD, Strategic Communications
Pete Moris
540.231.9965 | morisvt@vt.edu

Requests for Credentials
Associate Dir., Strategic Communications
Marc Mullen
540.231.1894 | marcm@vt.edu

Assistant Dir., Strategic Communications
Peter Long
540.231.3387 | lpeter@vt.edu

Requests for Photographs
Director, Photography and Design
Dave Knachel
540.231.1838 | dknachel@vt.edu

Requests for Virginia Tech Radio
Assistant Director of Broadcast Services
Andrew Allegretta
540.961.7604 ext. 5
| andrew.allegretta@img.com

VIRGINIA TECH FOOTBALL ON SOCIAL MEDIA



FACEBOOK
facebook.com/hokiesports



TWITTER
@VT_Football



INSTAGRAM
vthokiefootball



SNAPCHAT
HokieSports

JUST VIRGINIA TECH, PLEASE

While the full name of the school is Virginia Polytechnic Institute and State University, the school is commonly referred to as "Virginia Tech." Founded in 1872, as Virginia Agricultural and Mechanical College, the university changed its name to Virginia Polytechnic Institute in 1896.

Fans of the athletic department, as well as media covering the Hokies, shortened the name to VPI, but it eventually became Virginia Tech. The "State University" was added in 1970 to bring the official title to what it is today. Those covering Hokie athletics are asked to refer to the university as simply "Virginia Tech."

Virginia Tech University, VPI and SU, VPI&SU, VT or VA Tech are not recognized names and should not be used.