

VIRGINIA TECH

2016 FOOTBALL



AMERICA'S LONGEST ACTIVE BOWL STREAK - 24 STRAIGHT | 11 CONFERENCE TITLES - 4 ACC TITLES | HOME OF THE #LPD - 774.0 SACKS & 354 INTS LEAD FBS SINCE 1996 | 100% GRADUATION RATE OF SENIORS SINCE 2012

(8-3, 5-2 ACC)
VIRGINIA TECH HOKIES



(2-9, 1-6 ACC)
VIRGINIA CAVALIERS

CAN HOKIES WIN #13 STRAIGHT VS. UVA?

- The Hokies host Virginia at Lane Stadium (11/26) with an ACC Coastal Division title and a trip to the ACC Championship Game on the line.
- Virginia Tech seeks to extend its winning streak over UVA to 13 straight games, the longest active victory string among in-state FBS rivals.
- The Hokies are 16-1 in their last 17 games vs. Virginia. The next-closest teams in terms of in-state dominance over an in-state rival over that span are Oklahoma (13-4 vs. Oklahoma State) & USC (13-4 vs. USC).
- UVA hasn't won at Lane Stadium since a 36-32 victory (11/28/98) with its most recent victory in the series coming by a 35-21 count in Charlottesville (11/29/03).
- VT has won seven of its last nine contests and is coming off a 34-31 win after trailing 17-0 at Notre Dame (11/19). It was VT's biggest comeback since bouncing back from a 20-0 margin for a 41-20 win vs. Duke (10/13/12).
- UVA is seeking to snap a six-game losing streak after suffering a 31-17 loss at Georgia Tech (11/19).
- Saturday will mark the second meeting between Justin Fuente & Bronco Mendenhall and their first as ACC head coaches. Fuente's Memphis squad registered a thrilling 55-48 double-OT win over Mendenhall's BYU squad in the 2014 Miami Beach Bowl.

MORE ON THE COMMONWEALTH CUP CLASH

- The Hokies are 6-2 in ACC play dating back to last season's 23-20 win at UVA (11/28/15). That game marked the final regular season game of Frank Beamer's legendary career. The hiring of Fuente was announced the following day by the Hokies.
 - VT is bowl eligible for the 24th consecutive season, the longest active streak recognized by the NCAA.
 - VT is 4-1 and UVA is 1-4 against common ACC foes.
- | Team | VT Result | UVA Result |
|-------|-----------|------------|
| Duke | W 24-21 | W 34-20 |
| Pitt | W 39-36 | L 45-31 |
| UNC | W 34-3 | L 35-14 |
| Miami | W 37-16 | L 34-14 |
| GT | L 30-20 | L 31-17 |
- Dating back to a 17-14 UVA loss at VT (11/24/12), the Cavs have lost 15 of their last 16 ACC road games.
 - The Hokies are 39-3 (.929) in ACC play when scoring 30+ points, including an 4-0 mark in 2016.
 - UVA has lost 19 straight ACC road games when permitting 30 points or more dating back to 2003.
 - The Hokies are 28-4 (.875) all-time in ACC home games when holding foes to 17 points or less.
 - UVA has lost 19 consecutive games when being held to 17 points or less dating back to a 27-7 loss vs. TCU (9/22/12), a contest that was the first as offensive coordinator for Fuente with the Horned Frogs.

HOKIES SEEK SIXTH ACC COASTAL CROWN

- Since the Hokies joined the ACC in 2004, no team has claimed more ACC Championships (4) or ACC Coastal Division titles (5) than Virginia Tech, which can earn a sixth Coastal crown with a win over UVA.
- Dating back to 2004, Virginia Tech (4) and Florida State (4) are tied for the most ACC titles, while no team can top Tech's 74 victories in ACC play.

ACC LEADERS - CONFERENCE WINS, 2004-PRESENT

Record	Win %	Team	ACC Titles	Div. Titles
74-29	.718	VT	4	5
73-31	.702	Clemson	2	4
72-32	.692	FSU	4	5

RECORD-BREAKING PACE FOR QB JEROD EVANS

- QB Jerod Evans is also on pace to break or challenge several VT single-season records. Here's a look . . .

Stat	11 Gms	13 Gms	Record	Entering 2016
Pass TDs	24	28	24	Tyrod Taylor in 2010
Total TDs	31	36	30	Logan Thomas in 2014
Comp %	64.2	64.2	63.7	Bryan Randall in 2002
Pass YPG	253.3	253.3	294.8	Don Strock in 1972
Pass Yds	2,786	3,292	3,243	Don Strock in 1972
YPG Off	314.6	314.6	288.2	Don Strock in 1972
Total Off	3,461	4,090	3,500	Logan Thomas in 2012
Rating	156.9	156.9	154.8	Tyrod Taylor in 2010
TD/INT	4.8	4.8	4.8	Tyrod Taylor in 2010

VT RECORD BOOK - TD PASSES, SEASON

TDs	Player	Year	Rate	YPG
24	Jerod Evans	2016	156.9	253.3
24	Tyrod Taylor	2010	154.8	195.9
22	Maurice Deshazo	1993	157.5	189.1

VT RECORD BOOK - TOTAL OFFENSE, SEASON

Yds	Player	Year	Rush	Pass
3,500	QB Logan Thomas	2012	524	2,976
3,482	QB Logan Thomas	2011	469	3,013
3,461	QB Jerod Evans	2016	675	2,786

- Evans is 40 yards shy of breaking VT's single-season record for total offense and is 458 yards away from the most passing yards in a season for the Hokies.

FORD CHASING HOKIES' TRIPLE CROWN

- Ford is 131 yards away from breaking Jarrett Boykin's school record of 2,884 receiving yards which would make him the only player in ACC history to hold sole possession of his school's career records for catches, receiving yards and TD catches.
- VT's 25 TD passes in 2016 are the most in school history.
- Ford, Cam Phillips & Bucky Hodges have combined for 155 receptions, 2,099 yards and 16 TDs.

VT RECORD BOOK - CAREER RECEIVING

No.	Player	Yards	Rank	TDs	Rank
196	Isaiah Ford	2,754	2nd	24	1st
184	Jarrett Boykin	2,884	1st	18	4th
165	Danny Coale	2,658	3rd	8	--
141	Cam Phillips	1,769	11th	8	--
126	Ernest Wilford	2,052	5th	11	T11th
123	Bucky Hodges	1,585	13th	19	3rd

MORE DATA ON HOKIES' DOMINANCE OF UVA

- Virginia Tech owns a 12-0 mark vs. UVA in ACC play. Here's a look at the tale of the tape dating back to 2004.

Stat	Tech	UVA	VT Advantage
Points	340	139	+16.8 28.3-11.6 ppg
Turnovers	14	23	+ 9 takeaways
Total Off.	387.8	269.3	+118.6 ypg
TD/INT	16/8	5/13	+11 TDs -5 INTs
Fum Lost	6	10	-4
Rushing	185.8	110.9	+74.9 ypg
Rush TDs	23	9	+14
Sacks By	35.0	28.0	+7.0
3rd Down	41.0	30.4	+11.4%

- The Hokies have never thrown more than one INT during their 12-game winning streak vs. Virginia. UVA has thrown two or more INTs in 10 of those 12 contests.
- VT has held UVA to 21 points or fewer in all 16 of the Hokies' victories in the series dating back to 1999. Over that timeframe, VT is 87-7 (.926) at home when holding foes to 21 points or less.
- UVA has been held to 20 points or less in six of its nine losses in 2016.
- Virginia Tech has outscored its foes by a 38.4-17.1 ppg margin in its eight wins in 2016.
- Virginia Tech is +6 (14 takes/8 gives) in its seven wins and -9 (2 takes/11 gives) in its three losses.
- UVA is +5 (7 takes/2 gives) in its two wins and are -10 (18 gives/8 takes - up) in its nine losses in 2016.
- VT is 5-0 this season when it doesn't throw an INT and is 23-8 (.742) all-time in ACC home games without an INT.
- The Hokies have allowed an ACC-low 11 Red Zone TDs.
- LB Andrew Motuapuaka leads VT and is tied for sixth in the ACC with a career-high 96 tackles (44 solo).
- VT's last three victories in 2016 have all come by three points.
- The Hokies are seeking a nine-win season for the first time since going 11-3 in 2011 when VT last won an ACC Coastal title.

DISRUPTIVE #LPD, SLYE & MORE NUGGETS

- Among P5 defenses, only Michigan (21.1%) & Wisconsin (27.1%) have lower third-down conversion rates than VT (27.6%) and only Michigan, Ohio St., Alabama & LSU have allowed fewer first downs per play in P5 games.
- VT is tied for seventh among FBS squads with 89.0 TFLs.
- DT Woody Baron is third in the ACC and is tied for fifth in the P5 with 17.0 TFL, while LB Tremaine Edmunds (15.5) is tied for sixth in the ACC.
- K Joey Slye (62) is seven made FGs shy of breaking the VT career record of 68 set by longtime NFL K Shayne Graham. His 19 made FGs on the season are tied for sixth in the P5.
- Slye is fifth in VT history with 301 points and could bypass K Carter Warley (307) and K Brandon Pace (310) this week. His 98 points lead all ACC kickers and are fourth among all players.

MOST ACC CHAMPIONSHIPS SINCE 2004

VIRGINIA TECH 4

4



FLORIDA STATE 4

4

CLEMSON 2



WAKE 1



2004



VIRGINIA TECH FOOTBALL CONFERENCE CHAMPIONSHIPS

Year	Record	Conference	Coach
1909	6-1	South Atlantic	Branch Bocock
1916	7-2	South Atlantic	Jack Ingersoll
1918	7-0	South Atlantic	Charles Bernier
1963	8-2	Southern	Jerry Claiborne
1995	10-2	Big East	Frank Beamer
1996	10-2	Big East	Frank Beamer
1999	11-1	Big East	Frank Beamer
2004	10-3	ACC	Frank Beamer
2007	11-3	ACC	Frank Beamer
2008	10-4	ACC	Frank Beamer
2010	11-3	ACC	Frank Beamer



2007 ACC CHAMPIONSHIP GAME

VIRGINIA TECH - 30
BOSTON COLLEGE - 16

2008 ACC CHAMPIONSHIP GAME

VIRGINIA TECH - 30
BOSTON COLLEGE - 12



2010 ACC CHAMPIONSHIP GAME

VIRGINIA TECH - 44
FLORIDA STATE - 33



#24 STRAIGHT AMERICA'S LONGEST BOWL STREAK

As recognized by the NCAA



TOP 5 ALL-TIME LONGEST BOWL STREAKS

School	Seasons	Started	Ended
1. Nebraska	35	1969	2003
2. Michigan	33	1975	2007
3. Alabama	25	1959	1983
4. Virginia Tech	24 [^]	1993	present
Florida State	24 [*]	1982	2005

[^] - Eligible for a 24th this season

^{*} - Streak snapped due to bowl appearance vacated by NCAA

2015 INDEPENDENCE BOWL



BROADCAST INFORMATION

Kickoff..... Noon

Television..... ESPN2
play-by-play Jason Benetti
analyst..... Kelly Stouffer
sideline Paul Carcaterra

National Radio - SiriusXM Channels
Sirius..... Channel 108
XM Channel 193
Internet (Tech) Channel 955

Local Radio Virginia Tech IMG Sports
play-by-play Jon Laaser
analyst..... Mike Burnop
sideline Andrew Allegretta
local station..... 105.3 FM

Digital..... Hokies Xtra & TuneIn
 (VTfeed; free on downloaded apps)

ACC STANDINGS

through Nov. 20

COASTAL	Conf.	Overall
Virginia Tech	5-2	8-3
North Carolina	5-2	8-3
Miami	4-3	7-4
Pittsburgh	4-3	7-4
Georgia Tech	4-4	7-4
Duke	1-6	4-7
Virginia	1-6	2-9

ATLANTIC	Conf.	Overall
#Clemson	7-1	10-1
Louisville	7-1	9-2
Florida State	5-3	8-3
Wake Forest	3-4	6-5
NC State	2-5	5-6
Syracuse	2-5	4-7
Boston College	1-6	5-6

- clinched berth in 2016 ACC Championship Game

ACC SCHEDULE

Week 13

Friday, Nov. 25

NC State (5-6, 2-5) at North Carolina (8-3, 5-2)

Saturday, Nov. 26

Duke (4-7, 1-6) at Miami (7-4, 4-3)

Florida (8-2) at Florida State (8-3)

Kentucky (6-5) at Louisville (9-2)

South Carolina (6-5) at Clemson (10-1)

Virginia (2-9, 1-6) at Virginia Tech (8-3, 5-2)

Georgia Tech (7-4) at Georgia (7-4)

Syracuse (4-7, 2-5) at Pittsburgh (7-4, 4-3)

B. College (5-6, 1-6) at Wake Forest (6-5, 3-4)

Non-conference Opponents

Liberty (6-5) - season complete

Tennessee (8-3) at Vanderbilt (5-6)

East Carolina (3-8) at Temple (8-3)

Notre Dame (4-7) at USC (8-3)

TODAY'S COACHING MATCHUP

Virginia Tech.....	School	Virginia
Justin Fuente.....	Coach	Bronco Mendenhall
Murray State (1999).....	Alma Mater	Oregon State (1988)
8-3 (First Season).....	Record at School	2-9 (First Season)
34-26 (Fifth Season).....	Overall Record	101-52 (12th Season)
0-0.....	Record vs. Opponent	0-0
1-0.....	Record vs. Coach	0-1

TECH VS. VIRGINIA

See page 11 for last meeting recap

Games Played - in this series: 97 **Series Started:** 1895
Overall Record: 55-37-5 **Home:** 22-9-1 **Away:** 22-17-3
Last 18 meetings: 16-2 (below) **Neutral:** 11-11-1 ***ACC:** 12-0

Date	Ranked VT/Opp	Location	Score
Sat., Nov 28, 2015	- / -	Charlottesville, Va. *	W, 23-20
Fri., Nov 28, 2014	- / -	Blacksburg, Va. *	W, 24-20
Sat., Nov 30, 2013	- / -	Charlottesville, Va. *	W, 16-6
Sat., Nov 24, 2012	- / -	Blacksburg, Va. *	W, 17-14
Sat., Nov 26, 2011	6 / 24	Charlottesville, Va. *	W, 38-0
Sat., Nov 27, 2010	13 / -	Blacksburg, Va. *	W, 37-7
Sat., Nov 28, 2009	14 / -	Charlottesville, Va. *	W, 42-13
Sat., Nov 29, 2008	- / -	Blacksburg, Va. *	W, 17-14
Sat., Nov 24, 2007	8 / 16	Charlottesville, Va. *	W, 33-21
Sat., Nov 25, 2006	17 / -	Blacksburg, Va. *	W, 17-0
Sat., Nov 19, 2005	7 / -	Charlottesville, Va. *	W, 52-14
Sat., Nov 27, 2004	11 / 16	Blacksburg, Va. *	W, 24-10
Sat., Nov 29, 2003	21 / -	Charlottesville, Va.	L, 21-35
Sat., Nov 30, 2002	22 / -	Blacksburg, Va.	W, 21-9
Sat., Nov 17, 2001	18 / -	Charlottesville, Va.	W, 31-17
Sat., Nov 25, 2000	6 / -	Blacksburg, Va.	W, 42-21
Sat., Oct 2, 1999	8 / 24	Charlottesville, Va.	W, 31-7
Sat., Nov 28, 1998	20 / 16	Blacksburg, Va.	L, 32-36

	Tech	Opponent
Total Points (Average)	1,620 (17)	1,497 (15)
Most Points Scored	52 (2005)	45 (1950)
Fewest Points Scored	0 (1991)	0 (2011)
Shutouts By	16 (2011)	19 (1991)

TODAY IN TECH FOOTBALL HISTORY

Games Played - on this date, Nov. 26: 14

Overall Record: 11-3 **Home:** 3-0 **Away:** 1-0
Neutral: 7-3 ***ACC:** 2-0

Date	Tech Rank	Opponent	Score
Saturday, 2011	6	at Virginia	W, 38-0
Saturday, 2005	5	North Carolina	W, 30-3
Friday, 1999	2	#22 Boston College	W, 38-14
Saturday, 1977	-	VMI	W, 27-7
Thursday, 1964	-	vs. VMI	W, 35-13
Thursday, 1959	-	vs. VMI	L, 12-37
Thursday, 1953	-	vs. VMI	L, 13-28
Thursday, 1942	-	vs. VMI	W, 20-6
Thursday, 1936	-	vs. VMI	W, 6-0
Thursday, 1931	-	vs. VMI	W, 13-6
Thursday, 1925	-	vs. VMI	W, 7-0
Thursday, 1914	-	vs. VMI	W, 3-0
Thursday, 1908	-	vs. NC State	L, 5-6
Thursday, 1896	-	vs. VMI	W, 24-0

	Tech	Opponent
Total Points (Average)	271 (19)	120 (9)
Most Points Scored	38 (2011)	37 (1959)
Fewest Points Scored	3 (1914)	0 (2011)
Shutouts By	5 (2011)	-

JUSTIN FUENTE

@CoachFuente

HEAD COACH



THE FUENTE FILE

Coaching Exp.: ... 16th season, 1st at Tech
Head Coach: 5th season, 1st at Tech
Record at Memphis: 26-23
Record at Tech: 8-3
Overall Record: 34-26
Hometown: Tulsa, Oklahoma
High School: Union (1995)
College: Murray State (1999)
Playing Exp: Oklahoma (1995-96)
Murray State (1997-98)
Family: Wife – Jenny
Daughters – Cecilia, Caroline, Charlotte

COACHING HISTORY

Year	School	Position
2016	Virginia Tech	Head Coach
2012-15	Memphis	Head Coach
2009-11	TCU	Co-Offensive Coordinator/QBs
2007-08	TCU	Running Backs
2004-06	Illinois State	Offensive Coordinator/QBs
2001-03	Illinois State	Quarterbacks

BOWL GAMES/PLAYOFF COACHED (8 GAMES)

2015	Birmingham*	Memphis
2014	Miami Beach	Memphis
2011	Poinsettia	TCU
2010	Rose	TCU
2009	Fiesta	TCU
2008	Poinsettia	TCU
2007	Texas	TCU
2006	FCS Playoffs	Illinois St.

**Joined VT prior to bowl game*

THE MEMPHIS TURNAROUND

- Compiled a 19-6 record in his final two seasons at Memphis, guiding the Tigers to back-to-back bowl berths after inheriting a program that went 5-31 in three years before his arrival.
- Unanimous selection as 2014 American Athletic Conference Coach of the Year when he led Memphis to its first conference title since 1971.
- Guided Memphis to a 15-game winning streak that included a 37-24 win over No. 13 Ole Miss (10/17/15).
- The Tigers concluded a 10-3 season in 2014 with a 55-48 double-OT triumph over BYU in the Miami Beach Bowl, the first 10-win season for the Tigers since 1938.

PLAYING HIGHLIGHTS

- Was recruited to the University of Oklahoma by Howard Schnellenberger and played two seasons for the Sooners.
- Saw duty in 20 games at OU and led the Sooners to a 30-27 upset in win overtime against No. 25 Texas in the Red River Shootout (10/12/96) in the inaugural Big 12 contest between the two longtime rivals. Also set an OU freshman record with 11 TD passes that season.
- Transferred to Murray State, the same school that Frank Beamer coached prior accepting the Virginia Tech job in 1987.
- Set 11 schools records during his two-year career at Murray State, completing 458 of 794 passes (57.7%) for 6,372 yards with 50 touchdowns and 20 interceptions, good for a 140.8 rating. Also scored two rushing TDs and had a 15-yard reception.
- Posted a career-high 553 yards at Southern Illinois (9/11/99) and threw for 470 yards and five TDs in his final game against Kentucky Wesleyan (11/20/99), leading the Racers to a 53-0 victory.
- Named the 1999 Ohio Valley Conference Offensive Player of the Year and was a finalist for the Walter Payton Award.
- Played professionally for the Arena Football League's Oklahoma Wranglers before embarking on his coaching career.

PROMINENT QB PUPILS

Paxton Lynch (Memphis)

D1-2016 (26th overall) – Denver

Completed 555 of 856 (64.8%) of his passes for 6,807 yards with 50 TDs and 13 INTs in 2014-15.

Andy Dalton (TCU)

D2-2011 (35th overall) – Cincinnati

Two-time Pro Bowler completed 63.8 percent (408 of 639) of his passes for 5,613 yards with 50 TDs and 14 INTs at TCU (2009-10). In 77 career NFL regular season starts, entering 2016, has thrown for 18,008 yards with 124 TDs and 73 INTs, leading the Bengals to five straight playoff berths.

Casey Pachall (TCU)

Completed 66.5 percent of his throws (228 of 343) with 25 TDs and seven INTs in 2011.



- Memphis posted a 9-3 regular season mark in 2015, capped by a 63-0 win vs. SMU in Fuente's finale as the Tigers' head coach.
- Fuente's final game as Memphis head coach was a 63-0 win vs. SMU (11/28/15). QB Paxton Lynch tied an FBS record with seven touchdown passes in the first half of that game. Lynch threw for a school-record 28 TD passes on the 2015 season.
- Memphis outscored its opponents by an average margin of 20.7 points per game during a run of 15 consecutive wins from 2014-15, scoring 652 points (43.5 ppg), while allowing only 341 (22.7 ppg).
- Memphis scored 471 points in 2014,

shattering the old school record of 430 points set in 2004, while allowing a mere 19.5 points per game, a figure that ranked 11th among FBS squads.

- The Tigers went +11 (31 takeaways/20 giveaways) in the turnover column in 2014, finishing the campaign ranked in both the AP Top 25 and in the USA Today/Amway Coaches Polls, a first in school history.

- Fuente's squad led Conference USA in total defense in league games in 2012, giving up just 331.6 ypg.

- The Tigers also excelled on special teams under Fuente as Tom Hornsey won the 2013 Ray Guy Award as the nation's top collegiate punter.

YOUNGEST POWER FIVE COACHES

▪ Tech head coach Justin Fuente is the currently the youngest coach in the ACC by four years over NC State's Dave Doeren and the youngest by 10 years in the Coastal (UVa's Bronco Mendenhall).

▪ Below is where he stacks up among Power 5 coaches.

	Coach	School	Age
1.	Matt Campbell	Iowa State	36
2.	Kliff Kingsbury	Texas Tech	37
3.	D.J. Durkin	Maryland	38
4.	Barry Odom	Missouri	39
5.	Justin Fuente	Virginia Tech	40

IN A VERY RARE CLASS

▪ Coach Fuente is now currently tied for the third-most wins as a first-year head coach at Virginia Tech with four other men (see chart below) and is just two shy of the top spot.

▪ His seven victories this year are better than the previous seven coaches, whose highest win total in their first years at the school was four.

	Head Coach	Season	Win Total
1.	C.P. Miles	1905	9
2.	Justin Fuente	2016	8
	Henry B. Redd	1932	
3.	H.M. McEver*	1942	7
	B.C. Cubbage	1921	
	Jack Ingersoll	1916	
	C.R. Williams	1907	

FUENTE VS. SCHOOLS

Opponent	Virginia Tech		Memphis		Overall	
	W-L	PCT	W-L	PCT	W-L	PCT
Arkansas State	---	---	1-1	.500	1-1	.500
Austin Peay	---	---	1-0	1.000	1-0	1.000
Boston College	1-0	1.000	---	---	1-0	1.000
Bowling Green	---	---	1-0	1.000	1-0	1.000
BYU	---	---	1-0	1.000	1-0	1.000
Cincinnati	---	---	2-1	.667	2-1	.667
Connecticut	---	---	1-1	.500	1-1	.500
Duke	1-0	1.000	0-2	.000	1-2	.333
East Carolina	1-0	1.000	0-1	.000	1-1	.500
Georgia Tech	0-1	.000	---	---	0-1	.000
Houston	---	---	0-3	.000	0-3	.000
Kansas	---	---	1-0	1.000	1-0	1.000
Liberty	1-0	1.000	---	---	1-0	1.000
Louisville	---	---	0-1	.000	0-1	.000
Marshall	---	---	0-1	.000	0-1	.000
Miami (Fla.)	1-0	1.000	---	---	1-0	1.000
Middle Tennessee	---	---	1-2	.333	1-2	.333
Missouri State	---	---	1-0	1.000	1-0	1.000
Navy	---	---	0-1	.000	0-1	.000
North Carolina	1-0	1.000	---	---	1-0	1.000
Notre Dame	1-0	1.000	---	---	1-0	1.000
Ole Miss	---	---	1-1	.500	1-1	.500
Pitt	1-0	1.000	---	---	1-0	1.000
Rice	---	---	1-0	1.000	1-0	1.000
SMU	---	---	2-2	.500	2-2	.500
Southern Miss	---	---	1-0	1.000	1-0	1.000
Syracuse	0-1	.000	---	---	0-1	.000
Temple	---	---	1-2	.333	1-2	.333
Tennessee	0-1	.000	---	---	0-1	.000
Tennessee Martin	---	---	1-1	.500	1-1	.500
Tulane	---	---	3-0	1.000	3-0	1.000
Tulsa	---	---	2-0	1.000	2-0	1.000
UAB	---	---	1-0	1.000	1-0	1.000
UCF	---	---	0-2	.000	0-2	.000
USF	---	---	3-0	1.000	3-0	1.000
UCLA	---	---	0-1	.000	0-1	.000
Virginia	---	---	---	---	---	---
Totals	8-3	.727	26-23	.531	34-26	.567

FUENTE VS. HEAD COACHES

Head Coach	School (s)	W	L	Pct.
Addazio, Steve	Boston College	1	0	1.000
Babers, Dino	Syracuse/Bowling Green*	1	1	.500
Bailliff, David	Rice*	1	0	1.000
Blankenship, Bill	Tulsa*	1	0	1.000
Beaty, Dave	Kansas*	1	0	1.000
Cannon, Kirby	Austin Peay*	1	0	1.000
Cutcliffe, David	Duke*	1	2	.333
Diaco, Bob	Connecticut*	1	0	1.000
Fedora, Larry	North Carolina	1	0	1.000
Freeze, Hugh	Ole Miss*	1	1	.500
Gil, Turner	Liberty	1	0	1.000
Harsin, Bryan	Arkansas State*	1	0	1.000
Herman, Tom	Houston*	0	1	.000
Holliday, John	Marshall*	0	1	.000
Johnson, Curtis	Tulane*	3	0	1.000
Johnson, Ellis	Southern Miss*	1	0	1.000
Johnson, Paul	Georgia Tech	0	1	.000
Jones, Butch	Tennessee	0	1	.000
Jones, June	SMU*	1	2	.333
Kelly, Brian	Notre Dame	1	0	1.000
Levine, Tony	Houston*	0	2	.000
Malzahn, Gus	Arkansas State*	0	1	.000
McGee, Garrick	UAB*	1	0	1.000
McNeill, Ruffin	East Carolina*	0	1	.000
Mendenhall, Bronco	Virginia/BYU*	1	0	1.000
Montgomery, Philip	Tulsa*	1	0	1.000
Montgomery, Scottie	East Carolina	1	0	1.000
Mora, Him	UCLA*	0	1	.000
Morris, Chad	SMU*	1	0	1.000
Narduzzi, Pat	Pitt	1	0	1.000
Niumatalolo, Ken	Navy*	0	1	.000
O'Leary, George	UCF*	0	2	.000
Petrino, Bobby	Louisville*	0	1	.000
Richt, Mark	Miami	1	0	1.000
Rhule, Matt	Temple*	1	2	.333
Simpson, Jason	Tenn. Martin*	1	1	.500
Steckel, Dave	Missouri State*	1	0	1.000
Stockstill, Rick	Middle Tenn.*	1	2	.333
Taggart, Willie	USF*	3	0	1.000
Tuberville, Tommy	Cincinnati*	2	1	.667
Weist, T.J.	Connecticut*	0	1	.000
At Memphis* - Four seasons (2012-15)		26	23	.531
At Tech - First season (2016-pres.)		8	3	.727
Overall - Five seasons (2012-pres.)		34	26	.567

FUENTE IN THE STATE OF

Opponent	Virginia Tech		Memphis		Overall	
	W-L	PCT	W-L	PCT	W-L	PCT
Alabama	---	---	1-0	1.000	1-0	1.000
Arkansas	---	---	0-1	.000	0-1	.000
California	---	---	0-1	.000	0-1	.000
Connecticut	---	---	0-1	.000	0-1	.000
Florida	---	---	3-0	1.000	3-0	1.000
Indiana	1-0	1.000	---	---	1-0	1.000
Kansas	---	---	1-0	1.000	1-0	1.000
Kentucky	---	---	0-1	.000	0-1	.000
Louisiana	---	---	1-0	1.000	1-0	1.000
Mississippi	---	---	0-1	.000	0-1	.000
New York	0-1	.000	---	---	0-1	.000
North Carolina	2-0	1.000	0-2	.000	2-2	.500
Ohio	---	---	2-0	1.000	2-0	1.000
Oklahoma	---	---	1-0	1.000	1-0	1.000
Pennsylvania	1-0	1.000	1-1	.500	2-1	.667
Tennessee	0-1	.500	15-11	.577	15-12	.556
Texas	---	---	1-3	.250	1-3	.250
Virginia	4-1	.800	---	---	4-1	.800
West Virginia	---	---	0-1	.000	0-1	.000
Totals	8-3	.727	26-23	.531	34-26	.567

CAREER/ACTIVE STARTS CHART

	2016	Streak	Career
Carroll, C.	1	1	1
Chung, K.	2	-	3
Conte, A.	11	24	34
Evans, J.	11	11	11
Ford, I.	11	15	34
Gallo, E.	9	8	22
Hodges, B.	11	26	34
McLaughlin, J.	11	24	46
McMillian, T.	7	-	14
Motley, B.	-	-	6
Nijman, Y.	11	11	11
Peoples, S.	5	-	5
Pettit, C.	2	-	2
Phillips, C.	11	11	30
Rogers, S.	9	4	22
Teller, W.	9	9	27
Williams, M.	-	-	8

STARTED EVERY GAME IN 2016

Seven Hokies: Conte, Evans, Ford, Hodges, McLaughlin, Nijman, and Phillips.

LONGEST ACTIVE STREAKS

Hodges	26
Conte	24
McLaughlin	24

TIGHT END CHARTS

Top four tight ends in school history

	Rec.	TDs	Yards
Bucky Hodges (2013-)	123	19	1,585
Mike Burnop (1970-72)	90	5	1,141
Steve Johnson (1984-87)	84	8	1,058
Ken Barefoot (1965-67)	68	8	752

ACC Career TD Receptions list

Name, School	Years	TDs
1. Heath Miller, UVA	2002-04	20
2. Bucky Hodges, VT	2013-	19
3. Nick O'Leary, FSU	2011-14	17
4. Jordan Leggett, CU	2013-	15
5. Three tied at		12

THE OFFENSE

Hokies' offensive production: 450+ yards six times including 500+ twice

- In 11 games this season, Tech has turned in at least 450 yards of total offense in six of them including back-to-back games with at least 500 - 523 vs. Miami (10/20/16) and 556 at Pittsburgh (10/27) - and has accumulated 4,856 total yards of offense.
- This year marks just the fourth time in the last 30 years that a Tech offense produced six games with at least 450 total yards in a game - 1993, 1999 and 2000. Each of those teams finished the regular season with those six games with at least 450 total yards.
- That 1993 squad also had the most 500+ total yard games with five during the regular season, while the 1992, 1999 and 2000 teams all ended the regular season with three games with at least 500.
- Currently, Tech is averaging 441.5 yards per game, and only three times a Tech team has average 425.0 ypg or better - 1999 (451.8), 1993 (444.1) and 2000 (426.4). Of note, in those three seasons only 11 games counted, so none of them are in the top six for total yards in a season because there was not a league title game back then and bowl game stats didn't count either.

Tech rushes and passes its way to wins over Miami and at Pittsburgh

- The 523 total yards of offense vs. Miami (10/20) included 251 yards on the ground - the ninth-best rushing attack for the Hokies in an ACC game. The last time they had more than 250 on the ground vs. an ACC team was 269 against Duke (10/13/12).
- The offense also had 272 passing yards, marking the 49th time in the last 30 years, and the third time this season, the team has had at least 200 yards of both rushing and passing. The Hokies are 44-5 in such games and have won 26 straight.
- Tech improved to 51-8 since joining the ACC when rushing for 150 or more yards with their 150 at Pittsburgh (10/27), to go along with 406 passing yards for a total of 556 yards.
- It was only the second time in the last 30 seasons that Tech passed for 400 or more yards in a game - 504 in an overtime loss at Syracuse (11/9/02).

Evans turns in one of top Tech QB performances at Pittsburgh

- QB Jerod Evans finished the game at Pittsburgh (10/27) with 406 passing yards and 33 net rushing yards for 439 total yards offense, the most ever for a Tech QB (passing and total yards) in an ACC game and the third best mark ever. The top ACC game prior was Logan Thomas at Boston College (11/2/13), who had 391 passing yards and 429 total yards.
- The top two marks ever for a Hokies' QB were by Don Strock vs. Houston (10/7/72) as he passed for 527 yards and had 516 total yards and Bryan Randall at Syracuse (11/9/02) in a three-overtime contest. Randall had 504 passing yards and 495 total yards.

Tech used its running game in rain for victory at UNC

- The Hokies rushed for 189 yards in the 34-3 win at UNC (10/8) on 66 rushing attempts. That was the third-most rushing attempts by the team in the past 30 years. The most was 72 at Pittsburgh (9/11/93) followed by 71 at Cincinnati (10/15/88) - which were both victories.
- Ironically, over the past 10 seasons, the most rushing attempts was 57, done twice, in wins at North Carolina (10/4/14) and vs. Virginia (11/24/12).
- Since 1987, the Hokies have had more than 60 rushing attempts just 15 times and are 14-1 in those games, while those 66 rushes helped Tech control the clock. They held the ball for 39:59 in the game, the third best mark over the past 30 seasons - 41:26 vs. Wake Forest (10/16/10) and 41:03 at North Carolina (10/4/14).

Hodges top tight end at Tech, moving up the charts for tight ends in ACC

- TE Bucky Hodges holds most of Tech records for TEs (see chart on left) as he passed Tech Hall of Famer and color analyst for Tech's radio broadcast Mike Burnop for the top spot in receptions and yards this year, while reaching the TD mark early last season.
- For career numbers in the conference, Hodges currently sits in the number two slot for touchdowns (chart left) and has started moving up the top 10 in receptions and yards.

ACC Tight End Career Receptions

Name	School	Years	Recs
1. Heath Miller	Virginia	2002-04	144
2. John Henry Mills	WF	1989-92	142
3. Frank Wycheck	Maryland	1990-92	134
4. George Bryan	NC State	2008-11	126
5. Bucky Hodges	VT	2014-	123
6. Nick O'Leary	FSU	2011-14	114

ACC Tight End Career Receiving Yards

Name	School	Years	Yards
1. Eric Ebron	UNC	2011-13	1,805
2. John Henry Mills	WF	1989-92	1,735
3. Heath Miller	Virginia	2002-04	1,703
4. Ferrell Edmunds	Maryland	1984-87	1,641
5. Nick O'Leary	FSU	2011-14	1,591
6. Bucky Hodges	VT	2014-	1,585

2016 Starters Game By Game

Opponent	QB	RB	RB	WR	WR	TE	LT	LG	C	RG	RT	
Liberty	Evans	Rogers	Peoples	Ford	Phillips	Hodges	Nijman	Pettit	Gallo	Conte	McLaughlin	
Tennessee	Evans	Rogers	McMillian	Ford	Phillips	Hodges	Nijman	Pettit	Chung	Conte	McLaughlin	
B. College	Evans	Rogers	McMillian	Ford	Phillips	Hodges	Nijman	Teller	Chung	Conte	McLaughlin	
E. Carolina	Evans	McMillian	Peoples	Ford	Phillips	Hodges	Nijman	Teller	Gallo	Conte	McLaughlin	
N. Carolina	Evans	Rogers	Peoples	Ford	Phillips	Hodges	Nijman	Teller	Gallo	Conte	McLaughlin	
Syracuse	Evans	Rogers	Peoples	Ford	Phillips	Hodges	Nijman	Teller	Gallo	Conte	McLaughlin	
Miami	Evans	McMillian	Peoples	Ford	Phillips	Hodges	Nijman	Teller	Gallo	Conte	McLaughlin	
Pitt	Evans	Rogers	McMillian	Ford	Phillips	Hodges	Nijman	Teller	Gallo	Conte	McLaughlin	
Duke	Evans	Rogers	McMillian	Ford	Phillips	Hodges	Nijman	Teller	Gallo	Conte	McLaughlin	
G. Tech	Evans	Rogers	McMillian	Ford	Phillips	Hodges	Nijman	Teller	Gallo	Conte	McLaughlin	
Notre Dame	Evans	Rogers	Rogers	Carroll (WR)	Ford	Phillips	Hodges	Nijman	Teller	Gallo	Conte	McLaughlin
Virginia												

Tech Career TD Receptions list

Name	Years	TDs
1. Isaiah Ford	2014-	24
2. Antonio Freeman	1991-94	22
3. Bucky Hodges	2014-	19
4. Jarrett Boykin	2008-11	18
Ricky Scales	1972-74	18
Andre Davis	1998-01	18

Tech Career Receiving yards list

Name	Years	Yards
1. Jarrett Boykin	2008-11	2,884
2. Isaiah Ford	2014-	2,754
3. Danny Coale	2008-11	2,658
....		
7. Andre Davis	1998-01	1,986
8. Marcus Davis	2009-12	1,827
9. Josh Morgan	2004-07	1,817
10. Eddie Royal	2004-07	1,778
11. Cam Phillips	2014-	1,769
12. Bucky Hodges	2014-	1,585
13. Myron Richardson	1986-89	1,541

Tech Career Receptions list

Name	Years	Rec.
1. Isaiah Ford	2014-	196
2. Jarrett Boykin	2008-11	184
3. Danny Coale	2008-11	165
4. Cam Phillips	2014-	141
5. Ernest Wilford	2000-03	126
6. Bucky Hodges	2014-	123
7. Josh Morgan	2004-07	122

▪ The 2016 season marked the first time in school history three players entered the year with more than 1,000 career receiving yards. During the 2007 season a total of four Hokies ended the year with 1,000-plus yards, the only other time Tech had three-or-more 1,000-yard receivers on the same field.

Seven Hokies register their first career reception this season

- Coming into the season, not one other WR on Tech's roster - other than Phillips and Ford - had a reception to his name, or even played in a game.
- WRs C.J. Carroll, Henri Murphy and Devin Wilson each notched their first collegiate catches in the game against Liberty, as did RB Shai McKenzie.
- Since the opener, WRs Jaylen Bradshaw and Divine Deablo, RB Steven Peoples and TE Chris Cunningham have each notched their first career receptions as well.

Carroll sets career-highs in back-to-back games

- In the last two games, C.J. Carroll has posted a career-high in receiving yards in back-to-back games, including a career-high five catches for 65 yards vs. Georgia Tech (11/12) and a career-high 80 yards on three catches at Notre Dame (11/19).
- Carroll's effort at Notre Dame included a career-high for him and the team 62-yard catch and run that came up six yards shy of his first collegiate touchdown.
- If we would have hit paydirt, he would have been the first Hokie WR not named Ford or Phillips to score a TD since Willie Byrn vs. Maryland (11/16/13).

Cunningham a Red Zone weapon

- TE Chris Cunningham has caught just five passes this season for a total of 43 yards.
- However, three of those receptions have gone for TDs, with his longest TD reception going for 11 yards. His season long is a 13-yard catch vs. ECU (9/24).

Hokies tied school record for most consecutive quarters scoring in ACC game

- Before being held to no points in the third quarter at Duke (11/5), Tech had scored in a school record-tying 12 straight ACC quarters (single season, non-OT) which during the third quarter at Syracuse (10/15) through the second quarter against the Blue Devils.
- The record was first set at 12 straight during the 2005 season when the Hokies scored in every quarter from the first quarter at NC State (9/4) to the fourth quarter vs. Georgia Tech (9/24).

Offensive line brought back quartet with experience

- Not since the Hokies returned 93 starts on the offensive line for the start of the 2011 season has Tech seen so much experience coming back up front.
- Led by RT Jonathan McLaughlin, who had 35 career starts entering the season, the Hokies returned 90 career starts, just one of 19 teams in the NCAA with that many. Only North Carolina (131) had more career starts on the OL than the Hokies among ACC teams.
- McLaughlin started in every game he played, while offensive lineman Augie Conte returned with 23 career starts. Linemen Wyatt Teller (18), Eric Gallo (13) and Kyle Chung (1) also owned starts.
- In 2011, Blake DeChristopher (37), Jaymes Brooks (28), Greg Nosal (14) and Andrew Lanier (14), along with Andrew Miller, helped the Hokies to register 186.9 yards rushing per game, 226.1 yards passing per game and allowed just 17 sacks during an 11-3 season.
- October 12, the Foundation for Teamwork announced its midseason Joe Moore Award Honor Roll, which identifies notable performances by offensive line units in games played through October 8 and the Hokies' line was one of 17 recognized.

Ford sets season records, school records, and now school career records

- In his first two seasons, WR Isaiah Ford became the fastest player at Tech to reach 10 career TD receptions (19 games), fastest player to 1,000 career receiving yards (17 games) and fastest player to 100 career receptions (22 games).
- After setting single-season records last year in receptions (75), yards (1,164) and TDs (11), Ford is etching his name at the top of the charts on those three career charts (see left).
- Ford had caught at least TWO passes in every game of his career (30), which was a school record previously held by Danny Coale (22, from 10/16/10 to 1/3/12). The record for catching at least one pass was held by Ernest Wilford (8/25/02 to 12/26/03) at 27 straight games, before Ford broke that record as well.
- However, his streak ended at UNC (10/8), the first time in his career he did not catch a pass.
- Ford also holds school records for consecutive games with a receiving touchdown (5) and consecutive 100-yard receiving games (5).

Phillips, Hodges gives Hokies three career 1,000-yard receivers

- WR Cam Phillips and TE Bucky Hodges are also climbing in Tech's history books.
- Before last year, no Hokie had ever caught more than 70 career passes before his junior season and only three had ever gone over 1,000 career receiving yards. Ford, Phillips and Hodges all eclipsed those marks during the 2015 season.

TOP 21 CONSECUTIVE SCORING TEAMS

Virginia Tech has scored in **280** straight games dating back to the 1995 season.

That is tied for the ninth-longest streak ever in the history of the NCAA by an FBS school & the sixth-longest active streak.

School	Years	Games
1. Michigan	1984-14	365
2. BYU	1975-03	361
3. Florida	1988-	358
4. TCU	1992-	304
5. Air Force	1992-	296
6. Tennessee	1994-	283
7. Ohio State [^]	1993-	282
Texas	1980-04	282
9. Virginia Tech	1995-	280
Washington State	1984-08	280
11. Georgia	1995-	273
12. Washington	1981-04	271
13. Nebraska	1996-	269
14. Oregon	1985-07	267
15. Boise State	1997-	249
16. Georgia Tech	1997-	248
17. Texas Tech	1997-	244
18. Colorado	1988-08	242
19. Oklahoma	1998-	238
20. Kansas State	1996-15	234
21. UCLA	1971-92	233
Nebraska	1974-91	233

Bold = active streak

[^] = 13 games vacated by NCAA

TEAM RESULTS FOR QBS SINCE 1987

Over the past 30 seasons, the Hokies have seen 20 men start a game at quarterback.

Below are their results, ranked by wins.

Name	Years	Record	Pct.
Taylor, Tyrod	2007-10	34-8	.810
Randall, Bryan	2002-04	26-12	.684
Thomas, Logan	2011-13	26-14	.650
Vick, Michael	1999-00	21-1	.955
Druckenmiller, Jim	1995-96	20-4	.833
DeShazo, Maurice	1992-94	19-14-1	.586
Glennon, Sean	2006-08	18-8	.692
Furrer, Will	1988-91	16-18-1	.486
Clark, Al	1997-98	12-7	.632
Vick, Marcus	2005	11-2	.846
Noel, Grant	2001-02	10-4	.714
Brewer, Michael	2014-15	11-9	.550
Evans, Jerod	2016-	8-3	.727
Sorensen, Nick	1997-98	3-1	.750
Motley, Brenden	2015-	3-3	.500
Young, Cam	1988-89	3-3	.500
Meyer, Dave	1998-00	2-1	.667
Chapman, Erik	1987	2-9	.182
Wooten, Rodd	1989, 91	1-2	.333
Koel, Treg	1992	0-1	.000
Totals		246-124-2	.664

CAREER/ACTIVE STARTS CHART

	2016	Streak	Career
Alexander, A.	2	2	10
Baron, W.	11	11	19
Clark, C.	11	34	37
Edmunds, Te.	10	1	18
Edmunds, Tr.	11	12	13
Ekanem, K.	10	4	36
Facyson, B.	11	11	33
Greene, D.	-	-	1
Hill, T.	1	-	1
Huelskamp, S.	-	-	2
Mihota, V.	11	11	12
Motuapuaka, A.	11	20	26
Reynolds, M.	11	11	12
Shegog, A.	1	-	6
Stroman, G.	9	-	15
Walker, R.	5	5	5
Williams, N.	6	-	16

STARTED EVERY GAME IN 2016

Seven Hokies: Baron, Clark, Tr. Edmunds, Facyson, Mihota, Motuapuaka, Reynolds

LONGEST ACTIVE STREAKS

Clark	34
Motuapuaka	20

DEFENSIVE SCORES

1987 - PRESENT

- 88 Total TDs scored by the defense
- 58 pass interceptions
 - last Andrew Motuapuaka (18 yds) vs. Furman (9/12/15)
- 28 fumble returns
 - last Chuck Clark (20 yds) at Purdue (9/19/15)
- 2 fumble recoveries
 - last Carl Bradley (in End Zone) at Rutgers (8/30/97)
- 11 Total safeties registered by the defense
 - last vs. East Carolina (9/24/16)

THE DEFENSE

The Return of #Sacksburg - they pile up against Miami and in Lane

- For the first time in three years and for just the ninth time in the past 30 seasons, the Tech defense produced at least 8.0 sacks in a game in the win over Miami (10/20).
- It was also just the third time in an ACC contest they had 8.0 sacks in a game, with the other two times vs. Pittsburgh (10/12/13) and vs. Duke (9/16/06).
- The most sacks the team has notched in a single game over the last 30 seasons was at Pittsburgh (10/30/99), Tech's last win (30-17) in the Steel City before its Thursday's 39-36 win (10/27).
- Adding that effort to a 6.0-sack effort against East Carolina (9/24), Tech has recorded 16.0 of its 25.0 sacks this season in Lane Stadium.

Four Hokies with at 10.0 tackles vs. Georgia Tech, first time since 2003

- In their loss to Georgia Tech (11/12), the Hokies had four players - LB Andrew Motuapuaka (14), LB Tremaine Edmunds (12), DT Woody Baron (10) and DE Vinny Mihota (10) - with double figures in tackles in the same game for the first time since vs. Boston College (11/22/03) - with Mikal Baaqee (15), Brandon Manning (14), DeAngelo Hall (13), Vegas Robinson (12) and Michael Crawford (12).
- For Baron and Mihota, it was a season and career high, while Baron added 3.0 TFLs to help him to his a team-high 17.0 for the season and 26.0 for his career.
- Motuapuaka, who leads the team 96 tackles after getting a team-high 11 at Notre Dame (11/19), now has nine games this season and 20 games in his career with at least seven tackles and it has four games this season and 10 games in his career with at least 10.

Eight Hokies with at least five tackles at Duke, four notch career highs

- In their win at Duke (11/5), a total of eight Hokies registered at least five tackles, led by Terrell Edmund's career-high 14 - the third-highest total for a Tech player this season - while his brother Tremaine Edmunds notched his third 10+ tackle game of the year with 10.
- Woody Baron had nine, Chuck Clark and Andrew Motuapuaka each tallied eight. Mook Reynolds had seven, Trevon Hill had a career high six and Brandon Facyson tied his career high with five tackles.

Two Hokies get first career starts, Baron steps up for injured starters

- For the first time this year in the Miami win (10/20), the Hokies needed to use a different starting 11 due to injuries to DE Ken Ekanem and DT Nigel Williams. RDE Trevon Hill and NT Ricky Walker notched their first career starts for Tech while NT Woody Baron moved over to the DT position for the first time this season and all turned in career performances.
- Hill had five tackles including 1.5 sacks and Walker added three tackles and a half sack.
- It was the senior Baron, though, that turned a historic performance up front, tying for the most tackles-for-loss (4.5) for a single Hokie player in a single game in the last 30 years with Barry Booker at Virginia (11/24/07).
- He set a then career high with six total tackles, while his 24 TFL yards was the sixth most for a player in a single game in the same span.

Hokies pitch shutout against Boston College

- For the first time since the Hokies' game against Bowling Green (9/22/12), Bud Foster's defense shut out an opponent, when Tech registered the 49-0 victory against Boston College (9/17) in the team's ACC opener at Lane Stadium.
- The shutout, the 31st for Tech in the Foster era, also marked the first blanking of an ACC opponent since the team's 38-0 win at Virginia (11/26/11) and the first home shutout win over an ACC team since a 17-0 win over Virginia (11/25/06).
- The defense helped Tech register a 49-point win, which was the largest by the Hokies in an ACC game since a 45-point win at Duke (45-0, 9/10/05) and a 44-point win at home vs. Georgia Tech (51-7, 9/24/05). It tied the largest ever win in an ACC game at 49 points in the Hokies' 55-6 win over Maryland (11/18/04).

Defense features plenty of experience on the first team

- Led by DE Ken Ekanem (entering season with 26 consecutive starts) and S Chuck Clark (23 straight starts), the defense had a combined 15 Hokies returning that had 142 combined starts under their belts and included 126 for the players listed at first string.
- The Hokies had a total of five players with at least 10-plus starts on the field to start the Liberty

2016 Starters Game By Game

Opponent	RDE	NT	DT	LDE	WHIP	MLB	LOLB	RCB	FS	ROV	LCB
Liberty	Ekanem	Baron	Williams	Mihota	Reynolds	Motuapuaka	Tr. Edmunds	Stroman	Clark	Te. Edmunds	Facyson
Tennessee	Ekanem	Baron	Williams	Mihota	Reynolds	Motuapuaka	Tr. Edmunds	Stroman	Clark	Te. Edmunds	Facyson
B. College	Ekanem	Baron	Williams	Mihota	Reynolds	Motuapuaka	Tr. Edmunds	Stroman	Clark	Te. Edmunds	Facyson
E. Carolina	Ekanem	Baron	Williams	Mihota	Reynolds	Motuapuaka	Tr. Edmunds	Stroman	Clark	Te. Edmunds	Facyson
N. Carolina	Ekanem	Baron	Williams	Mihota	Reynolds	Motuapuaka	Tr. Edmunds	Stroman	Clark	Te. Edmunds	Facyson
Syracuse	Ekanem	Baron	Williams	Mihota	Reynolds	Motuapuaka	Tr. Edmunds	Stroman	Clark	Te. Edmunds	Facyson
Miami	Hill	Walker	Baron	Mihota	Reynolds	Motuapuaka	Tr. Edmunds	Stroman	Clark	Te. Edmunds	Facyson
Pitt	Ekanem	Walker	Baron	Mihota	Reynolds	Motuapuaka	Tr. Edmunds	Stroman	Clark	Te. Edmunds	Facyson
Duke	Ekanem	Walker	Baron	Mihota	Reynolds	Motuapuaka	Tr. Edmunds	Stroman	Clark	Te. Edmunds	Facyson
G. Tech	Ekanem	Walker	Baron	Mihota	Shegog	Motuapuaka	Tr. Edmunds	Alexander	Clark	Reynolds	Facyson
Notre Dame	Ekanem	Walker	Baron	Mihota	Reynolds	Motuapuaka	Tr. Edmunds	Alexander	Clark	Te. Edmunds	Facyson
Virginia											

game, which included cornerback Brandon Facyson (now 23), linebacker Andrew Motuapuaka (16) and tackle Nigel Williams (11).

- Tech started the same 11 men through the first six games until the Miami game (10/20).

Stroman back to defense full time, picks off two in opener

- During the 2014 Military Bowl, DB Greg Stroman worked for the first time on the offensive side of the ball, rushing twice for four yards and catching one pass for six.
- Last season, he was used occasionally on offense and actually started one game - NC State (10/9/15) - as a wide receiver. He rushed seven times last year for 12 yards.
- For the 2016 campaign, Stroman is now solely a DB, making a start in the season opener and doubled his output for career INTs as he entered the game with two picks.
- He became the first Hokie since Brandon Facyson at East Carolina (9/14/13) to pick off two passes in the game with his effort in the season opener.

Stroman and Alexander are individual streak stoppers

- Stroman has a total of three INTs this season, five in his career, getting his third at UNC (10/8) while also ending UNC's Mitch Trubisky's streak of 243 straight pass attempts without a pick and UNC's interception streak for the season, which reached 185 pass attempts.
- DB Adonis Alexander, who had four INTs last year as a freshman and has one this year - a second quarter pick against Boston College (9/18) - sealed Tech's win over NC State last season (10/9/15) by ending Wolfpack quarterback Jacoby Brissett's streak of 241 straight passes without an interception with a pick in the fourth quarter.

Clark and Edmunds are tackling machines

- For the first time since the Hokies joined the ACC, a DB reached the century mark for total tackles. In 2015, S Chuck Clark recorded 107, highlighted by his 16 straight games with at least five and his four games a year ago with at least 10 (five for his career).
- In the last 37 games, Clark has notched at least five tackles 28 times, at least seven 21 times and has six games with at least 10, including a season-high 11 against ECU (9/24).
- LB Tremaine Edmunds had notched five straight games with at least seven tackles before the Pitt game (10/27) and led the team at Syracuse (10/15) with 16, and vs. Miami (10/20) with 10. He had 10 more at Duke (11/5) and has four 10+ tackle games this season.
- In fact, his 16.0 tackles against the Orange is tied for the second-most ever in an ACC game behind Jack Tyler (9/3/12) and Chase Williams (9/20/14), who each had 17 against Georgia Tech in Lane Stadium.

Motuapuaka and Stroman are in rare company

▪ LB Andrew Motuapuaka and CB Greg Stroman have each scored three TDs in their Tech careers either on defense or special teams. Below is where they rank since 1987.

- | | |
|-----------------------------|-----------------------|
| 1. DeAngelo Hall | 7 (5 PR/1 FR/ 1 INT) |
| 2. Macho Harris | 5 (4 INT/1 KOR) |
| 3. André Davis | 4 (4 PR) |
| 4. Andrew Motuapuaka | 3 (1 INT/2 FR) |
| Greg Stroman | 3 (1 FR/2 PR) |
| Xavier Adibi | 3 (2 INT/1 FR) |
| Ike Charlton | 3 (2 INT/1 FR) |
| Ricky Hall | 3 (1 PR/1 BPR/1 RBP) |
| Jason Lallis | 3 (2 FR/1 INT) |
| Eddie Royal | 3 (3 PR) |



LUNCH PAIL



The famed Virginia Tech Lunch Pail has come to symbolize the blue-collar approach of the Hokies' defense under longtime defensive coordinate Bud Foster.



In 1995, Foster served as co-defensive coordinator with Rod Sharpless, whose mother-in-law found the original Lunch Pail in Mercerville, New Jersey. The pail once belonged to a coal miner and after a record-setting defensive season, the Lunch Pail became an iconic part of Hokies' lore.



The Pail travels wherever the Hokies go and its care is only entrusted to a defensive leader.



Before the start of every season, a signed mission statement from the defense is placed in The Pail. Then every week, unit goals, team goals and keys to success are placed in The Pail, plus the turf from any road victories.



Since 2007, The Pail has also contained the names of the 32 fallen Hokies taken in the April 16 tragedy.



Corey Moore – whose jersey No. 56 is retired by Tech – is the only player who has ever earned lifetime possession of an incarnation of The Pail from Foster.

LONGEST TENURED FBS ASSISTANTS

ACTIVE and CONTINUOUS

Only nine assistant coaches in the country have been at their schools since 1996, and Virginia Tech has two of them.

1. 1983 Gary Campbell - Oregon RB
2. 1987 ***Bud Foster - Virginia Tech Assoc. HC, DC**
3. 1993 Jerry Brown - Northwestern Asst. HC, DB
1993 Don Pellum - Oregon LB
5. 1994 Odell Haggins - Florida State Assoc. HC, DT
1994 Mo Latimore - Kansas State DL
7. 1996 **Charley Wiles - Virginia Tech DL**
1996 Andy Hill - Missouri Assoc. HC, WR
1996 Dale Pehrson - Navy DC, DL

* - Tech's Foster, who became the Hokies' defensive coordinator in 1995, is also the nation's longest-tenured DC. Ohio State's Luke Fickell is the second-longest, taking over the Buckeyes' DC duties in 2005.

courtesy of CoachingSearch.com's Chris Vannini

TECH AMONG FBS LEADERS

1996 – PRESENT

Rank	Category	No.
1st	Sacks	774.0
1st	Sack Yards	-5,335
1st	Interceptions	354
1st	INT Pct.	4.4
1st	Third-Down Pct.	31.5
1st	Completion Pct.	50.4
T-1st	INT Return TDs	44
2nd	Passer Rating	106.1
2nd	Pass Defense	187.9 ypg
T-2nd	TD/INT Ratio	0.77
3rd	Total Defense	304.6 ypg
3rd	Takeaways	569
6th	Rush Defense	116.7 ypg

THE LUNCH PAIL D

BY THE NUMBERS UNDER FOSTER

- 92-1 when holding foes to 10 points or fewer
- 67 defensive TDs
- 48 different Hokies have scored defensive TDs
- 40 players selected in NFL Draft
- 41 games with three or more INTs
- 31 shutouts
- 9 players drafted in first or second rounds
- 3 players earned Super Bowl rings – LB Cornell Brown, S Pierson Prioleau, S Kam Chancellor
- 3 Pro Bowlers – S Kam Chancellor, CB Brandon Flowers, CB DeAngelo Hall

CAREER/ACTIVE STARTS CHART

	2016	Streak	Career
Bynum (H)	11	11	11
Ludwig (P)	11	11	11
Slye, J. (PK/KO)	11	37	37
Taylor, C. (LS)	11	13	13

STARTED EVERY GAME IN 2016

Four Hokies: Bynum, Ludwig, Slye, Taylor.

LONGEST ACTIVE STREAKS

Slye 37

SPECIAL TEAM SCORES

1987 - PRESENT

57 Total TDs scored by special teams

21 punt returns

last Greg Stroman (87 yds) vs. East Carolina (9/24/16)

20 blocked punts

last Anthony Shegog (19 yds) at Purdue (9/19/15)

9 kickoff returns

last Demetri Knowles (93 yds) at North Carolina (10/6/12)

5 blocked field goals

last Adonis Alexander (75 yds) at Duke (11/5/16)

1 fumble recovery

last Tee Butler (in End Zone) vs. Syracuse (10/16/99)

1 fumble return

last Andrew Motuapuaka (on KO) vs. Western Michigan (9/27/14)

11 Total safeties resulted on special teams

last vs. Liberty (9/3/16)

BLOCK PARTY

Over the past 30 seasons, Tech special teams have blocked 68 punts, 44 field goal attempts and 28 point-after attempts for a total of 140 in 372 games - approx. 1 every 2.66 games.

Tech has blocked three FGA this year, the most since the team blocked three during the 2004 season.

The four total blocks this season (includes a punt) marks the most since 2008, when the Hokies had five blocks which included 2 PATs, 2 FGAs and 1 punt.

In Tech's win vs. East Carolina (9/24), the Hokies blocked both a FGA and a punt, which had last happened vs. Marshall (9/21/13).

Credited with the block on the 26-yard FGA was DT Tim Settle, while WR Cam Phillips was the player who blocked the punt.

At Syracuse (10/15), Vinny Mihota blocked a 53-yard FGA in the second quarter for the Hokies' second blocked FGA this season.

Greg Stroman notched the 30-yard FGA block at Duke (11/5) that was returned for a TD by Adonis Alexander.

SPECIAL TEAMS

Beamer's retired No. 25 makes a return to the field

Head coach Justin Fuente and the Hokies will pay homage to Frank Beamer and Virginia Tech's legacy of excellence on special teams this season by selecting a special teams player of the week who will wear No. 25.

With Coach Beamer's blessing, his retired No. 25 will be worn by a player who exemplifies the role special teams played during Virginia Tech's rise to national prominence.

"I'm so very humbled by this thoughtful gesture by Coach Fuente," Beamer said. "I'm grateful that he reached out for my blessing to use the number 25 in this way.

"I'm really honored that a member of the special teams will get to wear my old number every week. Of course, it's not just a recognition of me, it's about all those coaches and kids who made special teams part of our identity at Virginia Tech."

Stroman takes punt to the house in win over ECU, joins Motuapuaka

Greg Stroman's 87-yard punt return for a TD vs. East Carolina (9/24) was tied for the third-longest in school history and was the second longest in Lane Stadium. It's also the second longest in the nation this year - FSU's Jesus Wilson had an 89-yard return.

It was Stroman's second career punt return for a TD and his third career defensive or special teams TD. He is now one of 10 Hokies (since 1987) to have three or more defensive or special teams TDs in a Tech career (see chart last page).

Stroman 1 of 4 players in the nation with 200+ punt, 400+ kickoff return yards

Greg Stroman has 221 punt return yards and 460 kick return yards, making him just one of four players in the country with over 200 punt return and 400 kickoff return yards.

The only other players in the country that can claim that is Arizona State's Tim White (247, 564), USC's Adoree' Jackson (236, 510) and Iowa's Desmond King (201, 600).

Stroman climbing charts for punt returns

Stroman is already third all-time in the school's record book for career punt returns with 92 and his 711 return yards rank him eighth.

In Tech's history, only two men have ever returned more than 100 punts, John Ludlow (136, 1979-82) and Eddie Royal (111, 2004-07), while Royal is the only man to go over 900 yards in punt returns - finishing his career with 1,296 punt return yards.

Slye's six FGs, 21 points puts him in ACC, school record books

In the Hokies' win at Pittsburgh, K Joey Slye connected on a career-high six FG attempts and also made three extra points, giving him 21 points in the 39-36 victory.

The 21 points broke the school record for most points in a game by kicking set by Mickey Thomas with 18 vs. Vanderbilt (11/4/89).

The six FGs made tied a single game record for makes at Tech - set by Thomas with six in that Vanderbilt game - and in the ACC - now done five times. The last player to do it was Clemson's Richard Jackson vs. Boston College (9/19/09).

Slye has made at least two FGs in a game four times this year, 18 times in his career; three in a game twice this year, nine times in career; and four in a game once this year and three times in career.

Slye moving up all-time schools lists in field goals made and scoring

Last season, Tech kicker Joey Slye was 23 of 30 on field goal attempts, and in his career is now 60 of 80. His 23 makes in 2015 tied the school record set by Dustin Keys in 2008. The junior is six shy of Shayne Graham's school record of 68, currently ranking second.

On Tech's all-time scoring list, Slye is fifth with 301 points and fourth among kickers.

Slye's 19 made FGs this season is currently tied for sixth in the nation among Power 5 kickers.

Tech Career FG Leaders

Name	Years	FGs
1. Shayne Graham	1996-99	68
2. Joey Slye	2014-	62
3. Brandon Pace	2003-06	58
4. Chris Kinzer	1985-88	47
4. Cody Journell	2010-13	44

Tech Career Scoring Leaders

Name, pos.	Years	Pts
1. Shayne Graham, K	1996-99	371
2. Lee Suggs, RB	1999-02	336
3. Brandon Pace, K	2003-06	310
4. Carter Warley, K	2000-03	307
5. Joey Slye, K	2014-	301

Power 5 Leaders - Made FGs

Name, School	FGs
1. Zane Gonzalez, Arizona State	23
2. Daniel Carlson, Auburn	22
3. Three tied with	20
T6. Joey Slye, Virginia Tech	19

Slye almost automatic inside 40 yards, is perfect from inside 30

In his career, Joey Slye is 44 of 48 (91.7 percent) from inside 40 yards and had made 24 straight dating back to a 37-yard attempt at East Carolina (9/26/15) before his first miss this season from that distance - 34 yards at Duke (11/5). He is a perfect 23 for 23 in his career from inside of 30 yards.

Of note, Slye's career long is 49 yards, and so has never made a kick over 50 (missed all eight attempts). Inside of 50 yards, Slye is 62 of 74 (83.8 percent) from inside 50.

Alexander scores first Tech TD on blocked FG return

At Duke (11/5), Adonis Alexander scooped up a blocked 30-yard FGA by AJ Reed, which was blocked by Greg Stroman, and raced 75-yards for a TD - his first career touchdown at Tech

It was Tech's first FG block return for a TD since D.J. Parker (78 yards) vs. Georgia Tech (9/24/05) and fifth in last 30 seasons. It was also Tech's fourth blocked kick of the season (see "Block Party" left).

"25" Game By Game

Opponent	Honoree
Liberty	FB Steven Peoples
Tennessee	LB Sean Huelskamp
B. College	DT Tim Settle
E. Carolina	DB Greg Stroman
N. Carolina	WR Cam Phillips
Syracuse	K Joey Slye
Miami	WHIP Anthony Shegog
Pitt	WR Divine Deablo
Duke	S Chuck Clark
Ga. Tech	CB Adonis Alexander
Notre Dame	WR C.J. Carroll
Virginia	



LAST MEETING

VIRGINIA TECH 23
VIRGINIA 20

SCOTT STADIUM • CHARLOTTESVILLE, VA. • NOVEMBER 28, 2015 • ATTENDANCE: 53,777

Virginia Tech kicker Joey Slye hit a field goal with 1:38 remaining, and safety Chuck Clark sealed the game with an interception in the final minute to lift the Hokies past in-state rival Virginia 23-20 at Scott Stadium in Charlottesville in the regular-season finale for both teams.

The win marked Tech's 12th straight over the Cavaliers and moved the Hokies to 6-6 overall, 4-4 in the ACC. The Hokies extended another streak, becoming bowl eligible for the 23rd consecutive season.

The game marked the final regular-season game for Tech head coach Frank Beamer, who announced Nov. 1 that he was retiring at the conclusion of the season. For the second straight week, Tech's players carried their head coach off the field.

Tech trailed by seven on two occasions in the second half, but rallied both times. The final time came midway through the fourth quarter when the Hokies trailed 20-13 after Virginia quarterback Matt Johns threw a 27-yard touchdown pass to Canaan Severin with 10:04 remaining.

On the ensuing possession, the Hokies quickly went 75 yards in six plays. On third-and-15 from the UVA 27, quarterback Michael Brewer threw a 27-yard touchdown pass to Isaiah Ford, and Slye's extra point tied the game with 8:40 left.

Tech's defense held UVA on the ensuing possession, and the Hokies took over at their own 20 with 6:38 to go. Tech then drove to the Virginia 23, eating five minutes off the clock. The Hokies settled for a 41-yard field goal by Slye that gave them a three-point lead.

Virginia had time for one final drive, taking over at its 20 with 1:38 to go. But on the third play of the drive, Clark intercepted Johns' pass, and the Hokies then ran out the clock, giving Beamer his 20th victory over the Cavaliers.

Tech's offense struggled for much of the afternoon and only finished with 304 yards, but 134 of that came in the fourth quarter when the Hokies amassed 17 points to rally past the Cavaliers.

Brewer paced the Hokies offensively by completing 15 of 29 for 237 yards, with two touchdowns and an interception. Travon McMillian rushed for 81 yards on 18 carries.

GAME NOTES

- The Hokies became bowl-eligible for the 23rd-straight season, the longest active streak recognized by the NCAA
Isaiah Ford set the single-season school records for TD catches (10) and receptions (63)
Luther Maddy tied the school record for games played in a career with 55 (Collin Carroll, 55, 2008-12)

SCORING

Table with 5 columns: Team, 1st, 2nd, 3rd, 4th, Total. Rows for VIRGINIA TECH and VIRGINIA.

- VT (11:37 - 1st) - Slye 48 FG
UVA (03:40 - 1st) - Frye 42 FG
UVA (04:24 - 2nd) - Frye 42 FG
VT (00:57 - 2nd) - Slye 44 FG
UVA (13:32 3rd) - Reid 57 rush (Frye kick)
VT (14:56 - 4th) - Rogers 3 pass from Brewer (Slye kick)
UVA (10:04 - 4th) - Severin 27 pass from Johns (Frye kick)
VT (08:40 - 4th) - Ford 32 pass from Brewer
VT (01:38 - 1st) - Slye 41 FG

TEAM STATS

Table comparing VT and UVA stats: First downs, Rushing yds., Passing yds., Return yds., Passes, Punts-avg., Fumbles-lost, Penalties-yds., Time of poss.

INDIVIDUAL STATS

- Rushing — McMillian 18-84, Ford 1-6, Rogers 4-5, Brewer 5-(-20), TEAM 2-(-4); UVA- Reid 9-103, Johns 6-58, Zaccheaus 10-50, Mizzell 11-26, Conte 1-14, English 0-7, Hamm 1-2, Thorpe 1-1, Ellis 1-1
Passing — VT, Brewer 15-29-1, 237; UVA, Johns 18-38-2
Receiving —VT, Ford 6-121, Hodges 3-34, Phillips 3-13, Malleck 2-66, Rogers 1-3; UVA, Mizzell 7-50, Thorpe 3-26, Butts 2-25, Zaccheaus 2-19, Severin 2-34, Reid 1-5, Johnson 1-12

FOOTBALL HISTORY

All-Time Tech Record (1892-present; 123 seasons)

Table of All-Time Tech Record: Overall (727*-460-46), Conference (238-167-21), In Blacksburg (374-112-13), Behind Lane Hall (1892) (1-0-0), Sheib Field (1894-1901) (13-1-0), Gibboney Field (1902-08) (19-2-0), Miles Field (1909-25) (60-3-3), Miles Stadium (1926-64) (67-25-4), Lane Stadium (1965-; 52nd season) (214-81-6)

Table of game location records: On the road (201-217-14), Neutral sites (151-131-19), Televised games (207-101), Overtime games (6-6), When ranked (156-54-1), Opponent ranked (52-87-1), Both teams ranked (34-25), VT ranked higher (22-11), Opponent ranked higher (12-14)

* - includes forfeit by Temple during 1986 season

Table comparing Tech and Opponent records: Total points scored (Ave.), Most Points Scored, Fewest Points Scored, Shutouts By (last), Largest Margin of Victory, Smallest Margin of Victory

LARGEST COMEBACKS

1987 - PRESENT

Biggest Second-Half Comeback Victories:

15 points trailed 29-14 after 3rd, Virginia (1995) won 36-29

14 points trailed 17-3 in 3rd, North Carolina (2008) won 20-17

11 points trailed 24-13 in 4th, Louisville (2004) won 35-24

Biggest Total Comeback Victory:

20 points trailed 20-0 in 1st, Duke (2012) won 41-20

TECH IN OVERTIME (6-6)

Table of Tech in Overtime: Date, Opponent, Tech, Opp, Result, In. Rows include games against Miami, Syracuse, Temple, Michigan, Georgia Tech, Boston College, Rutgers, Marshall, Maryland, Wake Forest, Duke, and North Carolina.

STATS / BOX SCORES / SPECIALTY STATS / PLAYER PAGES / VIRGINIA TECH / TEAM NOTES / COACH FUENTE

Tech returns to the national rankings - was in Top 20 in College Football Playoff rankings

- During its 23 straight bowl appearances streak, last season was the only time the Hokies were never ranked in the AP Top 25 poll at any point during the season.
- The Hokies not only returned to the Top 25 this season in the AP rankings, but were also among the top 20 in the CFP rankings.
- The last time Tech was ranked this late in a season (during the month of November) was 2011, when the Hokies rose to No. 5 in the AP rankings and played in the ACC Championship game against Clemson and earned a spot in a BCS Bowl - the Sugar.

	Pre	2	3	4	5	6	7	8	9	10	11	12	13	14	15	F
AP	-	-	-	RV	RV	25	17	RV	25	23	18	RV	RV			
Coaches	-	-	-	-	RV	RV	19	RV	25	21	22	RV	RV			
CFP	-	-	-	-	-	-	-	-	-	19	14	-				

The Tech Record Book Watch

- Jerod Evans is having one of the best seasons ever for a quarterback at the school. He is either currently leading or approaching the top five best marks ever for a single season
- Check out the categories and where he currently stands below, along with where the team stands in many of those same categories

Passing Stats

Quarterback	Season	Comp.
1. Michael Brewer	2014	262
2. Logan Thomas	2012	234
3. Don Strock	1972	228
4. Logan Thomas	2013	227
5. Logan Thomas	2011	220
Jerod Evans	2016	210

Quarterback	Season	Att.
1. Michael Brewer	2014	441
2. Logan Thomas	2012	429
3. Don Strock	1972	427
4. Logan Thomas	2013	402
5. Logan Thomas	2011	391
Jerod Evans	2016	327

Quarterback	Season	Yds.
1. Don Strock	1972	3,243
2. Logan Thomas	2011	3,013
3. Logan Thomas	2012	2,976
4. Logan Thomas	2013	2,907
5. Jerod Evans	2016	2,786
6. Tyrod Taylor	2010	2,743

Quarterback	Season	TDs
1. Jerod Evans	2016	24
Tyrod Taylor	2010	24
3. Maurice DeShazo	1993	22
4. Bryan Randall	2004	21
5. Will Furrer	1990	19
Logan Thomas	2011	19

Quarterback	Season	Pct.
1. Jerod Evans	2016	64.2
2. Bryan Randall	2002	63.7
3. Marcus Vick	2005	61.2
4. Bryan Randall	2003	61.2
5. Sean Glennon	2007	60.9

Rushing Stats

Quarterback	Season	Att.
1. Logan Thomas	2012	174
2. Bryan Randall	2002	171
3. Logan Thomas	2013	162
4. Bob Schweickert	1963	155
5. Logan Thomas	2011	153
Jerod Evans	2016	150

Quarterback	Season	Yds.
1. Bob Schweickert	1963	839
2. Tyrod Taylor	2008	738
3. Jerod Evans	2016	675
4. Tyrod Taylor	2010	659
5. Michael Vick	2000	617
6. Michael Vick	1999	585

Total Yards

Quarterback	Season	Yds.
1. Logan Thomas	2012	3,500
2. Logan Thomas	2011	3,482
3. Jerod Evans	2016	3,461
4. Tyrod Taylor	2010	3,402
5. Logan Thomas	2013	3,251
6. Don Strock	1972	3,170

Total Touchdowns

Quarterback	Season	TDs (P/R)
1. Jerod Evans	2016	31 (24/7)
2. Logan Thomas	2011	30 (19/11)
3. Tyrod Taylor	2010	29 (24/5)
4. Logan Thomas	2012	27 (18/9)
5. Maurice DeShazo	1993	25 (22/3)

TD/INT Ratio

Quarterback	Season	Ratio
1. Jerod Evans	2016	4.80
Tyrod Taylor	2010	4.80
3. Jim Drunkenmiller	1996	3.40
4. Al Clark	1997	3.33
5. Maurice DeShazo	1993	3.14

Most Yards per Att.

Quarterback	Season	Yds/Att.
1. Tyrod Taylor	2009	9.51
2. Maurice DeShazo	1993	9.04
3. Tyrod Taylor	2010	8.71
4. Bryan Randall	2002	8.60
5. Jerod Evans	2016	8.52

Touchdown Percentage

Quarterback	Season	TD%
1. Frank Eastman	1959	14.7
2. Maurice DeShazo	1993	9.6
3. Tyrod Taylor	2010	7.6
4. Jerod Evans	2016	7.3
Steve Casey	1980	7.3

Interception Percentage

Quarterback	Season	INT%
1. Jerod Evans	2016	1.5
2. Al Clark	1997	1.6
3. Tyrod Taylor	2010	1.6
4. Jim Drunkenmiller	1996	2.0
5. Tyrod Taylor	2009	2.1

Interceptionless Streak

Quarterback	Season	Streak
1. Sean Glennon	2007	149
2. Michael Brewer	2014	134
3. Tyrod Taylor	2010	125
4. Logan Thomas	2011	119
5. Jerod Evans	2016	118*

Team Passing Attempts

Season	Atts.
1. 2014	456
2. 1972	440
3. 2012	437
4. 2013	432
5. 2011	405
2016	349

Team Passing Completions

Season	Comps.
1. 2014	271
2. 2013	243
2011	243
4. 1972	233
5. 2012	224
2016	218

Team Passing Yards

Season	Yds.
1. 1972	3,348
2. 2011	3,166
3. 2013	3,071
4. 2012	3,002
5. 2015	2,936
2016	2,843

Team Passing Touchdowns

Season	TDs
1. 2016	25
2. 2015	24
2010	24
2004	24
1993	24
6. 2011	21

Team Total Offense

Season	Yards
1. 2011	5,782
2. 2010	5,632
3. 2003	5,223
4. 2002	5,203
5. 2009	5,097
2016	4,856

Team Total Plays

Season	Plays
1. 2011	995
2. 2014	963
3. 2012	944
4. 2015	939
2007	939
2016	857

* - his longest streak this season

Hokies top team over past 17 years in Rivalry Games

- Over the past 17 seasons, Virginia Tech has dominated its in-state FBS rival like no other major program.
- While not an exhaustive list, here is a look at how the Hokies 16-1 record vs. UVA stacks up over the past 17 years against some of the other national in-state rivalries.

	RECORD	TEAM	RIVAL	RIVALRY/TROPHY	CURRENT WIN STREAK	TEAM
1.	16-1 (.941)	Virginia Tech	Virginia	Commonwealth Cup	12 Games	Virginia Tech
2.	13-4 (.765)	Oklahoma	Oklahoma St.	Bedlam	1 Game	Oklahoma
	13-4 (.765)	USC	UCLA	Victory Bell	1 Game	USC
4.	12-5 (.706)	Oregon	Oregon State	Civil War	8 Games	Oregon
	12-5 (.706)	Washington	Washington St.	Apple Cup	3 Games	Washington
6.	11-8 (.579)	Florida State	Miami	<i>(includes a bowl game)</i>	7 Games	Florida State
7.	10-7 (.588)	Stanford	California	Big Game	6 Games	Stanford
	10-7 (.588)	Clemson	South Carolina	The Palmetto Bowl	2 Games	Clemson
9.	9-8 (.529)	Auburn	Alabama	Iron Bowl	2 Games	Alabama
10.	9-9 (.500)	Michigan St.	Michigan	Paul Bunyan	1 Game	Michigan
11.	8-9 (.471)	Florida	Florida State	Sunshine Showdown	3 Games	Florida State
	8-9 (.471)	Miss. State	Ole Miss	Egg Bowl	2 Games	Ole Miss

Hokies tie for second-largest comeback by points over past 30 years

- Twice in its game at Notre Dame (11/19), the Hokies faced a 17-point deficit, with the second one - at 24-7 with 6:00 left in the second quarter - tied for the second-largest deficit overcome for a victory in the program's past 30 years.
- Tech trailed by 20 in the first quarter in a game vs. Duke (10/13/12) and came back for a 41-20 victory for the largest ever comeback.
- The only other time the Hokies trailed by 17 points and earned a win was at NC State (10/2/10), trailing 17-0 early in the second quarter before pulling out a 41-30 win
- Just 26 games has Tech trailed by 10 or more points at any point in a game and came back to get a win.

Comebacks of 10 points or more since 1987

SEASON	OPPONENT	DEFICIT	SCORE	QTR	CLOCK	FINAL SCORE
1989	at NC State	10	0-10	1	5:03	25-23
1990	at East Carolina	14	0-14	1	3:21	24-23
1994	at Southern Miss	14	0-14	1	5:01	24-14
1995	at Virginia	15	14-29	3	10:51	36-29
1995	vs. Texas	10	0-10	2	13:19	28-10
1997	Miami	10	3-13	1	0:36	27-25
1998	at Miami	10	3-13	2	6:32	27-20 (OT)
1999	Miami	10	0-10	1	4:35	43-10
2000	at Syracuse	14	0-14	1	2:21	22-14
2002	vs. Air Force	10	0-10	1	7:36	20-13
2004	at Georgia Tech	14	0-14	2	9:00	34-20
2005	vs. Louisville	11	3-14	1	2:53	35-24
2005	vs. Louisville	11	13-24	4	13:37	35-24
2007	at Boston College	10	0-10	2	11:33	30-16
2008	at North Carolina	14	3-17	3	6:44	20-17
2010	East Carolina	10	0-10	1	5:42	49-27
2010	East Carolina	10	7-17	2	14:50	49-27
2010	at NC State	17	0-17	2	14:11	41-30
2010	Georgia Tech	14	0-14	1	4:44	28-21
2011	at Wake Forest	10	0-10	1	6:47	38-17
2012	Duke	20	0-20	1	3:12	41-20
2012	at Boston College	10	3-13	2	0:04	30-23 (OT)
2012	vs. Rutgers	10	0-10	1	2:38	13-10 (OT)
2013	Maryland	14	7-21	3	12:58	24-21
2014	at Duke	10	0-10	1	8:06	17-16
2015	NC State	10	0-10	2	13:56	28-13
2015	at Georgia Tech	14	0-14	1	1:00	23-21
2016	at Notre Dame	17	0-17	2	14:53	34-31
2016	at Notre Dame	17	7-24	2	6:00	34-31

Teams Under Fuente	2016	Career
Home	4-1	19-11
Road	4-1	14-14
Neutral	0-1	1-1
Grass	7-1	11-5
Artificial Turf	1-2	23-21
Won Coin Toss	3-2	15-14
Lost Coin Toss	5-1	19-12
Fuente Teams' Record When ...		
Leading after the 1st quarter	5-1	21-10
Trailing after the 1st quarter	1-2	10-15
Tied after the 1st quarter	2-0	3-1
Leading at halftime	7-0	27-4
Trailing at halftime	1-3	6-20
Tied at halftime	0-0	1-2
Leading after 3rd quarter	7-0	31-2
Trailing after 3rd quarter	1-3	2-22
Tied after 3rd quarter	0-0	1-2
Leading with less than 2:00 to play	8-0	31-2
Trailing with less than 2:00 to play	0-3	1-23
Tied with less than 2:00 to play	0-0	2-1
Scores first	7-1	20-11
Opponent scores first	1-2	12-15
Scores 20+ points	8-2	32-13
Opponent scores 20+ points	3-3	11-24
Holds opponent to 20 points or less	5-0	23-2
Game is decided by 3 points or less	3-0	5-3
Game is decided by 10 points or less	0-1	6-11
Fuente Teams' Record When ...		
Less than 150 yards rushing	0-1	5-19
150+ yards rushing	8-2	29-7
200+ yards passing	5-3	19-14
300+ yards passing	1-2	10-5
300+ yards total offense	5-2	26-15
400+ yards total offense	5-3	22-7
500+ yards total offense	1-0	11-0
70+ total plays	5-3	21-15
80+ total plays	2-1	13-5
Fuente Teams' Record When ...		
Allowing less than 150 yards rushing	5-0	26-12
150+ yards rushing	2-3	7-14
200+ yards passing	3-1	12-18
300+ yards passing	2-1	9-10
300+ yards total offense	4-3	17-23
400+ yards total offense	3-1	9-12
500+ yards total offense	1-1	5-6
70+ total plays	3-2	15-18
80+ total plays	1-1	9-6
Fuente Teams' Record When ...		
Committing fewer turnovers	5-0	20-7
Committing more turnovers	1-3	5-16
Turnovers are the same	2-0	9-3
Having fewer penalty yards	7-1	19-7
Having more penalty yards	1-1	15-18
Penalty yards are even	0-1	0-1
Leading time of possession	8-1	23-10
Trailing time of possession	0-2	11-16
Fuente Teams' High & Low Water Marks ...		
Largest halftime lead	38	56
Largest halftime deficit	20	28
Highest number of plays	89	97
Lowest number of plays	68	48
Opponent highest number of plays	100	100
Opponent lowest number of plays	55	50
Warmest Game Temperature	84°	94°
Coldest Game Temperature	37°	37°
Fuente Teams' For ...		
Day Games	6-2	18-13
Night Games (5 p.m. kickoff or later)	2-1	16-13
Games with temperature 49 or below	1-0	4-3
Games with temperatures in 50s	1-1	5-6
Games with temperatures in 60s	2-0	9-4
Games with temperatures in 70s	4-1	10-6
Games with temperatures in 80s	0-1	5-4
Games with temperatures in 90s	0-0	1-3

TAKING OVER A WINNING PROGRAM

Virginia Tech head coach Justin Fuente became the seventh head coach in FBS history to take over a program that had at least 23 consecutive winning seasons before taking the reins. Below is the complete list and the wins for the new coach in his first season.

Years	School	Prior Coaches	New Coach	Wins
36	Nebraska	Bob Devaney/Tom Osborne	Frank Solich	9
33*	Florida State	Bobby Bowden	Jimbo Fisher	10
25	Alabama	Bear Bryant	Ray Perkins	8
23	Oklahoma	Jim Mackenzie/Chuck Fairbanks/Barry Switzer	Gary Gibbs	7
23	Michigan	Bo Schembechler/Gary Moeller/Lloyd Carr	Rich Rodriguez	3
23	Florida	Six coaches during the span^	Will Muschamp	7
23	Virginia Tech	Frank Beamer	Justin Fuente	8

^ Galen Hall, Gary Darnell, Steve Spurrier, Ron Zook, Charlie Strong, Urban Meyer

* Due to NCAA sanctions, the 2006 and 2007 seasons resulted in vacated wins, but were winning seasons before the penalties.

HOKIES = RATINGS

• During Week 2 of the College Football season, ABC received the top three overnights across all its networks and was led by the Hokies' game against Tennessee with the Battle at Bristol getting a 3.8 overnight rating.

• Meanwhile, ESPN's stream of the Battle at Bristol was the network's most-streamed game of the week (86,000 AMA & 403,000 unique viewers).

• The Hokies have brought ESPN a couple other ratings successes, which includes a pair of Top Opening Weekend games and the Most Watched Regular Season CFB Games on ESPN according to SportsMediaWatch.com.

ESPN/ABC Top 5 Opening Weekend CFB Games				Most Watched Reg. Season Games on ESPN		
Rating*	Date	Game	Network	Date	Game	Viewers
1. 7.2	Mon, 9/5/05	Miami at Florida State	ABC	11/29/14	Auburn-Alabama	13.53M
2. 6.7	Mon, 9/6/10	Boise State vs. Virginia Tech	ESPN	9/12/09	USC-Ohio State	10.59M
3. 6.6	Mon, 9/7/15	Ohio State at Virginia Tech	ESPN	9/7/15	Ohio State-Virginia Tech	10.59M
4. 6.1	Mon, 9/4/06	Florida State at Miami	ESPN	9/6/10	Boise State-Virginia Tech	9.89M
5. 5.8	Sat., 9/2/06	Notre Dame at Georgia Tech	ABC	9/4/06	Miami-Florida State	9.12M

* - overnight rating

TECH RECEIVES TOP RANKINGS

The Princeton Review came out with its annual college rankings last Wednesday and the publication ranked Virginia Tech at No. 1 in both "Best Quality of Life" and "Their Students Love These Colleges" among 381 colleges and universities nationwide.

The Princeton Review is a college admission services company that offers test preparation services, tutoring and admissions resources, online courses and other various other resources for students. It has been in existence for more than 30 years.

Tech also ranked No. 4 in "Best Campus Food" and No. 7 in the categories of "Happiest Students," "Lots of Race/Class Interaction," and "Town-Gown Relations are Great."

Here is a listing of where Virginia Tech ranked:

THE BEST 381 COLLEGES

<i>Best Quality of Life</i>	#1
<i>Their Students Love These Colleges</i>	#1
<i>Best Campus Food</i>	#4
<i>Happiest Students</i>	#7
<i>Lots of Race/Class Interaction</i>	#7
<i>Town-Gown Relations are Great</i>	#7
<i>Best Alumni Network</i>	#10
<i>Colleges That Pay You Back w/o Aid</i>	#18

WHAT'S A HOKIE?

That's the most frequently asked question regarding Virginia Tech athletics. The answer leads back to 1896 when Virginia Agricultural and Mechanical College changed its name to Virginia Polytechnic Institute. With the change came the necessity for writing a new cheer and a contest for such a purpose was held by the student body. Senior O.M. Stull won first prize for his "Old Hokie" yell which still is used today.

Later, when asked if "Hokie" had any special meaning, Stull explained the words he used had no hidden or symbolic meaning, but had been thought up in an effort to get attention. Hokie soon became a nickname for all Tech teams and for those people loyal to Tech athletics. Following is the "Old Hokie" yell in its original form:

Hoki, Hoki, Hoki Hy!
Tech! Tech! V.P.I.!
Sola-Rex Sola-Rah
Polytech-Vir-gin-i-a!
Rae, Ri, V.P.I.

2016 HONORS LIST

DT Woody Baron

ACC Player of the Week at DL, Pro Football Focus (11/8)
ACC Defensive Line Player of the Week, ACC (10/24)

S Chuck Clark

Bednarik Award Preseason Watch List
ACC Preseason Third Team Defense, Athlon Sports
Reese's Senior Bowl Watch List

Offensive Coordinator Brad Cornelsen

Offensive coordinator Coach of the Week, CoachingSearch.com (10/30)

LB Tremaine Edmunds

ACC Defensive Linebacker Player of the Week, ACC (10/24)

ROV Terrell Edmunds

ACC Defensive Back Player of the Week, ACC (10/24)

DE Ken Ekanem

ACC Defensive Line Player of the Week, ACC (9/26)
Nagurski Trophy Preseason Watch List
ACC Preseason Second Team Defense, Athlon Sports
Reese's Senior Bowl Watch List

QB Jerod Evans

Davey O'Brien National Quarterback of the Year Semifinalist (11/10)
ACC X-factor of the Week, Southern Pigstaff.com (10/30)
Davey O'Brien "Great 8" Quarterback of the Week (10/30)
Manning Award Star of the Week, sponsored by Allstate Sugar Bowl (10/24)
Davey O'Brien "Great 8" Quarterback of the Week (10/24)
Maxwell Award Watch List addition (10/19)
Manning Award Watch List addition, sponsored by Allstate Sugar Bowl (10/12)
Manning Award Star of the Week, sponsored by Allstate Sugar Bowl (9/29)
Earl Campbell Tyler Rose Award, Player of the Week Honorable Mention (9/27)
Earl Campbell Tyler Rose Award, Player of the Week Honorable Mention (9/20)

CB Brandon Facyson

ACC Preseason Fourth Team Defense, Athlon Sports

WR Isaiah Ford

ACC Player of the Week at WR, Pro Football Focus (9/7)
Herbie Nominee: Best Kept Secret
All-ACC Preseason Football Team
Biletnikoff Award Preseason Watch List
Maxwell Award Preseason Watch List
Preseason All-America Second Team, Athlon Sports
ACC Preseason First Team Offense, Athlon Sports

Defensive Coordinator Bud Foster

Linebackers Coach of the Week, CoachingSearch.com (10/16)
Defensive Coordinator of the Week, Athlon Sports (10/9)

Head Coach Justin Fuente

George Munger Collegiate Coach of the Year Semifinalist (11/18)
ESPN Midseason Coach of the Year via Mark Schlabach (10/19)
CampusInsiders Midseason Coach of the Year via Jonathan Bass (10/21)

C Eric Gallo

Rimington Trophy Preseason Watch List

TE Bucky Hodges

John Mackey Award Semifinalist (11/14)
John Mackey Tight End of the Week, Honorable Mention (11/1)
John Mackey Tight End of the Week (10/26)
John Mackey Award Midseason Watch List

John Mackey Award Preseason Watch List

ACC Preseason Second Team Offense, Athlon Sports

OL Jonathan McLaughlin

ACC Preseason Fourth Team Offense, Athlon Sports

RB Travon McMillian

Maxwell Award Preseason Watch List
ACC Preseason Third Team Offense, Athlon Sports

LB Andrew Motuapuaka

Team of the Week honoree, Pro Football Focus (10/11)

Tech Offensive Line

Joe Moore Midseason Honor Roll (10/12)

P Mitchell Ludwig

National Punter of the Week, Pro Football Focus (10/25)

FB Sam Rogers

Reese's Senior Bowl participant (11/14)
Midseason All-America Team, Pro Football Focus (10/27)
Dante Hall Award Watch List

Herbie Nominee: Unsung Hero

Preseason FBS Second Team All-American, Football Gameplan

Wuerffel Trophy Preseason Watch List

Reese's Senior Bowl Watch List

Coach James Shibest

Special Teams Coordinator of the Week, CoachingSearch.com (9/25)

K Joey Slye

ACC Specialist of the Week (10/31)

ACC Special Teams Player of the Week, Southern Pigstaff.com (10/30)

Groza Award Preseason Watch List

DB Greg Stroman

ESPN.com's midseason All-ACC team, via Andrea Adelson (10/19)

ACC Player of the Week at DB, Pro Football Focus (9/7)

OL Wyatt Teller

National Player of the Week at Guard, Pro Football Focus (11/8)

Outland Trophy Preseason Watch List

ACC Preseason Third Team Offense, Athlon Sports

DT Ricky Walker

ACC Player of the Week at DL, Pro Football Focus (11/8)

Italics = preseason honor

HOKIES ARE STREAK STOPPERS

Significant Winning Streaks Stopped By Tech

The Hokies have ended some significant win streaks by teams over the years and added one more this season with their victory at North Carolina this year. Check out the streak stoppers below.

Streak	School	Tech win	When
39 regular win streak	#2 Miami	31-7	Nov. 1, 2003
29 home non-con win streak	#19 Texas A&M	13-3	Sept. 21, 2002
25 regular win streak	#8 Ohio State	35-21	Sept. 6, 2014
9 unbeaten streak	#9 Texas	28-10	Dec. 31, 1995
9 home win streak	#17 North Carolina	34-3	Oct. 8, 2016

HOKIES UNVEIL NEW EQUIPMENT TRUCK

The latest addition to the Virginia Tech football roster rolled into Blacksburg Aug. 31 morning on 18 wheels. In partnership with Lawrence Transportation, this 53-foot-long semi trailer will transport tons of equipment, gear and supplies as the Hokies travel this year.

Conder Flag Company of Roanoke performed the wrapping of the trailer that features the same updated graphics and wordmarks featured prominently in the Hokies' football facility.

Head coach Justin Fuente's signature terms Hard Smart Tough are also part of the trailer design. It took approximately 16 hours to complete the wrap process over a two-week period.

According to Tech's associate director of equipment services, Sam Nichols, the trailer features LED interior lighting, a 4,000-pound liftgate and walking boards.



LANE STADIUM

A TRUE HOMEFIELD ADVANTAGE



NO. 1

Best Homefield Advantage in College Football (Rivals.com)

Lane Stadium doesn't blow people away by the brute strength of a massive stadium, but with knowledgeable fans that always reach a frenzied pitch at the right time, the Hokies make the most of their numbers.

Every good stadium has at least one end designed for deafening noise levels, and the enclosed South End Zone at Lane Stadium fits the bill perfectly. Holding more than 11,000 screaming Virginia Tech fans, the section amplifies noise and renders audibles useless. That's not to mention the isolation factor. With the nearest major airport nearly 45 minutes away, opponents' fans are never out in force at Lane Stadium.

NO. 2

Best College Football Town in America (USA Today Survey)

NO. 2

Scariest Venue for Opposing Teams (ESPN the Magazine)

The two loudest places I've ever seen a game are Lane Stadium and the Orange Bowl, but the Hokies' home crowd is a lot more consistent. The whole place rocks when they crank up "Enter Sandman." I remember watching a decent BC team go there on a Thursday night and completely melt down.

NO. 2

Best Entrances in College Football (Sports Illustrated)

This entrance is one of the purest slices of Americana you will ever experience.

NO. 6

College Football Stadium & Tailgate Fans Should Visit Before They Die (Bleacher Report)

NO. 7

Loudest College Football Stadium (Bleacher Report)

LANE STADIUM FAST FACTS

Capacity	66,233
Seasons.....	52nd in 2016
Inaugural Season.....	1965
Construction Began.....	April 1964
New Press Box/West Side Completed.....	2006
South End Zone Expansion Completed...	2002
Longest Tech Win Streak.....	16 games
.....	(9/4/99 – 10/13/01)
Elevation Above Sea Level.....	2,057 feet

LANE STADIUM - HOME OF THE HOKIES

Rising high into the mountainous sky of the New River Valley, Virginia Tech's Lane Stadium enters its 51st year of football competition in 2015. The Tech football team has enjoyed over two decades of success, going to 23 straight bowl games and winning 10 or more games eight straight seasons from 2004-11. A big part of that success is the home-field advantage the Hokies enjoy at Lane Stadium/Worsham Field.

Sitting at roughly 2,057 feet above sea level, the stadium is the second-highest among all FBS schools in the eastern United States, trailing only Appalachian State (3,300). Completed in 1965, Lane Stadium/Worsham Field has gone through numerous changes, renovations and additions. But through it all, it has always been regarded as one of the finest places to watch – and toughest places for opponents to play – a college football game.

THE HOKIE STONE

Before each home football game, Virginia Tech football players and coaching staff enter Lane Stadium through a tunnel. On the stadium-side entrance to Worsham Field, they pass beneath a Hokie Stone, which they touch for good luck and is flanked by these words: "For those who have passed. For those to come ... Reach for Excellence."

ENTER SANDMAN

The history behind Virginia Tech's use of Metallica's "Enter Sandman" started during the 2000 season. That summer Tech added a new scoreboard to Lane Stadium and the athletics marketing team decided to use the scoreboard for an entrance video. The group considered "Welcome to the Jungle" by Guns N' Roses and "Sirius" by the Alan Parsons Project before settling on "Enter Sandman." It has been the entrance song for the Hokies ever since.

MILESTONE GAMES

	DATE	OPPONENT	RESULT
Inaugural Game & Win	10/2/65	William & Mary	W 9-7
First Televised Game	10/29/66	Florida State	W 23-21
First Night Game	11/25/82	Virginia	W 21-14
First Win Under Beamer	10/3/87	Navy	W 31-11
First ESPN Game	11/24/90	Virginia	W 38-13
Worsham Field Dedicated	9/5/92	James Madison	W 49-10
First BIG EAST Game	9/26/92	West Virginia	L 16-7
First BIG EAST Win	10/16/93	Temple	W 55-7
100th Win	9/22/94	West Virginia	W 34-6
First Thursday Night Game	9/22/94	West Virginia	W 34-6
Program's 1,000th Game	9/4/99	James Madison	W 47-0
First College Gameday Appearance	10/16/99	Syracuse	W 62-0
First ACC Game & Win	9/18/04	Duke	W 41-17
200th Win	10/13/12	Duke	W 41-20
Beamer's Final Home Win	10/9/15	N.C. State	W 28-13
Beamer's Final Home Game	11/21/15	North Carolina	L 30-27 OT
300th Game	11/20/16	Miami	W, 37-16

VIRGINIA TECH INDOOR PRACTICE FACILITY



2 737 jets can fit inside the building (nose to tail)



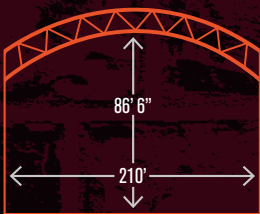
26,500 Square feet of glass and translucent panels, which is just over half an acre



11,213 Square feet of Hokie Stone on the facade

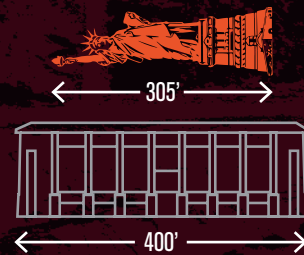
1,200 Tons of specially engineered steel were utilized

Over 86 feet from the field to the bottom of the truss — a must for the kicking game!



86 feet 6 inches

The Statue of Liberty could easily fit inside the facility



60,000

Square feet of precast concrete panels with the majority of weighing over

18 TONS

7,905,108

Cubic feet of space, enough room to fill

89 OLYMPIC POOLS

8

Porticoes feature the same values as the eight pylons of Virginia Tech's War Memorial: Brotherhood, Honor, Leadership, Sacrifice, Service, Loyalty, Duty and Ut Prosim



HOKIES ON CURRENT NFL ROSTERS - 15

(as of Nov. 21, 2016)

OL	Nick Becton (IR)	Chicago
T	Duane Brown	Houston
S	Kam Chancellor	Seattle
S	Antone Exum, Jr. (IR)	Minnesota
CB	Brandon Flowers	San Diego
CB	Kendall Fuller	Washington
WR	Corey Fuller	Detroit
CB	Kyle Fuller (IR)	Chicago
OT	Laurence Gibson (PS)	N.Y. Giants
CB	DeAngelo Hall (IR)	Washington
LB	Dadi Nicolas	Kansas City
G	Vinston Painter	Washington
WR	Eddie Royal	Chicago
DE	Darryl Tapp	New Orleans
QB	Tyrod Taylor	Buffalo

IR - Injured Reserve
PS - Practice Squad
PUP - Reserve/Physically unable to perform

NFL WEEK 11 HIGHLIGHTS

There are currently 15 Hokies on NFL rosters in 2016. Below are some of their efforts during the 11th week of the NFL season.

Duane Brown – Houston Texans

- Brown and the Texans face Oakland on Monday Night Football in Mexico.

Kam Chancellor – Seattle Seahawks

- Chancellor finished third on the team in tackles for the second straight week, as Seattle picked up its seventh win of the season over Philadelphia, 26-15, on Sunday. He also defended two passes, recording one interception, his first of the year. Chancellor now has 11 interceptions on his career.

Brandon Flowers - San Diego Chargers

- Flowers and the Chargers were on a BYE.

Kendall Fuller – Washington Redskins

- Fuller recorded four tackles, including two solo stops, in Washington's 42-24 win over Green Bay.

Eddie Royal – Chicago Bears

- Royal saw action in Chicago's 22-16 loss at the New York Giants on Sunday, recording two receptions for 13 yards.

Darryl Tapp – New Orleans Saints

- Tapp tallied three tackles in New Orleans' 23-20 loss at Carolina.

Tyrod Taylor – Buffalo Bills

- Taylor went 19-for-27, completing 70.4 percent of passes for a total of 166 yards in Buffalo's 16-12 win at Cincinnati. He also rushed for 39 yards in the team's first victory since week six.

THE REAL #DBU

No school can boast more career INTs by active NFL defensive backs than Virginia Tech. Below are the most current numbers as of games played entering Nov. 21.

1. Virginia Tech.....81
2. South Carolina.....69
3. Florida.....65
4. Texas.....62
5. Alabama.....61

ACTIVE HOKIES INTS

DeAngelo Hall	43
Brandon Flowers	21
Kam Chancellor	11
Kyle Fuller	6

TWO-TIME NFL COACH OF THE YEAR

Bruce Arians took a long and winding path before finally becoming an NFL head coach. This former Tech quarterback has a penchant for getting the best out of passers at the pro level with his notable pupils including Super Bowl champions Peyton Manning and Ben Roethlisberger, as well as the likes of Carson Palmer and Andrew Luck.

BRUCE ARIANS

Quarterback – Virginia Tech (1972-74)

Head Coach – Arizona Cardinals (2013-present)

- Associated Press NFL Coach of the Year – Indianapolis Colts (2012)
- Associated Press NFL Coach of the Year – Arizona Cardinals (2014)



Bruce Arians pictured (left) as a Virginia Tech quarterback, and most recently as head coach of the Arizona Cardinals, proudly sporting his Hokies' swag.

OTHER HOKIES IN NFL ROLES

Malcolm Blacken	Washington	Director of Player Development
Eugene Chung	Philadelphia	Assistant O-Line/Tight Ends/Run Game
Keith Gray	Philadelphia	Assistant Strength & Conditioning
Anthony Midget	Houston	Assistant Secondary
Chris Peduzzi	Philadelphia	Head Athletic Trainer
Nick Rapone	Arizona	Defensive Backs
Nick Sorensen	Seattle	Asst. Special Teams/Asst. DBs
Todd Washington	Baltimore	Assistant Offensive Line



EUGENE CHUNG



Unofficial Depth Chart

DEFENSE

FS
19 Clark
 6-0 • 205 • Sr.
23 Greene
 5-10 • 196 • r-Sr.

ROVER
22 Te. Edmunds
 6-2 • 210 • r-So.
20 Newsome
 5-11 • 193 • r-Jr.

RCB
3 Stroman
 6-0 • 180 • Jr.
 -OR-
36 Alexander
 6-3 • 193 • So.

LCB
31 Facyson
 6-2 • 197 • r-Jr.
36 Alexander
 6-3 • 193 • So.

WHIP
6 Reynolds
 6-0 • 183 • So.
24 Shegog
 6-2 • 213 • r-Jr.

MLB
54 Motuapuaka
 6-0 • 233 • r-Jr.
56 Huelskamp
 6-1 • 222 • r-Jr.

LOLB
49 Tr. Edmunds
 6-5 • 236 • So.
14 Beckett
 5-10 • 214 • Fr.

RDE
4 Ekanem
 6-3 • 260 • r-Sr.
94 Hill
 6-3 • 240 • r-Fr.

NT
60 Baron
 6-2 • 280 • Sr.
98 Walker
 6-2 • 282 • r-So.

DT
8 N. Williams
 6-2 • 297 • r-Sr.
97 Settle
 6-3 • 328 • r-Fr.

LDE
99 Mihota
 6-5 • 264 • r-So.
43 Dooley
 6-5 • 252 • r-Jr.

OFFENSE

WR
1 Ford
 6-2 • 195 • Jr.
15 Bradshaw
 6-1 • 202 • r-So.

LT
69 Nijman
 6-7 • 300 • So.
79 T. Smith
 6-3 • 295 • r-Fr.

LG
57 Teller
 6-5 • 308 • r-Jr.
58 Pettit
 6-3 • 298 • r-So.

C
64 Gallo
 6-2 • 295 • Jr.
61 Chung
 6-3 • 290 • r-Jr.

RG
72 Conte
 6-6 • 305 • r-Sr.
74 Pfaff
 6-5 • 293 • r-So.

RT
71 McLaughlin
 6-5 • 294 • Sr.
67 Osterloh
 6-8 • 326 • r-Jr.

WR
7 Hodges
 6-7 • 245 • r-Jr.
88 Deablo
 6-3 • 208 • Fr.

WR
5 Phillips
 6-0 • 199 • Jr.
86 Carroll
 5-8 • 167 • r-So.

RB
45 Rogers
 5-11 • 230 • Sr.
34 McMillian
 6-0 • 205 • r-So.

QB
4 Evans
 6-3 • 238 • Jr.
9 Motley
 6-4 • 230 • r-Sr.

TE
85 Cunningham
 6-2 • 236 • r-Fr.
82 Burke
 6-3 • 255 • r-Fr.

SPECIALISTS

K	P	KR	PR	KO	H	PS	KS
46 Slye 5-11 • 210 • Jr. 93 Johnson 6-1 • 161 • Fr.	90 Ludwig 5-11 • 198 • r-Jr. 46 Slye 5-11 • 210 • Jr.	3 Stroman 6-0 • 180 • Jr. 23 Greene 5-10 • 196 • r-Sr.	3 Stroman 6-0 • 180 • Jr. 86 Carroll 5-8 • 167 • r-So.	46 Slye 5-11 • 210 • Jr. 93 Johnson 6-1 • 161 • Fr.	89 Bynum 6-4 • 233 • r-Fr. 86 Carroll 5-8 • 167 • r-So.	87 Taylor 6-1 • 220 • r-Jr. 89 Bynum 6-4 • 233 • r-Fr.	87 Taylor 6-1 • 212 • r-Jr. 89 Bynum 6-4 • 233 • r-Fr.

2016 VIRGINIA TECH FOOTBALL NUMERICAL

#	NAME	POS	#	NAME	VL	POS	HT	WT	YR	HOMETOWN	HS/LAST SCHOOL
36	Adonis Alexander	CB	1	Isaiah Ford	2	WR	6' 2"	195	Jr.	Jacksonville, Fla.	Trinity Christian
17	Jahque Alleyne	FS	2	Tyree Rodgers	-	DB	6' 1"	173	Fr.	Camden, N.J.	Camden Catholic
63	Daniel Bailey	OL	3	Greg Stroman	2	DB	6' 0"	180	Jr.	Bristow, Va.	Stonewall Jackson
35	Erikk Banks	CB	4	Ken Ekanem	3	DE	6' 3"	260	r-Sr.	Centreville, Va.	Centreville
60	Woody Baron	DT	4	Jerod Evans	-	QB	6' 3"	238	Jr.	Dallas, Texas	Mansfield
14	Tavante Beckett	LB	5	Cam Phillips	2	WR	6' 0"	199	Jr.	Laurel, Md.	DeMatha
40	Emmanuel Belmar	LB	6	Mook Reynolds	1	FS	6' 0"	183	So.	Greensboro, N.C.	Northern Guilford
27	Dominic Benson	WR	7	Bucky Hodges	2	TE	6' 7"	245	r-Jr.	Virginia Beach, Va.	Salem
42	Elisha Boyd	CB	8	Phil Patterson	-	WR	6' 2"	180	Fr.	Virginia Beach, Va.	Bayside
15	Jaylen Bradshaw	WR	8	Nigel Williams	3	DT	6' 2"	297	r-Sr.	Richmond, Va.	Benedictine
82	Xavier Burke	TE	9	Khalil Ladler	-	CB	5' 11"	183	Fr.	Stone Mountain, Ga.	IMG Academy
89	Wright Bynum	LS	9	Brenden Motley	2	QB	6' 4"	230	r-Sr.	Christiansburg, Va.	Christiansburg
52	Austin Cannon	OL	11	Jack Click	-	QB	6' 3"	218	r-Fr.	Glen Allen, Va.	Deep Run
36	Alden Carpenter	WR	11	Houshun Gaines	-	DE	6' 3"	248	r-Fr.	Rocky Mount, N.C.	Nash Central
86	C.J. Carroll	WR	12	Henri Murphy	-	WR	5' 10"	175	So.	Pine Bluff, Ark.	Dollarway
30	Eron Carter	LB	13	Chris Durkin	-	TE	6' 4"	223	r-So.	Poland, Ohio	Ursuline
65	Matt Christ	OL	14	Tavante Beckett	-	LB	5' 10"	214	Fr.	Chesapeake, Va.	Indian River
61	Kyle Chung	OL	15	Jaylen Bradshaw	-	WR	6' 1"	202	r-So.	Chesapeake, Va.	Oscar Smith
19	Chuck Clark	DB	16	Coleman Fox	-	RB	5' 11"	193	r-Fr.	Salem, Va.	Salem
11	Jack Click	QB	17	Jahque Alleyne	1	FS	6' 1"	177	So.	Virginia Beach, Va.	Ocean Lakes
72	Augie Conte	OL	17	Josh Jackson	-	QB	6' 1"	211	Fr.	Ann Arbor, Mich.	Saline
85	Chris Cunningham	TE	18	Raymon Minor	-	LB	6' 2"	231	r-So.	Ashland, Va.	Benedictine
39	Sean Daniel	WR	18	Chase Mummau	-	QB	6' 2"	183	Fr.	Mechanicsville, Va.	Lee-Davis
88	Divine Deablo	WR	19	Chuck Clark	3	DB	6' 0"	205	Sr.	Suffolk, Va.	King's Fork
52	Clay Dean	DL	20	Deon Newsome	2	S	5' 11"	193	r-Jr.	Hampton, Va.	Hampton
81	Samuel Denmark	WR	21	Reggie Floyd	-	DB	6' 0"	205	Fr.	Manassas, Va.	Stonewall Jackson
43	Seth Dooley	DE	22	Terrell Edmunds	1	ROV	6' 2"	210	r-So.	Danville, Va.	Dan River
13	Chris Durkin	TE	23	Der'Woun Greene	2	FS	5' 10"	196	r-Sr.	Portsmouth, Va.	Woodrow Wilson
22	Terrell Edmunds	ROV	24	Anthony Shegog	2	LB	6' 2"	213	r-Jr.	Stafford, Va.	North Stafford
49	Tremaine Edmunds	LB	26	Jovonn Quillen	-	DB	6' 0"	176	Fr.	Hampton, Va.	Hampton
4	Ken Ekanem	DE	27	Dominic Benson	-	WR	6' 2"	183	Fr.	Woodbridge, Va.	Woodbridge
4	Jerod Evans	QB	27	Shawn Payne	-	CB	6' 3"	192	So.	Chesterfield, Va.	L.C. Bird
31	Brandon Facyson	CB	28	Shai McKenzie	1	RB	5' 11"	215	r-So.	Washington, Pa.	Washington
21	Reggie Floyd	DB	28	Curtis Williams	-	CB	5' 9"	176	r-Jr.	Amelia, Va.	Amelia County
1	Isaiah Ford	WR	29	DuWayne Johnson	-	CB	6' 1"	185	r-Fr.	Washington, D.C.	H.D. Woodson
16	Coleman Fox	RB	30	Eron Carter	-	LB	6' 1"	231	Fr.	Palatka, Fla.	Palatka
47	Darius Fullwood	DE	30	Jordan Jefferson	-	WR	5' 8"	170	Fr.	Goochland, Va.	Goochland
11	Houshun Gaines	DE	31	Brandon Facyson	2	CB	6' 2"	197	r-Jr.	Newnan, Ga.	Northgate
37	Johnathan Galante	LB	32	Steven Peoples	1	FB	5' 9"	218	So.	Galax, Va.	Galax
64	Eric Gallo	OL	33	Deshawn McCleese	-	RB	5' 9"	180	r-Fr.	Chesapeake, Va.	Oscar Smith
23	Der'Woun Greene	FS	34	Travon McMillian	1	RB	6' 0"	205	r-So.	Woodbridge, Va.	C.D. Hylton
48	Daniel Griffith	LB	35	Erikk Banks	-	CB	5' 10"	185	r-Jr.	Coeburn, Va.	Eastside
80	Casey Harman	TE	35	Michael Santamaria	-	K	5' 9"	174	r-So.	Athens, Ga.	Athens Academy
41	Kevin Henry	CB	36	Adonis Alexander	1	CB	6' 3"	193	So.	Charlotte, N.C.	Independence
55	Jarrod Hewitt	DL	37	Johnathan Galante	1	LB	5' 9"	208	Sr.	Blacksburg, Va.	Christiansburg
94	Trevon Hill	DE	38	Alden Carpenter	-	ROV	6' 0"	189	r-Jr.	Leesburg, Va.	Tuscarora
7	Bucky Hodges	TE	39	Sean Daniel	-	WR	5' 9"	183	Fr.	Chesapeake, Va.	Oscar Smith
76	Jarrett Hopple	OL	39	Tyrone Thornton	-	DB	5' 9"	193	r-Fr.	Boston, Mass.	Newton South
75	Zachariah Hoyt	OL	40	Emmanuel Belmar	-	LB	6' 2"	228	Fr.	Suwanee, Ga.	Collins Hill
44	Tre Hubbard	LB	41	Kevin Henry	-	WR	5' 10"	165	Fr.	Greensboro, N.C.	Jireh Prep
56	Sean Huelskamp	LB	41	John Jennings	-	DB	5' 11"	165	So.	Clifton, Va.	Centreville
12	Josh Jackson	QB	41	Trey Skeens	-	FB	5' 11"	216	r-Fr.	Wytheville, Va.	George Wythe
56	T.J. Jackson	OL	42	Elisha Boyd	-	CB	6' 2"	185	r-So.	Newport News, Va.	Heritage
30	Jordan Jefferson	WR	42	Marshawn Williams	1	RB	6' 0"	227	r-So.	Hampton, Va.	Phoebus
41	John Jennings	DB	43	Seth Dooley	2	DE	6' 5"	252	r-Jr.	Salem, Va.	Glenvar
93	Brian Johnson	P	44	Tre Hubbard	-	LB	5' 11"	233	Fr.	Virginia Beach, Va.	Ocean Lakes
29	DuWayne Johnson	CB	45	Sam Rogers	3	RB	5' 11"	230	Sr.	Mechanicsville, Va.	Hanover
50	Patrick Kearns	OL	46	Joey Slye	2	K	5' 11"	210	Jr.	Stafford, Va.	North Stafford
68	Connor Kish	OL	47	Darius Fullwood	-	DE	6' 3"	252	r-Fr.	College Park, Md.	Our Lady of Good Counsel
70	Kevin Kish	OL	48	Daniel Griffith	-	LB	6' 0"	216	Fr.	Suffolk, Va.	Nansemond-Suffolk Academy
61	Joe Koshuta	LB	48	D.J. Reid	-	RB	6' 1"	235	r-So.	Chester, Va.	Thomas Dale
83	Eric Kumah	WR	49	Tremaine Edmunds	1	LB	6' 5"	236	So.	Danville, Va.	Dan River
9	Khalil Ladler	CB	50	Patrick Kearns	-	OL	6' 5"	288	Fr.	Adairsville, Ga.	Darlington School
87	Bodhi Long	LS	51	Hundley McCurry	-	LS	5' 11"	190	Fr.	Summerville, S.C.	Summerville
90	Mitchell Ludwig	P	52	Austin Cannon	-	OL	6' 2"	302	Fr.	Mechanicsville, Va.	Atlee
33	Deshawn McCleese	RB	52	Clay Dean	-	DL	6' 2"	260	Fr.	Purcellville, Va.	Woodgrove

#	NAME	POS	#	NAME	VL	POS	HT	WT	YR	HOMETOWN	HS/LAST SCHOOL
51	Hundley McCurry	LS	53	Wayne Mutter	-	P	5' 9"	160	Sr.	Grundy, Va.	Grundy
28	Shai McKenzie	RB	53	Trent Young	1	LB	5' 10"	214	r-So.	Richmond, Va.	Douglas Freeman
71	Jonathan McLaughlin	OL	54	Andrew Motuapuaka	2	LB	6' 0"	233	r-Jr.	Virginia Beach, Va.	Salem
34	Travon McMillian	RB	55	Jarrold Hewitt	-	DL	6' 1"	299	Fr.	Venice, Fla.	Venice
99	Vinny Mihota	DL	56	Sean Huelskamp	2	LB	6' 1"	222	r-Jr.	Centreville, Va.	Chantilly
18	Raymon Minor	LB	56	T.J. Jackson	-	OL	6' 6"	324	Fr.	Cumberland, Va.	Cumberland County
66	Billy Ray Mitchell	OL	57	Wyatt Teller	2	OL	6' 5"	308	r-Jr.	Bealeton, Va.	Liberty
95	Chaska Moon	LS	58	Colt Pettit	-	OL	6' 3"	298	r-So.	Deshler, Ohio	Patrick Henry
77	Demetri Moore	OL	58	Zack Treser	-	LB	6' 5"	225	r-Fr.	Blacksburg, Va.	Blacksburg
9	Brenden Motley	QB	60	Woody Baron	3	DT	6' 2"	280	Sr.	Nashville, Tenn.	Brentwood Academy
54	Andrew Motuapuaka	LB	61	Kyle Chung	-	OL	6' 3"	290	r-Jr.	Ponte Vedra Beach, Fla.	Ponte Vedra
18	Chase Mummau	QB	61	Joe Koshuta	-	LB	6' 1"	255	r-Fr.	Vienna, Va.	Madison
12	Henri Murphy	WR	62	D'Andre Plantin	-	OL	6' 5"	295	r-Fr.	Norcross, Ga.	Norcross
53	Wayne Mutter	P	63	Daniel Bailey	-	OL	6' 3"	301	r-Fr.	Abingdon, Va.	Abingdon
20	Deon Newsome	S	64	Eric Gallo	2	OL	6' 2"	295	Jr.	Richboro, Pa.	Council Rock South
69	Yosuah Nijman	OL	65	Matt Christ	-	OL	6' 3"	274	r-Fr.	Sterling, Va.	Dominion
67	Parker Osterloh	OL	66	Billy Ray Mitchell	-	OL	6' 4"	285	r-So.	Westwood, N.J.	Paramus Catholic
8	Phil Patterson	WR	67	Parker Osterloh	1	OL	6' 8"	326	r-Jr.	Williamsburg, Va.	Warhill
27	Shawn Payne	CB	68	Connor Kish	-	OL	6' 2"	280	r-Fr.	Oceanside, Calif.	El Camino
32	Steven Peoples	FB	69	Yosuah Nijman	1	OL	6' 7"	300	So.	Maplewood, N.J.	Columbia
58	Colt Pettit	OL	70	Kevin Kish	-	OL	6' 2"	286	r-Fr.	Oceanside, Calif.	El Camino
74	Braxton Pfaff	OL	71	Jonathan McLaughlin	3	OL	6' 5"	294	Sr.	Mauldin, S.C.	Mauldin
5	Cam Phillips	WR	72	Augie Conte	3	OL	6' 6"	305	r-Sr.	Richmond, Va.	Blessed Sacrament Huguenot
62	D'Andre Plantin	OL	74	Braxton Pfaff	-	OL	6' 5"	293	r-So.	Lynchburg, Va.	Liberty Christian Academy
26	Jovonn Quillen	DB	75	Zachariah Hoyt	-	OL	6' 5"	285	Fr.	Salem, Va.	Salem
48	D.J. Reid	RB	76	Jarrett Hoppole	-	OL	6' 7"	293	Fr.	Suffolk, Va.	Nansemond River
92	Matt Reinhart	LB	77	Demetri Moore	-	OL	6' 6"	303	Jr.	Fairborn, Ohio	Huffman
6	Mook Reynolds	FS	79	Tyrell Smith	-	OL	6' 3"	295	r-Fr.	North Brunswick, N.J.	Don Bosco Prep
2	Tyree Rodgers	DB	80	Casey Harman	-	TE	6' 3"	245	r-Fr.	Swords Creek, Va.	Honaker
90	Dalton Roe	DT	81	Samuel Denmark	-	WR	6' 0"	183	Fr.	Hanahan, S.C.	Huger
45	Sam Rogers	RB	82	Xavier Burke	-	TE	6' 3"	255	r-Fr.	Lawrenceville, Va.	Brunswick
35	Michael Santamaria	K	83	Eric Kumah	-	WR	6' 2"	210	Fr.	Woodbridge, Va.	Forest Park
97	Tim Settle	DT	85	Chris Cunningham	-	TE	6' 2"	236	r-Fr.	Jacksonville, Fla.	Atlantic Coast
24	Anthony Shegog	LB	86	C.J. Carroll	-	WR	5' 8"	167	r-So.	Olney, Md.	Our Lady of Good Counsel
41	Trey Skeens	FB	87	Bodhi Long	-	WR	6' 3"	200	Fr.	Richmond, Va.	Douglas Freeman
46	Joey Slye	K	87	Colton Taylor	1	LS	6' 1"	220	r-Jr.	Salem, Va.	Salem
79	Tyrell Smith	OL	88	Divine Deablo	-	WR	6' 3"	208	Fr.	Winston-Salem, N.C.	Mount Tabor
91	Steve Sobczak	DT	89	Wright Bynum	-	LS	6' 4"	233	r-Fr.	Columbia, S.C.	Ben Lippen
3	Greg Stroman	DB	89	Devin Wilson	-	WR	6' 3"	206	Jr.	McKees Rocks, Pa.	Montour
87	Colton Taylor	LS	90	Mitchell Ludwig	2	P	5' 11"	198	r-Jr.	Abingdon, Va.	Abingdon
96	Jimmie Taylor	DE	90	Dalton Roe	-	DT	6' 1"	263	r-Jr.	Williamsburg, Va.	Jamestown
57	Wyatt Teller	OL	91	Steve Sobczak	-	DT	6' 1"	287	r-So.	Milford, Va.	Massaponax
39	Tyrone Thornton	DB	92	Matt Reinhart	-	LB	6' 2"	228	r-Fr.	Shoemakersville, Pa.	Berks Catholic
58	Zack Treser	LB	92	Robert Warfel	-	K	5' 10"	164	Sr.	Woodgrove, Va.	Paeonian Springs
98	Ricky Walker	DT	93	Brian Johnson	-	P	6' 1"	161	Fr.	Washington, D.C.	Gonzaga
92	Robert Warfel	K	94	Trevon Hill	-	DE	6' 3"	240	r-Fr.	Virginia Beach, Va.	Salem
28	Curtis Williams	CB	95	Chaska Moon	-	LS	5' 10"	227	r-Fr.	Wake Forest, N.C.	Wake Forest
42	Marshawn Williams	RB	96	Jimmie Taylor	-	DE	6' 2"	240	Fr.	Jacksonville, N.C.	Southwest-Onslow
8	Nigel Williams	DT	97	Tim Settle	-	DT	6' 3"	328	r-Fr.	Manassas, Va.	Stonewall Jackson
89	Devin Wilson	WR	98	Ricky Walker	1	DT	6' 2"	282	r-So.	Hampton, Va.	Bethel
53	Trent Young	LB	99	Vinny Mihota	1	DL	6' 5"	264	r-So.	Fredericksburg, Va.	Massaponax

STATS / BOX SCORES / SPECIALTY STATS / PLAYER PAGES / VIRGINIA TECH / TEAM NOTES / COACH FUENTE

IN-GAME STAFF

ON THE FIELD

Justin Fuente Head Coach
 Bud Foster Assoc. Head Coach/
 Defensive Coordinator/Linebackers
 Charley Wiles Defensive Line
 Vance Vice Offensive Line
 James Shibes Special Teams/Tight Ends
 Holmon Wiggins Wide Receivers
 Galen Scott Assistant HC/Safeties

IN THE PRESS BOX

Zohn Burden Running Backs
 Brad Cornelsen Offensive Coordinator/
 Quarterbacks
 Brian Mitchell Cornerbacks

PRONUNCIATION GUIDE

JAHQUE ALLEYE jah-KAY ALLEN
 ZOHN Burden (Coach) ZONN
 Augie CONTE CON-tee
 Brad CORNELSEN (Coach) CORNELL-son
 Terrell Edmunds tuh-RELL
 Ken EKANEM ee-CAN-um
 JEROD Evans juh-ROD
 Brandon FACYSON FAY-sun
 Johnathan GALANTE guh-LAHN-tay
 DER'WOUN Greene DARE-ee-on
 Sean HUELSKAMP HULES-camp
 DuWAYNE Johnson Dwayne
 Joe KOSHUTA CO-SHOOT-uh
 KHALIL Ladler kuh-LEAL

SHAI McKenzie SHY
 Travon McMILLIAN mick-MILL-en
 Vinny MIHOTA muh-HOE-ta
 Andrew MOTUAPUAKA
 mo-TOO-uh-poo-WAH-kuh
 Chase MUMMAU MOO-ma
 YOSUAH NIJMAN YOSH-u-ah NYJ-man
 Parker OSTERLOH OH-ster-low
 Colt PETTIT PEH-tit
 Braxton PFAFF FAFF
 Anthony SHEGOG shih-GOG
 James SHIBEST (Coach) SHE-best
 Steve SOBCZAK SOB-check



JEROD EVANS
QB | JR
4 | 6'3 | 238
DALLAS, TX



BRENDEN MOTLEY
QB | R-SR
9 | 6'4 | 230
CHRISTIANSBURG, VA

PASSING										RUSHING					
SEASON	GP	GS	EFFIC.	COMP	ATT	PCT.	YDS	TD	LNG	INT	ATT	YDS	AVG	LNG	TD
2016	11	11	156.95	210	327	64.2	2786	24	62	5	150	675	4.5	55	7

PASSING										RUSHING					
SEASON	GP	GS	EFFIC.	COMP	ATT	PCT.	YDS	TD	LNG	INT	ATT	YDS	AVG	LNG	TD
2013	1	0	0.00	0	0	0.0	0	0	0	0	0	0	0.0	0	0
2014	4	0	80.93	1	3	33.3	17	0	17	0	14	72	5.1	24	0
2015	10	6	128.85	92	164	56.1	1155	11	61	7	88	224	2.5	22	3
2016	6	0	62.92	7	17	41.2	44	0	12	0	15	92	6.1	26	2
Career	21	6	121.98	100	184	54.3	1216	11	61	7	117	388	3.3	26	5

- *Davey O'Brien Award Semifinalist*
- *Maxwell Award Watch List*
- *Manning Award Midseason Watch List*
- *Manning Award Star of the Week (9/26)*
- *Davey O'Brien Award "Great 8" performance (Week 8, Week 9)*
- Ranks second in the ACC and sixth in the Power Five with a 156.9 passer rating.
- Ranks third in the ACC with 31 total offensive TDs and ranks fourth with 24 TD passes.
- Ranks sixth in the Power Five with an 4.80 TD/INT ratio and ranks ninth with a 7.3 TD pct.
- His 24 TD passes are tied with Tyrod Taylor for the most in a single season in program history.
- Leads the team with 675 yards rushing.
- Tossed 118 consecutive passes without an INT - the fifth-longest streak at Tech in the past 30 seasons.
- Led the team with 67 rushing yards with a 23-yard TD run and threw for two TDs on 22 of 29 passing for 267 yards at Notre Dame (11/19).
- Threw for 316 yards on 32 of 45 passing and ran for 75 yards with two rushing TDs vs Georgia Tech (11/12).
- Had a team-high 83 rushing yards with a seven-yard TD run and 192 yards on 15 of 27 passing at Duke (11/5).
- Threw for a **career-high 403 yards** on 24 of 44 passing with two TD passes at Pitt (10/27).
- His 403-passing yard performance was only the second 400-yard passing game by a VT QB in the past 20 years.
- Passed for 259 yards with two passing TDs and rushed for a **career-high 98 yards** vs. Miami (10/20).
- Threw for 307 yards on 20 of 33 passing and led the team with 61 rushing yards at Syracuse (10/15).
- Had an one-yard rushing TD on a **season-high 21 attempts** and went 7 for 17 with two passing TDs at North Carolina (10/8).
- Threw for 282 yards on 13 of 20 passing and led the team with 97 yards on the ground, including a **career-long 55-yard TD run**, vs. East Carolina (9/24).
- Went 16 for 28 for 253 yards and five TD passes to go along with 48 yards on the ground vs. Boston College (9/17).
- Tied the program's single-game record with five TD passes first set by Bryan Randall at Syracuse (11/9/02).
- Completed 20 of 28 passes for 214 yards and TD pass vs. Tennessee (9/10).
- Is the only QB in Tech history to throw for at least 200 yards in his four starts.
- Set a school record with four touchdown passes for a Tech QB in his first start vs. Liberty (9/3) and also had a team-high 46 rushing yards.
- Won the starting job after a three-way quarterback battle in training camp.
- Is the first junior college quarterback to start for the Hokies in the modern era.
- Played the last two seasons at Trinity Valley CC after beginning his career at the Air Force Academy.
- **2015 Southwest Junior College Football Conference MVP.**
- **2015 First Team SWJFCF.**

- Replaced an injured Jerod Evans in the second half and rushed seven times for 24 yards at Pitt (10/27).
- Saw reserve duty at North Carolina (10/8).
- Rushed for 68 yards on eight attempts vs. East Carolina (9/24).
- Ran the ball twice for 37 yards and had his fourth career rushing TD vs. Boston College (9/17).
- Completed five of nine passes for 31 yards vs. Liberty (9/3).
- Started six games after QB Michael Brewer's injury vs. Ohio State (9/7/15) and went 3-3.
- **Set career-highs in attempts (35), completions (20), yards (281), rush attempts (19), rush yards (85) at ECU (9/26/15).**
- Went 14 for 23 for 136 yards and a touchdown and ran 11 times for 26 yards at Miami (10/17/15).
- Went 14 for 28 for 158 yards with a career-high three TD passes and ran nine times for 44 yards vs. NC State (10/9/15).
- Went 15 for 23 for 230 yards and two TDs at Purdue (9/19/15). Ran 15 times for 24 yards and a five-yard TD.



JOSH JACKSON
QB | FR
17 | 6'1 | 211
ANN ARBOR, MI

PASSING										RUSHING					
SEASON	GP	GS	EFFIC.	COMP	ATT	PCT.	YDS	TD	LNG	INT	ATT	YDS	AVG	LNG	TD
2016	0	0	0	0	0	0	0	0	0	0	0	0	0	0	0

- Rated as a 4-star recruit by ESPN Football Recruiting and the 184th player in the 2016 ESPN Top 300.
- Also ranked as the No. 9 dual-threat quarterback and the No. 4 player in the state by ESPN.
- Rivals listed him No. 22 by position and No. 12 overall in the state.
- Father, Fred Jackson, has been a football coach for more than 40 years, including 23 seasons at Michigan.
- Fred was an all-conference quarterback at Jackson State after leading the conference in passing as a senior.
- Brother, Jeremy, was a wide receiver at Michigan from 2010-13.



SAM ROGERS
RB | SR
45 | 5'11 | 230
MECHANICSVILLE, VA

RUSHING								RECEIVING				
SEASON	GP	GS	ATT	YDS	AVG	LONG	TD	NO	YDS	AVG	LONG	TD
2013	13	2	5	9	1.8	3	0	12	78	6.5	18	0
2014	13	6	32	140	4.4	17	0	20	230	11.5	26	1
2015	13	5	61	260	4.3	29	2	16	193	12.1	51	2
2016	11	9	46	164	3.6	9	0	17	222	13.1	52	3
CAREER	50	22	144	573	4.0	29	2	65	723	11.1	52	6

- *Reese's Senior Bowl participant*
- *Pro Football Focus Midseason All-American*
- *Dante Hall Award Watch List*
- *Herbie Nominee: Unsung Hero*
- *Wuerfel Trophy Preseason Watch List*
- *Reese's Senior Bowl Watch List*
- Rushed four times for 26 yards and had four receptions for 30 yard at Notre Dame (11/19).
- Carried the ball eight times for 22 yards at Duke (11/5).
- Caught two passes for a **career-best 72 yards** and tossed his first career TD pass for a 13-yard score to FB Steven Peoples vs. Miami (10/20).
- Rushed eight times for 21 yards at Syracuse (10/15).
- Caught a TD pass for the third consecutive game, a 22-yard reception, at North Carolina (10/8).
- Caught a four yard TD pass vs. Boston College (9/17).
- Caught three passes for 47 yards and a seven yard TD catch vs. Tennessee (9/10).
- Rushed for 23 yards on seven carries in the season-opener vs. Liberty (9/3)
- Had a **career-high 12 carries** for 52 yards and two catches for 36 yards vs. North Carolina (11/21/15).
- Had eight carries for a **career-best 57 yards** vs. NC State (10/9/15).



TRAVON MCMILLIAN
RB | R-SO
34 | 6'0 | 205
WOODBIDGE, VA

RUSHING							RECEIVING					
SEASON	GP	GS	ATT	YDS	AVG	LONG	TD	NO	YDS	AVG	LONG	TD
2015	13	7	200	1043	5.2	63	7	12	64	5.3	19	1
2016	11	6	124	568	4.6	69	4	9	81	9.0	22	2
CAREER	24	13	324	1611	5.0	69	11	21	145	6.9	22	3

- **Maxwell Award Preseason Watch List**
- **Athlon Sports Preseason Third Team Offense**
- Ranks 25th in program history with 1,611 career rushing yards.
- Turned in 72 yards rushing on 15 carries and a 14-yard TD run at Duke (11/5).
- Had a **season-high 131 rushing yards** on 18 carries vs. Miami (10/20).
- Led the team with 76 rushing yards on 17 carries and a rushing TD at North Carolina (10/8).
- Caught a 13-yard TD pass, his second receiving TD of the season, vs. East Carolina (9/24).
- Posted a 15-yard TD reception and a seven-yard TD run vs. Boston College (9/17).
- Rushed for 127 yards, including a **career-long 69-yard TD run**, on 14 carries vs. Tennessee (9/10), his fourth career 100-yard rushing game.
- Had 13 carries for 39 yards vs. Liberty (9/3).
- Had 16 carries for 81 yards and two touchdowns in the Independence Bowl vs. Tulsa (12/26/15).
- Had 29 carries for a **career-high 142 yards** and two touchdowns and one catch for two yards vs. Duke (10/24/15).
- Had a **career-high 33 carries** for 105 yards at Boston College (10/31/15).



ISAIAH FORD
WR | JR
1 | 6'2 | 195
JACKSONVILLE, FL

RECEIVING							
SEASON	GP	GS	NO	YDS	AVG	LONG	TD
2014	13	11	56	709	12.7	33	6
2015	13	12	75	1164	15.5	75	11
2016	11	11	65	881	13.6	47	7
Career	37	34	196	2754	14.1	75	24

- **2016 Preseason All-ACC**
- **Biletnikoff Award Preseason Watch List**
- **Maxwell Award Preseason Watch List**
- **Herbie Nominee: Best Kept Secret**
- Ranks third in the ACC with 80.1 receiving ypg and ranks tied for fourth with seven TD catches.
- His 24 career TD catches are the most among active ACC players and are the most in VT history, surpassing the previous mark of 22 held by Antonio Freeman.
- Ranks second all-time in career receiving yards at Tech with 2,754.
- Led the team with 86 receiving yards and seven catches at Notre Dame (11/19).
- Caught eight passes for 85 yards with a five-yard TD catch vs. Georgia Tech (11/12).
- Passed Jarrett Boykin for first on the Hokies' all-time receptions list with 189.
- Racked up a team-high 62 yards receiving on four catches at Duke (11/5).
- Had **10 catches** and **143 receiving yards, both season-highs**, with a TD reception and a career-long 26-yard rush at Pitt (10/27).
- Caught eight passes for 83 yards and had a 12-yard TD catch at Syracuse (10/15).
- Caught four passes for 117 yards and a 24-yard TD catch vs. East Carolina (9/24).
- Caught four passes for 91 yards and two TD catches for eight and 30 yards vs. Boston College (9/17).
- Caught 11 passes for 117 yards in the win vs. Liberty (9/3).
- Set a school record with 30 consecutive games with at least one reception (8/30/14-9/24/16).
- Had five straight games with a receiving TD (11/12/15-9/3/16), four straight 100-yard receiving games (11/21/15-9/3/16); both school records.
- Has eight career 100-yard receiving games.
- Set the school single-season record with 11 TD catches in 2015 (Andre Davis/Antonio Freeman, 9 TD catches).
- Set the school record for catches in a season with 75 (prev. Jarrett Boykin with 61 in 2011).
- First Virginia Tech player to have more than 1,000 receiving yards in a single season.
- Led the ACC in TD receptions (11), receiving yards and receiving yards per game in 2015.
- Set two **career-highs** and **program bowl game records** with **12 catches** and **227 yards** receiving in the Independence Bowl vs. Tulsa (12/26/15).
- Had a **career-best three TD catches** vs. NC State (10/9/15).



JAYLEN BRADSHAW
WR | R-SO
15 | 6'1 | 202
CHESAPEAKE, VA

RECEIVING							
SEASON	GP	GS	NO	YDS	AVG	LONG	TD
2016	7	0	3	25	8.3	10	0

- Caught three passes for 25 yards vs. East Carolina (9/24).
- Made his Tech debut in the season-opening victory over Liberty (9/3).
- Did not see playing time last season after redshirting as a true freshman.
- A first-team 6A all-state selection by VirginiaPreps at wide receiver.
- A 2013 American Family Insurance First-Team All-USA Virginia Football selection.
- Led South Hampton Roads' public school players in receiving during the regular season and finished with 65 catches for 1,102 yards and 18 touchdowns.



CAM PHILLIPS
WR | JR
5 | 6'0 | 199
LAUREL, MD

RECEIVING							
SEASON	GP	GS	NO	YDS	AVG	LONG	TD
2014	13	9	40	498	12.5	36	3
2015	13	10	49	582	11.9	60	2
2016	11	11	52	689	13.3	55	3
Career	37	30	141	1769	12.5	60	8

- Ranks fourth in the program's record book with 141 receptions and ranks 11th with 1,769 receiving yards.
- Ranks ninth in the ACC with 689 receiving yards and ranks eighth with 51 receptions.
- Caught six passes for 56 yards with a 16-yard TD catch at Notre Dame (11/19).
- Racked up a **career-high 10 catches** for 82 yards vs. Georgia Tech (11/12).
- Tallied three catches for 37 yards at Duke (11/5).
- Caught six passes for a **career-high 109 yards** and had a team-high 43 rushing yards at Pitt (10/27).
- Had seven catches for 64 yards vs. Miami (10/20).
- Had three catches for 83 yards at Syracuse (10/15).
- Had 42 all-purpose yards and recorded a tackle on special teams at North Carolina (10/8).
- Caught a 55-yard TD, blocked a punt and was credited with a half sack on a fake punt attempt vs. East Carolina (9/24).
- Had two receptions for 53 yards vs. Boston College (9/17).
- Matched his **career-high** with **seven receptions** for 77 yards vs. Tennessee (9/10).
- Caught five passes for 53 yards with a 23-yard TD in the season-opener vs. Liberty (9/3).
- Ranked second on the team in **receptions and receiving yards in 2015**.



C.J. CARROLL
WR | R-SO
86 | 5'6 | 167
OLNEY, MD

RECEIVING							
SEASON	GP	GS	NO	YDS	AVG	LONG	TD
2015	2	0	0	0	0	0	0
2016	11	1	17	253	14.9	62	0
Career	13	1	17	253	14.9	62	0

- Had three receptions with a **career-high 80 receiving yards** in his first career start at Notre Dame (11/19).
- Caught a **career-best five catches** and 65 receiving yards vs. Georgia Tech (11/12).
- Racked up 27 receiving yards on three catches at Duke (11/5).
- Had two catches and 33 receiving yards at Syracuse (10/15).
- Had 39 yards receiving including a 27-yard reception vs. Boston College (9/17).
- Rushed for 24 yards on two attempts and collected his first career catches vs. Liberty (9/3).
- Appeared in games vs. Furman (9/12/15) and at Purdue (9/19/15).
- Redshirted and worked on the scout team as a freshman.



BUCKY HODGES
TE | R-JR
7 | 6'7 | 245
VIRGINIA BEACH, VA

RECEIVING							
SEASON	GP	GS	NO	YDS	AVG	LONG	TD
2014	13	10	45	526	11.7	50	7
2015	13	13	40	530	13.3	46	6
2016	11	11	38	529	13.9	36	6
Career	37	34	123	1585	12.9	50	19

- **Mackey Award Semifinalist**
- **Mackey Award Midseason Tight End of the Week Honorable Mention (11/2)**
- **Mackey Award Midseason Watch List**
- **Mackey Award Preseason Watch List**
- **Athlon Sports Preseason Second Team Offense**
- Ranks sixth in program history with 123 receptions, ranks 12th with 1,585 receiving yards and ranks third with 18 career TD catches.
- Has started in 26 consecutive games, the longest active streak on the offense.
- Caught a seven-yard TD pass at Notre Dame (11/19).
- Caught two passes for 24 yards at Duke (11/5).
- Had six receptions and a **career-high 145 receiving yards** at Pitt (10/27).
- Caught a **career-high seven passes** for 66 yards and had two TD grabs vs. Miami (10/20).
- Had 79 receiving yards on five catches and had a 10-yard TD reception at Syracuse (10/15).
- Caught a game-long 28 yard pass at North Carolina (10/8).
- Caught two passes for 47 yards vs. East Carolina (9/24).
- Had four receptions for 48 yards vs. Boston College (9/17).
- Had three catches and four rushes for 22 yards vs. Tennessee (9/10), becoming the program's all-time tight end leader with 91 receptions.
- Registered his third career multi-TD receiving game with scoring grabs of 18 and 20 yards vs. Liberty (9/3).
- Set a **career-high with three touchdown catches** vs. Duke (10/24/15).



DIVINE DEABLO
WR | FR
88 | 6'3 | 208
WINSTON-SALEM, NC

RECEIVING							
SEASON	GP	GS	NO	YDS	AVG	LONG	TD
2016	11	0	1	8	8.0	8	0

- Forced a fumble and had two tackles wearing Frank Beamer's No. 25 on special teams at Pitt (10/27).
- Registered his first career reception for eight yards vs. East Carolina (9/24).
- Made his collegiate debut vs. Liberty (9/3).
- Rated as a 4-star recruit by ESPN and the 172nd player in the 2016 ESPN Top 300.
- Ranked the No. 9 player in the state of North Carolina and the No. 22 wide receiver in the country by ESPN.
- Rivals listed him No. 70 by position and No. 20 overall in the state.



CHRIS CUNNINGHAM
TE | R-FR
85 | 6'2 | 236
JACKSONVILLE, FL

RECEIVING							
SEASON	GP	GS	NO	YDS	AVG	LONG	TD
2016	10	1	5	43	8.6	13	3

- Caught an 11-yard TD pass at Pitt (10/27).
- Hauled in an 11-yard reception vs. Miami (10/20).
- Caught a two-point conversion at Syracuse (10/15).
- Had a one-yard TD catch at North Carolina (10/8).
- Had one reception for 13 yards vs. East Carolina (9/24).
- Caught his first career pass, a seven-yard TD reception, vs. Boston College (9/17).
- Saw duty at TE in his first career game vs. Liberty (9/3).
- Redshirted as a true freshman.
- Ranked as the No. 11 tight end in the country and the No. 104 player in his state by ESPN Recruiting Nation.
- Ranked as the No. 53 tight end in the country by 247Sports.
- Listed as the No. 45 tight end in the country by Scout.
- Majoring in property management.



XAVIER BURKE
TE | R-FR
82 | 6'3 | 255
LAWRENCEVILLE, VA

RECEIVING							
SEASON	GP	GS	NO	YDS	AVG	LONG	TD
2015	1	0	0	0	0	0	0
2016	6	0	0	0	0	0	0
Career	7	0	0	0	0	0	0

- Saw the field in Tech's victory vs. Liberty (9/3).
- Appeared in one game at East Carolina (9/26/15) and later redshirted.
- Signed with Virginia Tech in 2014, but spent a semester at Fork Union.
- Enrolled at Tech in January 2015.
- Rated the No. 7 Prep School Recruit in the country by the 247Sports Composite Rankings.
- Listed as the No. 1 prep tight end and the No. 3 prep player in Virginia by 247Sports.



JOEY SLYE
K | JR
46 | 5'11 | 210
STAFFORD, VA

FIELD GOALS											X-PTS	POINTS
SEASON	GAMES	MDE-ATT	PCT	1-19	20-29	30-39	40-49	50+	LNG	BLKD	MDE-ATT	
2014	13	20-28	71.4	0-0	10-10	6-8	4-6	0-4	49	2	33-34	93
2015	13	23-30	76.7	0-0	2-2	8-9	13-16	0-3	48	0	41-42	110
2016	11	19-24	79.2	0-0	11-11	7-8	1-4	0-1	47	1	41-42	98
Career	37	62-82	75.6	0-0	23-23	21-25	18-26	0-8	49	3	115-118	301

- **Lou Groza Award Preseason Watch List**
- **2015 Lou Groza Award Semifinalist**
- Six made FGs shy of tying Shayne Graham's school record of 68.
- Ranks fifth on the school's all-time scoring list with 301 career points.
- Made 2 for 2 on FGs, including the go-ahead FG from 20 yards, at Notre Dame (11/19).
- Set **career-highs** with **six made FGs** and **21 points**, a program single-game record, at Pitt (10/27).
- His six made FGs at Pitt tied an ACC and program single game record.
- Went 3 for 4 on FGs, including a season-long 47 yarder, and 4 for 4 on PATs vs. Miami (10/20).
- Booted a 26 yard FG at Syracuse (10/15).
- Was 2 for 2 on FGs and 4 for 4 on extra points at North Carolina (10/8).
- Kicked a 20-field field goal and converted seven extra points, **matching his career-high** for the third time, vs. East Carolina (9/24).
- Went seven for seven on extra points vs. Boston College (9/17).
- Hit a 26-yard field goal and three PATs vs. Tennessee (9/10)
- Went two for three on field goals and four for four on extra points in the season-opening win vs. Liberty (9/3).
- Went two of two on field goals and a **career-best seven-of-seven on extra points** in the Independence Bowl vs. Tulsa (12/16/15).



MARSHAWN WILLIAMS
RB | R-SO
42 | 6'0 | 227
HAMPTON, VA

SEASON	GP	GS	RUSHING					RECEIVING				
			ATT	YDS	AVG	LONG	TD	NO	YBS	AVG	LONG	TD
2014	9	8	124	475	3.8	42	4	4	18	4.5	14	0
2016	9	0	59	244	4.1	19	2	1	2	2.0	2	0
CAREER	18	8	183	719	3.9	42	6	5	20	4.0	14	0

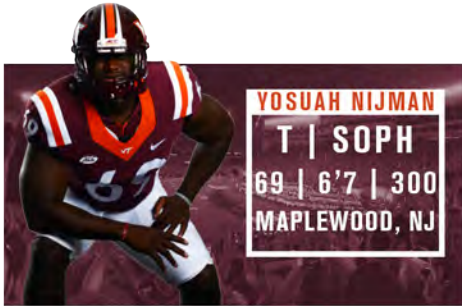
- Had eight carries for 28 yards at Notre Dame (11/19).
- Had a two-yard TD run at Pitt (10/27).
- Carried the ball six times for 28 yards vs. Miami (10/20).
- Rushed five times for 23 yards at Syracuse (10/15).
- Had 10 carries for 30 yards at North Carolina (10/8).
- Registered a six-yard TD run, his first since 2014, vs. East Carolina (9/24).
- Had 15 carries for 81 yards in his first appearance of the season vs. Boston College (9/17).
- Sat out 2015 as a redshirt.
- Rushed for a **career-best 119 yards** on 14 carries vs. Western Michigan (9/27/14).



MITCHELL LUDWIG
P | R-JR
90 | 5'11 | 198
ABINGDON, VA

PUNTING										
SEASON	GAMES	NO.	YDS	AVG	LONG	TB	FC	I-20	50+	
2016	11	52	2,000	38.5	61	2	24	23	8	

- Went over 2,000 punting yards and placed two punts inside the 20 at Notre Dame (11/19).
- Placed three punts inside the 20 at Pitt (10/27).
- Averaged a **season-best 47.6 yards per punt**, booted a **career-long 61 yard punt** and placed four balls inside the 20 vs. Miami (10/20).
- Averaged 41.6 yards per punt and placed two punt inside the 20 yard line at Syracuse (10/15).
- Had a career-long 58-yard punt with one touchback at North Carolina (10/8).
- Placed three punts inside the 20 vs. East Carolina (9/24).
- Punted four balls inside the 20-yard line vs. Boston College (9/17).
- Booted a 43-yard punt with two fair catches vs. No. 17 Tennessee (9/10).
- Averaged 39 yards per punt including a 52-yarder in his first game as a punter vs. Liberty (9/3).
- Did not see playing time last season.
- Joined the program as an invited walk-on.



YOSUAH NIJMAN
T | SOPH
 69 | 6'7 | 300
 MAPLEWOOD, NJ

SEASON	GP	GS
2015	12	0
2016	11	11
Career	23	11

- Made his 11th straight start at left tackle at Notre Dame (11/19).
- Started at left tackle vs. Tennessee (9/10).
- Registered his first-career start at left tackle vs. Liberty (9/3).
- Appeared in 12 games as a freshman.
- His parents are originally from Suriname, a country in South America.
- Was a top-flight shot put competitor at Columbia High School.



TYRELL SMITH
T | R-FR
 79 | 6'3 | 295
 NORTH BRUNSWICK, NJ

SEASON	GP	GS
2016	11	0

- Spent last season redshirting.
- A 2013 All-New Jersey second-team selection.
- A first-team all-state selection by the Star-Ledger following his senior season.
- A second-team all-state choice by MSG Varsity as a senior.
- Listed as the No. 27 prospect in New Jersey by Rivals coming out of high school.



COLT PETTIT
G | R-SO
 58 | 6'3 | 298
 DESHLER, OH

SEASON	GP	GS
2015	1	0
2016	11	2
Career	11	2

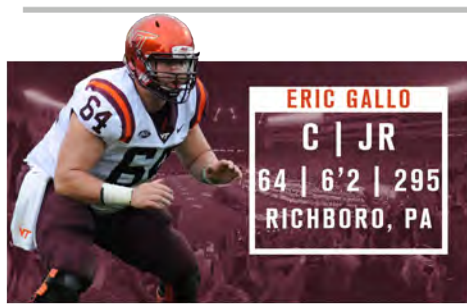
- Saw time at tight end wearing No. 80 at Notre Dame (11/19).
- Started at left guard vs. Tennessee (9/10).
- Registered his first career start at left guard vs. Liberty (9/3).
- Redshirted as a true freshman.
- Dressed for several games early on but sustained an injury in practice the week of the Georgia Tech game.
- Later underwent season-ending surgery on his left shoulder.
- Majoring in consumer studies.



WYATT TELLER
G | R-JR
 57 | 6'5 | 308
 BEALETON, VA

SEASON	GP	GS
2014	13	6
2015	13	12
2016	11	9
Career	37	27

- *Pro Football Focus National Guard of the Week*
- *Outland Trophy Preseason Watch List*
- *Athlon Sports ACC Preseason Third Team Offense*
- Started at left guard vs. Boston College (9/17).
- Played in all 13 games with 12 starts at left guard as a sophomore.



ERIC GALLO
C | JR
 64 | 6'2 | 295
 RICHBORO, PA

SEASON	GP	GS
2014	3	0
2015	13	13
2016	10	9
Career	26	22

- *Rimington Trophy Preseason Watch List*
- Started and played 13 games at center in 2015.
- Majoring in finance.



KYLE CHUNG
C | R-JR
 61 | 6'3 | 290
 PONTE VEDRA BEACH, FL

SEASON	GP	GS
2014	1	0
2015	4	1
2016	5	2
Career	10	3

- Saw time at guard at Notre Dame (11/19).
- Appeared at guard in the win at Duke (11/5).
- Made his second consecutive start at center vs. Boston College (9/17).
- Started at center vs. Tennessee (9/10)
- Made first career start vs. NC State (10/9/15).
- Father, Eugene, was an All-American offensive lineman at Virginia Tech and an NFL player who now coaches in the NFL with the Philadelphia Eagles



AUGIE CONTE
G | R-SR
 72 | 6'6 | 305
 RICHMOND, VA

SEASON	GP	GS
2013	5	0
2014	13	10
2015	13	13
2016	11	11
Career	42	34

- Has started in 24 consecutive games, tied for the second-longest streak on the offense.
- Started and played in all 13 games at right guard in 2015.



BRAXTON PFAFF
G | R-SO
 74 | 6'5 | 293
 LYNCHBURG, VA

SEASON	GP	GS
2014	1	0
2015	2	0
2016	8	0
Career	11	0

- Saw the field in the win vs. Liberty (9/3)
- Played in two games in 2015.



JON MCLAUGHLIN
T | SR
 71 | 6'5 | 294
 MAUDLIN, SC

SEASON	GP	GS
2013	13	13
2014	9	9
2015	13	13
2016	10	10
Career	45	45

- Athlon Sports ACC Preseason Fourth Team Offense**
- Has started all 10 games at right tackle this season.
- His 45 career starts are the most on the team.
- Has started in 23 consecutive games on the offensive line dating back to last season, tied for the second-longest streak on the offense.
- Started and played all 13 games at left tackle in 2015.



PARKER OSTERLOH
T | R-JR
 67 | 6'8 | 326
 WILLIAMSBURG, VA

SEASON	GP	GS
2014	5	0
2015	12	0
2016	6	0
Career	23	0

- Played in 12 games last season.
- Appeared on special teams in six games.



GREG STROMAN
DB | JR
3 | 6'0 | 180
BRISTOW, VA



CURTIS WILLIAMS
CB | R-JR
28 | 5'9 | 176
AMELIA, VA

SEASON	TACKLES						SACKS	PASS DEFENSE			PUNT RETURNS				
	GP	GS	UA	A	TTL	TFL-YDS		NO-YDS	INT	BU	PD	NO.	YDS	AVG	TD
2014	13	1	2	1	3	0.0-0	0	0	1	1	36	249	6.9	0	38
2015	13	6	16	8	24	0.5-1	0	0	2	5	31	241	7.8	1	67
2016	9	9	5	6	11	0.0-0	0	0	3	8	25	221	8.8	1	87
Career	35	16	23	15	38	0.5-1	0	0	5	14	92	711	7.7	2	87

- **Midseason ESPN.com All-ACC**
- DNP vs. Georgia Tech (11/12), at Notre Dame (11/19) due to an ankle injury.
- The only FBS player with 350 KO return yards, 175 punt return yards and multiple INTs.
- Leads the ACC with 25 punt returns and ranks second with 221 punt return yards.
- His 221 punt return yards ranks ninth in the FBS while his 460 KO return yards is tied for 35th.
- Ranks 14th in the FBS with 681 combined punt/KO return yards.
- Tied for third with 11 passes defended and tied fifth with three INTs in the ACC.
- Blocked a 30-yard FG attempt that was returned by CB Adonis Alexander for a 75-yard TD at Duke (11/5).
- Picked up a tackle and two pass breakups at Pitt (10/27).
- Had two tackles, a pass breakup and 90 KO return yards at Syracuse (10/15).
- Attempted the first two punts of his career to go along with an INT a **career-best three pass breakups** at North Carolina (10/8).
- Returned a punt **87 yards** for a TD, a **career-long** the third-longest in program history, and had a pass breakup vs. East Carolina (9/24).
- Had two tackles vs. Boston College (9/17).
- Averaged 21.2 yards per kick on returns vs. Tennessee (9/10).
- Set a **career-high with two interceptions** and had three passes defended vs. Liberty (9/3).
- Set a career-high with **132 punt return yards** in the Independence Bowl vs. Tulsa (12/21/15).
- Returned a **career-high of five punt returns** with four tackles in his start at Purdue (9/19/15).

SEASON	TACKLES						SACKS	PASS DEFENSE		
	GP	GS	UA	A	TTL	TFL-YDS		NO-YDS	INT	BU
2014	0	0	0	0	0	0	0	0	0	0
2015	1	0	0	0	0	0	0	0	0	0
2016	10	0	1	2	3	0.0-0	0	0	0	0
Career	11	0	1	2	3	0.0-0	0	0	0	0

- Had a tackle on special teams at Pitt (10/27).
- Recorded two tackles, the first of his career, vs. Boston College (9/17).
- Saw first action of the season and a fielded a punt vs. Liberty (9/3)
- Appeared in one game last season, his collegiate debut, against Furman (9/12/15).
- Majoring in building construction and real estate.



BRANDON FACYSON
CB | R-JR
31 | 6'2 | 197
NEWMAN, GA



TYREE RODGERS
DB | FR
2 | 6'1 | 173
CAMDEN, NJ

SEASON	TACKLES						SACKS	PASS DEFENSE		
	GP	GS	UA	A	TTL	TFL-YDS		NO-YDS	INT	BU
2013	12	9	20	7	27	2.0-8	0.0-0	5	8	13
2014	3	3	5	1	6	0.0-0	0.0-0	0	5	5
2015	13	10	20	11	31	1.0-1	0.0-0	0	10	10
2016	11	11	23	11	34	3.0-13	0.0-0	0	8	8
Career	39	33	68	30	98	6.0-22	0.0-0	5	31	36

- **Athlon Sports ACC Preseason Fourth Team Defense**
- **2013 Third Team All-ACC**
- Was in on a TFL vs. Georgia Tech (11/12).
- Had five tackles and a pass breakup at Duke (11/5).
- **Matched his career-high of five tackles** for a third time and had a TFL at Pitt (10/27).
- Had two tackles and forced a fumble vs. Miami (10/20).
- Tallied three tackles and two pass breakups at Syracuse (10/15).
- Had 0.5 TFL and forced a fumble at North Carolina (10/8).
- Tallied four tackles, a TFL and three pass breakups vs. Boston College (9/17).
- Had two tackles vs. Tennessee (9/10).
- Broke up two passes and had three tackles vs. Liberty (9/3).
- Collected two tackles, a pass breakup and pass defended vs. Ohio State (9/7/15).
- Made three tackles with a breakup and pass defended vs. Pittsburgh (10/3/15).
- Set **career-highs with four pass breakups and four passes defended** vs. NC State (10/9/15).

SEASON	TACKLES						SACKS	PASS DEFENSE		
	GP	GS	UA	A	TTL	TFL-YDS		NO-YDS	INT	BU
2016	0	0	0	0	0	0	0	0	0	0

- Rated as a three-star recruit by 247Sports, Scout and Rivals.
- Scout ranked him No. 2 by position in the state of New Jersey, while Rivals had him ranked the No. 21 overall athlete in the state and 247Sports has him No. 28.
- As a quarterback, threw for 1,569 yards and 13 touchdowns his senior season (to only six interceptions) and ran for 262 yards and four scores.
- On defense, had 16 tackles, five interceptions and four pass break-ups.



CHUCK CLARK
DB | SR
19 | 6'0 | 205
SUFFOLK, VA

SEASON	TACKLES						SACKS	PASS DEFENSE		
	GP	GS	UA	A	TTL	TFL-YDS		NO-YDS	INT	BU
2013	12	2	8	14	22	0.0-0	0.0-0	0	0	0
2014	13	11	50	23	73	8.5-21	1.5-9	1	11	12
2015	13	13	65	42	107	3.0-10	1.0-8	1	8	9
2016	11	11	41	33	74	2.5-5	0.0-0	0	2	2
Career	49	37	164	112	276	14.0-36	2.5-17	2	21	23

- *Bednarik Award Preseason Watch List*
- *Athlon Sports ACC Preseason Third Team Defense*
- *Reese's Senior Bowl Watch List*
- Ranks third on the squad and ranks 20th in the ACC with 74 tackles.
- Tallied eight total tackles and 0.5 TFL at Duke (11/5).
- Had seven total tackles and a TFL at Pitt (10/27).
- Ranked second on the team with nine total tackles vs. Miami (10/20).
- Recorded seven total tackles at Syracuse (10/15).
- Had three total tackles and a TFL at North Carolina (10/8).
- Had a team-best 11 tackles and a pass defended vs. East Carolina (9/24).
- Forced the first fumble of his career vs. Boston College (9/17).
- Registered his eighth straight game of five tackles or more after tallying eight vs. Tennessee (9/10).
- Tied for the team-high with seven total tackles vs. Liberty (9/3).
- Registered a **career-high of 13 tackles** vs. Furman (9/12/15).
- Made six tackles with a **career-high three passes defended** at Boston College (10/31/15).



DER'WOUN GREENE
FS | R-SR
23 | 5'10 | 196
PORSTMOUTH, VA

SEASON	TACKLES						SACKS	PASS DEFENSE		
	GP	GS	UA	A	TTL	TFL-YDS		NO-YDS	INT	BU
2013	13	0	5	3	8	0.0-0	0.0-0	0	1	1
2014	9	1	1	3	4	0.0-0	0.0-0	0	0	0
2015	11	0	5	3	8	0.0-0	0.0-0	0	0	0
2016	9	0	4	1	5	0.0-0	0.0-0	0	0	0
Career	42	1	15	10	25	0.0-0	0.0-0	0	1	1

- Had two tackles, both solo stops, at Notre Dame (11/19).
- Returned two kicks for 40 yards at Duke (11/5).
- Returned a kick off 15 yards at Syracuse (10/15).
- Recovered a fumble on special teams vs. East Carolina (9/24).
- Had two tackles vs. Tennessee (9/10).
- Had two kickoff returns for 75 total yards including a 39-yard return in the Independence Bowl vs. Tulsa (12/26/15).
- Recorded a **career-high five tackles** vs. Furman (9/12/15).
- Returned a kickoff for a **career-long 82 yards** with two additional returns at Purdue (9/19/15).
- Had three kickoff returns for 58 yards with a long of 24 at Miami (10/17/15).
- Had a 41-yard kickoff return at Virginia (11/28/15).



TERRELL EDMUNDS
ROV | R-SO
22 | 6'2 | 210
DANVILLE, VA

SEASON	TACKLES						SACKS	PASS DEFENSE		
	GP	GS	UA	A	TTL	TFL-YDS		NO-YDS	INT	BU
2015	13	8	16	18	34	1.5-2	0.0-0	0	7	7
2016	11	10	36	33	69	1.5-3	0.0-0	3	3	6
Career	24	18	52	51	103	3.0-5	0.0-0	3	10	13

- *ACC Defensive Back of the Week (10/24)*.
- Tied for sixth in the ACC with three INTs.
- Had eight total tackles at Notre Dame (11/19).
- Led the team with a **career-high 14 total tackles** at Duke (11/5).
- Led the team with 10 tackles to go along with a TFL and PB at Pitt (10/27).
- Had an INT and seven tackles vs. Miami (10/20).
- Had two tackles and his second INT of the season at Syracuse (10/15).
- Tallied four tackles, a pass breakup and recovered a fumble at East Carolina (10/8).
- Ranks third on the team with 24 tackles (11 solo).
- Posted eight tackles and 0.5 TFL vs. East Carolina (9/24).
- Had four tackles vs. Boston College (9/17).
- Racked up seven tackles with a pass breakup vs. Tennessee (9/10).
- Tallied his first career interception and had five tackles vs. Liberty (9/3).



DEON NEWSOME
S | R-JR
20 | 5'11 | 193
HAMPTON, VA

SEASON	TACKLES						SACKS	PASS DEFENSE		
	GP	GS	UA	A	TTL	TFL-YDS		NO-YDS	INT	BU
2014	12	0	2	2	4	0.0-0	0.0-0	0	0	0
2015	6	0	1	0	1	0.0-0	0.0-0	0	0	0
2016	9	0	0	2	2	0.0-0	0.0-0	0	0	0
Career	27	0	3	4	7	0.0-0	0.0-0	0	0	0

- Assisted on a tackle vs. Tennessee (9/10).
- Recorded a tackle vs. NC State (10/9/15).
- Father, Myron, played football at Virginia Tech.
- Cousin of former Hokie player Tyrel Wilson.
- Majoring in residential environments and design.



KEN EKANEM
DE | R-SR
4 | 6'3 | 260
CENTREVILLE, VA

SEASON	TACKLES						SACKS		PASS DEFENSE			
	GP	GS	UA	A	TTL	TFL-YDS	NO-YDS	INT	BU	PD	QBH	
2013	11	0	1	2	3	0.0-0	0.0-0	0	0	0	0	
2014	13	13	26	27	53	14.5-83	9.5-72	0	1	1	19	
2015	13	13	18	21	39	9.5-38	4.5-18	0	3	3	6	
2016	10	10	14	15	29	7.5-33	5.5-30	0	2	2	8	
Career	47	36	59	65	124	31.5-154	19.5-120	0	6	6	33	

- **Nagurski Trophy Preseason Watch List**
- **Athlon Sports Preseason Second Team Defense**
- **Reese's Senior Bowl Watch List**
- **ACC Defensive Player of the Week (9/26)**
- Registered six tackles, two TFL and one sack at Notre Dame (11/19).
- Had two tackles and a QB hurry vs. Georgia Tech (11/12).
- Did not play due to injury vs. Miami (10/20).
- Tallied a pass breakup at North Carolina (10/8).
- Had 2.0 sacks, five total tackles and two QB hurries vs. East Carolina (9/24).
- Posted three tackles, a TFL and two QB hurries vs. Boston College (9/17).
- Had 1.5 sacks and a broke up a pass vs. Tennessee (9/10).
- Turned in four tackles, a QB hurry and a sack vs. Liberty (9/3).
- Had two tackles and a sack in the Independence Bowl vs. Tulsa (12/26/15).
- Posted a **career-high nine tackles** with 2.5 tackles for loss, 1.5 sacks and one pass defended vs. NC State (10/9/15).
- Tallied a **career-high three sacks** vs. North Carolina (10/4/14).
- **Career-high 3.5 tackles for loss** came vs. East Carolina (9/13/14)



TREVON HILL
DE | R-FR
94 | 6'3 | 240
VIRGINIA BEACH, VA

SEASON	TACKLES						SACKS		PASS DEFENSE			
	GP	GS	UA	A	TTL	TFL-YDS	NO-YDS	INT	BU	PD	QBH	
2016	11	1	10	19	29	5.0-18	1.5-9	0	0	0	3	

- Posted three tackles and 0.5 TFL at Notre Dame (11/19).
- Had 0.5 TFL vs. Georgia Tech (11/12).
- Racked up a **career-best six total tackles** at Duke (11/5).
- Registered 1.5 sacks in his first career start vs. Miami (10/20).
- Had four total tackles at Syracuse (10/15).
- Set a **career-high** with 2.0 TFL vs. East Carolina (9/24).
- Had two tackles and 0.5 TFL, the first of his career, vs. Boston College (9/17).
- Posted two tackles and a QB hurry in his Tech debut vs. Liberty (9/3).
- Spent last season redshirting.
- Listed as the No. 21 weakside defensive end in the nation and the No. 17 prospect in the state by Rivals.
- Ranked as the No. 231 prospect in the country, the No. 4 weakside defensive end in the country and the No. 12 player in his state by 247Sports.
- Was listed as the No. 46 defensive end in the country and the No. 8 defensive end in the East by Scout.
- Ranked as the No. 30 defensive end in the country, the No. 39 player in his region and the No. 13 player in the state by ESPN Recruiting Nation.



VINNY MIHOTA
DL | R-SO
99 | 6'5 | 264
FREDERICKSBURG, VA

SEASON	TACKLES						SACKS		PASS DEFENSE			
	GP	GS	UA	A	TTL	TFL-YDS	NO-YDS	INT	BU	PD	QBH	
2014	0	0	0	0	0	0	0	0	0	0	0	
2015	12	1	4	8	12	2.5-9	1.0-5	0	0	0	0	
2016	11	11	19	22	41	7.0-23	2.0-16	0	0	0	3	
Career	23	12	23	30	53	9.5-32	3.0-21	0	0	0	3	

- Had a **career-high 10 tackles** vs. Georgia Tech (11/12).
- Racked up four tackles and 0.5 TFL at Pitt (10/27).
- Had a **career-high 2.5 TFL** and 2.0 sacks vs. Miami (10/20).
- Tallied six total tackles, 1.5 TFL and blocked a FG attempt at Syracuse (10/15).
- Posted 2.0 TFL at North Carolina (10/8).
- Had two tackles and 0.5 TFL vs. Boston College (9/17).
- Recorded four tackles and two QB hurries vs. Liberty (9/3).
- His older brother, Anthony, was a starting center for Virginia's football team



SETH DOOLEY
DE | R-JR
43 | 6'5 | 252
SALEM, VA

SEASON	TACKLES						SACKS		PASS DEFENSE			
	GP	GS	UA	A	TTL	TFL-YDS	NO-YDS	INT	BU	PD	QBH	
2014	13	0	3	2	5	0.0-0	0.0-0	0	0	0	0	
2015	11	0	0	4	4	0.0-0	0.0-0	0	0	0	0	
2016	9	0	2	1	3	1.5-7	0.5-4	0	0	0	0	
Career	33	0	5	7	12	1.5-7	0.5-4	0	0	0	0	

- Assisted on his first-career sack at Duke (11/5).
- Recorded his first-career TFL vs. East Carolina (9/24).
- Appeared in 11 games as a redshirt sophomore.
- Recorded first tackle of the season vs. Furman (9/12/15).
- Tied a career high two tackles vs. NC State (10/9/15).
- Made one tackle vs. Duke (10/24/15).



MOOK REYNOLDS
FS | SOPH
6 | 6'0 | 183
GREENSBORO, NC

SEASON	TACKLES					TFL-YDS	SACKS		PASS DEFENSE		
	GP	GS	UA	A	TTL		NO-YDS	INT	BU	PD	
2015	13	2	20	10	30	4.0-17	0.0-0	0	1	1	
2016	11	11	26	24	50	5.0-18	0.0-0	2	5	7	
Career	24	13	46	34	80	9.0-35	0.0-0	2	6	8	

- Had five total tackles and a **career-high 1.5 TFL** at Notre Dame (11/19).
- Racked up five total tackles vs. Georgia Tech (11/12).
- Had seven tackles, two PBs and a QB hurry at Duke (11/5).
- Tallied six tackles, a TFL and an INT at Pitt (10/27).
- Ranked second on the team with nine total tackles and has a pass breakup at Syracuse (10/15).
- Posted three total tackles vs. Miami (10/20).
- Tallied two tackles and a TFL at North Carolina (10/8).
- Had three total tackles and a QB hurry vs. East Carolina (9/24).
- Turned in four tackles and 0.5 TFL vs. Boston College (9/17).
- Had a TFL and his first career interception vs. Tennessee (9/10).
- Matched the team-lead with two pass breakups vs. Liberty (9/3).
- Had two tackles and recovered a fumble in his collegiate debut vs. Ohio State (9/7/15).
- Collected four tackles with 1.0 tackle for loss and one fumble recovery at East Carolina (9/26/15).
- Had a **career-best 2.0 tackles for loss** vs. NC State (10/9/15).
- Broke up and defended one pass each with two tackles at Miami (10/17/15).
- Had eight tackles and a TFL vs. Duke (10/24/15).
- Made a **career-high nine tackles** in the Independence Bowl vs. Tulsa (12/26/15).



ANTHONY SHEGOG
LB | R-JR
24 | 6'2 | 213
STAFFORD, VA

SEASON	TACKLES					TFL-YDS	SACKS		PASS DEFENSE		
	GP	GS	UA	A	TTL		NO-YDS	INT	BU	PD	
2014	6	0	1	2	3	0.0-0	0.0-0	0	0	0	
2015	13	5	16	13	29	0.5-1	0.0-0	0	2	2	
2016	11	1	4	8	12	2.0-6	0.5-1	0	3	3	
Career	30	6	21	23	44	2.5-7	0.5-1	0	5	5	

- Recorded a PBU at Notre Dame (11/19).
- Had three tackles, 0.5 TFL, a PBU and a fumble recovery in his first start of the season vs. Georgia Tech (11/12).
- Had a pass breakup at Pitt (10/27).
- Posted 0.5 sacks, 1.5 TFL and four total tackles vs. East Carolina (9/24).
- Had two tackles vs. Tennessee (9/10).
- Credited with an assisted tackle vs. Liberty (9/3).
- Started and had seven tackles in the Independence Bowl vs. Tulsa (12/26/15).
- Recovered a fumble against Ohio State (9/7/15).
- Tallied three tackles in his first collegiate start at Boston College (10/31/15).
- Collected four tackles and a pass defended after starting at Georgia Tech (11/12/15).
- Recorded a **career-high eight tackles** and one fumble recovery vs. North Carolina (11/21/15).
- Was in on his first-career tackle for loss at Virginia (11/28/15).



ANDREW MOTUAPUAKA
LB | R-JR
54 | 6'0 | 233
VIRGINIA BEACH, VA

SEASON	TACKLES					TFL-YDS	SACKS		PASS DEFENSE		
	GP	GS	UA	A	TTL		NO-YDS	INT	BU	PD	
2014	12	4	27	27	54	4.0-11	2.0-8	0	0	0	
2015	11	11	41	32	73	11.5-49	4.0-39	1	3	4	
2016	11	11	44	52	96	5.0-18	2.0-11	1	4	5	
Career	34	26	112	111	223	20.5-78	8.0-58	2	7	9	

- **Pro Football Focus National Team of the Week (10/11).**
- Leads the team and is tied for seventh in the ACC with 96 total tackles (44 solo).
- Had a team-high 11 total tackles at Notre Dame (11/19).
- Led the team with 14 tackles and had a sack vs. Georgia Tech (11/12).
- Racked up eight tackles and 0.5 TFL at Duke (11/5).
- Registered four tackles, 0.5 TFL and a forced fumble at Pitt (10/27).
- Had two tackles and tied his **career-high with two pass breakups** vs. Miami (10/20).
- Tallied eight tackles and a pass breakup at Syracuse (10/15).
- Had a team-high 12 tackles, 1.5 TFL, 0.5 sacks and an INT at North Carolina (10/8).
- Racked up eight tackles and a half sack vs. East Carolina (9/24).
- Posted seven tackles and his fourth-career fumble recovery vs. Boston College (9/17).
- Had a **career-high 15 tackles** with a TFL vs. Tennessee (9/10).
- Has posted seven or more tackles in eight-consecutive games.
- Shared the team-high with seven tackles vs. Liberty (9/3).
- Had a season-high of 12 tackles, **tying a career-high 2.5 tackles for loss** at Georgia Tech (11/12/15).
- **Career-high two sacks** came at Wake Forest (11/22/14).



SEAN HUELSKAMP
LB | R-JR
56 | 6'1 | 222
CENTREVILLE, VA

SEASON	TACKLES					TFL-YDS	SACKS		PASS DEFENSE		
	GP	GS	UA	A	TTL		NO-YDS	INT	BU	PD	
2014	2	0	1	1	2	0.0-0	0.0-0	0	0	0	
2015	4	2	7	6	13	3.5-11	1.0-8	1	0	1	
2016	10	0	2	3	5	0.0-0	0.0-0	0	0	0	
Career	16	2	10	10	20	3.5-11	1.0-8	1	0	1	

- Had three tackles at Notre Dame (11/19).
- Picked up a tackle vs. Georgia Tech (11/12).
- Was in on two tackles vs. Tennessee (9/10).
- Posted two tackles vs. Liberty (9/3).
- Collected two tackles vs. Furman (9/12/15).
- Made one tackle, defended one pass and recorded his first-career interception at Purdue (9/19/15).
- Set **career-highs with 10 tackles** and **3.5 tackles for loss** at East Carolina (9/26/15).



TREMAINE EDMUNDS
LB | SOPH
49 | 6'5 | 236
DANVILLE, VA

SEASON	TACKLES						SACKS			PASS DEFENSE		
	GP	GS	UA	A	TTL	TFL-YDS	NO-YDS	INT	BU	PD		
2015	13	2	6	5	11	2.5-7	0.0-0	0	0	0		
2016	11	11	44	42	86	15.5-55	4.5-27	0	2	2		
Career	24	13	50	47	97	18.0-62	4.5-27	0	2	2		

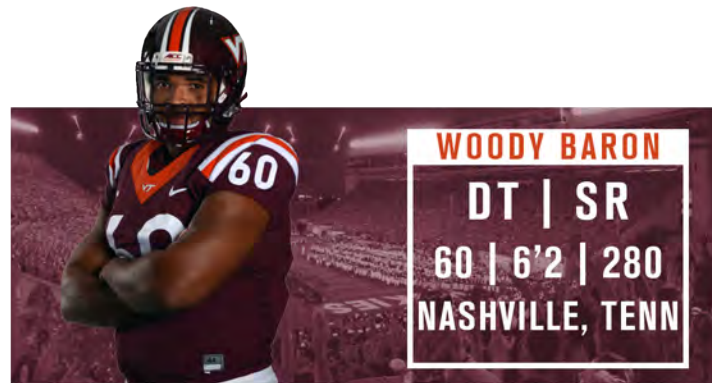
- **ACC Linebacker of the Week (10/24)**
- Ranks second on the team and tied for sixth in the ACC with 15.5 TFLs.
- Ranks second on the team and 15th in the conference with 86 total tackles.
- Had seven tackles, 0.5 TFL and a PBU at Notre Dame (11/19).
- Registered two TFL, 12 tackles and forced a fumble vs. Georgia Tech (11/12).
- Had 10 tackles and a sack at Duke (11/5).
- Collected three tackles and a TFL at Pitt (10/27).
- Had a team-high 10 total tackles with two TFLs and one sack vs. Miami (10/20).
- Led the team and set a **career-high with 16 total tackles** with 1.5 TFL at Syracuse (10/15).
- Posted seven tackles, 1.5 TFL, a sack and a pass breakup at North Carolina (10/8).
- Had nine tackles and a career-high **1.5 sacks** vs. East Carolina (9/24).
- Had seven tackles and **matched his career-high with 2.5 TFL** vs. Boston College (9/17).
- Recorded two tackles and 0.5 tackles for loss vs. Tennessee (9/10).
- Recovered a fumble, had three tackles and a TFL vs. Liberty (9/3).
- Collegiate debut came vs. Ohio State (9/7/15).
- Had five tackles and 2.5 tackles for loss in the Independence Bowl vs. Tulsa (12/26/15).
- Recorded first collegiate tackle at Purdue (9/19/15).
- Made first collegiate start at Georgia Tech (11/12/15).



ADONIS ALEXANDER
CB | SOPH
36 | 6'3 | 193
CHARLOTTE, NC

SEASON	TACKLES						SACKS			PASS DEFENSE		
	GP	GS	UA	A	TTL	TFL-YDS	NO-YDS	INT	BU	PD		
2015	12	8	37	18	55	0.5-1	0.0-0	4	6	10		
2016	10	2	20	11	31	1.0-1	0.0-0	1	5	6		
Career	22	10	57	29	86	1.5-2	0.0-0	5	11	16		

- **Tied his career-high with nine tackles** and tallied a PBU at Notre Dame (11/19).
- Had a tackle and a PBU in his first start of the season vs. Georgia Tech (11/12).
- Returned a blocked FG for a 75-yard TD to go along with three tackles and a PB at Duke (11/5).
- Had four tackles, including three solo stops, at Pitt (10/27).
- Tallied three total tackles, a pass defended and recovered a blocked FG vs. East Carolina (9/24).
- Had four tackles, two passes defended and his first interception of the season vs. Boston College (9/17).
- Posted two tackles in his first appearance of the season vs. Tennessee (9/10).
- Had a **career-high nine tackles** including 0.5 TFL vs. Duke (10/24/15).
- Picked off a pass and tallied a **career-high three passes defended** vs. Virginia (11/28/15).



WOODY BARON
DT | SR
60 | 6'2 | 280
NASHVILLE, TENN

SEASON	TACKLES						SACKS			PASS DEFENSE			
	GP	GS	UA	A	TTL	TFL-YDS	NO-YDS	INT	BU	PD	QBH		
2013	13	0	4	4	8	0.0-0	0.0-0	0	0	0	4		
2014	12	2	1	6	7	1.0-1	0.5-1	0	0	0	2		
2015	13	5	16	12	28	8.0-31	3.0-22	0	0	0	1		
2016	11	11	34	14	48	17.0-64	4.5-25	0	0	0	5		
Career	49	18	55	36	91	26.0-96	8.0-48	0	0	0	12		

- **Pro Football Focus ACC Team of the Week (week 10)**
- **ACC Defensive Lineman of the Week (10/24)**
- Ranks second in the ACC and is tied for sixth among Power Five players with 17.0 TFL.
- Had two tackles and a TFL at Notre Dame (11/19).
- Set a **career-high with 10 tackles** and had 3.0 TFL vs. Georgia Tech (11/12).
- Collected nine tackles, with 3.5 TFL and 0.5 sacks at Duke (11/5).
- Set **career-highs with 4.5 TFLs and 2.5 sacks** vs. Miami (10/20).
- Had five tackles, 2.0 TFL and a sack at Syracuse (10/15).
- Racked up three tackles, a half sack and a nine-yard fumble recovery at North Carolina (10/8).
- Posted a TFL vs. East Carolina (9/24).
- Had two tackles, including a TFL, vs. Boston College (9/17).
- Had three total tackles and 0.5 TFL vs. Tennessee (9/10).
- Had five total tackles vs. Liberty (9/3).



RICKY WALKER
DT | R-SO
98 | 6'2 | 282
HAMPTON, VA

SEASON	TACKLES						SACKS			PASS DEFENSE			
	GP	GS	UA	A	TTL	TFL-YDS	NO-YDS	INT	BU	PD	QBH		
2014	11	0	1	8	9	1.0-5	0.0-0	0	0	0	0		
2015	0	0	0	0	0	0	0	0	0	0	0		
2016	11	4	10	15	25	6.0-24	1.5-14	0	4	4	3		
Career	22	4	11	23	34	7.0-29	1.5-14	0	4	4	3		

- **Pro Football Focus ACC Team of the Week (week 10)**
- Posted a tackle and 0.5 TFL at Notre Dame (11/19).
- Registered four tackles vs. Georgia Tech (11/12).
- Had two tackles and a sack at Duke (11/5).
- Had three tackles, a TFL and a pass breakup at Pitt (10/27).
- Tallied three tackles and 0.5 sacks in his first career start vs. Miami (10/20).
- Had a **career-high four tackles** and a pass breakup at Syracuse (10/15).
- Posted three tackles and had a personal-best 2.5 TFL vs. East Carolina (9/24).
- Had three tackles, 0.5 TFL and his first-career pass breakup vs. Boston College (9/17).
- Tallied his first tackle of the season vs. Tennessee (9/10).
- Appeared in the season-opener vs. Liberty (9/3) and registered a QB hurry.
- Redshirted last season
- Played in 11 games as a true freshman.



NIGEL WILLIAMS

DT | R-SR
8 | 6'2 | 297
RICHMOND, VA



TIM SETTLE

DT | R-FR
97 | 6'3 | 328
MANASSAS, VA

SEASON	GP	TACKLES					TFL-YDS	SACKS		PASS DEFENSE			
		GS	UA	A	TTL	NO-YDS		INT	BU	PD	QBH		
2013	13	0	7	7	14	7.0-23	2.0-9	0	0	0	0	4	
2014	13	10	15	19	34	9.5-46	4.5-31	0	0	0	0	10	
2015	13	0	5	3	8	1.5-2	0.0-0	0	1	1	1	0	
2016	9	7	6	4	10	2.0-4	0.5-1	0	1	1	1	1	
Career	48	17	33	33	66	20.0-75	7.0-41	0	2	2	2	15	

- Saw time at DT and on special teams vs. Georgia Tech (11/12) and at Notre Dame (11/19).
- Did not play due to an ankle injury vs. Miami (10/20), at Pitt (10/27), at Duke (11/5).
- Had 0.5 TFL and a pass breakup at North Carolina (10/8).
- Had two tackles, including a TFL, vs. East Carolina (9/24).
- Tallied two tackles, vs. Boston College (9/17).
- Had a half sack and four total tackles vs. Tennessee (9/10).
- Collected three total tackles, including two solo stops, vs. Liberty (9/3).
- Logged one pass breakup and defended a pass vs. Furman (9/12/15).
- Recorded a **season-high three tackles** with 1.0 tackle for loss at Georgia Tech (11/12/15).
- Registered a career-high two sacks at Wake Forest (11/22/14).
- Last matched his career-high of five tackles vs. Virginia (11/28/15)

SEASON	GP	GS	TACKLES				TFL-YDS	SACKS		PASS DEFENSE			
			UA	A	TTL	NO-YDS		INT	BU	PD	QBH		
2016	11	0	5	9	14	4.5-10	0.0-0	0	0	0	0	1	

- Had a TFL at Notre Dame (11/19).
- Collected two tackles and 0.5 TFL vs. Georgia Tech (11/12).
- Had two tackles and 0.5 TFL vs. Miami (10/20).
- Tallied two tackles, 0.5 TFL and a QB hurry at North Carolina (10/8).
- Had two tackles, 0.5 TFL and blocked a 26-yard FG attempt vs. East Carolina (9/24).
- Registered his first-career TFL and finished with 1.5 vs. Tennessee (9/10).
- Made his Tech debut vs. Liberty (9/3).
- Spent last season redshirting.
- Now weighs 328 pounds after dropping a significant amount of weight in the offseason.
- Ranked as the No. 19 overall player in the country, the No. 4 defensive tackle in the country, the No. 2 player in his region and the No. 2 player in the state by ESPN Recruiting Nation.
- Rated as the No. 39 overall player in the country by PrepStar.
- Listed as the No. 174 player nationally, the No. 17 defensive tackle in the country and the No. 10 prospect in Virginia by Rivals.

2016 GAME BY GAME



GAME ONE	
LIBERTY	13
VIRGINIA TECH	36

LANE STADIUM • BLACKSBURG, VA. • SEPT. 3, 2016 • ATT: 62,234

Virginia Tech quarterback Jerod Evans threw for 221 yards and four touchdowns to lead the Hokies to a 36-13 season-opening victory over Liberty on Saturday, handing head coach Justin Fuente his first victory.

Fuente, who spent the previous four seasons at Memphis, took over in January for Frank Beamer, who retired after 29 years as Tech's head coach.

Evans, a junior-college transfer from Texas who enrolled this past January, completed 20 of 32 passes. The Hokies trailed 13-10 in the second quarter before Evans threw touchdown passes to Isaiah Ford and Bucky Hodges on the Hokies' last two possessions of the first half.

Ford caught 11 passes for 117 yards and Hodges caught two touchdown passes. Joey Slye hit two field goals of 34 yards.

Liberty amassed just 160 yards of offense, scoring all of its points off of Tech turnovers. The Hokies lost four fumbles – their only blemishes on the day.

BIGGEST PLAYS

- Tech trailed 13-10 in the second quarter and faced a fourth-and-1 from the Liberty 43. Fuente elected to go for it and Evans went 37 yards on a keeper to the Liberty 6. Two plays later, Evans hit Ford for the go-ahead 5-yard touchdown pass.
- Evans and Hodges connected on a third-down conversion toward the end of the first half. Tech faced third-and-10 from the Liberty 41 and Evans hit Hodges for a 20-yard gain to the Liberty 21. Four plays later, Evans found Hodges for an 18-yard TD that gave the Hokies a 24-13 lead with 24 seconds left in the first half.
- Terrell Edmunds had an interception and He and Johnathan Galante tackled a Liberty punt return in the end zone for a safety. On the ensuing possession, Evans found Hodges for a 20-yard touchdown play.

FUENTE ON HIS FIRST GAME

"The atmosphere here is fantastic. It's what college football is all about. People at Virginia Tech take a lot of pride in the game-day atmosphere, and they should. It was incredible

"My thought process coming into the game was how would our kids handle this? How do they respond when things don't go well. There were some times when things were kind of ugly looking, but I liked the way our kids dug in there and plowed away. The atmosphere was fantastic and I'm please with the way the kids responded to adversity."

IMPORTANT NOTES

- Fuente became the first Tech coach to win his debut since Jerry Claiborne opened his tenure with a victory over William & Mary in 1961.
- Ford's 117 yards receiving marked the fourth straight game in which he has recorded more than 100 yards receiving – a school record.
- Ford has caught at least two passes in 27 straight games, tying a school record for consecutive games with at least one reception (Ernest Wilford, 2002-03).
- Ford's touchdown reception marked the 18th of his career, tying him for second place on Tech's career touchdown receptions list with Jarrett Boykin (2008-11), Ricky Scales (1972-74) and André Davis (1998-2001).
- Greg Stroman's two interceptions gave him four for his career.

SCORING

	1	2	3	4	F
Liberty	6	7	0	0	13
Virginia Tech	7	17	9	3	36

- VT (10:50 - 1st)** - Phillips 23 pass from Evans (Slye kick)
- LU (2:47 - 1st)** - Macon 2 run (Robert kick failed)
- VT (14:15 - 2nd)** - Slye 34 FG
- LU (12:40 - 2nd)** - Jalloh 71 fumble return (Robert kick)
- VT (3:31 - 2nd)** - Ford 5 pass from Evans (Slye kick)
- VT (:24 - 2nd)** - Hodges 18 pass from Evans (Slye kick)
- VT (12:50 - 3rd)** - Team safety
- VT (10:10 - 3rd)** - Hodges 20 pass from Evans (Slye kick)
- VT (8:46 - 4th)** - Slye 34 FG

TEAM STATS

	VT	LU
First downs	24	11
Rushing yds.	48-206	35-90
Passing yds.	252	70
Return yds.	83	0
Passes	25-41-0	9-27-3
Punts-avg.	5-39.0	8-40.0
Fumbles-lost	5-4	1-1
Penalties-yds.	4-33	13-75
Time of poss.	33:42	26:18

INDIVIDUAL STATS

Rushing — VT: Evans 5-46, McMillian 13-39, McCleave 8-27, Carroll 2-24, Rogers 7-23, McKenzie 4-22, Phillips 5-14, Motley 1-5, Hodges 1-4, Murphy 1-3, Team 1 (-11); LU: Mosley 9-47, Macon 12-34, Masha 9-13, Hickson 3-9, Calvert 1-1, Team 1 (-14).

Passing — VT: Evans 20-32-0 221, Motley 5-9-0 31; LU: Masha 9-25-2 70, Calvert 0-2-1 0.

Receiving — VT: Ford 11-117, Phillips 5-53, Hodges 3-42, McKenzie 2-11, Carroll 2-9, Murphy 1-12, Wilson 1-8; LU: Farrow 2-24, Parker 2-15, King 2-7, Shells 1-15, Couamin 1-6, Smith 1-3.



GAME TWO	
VIRGINIA TECH	24
17 TENNESSEE	45

BRISTOL MOTOR SPEEDWAY • BRISTOL, TENN. • SEPT. 10, 2016 • ATT: 156,990

Virginia Tech got off to a great start in its game against the No. 17 Tennessee Volunteers, but turnovers and penalties turned out to be its undoing, as the Hokies fell to the Volunteers 45-24 on Saturday night at Bristol Motor Speedway.

The long-anticipated event drew a crowd of 156,990 fans and broke college football's single-game attendance record, surpassing the 115,109 fans who witnessed Michigan and Notre Dame at Michigan Stadium in 2013.

Tennessee quarterback Josh Dobbs threw three touchdown passes and rushed for two more, as the Volunteers rallied from a 14-0 deficit to knock off the Hokies in the first regular-season meeting between the two teams since 1937.

Virginia Tech (1-1) jumped out to a 14-0 lead in the first quarter on a 7-yard touchdown pass from quarterback Jerod Evans to Sam Rogers and a 69-yard touchdown run by tailback Travon McMillian. But an Evans fumble led to a 5-yard touchdown pass from Dobbs to Jauan Jennings early in the second quarter and that started a Volunteers' string of 31 unanswered points.

Dobbs completed 10 of 19 for 91 yards, with three touchdowns and an interception. He also ran for 106 yards.

McMillian paced the Hokies with 127 yards rushing and the score. Evans completed 20 of 28 for 208 yards and a touchdown.

OF NOTE

- Virginia Tech out-gained Tennessee (400-330), ran more plays (73-65) and had the time of possession advantage (31:44-28:16).
- Tech turned the ball over five times in the game and Tennessee scored 21 points off those turnovers. All five were fumbles. The Hokies have now lost nine fumbles on the season.
- The momentum of the game changed when a poor snap from center Kyle Chung threw off the timing of a handoff between Evans and C.J. Carroll early in the second quarter. Tennessee recovered at the Tech 5 and scored on the next play.
- The Hokies cut the Tennessee lead to 31-17 on a field goal by Joey Slye late in the third quarter, but three of their next four possessions ended in fumbles.
- The Hokies were penalized eight times for 101 yards.
- McMillian's touchdown run marked the longest run of his career. His 100-yard performance marked the fourth of his career.
- Shai McKenzie's 2-yard touchdown run in the fourth quarter marked the fourth of his career and his first since Sept. 27, 2014 against Western Michigan.

FUENTE QUOTES

"Well, obviously (the turnovers) reared its head in huge ways the first two ball games. We've got to do a better job. We've obviously got to do a better job either teaching or understanding or emphasizing ball security. We're inadequate to say the least right now. We'll look at it and come up with a plan, but what we're doing, what we've done in the past, hasn't been an issue. Obviously, we need to change or modify it in order to give ourselves a chance."

"At times, we lacked discipline out there, which is very disappointing. That falls on me."

SCORING

	1	2	3	4	F
Virginia Tech	14	0	3	7	24
Tennessee	0	24	7	14	45

- VT (4:32 - 1st)** - Rogers 7 pass from Evans (Slye kick)
- VT (2:48 - 1st)** - McMillian 69 run (Slye kick)
- UT (14:43 - 2nd)** - Jennings 5 pass from Dobbs (Medley kick)
- UT (9:42 - 2nd)** - Malone 38 pass from Dobbs (Medley kick)
- UT (5:30 - 2nd)** - Medley 34 FG
- UT (:39 - 2nd)** - Dobbs 5 run (Medley kick)
- UT (7:04 - 3rd)** - Kamara 23 pass from Dobbs (Medley kick)
- VT (3:41 - 3rd)** - Slye 34 FG
- UT (6:45 - 4th)** - Dobbs 27 run (Medley kick)
- UT (6:32 - 4th)** - Kelly 4 run (Medley kick)
- VT (3:28 - 4th)** - McKenzie 2 run (Slye kick)

TEAM STATS

	VT	UT
First downs	21	16
Rushing yds.	45-186	46-239
Passing yds.	208	91
Return yds.	104	16
Passes	20-28-0	10-19-1
Punts-avg.	5-34.4	6-42.5
Fumbles-lost	5-5	2-0
Penalties-yds.	8-95	6-60
Time of poss.	31:44	28:16

INDIVIDUAL STATS

Rushing — VT: McMillian 13-127, Hodges 4-22, McKenzie 5-21, Rogers 4-20, Evans 16-18, Carroll 1 (-1), Team 1 (-21); UT: Dobbs 14-106, Hurd 22-99, Fils-Aime 4-19, Kamara 3-9, Byrd 1-5, Kelly 1-4, Dowdy 1 (-3).

Passing — VT: Evans 20-28-0 208; UT: Dobbs 10-19-1 91.

Receiving — VT: Phillips 7-77, Ford 5-51, Rogers 3-47, Hodges 3-13, McKenzie 1-17, McMillian 1-3; UT: Kamara 3-25, Malone 2-46, Jennings 2-7, Croom 1-9, Smith 1-3, Hurd 1-1

2016 GAME BY GAME



GAME THREE	
BOSTON COLLEGE	0
VIRGINIA TECH	49

LANE STADIUM • BLACKSBURG, VA. • SEPT. 17, 2016 • ATT: 60,054

Virginia Tech quarterback Jerod Evans tied a school record with five touchdowns passes and the Hokies' defense recorded the team's first shutout since 2012, as the Hokies blanked Boston College 49-0 on Saturday in Tech's ACC opener.

Tech moved to 2-1 overall on the season and 1-0 in the ACC. The win marked the second consecutive for the Hokies over BC (1-2, 0-2 ACC) and the seventh in the past nine meetings. The shutout marked the first by Tech since it beat Bowling Green 37-0 in 2012. It marked the Hokies' first shutout of an ACC foe since 2011 when they won 38-0 at Virginia. The shutout marked Tech's first ACC shutout at home since it won 17-0 over UVA in 2006.

Virginia Tech's defense put forth a dominating effort, holding the Eagles to 124 yards. The Hokies forced a three-and-out on 10 BC possessions. Evans' five scoring tosses tied the mark held by former quarterback Bryan Randall, who threw five touchdown passes in Tech's 50-42 triple overtime loss at Syracuse in 2002. Offensively, the Hokies amassed 476 yards, including 223 on the ground. Marshawn Williams, playing in his first game since tearing his ACL in 2014, led the way with 81 yards.

Evans threw a 15-yard scoring pass to Travon McMillian on the Hokies' second possession to open the scoring and then added touchdown passes of 8 and 30 yards to Isaiah Ford. The latter came with 1:42 left in the first half and gave the Hokies a 21-0 lead, which they took into the locker room.

BIG PLAYS

- Greg Stroman's 29-yard punt return set up Ford's 30-yard touchdown reception. It marked Stroman's longest punt return of the season and the seventh of his career of 20 yards or more.
- Bucky Hodges hauled in two 17-yard receptions on the same possession in the second quarter and that led to the 8-yard touchdown pass to Ford.
- Evans' 36-yard pass to Cam Phillips on the Hokies' first possession of the second half led to the 7-yard touchdown pass from Evans to Cunningham.
- Leading 28-0 and facing a fourth-and-1 from the BC 20, Tech went for it and Evans gained 12 yards on a keeper leading to his TD pass to Sam Rogers for a 35-0 lead.
- Evans' 47-yard pass to Ford on Tech's final possession of the third quarter led to McMillian's 7-yard touchdown run and gave the Hokies a 42-0 lead.

FUENTE QUOTES

"I don't pay too much attention to (Evans') numbers. I pay more attention to the grade sheet in terms of our decisions on a play-by-play basis. He certainly made some good plays out there and missed a few. I will say this, the last three weeks, he has approached it with a great mindset. It is obviously important for him to play well. You can see that by his preparation. He is a good listener and tries to do what we ask him to do and sometimes he does it on a consistent basis."

"If we eliminate mistakes and stay healthy and do a great job of preparing and doing the things that good teams do, then we'll have that opportunity. My caution to our kids is that you have to do this every day. Do we have a chance to play well on Saturdays regardless of the opponent? Absolutely. That doesn't mean we'll win every game. But it's up to us to give ourselves that opportunity and we gave ourselves that opportunity this week, and in turn, we got some good results."

SCORING

	1	2	3	4	F
Boston College	0	0	0	0	0
Virginia Tech	14	7	21	7	49

- VT (9:17 - 1st)** - McMillian 15 pass from Evans (Slye kick)
- VT (1:15 - 1st)** - Ford 8 pass from Evans (Slye kick)
- VT (1:42 - 2nd)** - Ford 30 pass from Evans (Slye kick)
- VT (11:42 - 3rd)** - Cunningham 7 pass from Evans (Slye kick)
- VT (7:15 - 3rd)** - Rogers 4 pass from Evans (Slye kick)
- VT (2:25 - 3rd)** - McMillian 7 run (Slye kick)
- VT (10:33 - 4th)** - Motley 26 run (Slye kick)

TEAM STATS

	VT	LU
First downs	25	6
Rushing yds.	50-223	28-44
Passing yds.	253	80
Return yds.	105	46
Passes	16-27-1	9-29-1
Punts-avg.	6-36.7	13-41.3
Fumbles-lost	0-0	1-1
Penalties-yds.	7-55	12-93
Time of poss.	35:15	24:45

INDIVIDUAL STATS

Rushing — VT: Williams 15-81, Evans 9-48, Motley 2-37, McMillian 12-36, Rogers 3-15, Reid 3-11, Click 2-1, Team 2 (-3), McKenzie 2 (-3); BC: Jones 5-17, Towles 5-17, Rouse 2-8, Wade 2-4, Hilliman 10-2, Walker 1-0, Willis 3 (-4).

Passing — VT: Evans 16-23-1 253, Motley 0-3-0 0, Click 0-1-0 0; BC: Towles 9-28-1 80, Wade 0-1-0 0.

Receiving — VT: Ford 4-91, Hodges 4-48, Phillips 2-53, Carroll 2-39, McMillian 2-11, Cunningham 1-7, Rogers 1-4; BC: Sweeney 2-30, Garrison 2-14, Smith 2-14, Walker 1-13, Callinan 1-5, Jones 1-4.



GAME FOUR	
EAST CAROLINA	17
VIRGINIA TECH	54

LANE STADIUM • BLACKSBURG, VA. • SEPT. 24, 2016 • ATT: 63,712

Virginia Tech quarterback Jerod Evans threw three touchdown passes and ran for a score, and the Hokies made three big plays on special teams, as they scuttled the East Carolina Pirates 54-17 in a non-conference game Saturday afternoon.

The Hokies (3-1) scored on their final five possessions of the first half, including all four of their second-quarter possessions. They jumped out to a 38-0 halftime lead, overwhelming East Carolina (2-2) and snapping a two-game losing streak to the Pirates.

Evans completed 13 of 20 passes for a career-high 282 yards and rushed for a career-high 97 more. He entered the game having thrown an ACC-best 10 touchdown passes and has thrown just one interception on the season. He threw touchdown passes of 24 yards to Isaiah Ford, 13 yards to Travon McMillian and 45 yards to Cam Phillips.

Three of the big special teams plays came in the first half. Greg Stroman scored the Hokies' first touchdown on an 87-yard punt return in the first quarter, and a blocked field goal led to a touchdown pass from Evans to Ford. Phillips blocked a punt by East Carolina punter Worth Gregory in the second quarter, and the Hokies took advantage, scoring on a 13-yard pass from Evans to McMillian.

ECU quarterback Philip Nelson had 362 yards passing and two touchdown tosses to Jimmy Williams. The Pirates had 443 yards of offense, but committed the three special teams mistakes, fumbled once and were sacked six times..

OF NOTE

- Stroman's punt returned tied for the third-longest punt return in the modern era (post-1950) and the second career punt return for a touchdown.
- Stroman became just one of 10 Hokies since 1987 to score three or more touchdowns on defense or special teams in his career.
- Ford caught four passes for 117 yards and a TD. The touchdown reception marked the 21st of his career, leaving him one shy of Antonio Freeman's school record.
- Tech's two blocks marked the first time the Hokies had blocked two kicks in the same game since a win over Marshall on Sept. 21, 2013.
- The Hokies scored at least 49 points in back-to-back games for the first time since 1999 when they scored 58 against Rutgers and 62 against Syracuse.

FUENTE QUOTES

"I think our guys are learning how we want them to prepare. That doesn't guarantee that we'll jump out on everyone like that. I do think we have a good mindset and have a good plan. We've got intelligent players who can make adjustments when we need to. I see our team continuing to understand what we're shooting for, so to speak and how we want to play and how we want to prepare."

"I think he's pretty good. He's been judicious with the ball and he's going to the right place most of the time. He had a couple of balls that I wish he had given us a little better chance to catch today, but he made some plays. He made a big play with his feet in the second half. He's been pretty efficient."

SCORING

	1	2	3	4	F
East Carolina	0	0	14	3	17
Virginia Tech	14	24	9	7	54

- VT (10:38 - 1st)** - Stroman 87 punt return (Slye kick)
- VT (1:46 - 1st)** - Williams 6 run (Slye kick)
- VT (10:31 - 2nd)** - Ford 24 pass from Evans (Slye kick)
- VT (9:06 - 2nd)** - McMillian 13 pass from Evans (Slye kick)
- VT (4:40 - 2nd)** - Slye 20 FG
- VT (1:05 - 2nd)** - Phillips 13 pass from Evans (Slye kick)
- ECU (14:49 - 3rd)** - Williams 75 pass from Nelson (Verity kick)
- VT (4:51 - 3rd)** - Team Safety
- VT (4:27 - 3rd)** - Evans 55 run (Slye kick)
- ECU (3:17 - 3rd)** - Williams 70 pass from Nelson (Verity kick)
- VT (12:21 - 4th)** - Motley 1 run (Slye kick)
- ECU (6:32 - 4th)** - Verity 27 FG

TEAM STATS

	VT	ECU
First downs	18	16
Rushing yds.	45-167	35-81
Passing yds.	295	362
Return yds.	156	57
Passes	15-23-0	17-34-0
Punts-avg.	6-45.3	6-38.3
Fumbles-lost	0-0	1-1
Penalties-yds.	4-28	5-43
Time of poss.	30:03	29:57

INDIVIDUAL STATS

Rushing — VT: Evans 10-97, Rogers 9-29, Motley 5-26, McKenzie 4-11, McMillian 9-10, Williams 3-8, Ford 1-1, Team 4 (-15); ECU: Scott 14-69, Summers 10-34, Anderson 2-5, Team 1 (-1), Nelson 7 (-11), Gregory 1 (-15).

Passing — VT: Evans 13-20-0 282, Motley 2-2-0 13, Ford 0-1-0 0; ECU: Nelson 17-34-0 362.

Receiving — VT: Ford 4-117, Bradshaw 3-25, Hodges 2-47, Phillips 1-55, Cunningham 1-13, McMillian 1-13, Rogers 1-12, Deablo 1-8, Wilson 1-5; ECU: Jones 10-115, Williams 3-179, Johnson 2-44, Bishop 1-14, Scott 1-10.

STATS / BOX SCORES / SPECIALTY STATS / PLAYER PAGES / VIRGINIA TECH / TEAM NOTES / COACH FUENTE

2016 GAME BY GAME



GAME FIVE

25 VIRGINIA TECH 34
17 NORTH CAROLINA 3

KENAN MEMORIAL STADIUM • CHAPEL HILL, N.C. • OCT. 8, 2016 • ATT: 33,000

Playing in a downpour courtesy of Hurricane Matthew, Jerod Evans threw two touchdown passes and rushed for a score, and Virginia Tech's defense forced four turnovers, as the No. 25 Hokies rolled to a 34-3 victory over No. 17 North Carolina on Saturday in an ACC game played at Kenan Stadium.

The win marked Tech's first as a ranked team since 2014 when the Hokies beat Duke in Durham, North Carolina. Tech moved to 4-1 overall on the season, 2-0 in the ACC, and the Hokies also moved to 6-1 against the Tar Heels in games in Chapel Hill since they joined the ACC for the 2004-05 season.

North Carolina had its nine-game home winning streak snapped and fell to 4-2, 2-1 ACC. The Tar Heels failed to score a touchdown in a game for the first time since a 13-0 loss to NC State in Raleigh, North Carolina in 2011.

The four North Carolina turnovers led to 20 Virginia Tech points, and a dropped snap by North Carolina punter Tom Sheldon also led to a Tech touchdown.

North Carolina's first two turnovers led to field goals by Hokies' kicker Joey Slye. Arguably the biggest play in the game came on the Tar Heels' first possession of the second half when quarterback Mitch Trubisky fumbled, and Tech's Woody Baron recovered. That turnover led to a 22-yard touchdown pass from Evans to Sam Rogers that gave the Hokies a 20-3 lead.

Trubisky, who came into the game leading the nation in completion percentage (76.0) and ninth in passing yards per game (342.2), completed just 13 of 33 for 58 yards, with two interceptions.

Evans completed 7 of 17 for 75 yards. He also rushed for 49 yards on a career-high 21 carries. Tailback Travon McMillian rushed for 76 yards, as the Hokies amassed 189 of their 264 total yards on the ground.

BIG PLAYS

- Andrew Motuapuaka's second career INT led to the Hokies' final TD, which came on a 4-yard run by McMillian, his third of the season and the 10th of his career.
- Sheldon dropped a snap early in the third quarter, and Tech's Cam Phillips tackled him at the UNC 4. Tech later went for it on fourth down, and Evans scored on a 1-yard run – his second rushing touchdown of the season.
- Greg Stroman's third interception of the season came in the first quarter at the North Carolina 20 and led to a 35-yard field goal by Joey Slye for the Hokies' first score. The interception marked the fifth of Stroman's career.
- Slye's second FG also came about because of a North Carolina turnover. Tech's Brandon Facyson stripped Khristian Francis of the ball, and the Hokies' Terrell Edmunds recovered at the North Carolina 39. That turnover led to a 28-yard field goal by Slye.
- Tech led 6-3 late in the first half before Evans found Bucky Hodges for a 28-yard gain to the North Carolina 1. That marked Hodges' first – and only – reception of the game and led to Evans' touchdown pass to Cunningham.

FUENTE QUOTE

"I'm awfully proud of our guys in all phases of the game to come in here and pull off the victory. Obviously, it wasn't perfect, but it was a great team effort. We beat a very talented, very well coached, very tough North Carolina team that we have a tremendous amount of respect for. The on thing I will say about the weather is at least you knew that it was going to be something like this leading up to it. I don't know if there is anything schematically that you can do, but at least emotionally we were prepared for whatever Mother Nature threw at us."

SCORING

	1	2	3	4	F
Virginia Tech	6	7	14	7	34
North Carolina	0	3	0	0	3

- VT (9:33 - 1st)** - Slye 35 FG
- VT (5:23 - 1st)** - Slye 28 FG
- NC (10:59 - 2nd)** - Weiler 28 FG
- VT (1:50 - 2nd)** - Cunningham 1 pass from Evans (Slye kick)
- VT (12:43 - 3rd)** - Rogers 22 pass from Evans (Slye kick)
- VT (10:13 - 3rd)** - Evans 1 run (Slye kick)
- VT (6:13 - 4th)** - McMillian 7 run (Slye kick)

TEAM STATS

	VT	NC
First downs	18	8
Rushing yds.	66-189	29-73
Passing yds.	75	58
Return yds.	25	39
Passes	7-17-0	13-33-2
Punts-avg.	5-37.6	6-45.7
Fumbles-lost	7-2	3-2
Penalties-yds.	5-29	8-49
Time of poss.	39:59	20:01

INDIVIDUAL STATS

Rushing — VT: McMillian 17-76, Evans 21-49, Williams 10-30, McKenzie 5-25, Phillips 4-22, Carroll 1-10, Rogers 1-1, Ludwig 1(-11), Team 6 (-13); NC: Logan 14-67, Francis 3-26, Brown 3-0, Trubisky 8(-2), Sheldon 1(-18).

Passing — VT: Evans 7-17-0 75; NC: Trubisky 13-33-2 58.

Receiving — VT: Phillips 2-20, McMillian 2-4, Hodges 1-28, Rogers 1-22, Cunningham 1-1; NC: Logan 6-30, Hollins 2-8, Switzer 2-2, Howard 1-12, Proehl 1-7, Bargas 1(-1).



GAME SIX

17 VIRGINIA TECH 17
SYRACUSE 31

CARRIER DOME • SYRACUSE, N.Y. • OCT. 15, 2016 • ATT: 33,838

Virginia Tech quarterback Jerod Evans threw for a career-best 307 yards, but it wasn't enough as the No. 17 Hokies fell 31-17 to Syracuse in an ACC game.

With the loss, the Hokies fell to 4-2 overall, 2-1 in the ACC. Tech is now 2-7 at the Carrier Dome. Syracuse moved to 3-4 overall, 1-2 in the ACC.

"First of all, congratulations to Coach [Dino] Babers and his kids," Virginia Tech coach Justin Fuente said. "They played really, really well today. They beat us in all three phases of the game. That falls on me, and we obviously didn't play as well as we should have. That's obviously my responsibility."

The Hokies trailed for much of the game, but tied it early in the fourth quarter on a 10-yard touchdown pass from Evans to receiver Bucky Hodges. The touchdown cut the lead to 17-15, but the Hokies went for two points and converted when Evans found Chris Cunningham for the two, tying the game at 17 with 13:53 remaining.

But Syracuse scored touchdowns on back-to-back possessions to seal the win. Quarterback Eric Dungey's 1-yard run with 7:56 remaining gave the Orangemen a 24-17 lead, and less than three minutes later, Deontae Strickland's 16-yard touchdown run pushed the lead to 31-17.

The game featured more than 1,000 yards of total offense. Unfortunately for the Hokies, Syracuse racked up 561 yards, with Dungey throwing for 311 yards and running for 106. He also threw for a touchdown and ran for one.

Evans completed 20 of 33, with two touchdown passes and one interception, as the Hokies finished with 468 total yards.

BIG PLAYS

- Virginia Tech appeared to cut the game to 14-10 following a 17-yard TD run by Jerod Evans on fourth-and-1 from the Syracuse 17. The officials, though, called a holding penalty on the play, negating the TD, and Slye missed a 45-yard FGA.
- Tech's impressive drive to start the second half was highlighted by a 21-yard pass from Evans to receiver Cam Phillips that gave the Hokies a first down at the Syracuse 12. On the next play, Evans found Ford for the score.
- Evans threw a ball short of Hodges on the first play of the fourth quarter, but Hodges adjusted on it and came up with it for a 27-yard gain to the Syracuse 25. That ultimately led to Evans' 10-yard touchdown pass to Hodges.
- On Syracuse's next drive, it marched into Tech territory and faced a fourth-and-2 from the Tech 37. The Orangemen went for it, and Dungey found Ervin Phillips for a 5-yard gain that gave them the first down. Syracuse went on to score what would be the winning touchdown moments later on Dungey's 1-yard run with 7:56 left.

GAME NOTES

- Evans tied his career high for completions and set a career high for attempts.
- Ford recorded his 22nd career touchdown reception when he hauled in the 12-yard score from Evans. With that reception, he tied former Tech receiver Antonio Freeman for the school record in career touchdown receptions.
- Hodges' touchdown reception marked the 16th of his career. He is now tied for sixth on the all-time list with former receiver Josh Morgan (2004-07).
- Right tackle Jonathan McLaughlin started his 41st career game.
- Defensive end Ken Ekanem started his 32nd consecutive game – the longest such streak on the squad.

SCORING

	1	2	3	4	F
Virginia Tech	3	0	6	8	17
Syracuse	7	10	0	14	31

SYR (13:11 - 1st) - Philips 58 pass from Dungey (Murphy kick)

VT (6:13 - 1st) - Slye 36 FG

SYR (14:49 - 2nd) - Estime 84 pass from Strickland (Murphy kick)

VT (:04 - 2nd) - Murphy 51 FG

VT (11:19 - 3rd) - Ford 12 pass from Evans (Slye kick blocked)

VT (13:53 - 4th) - Hodges 10 pass from Evans (Cunningham from Evans)

SYR (7:56 - 4th) - Dungey 1 run (Murphy kick)

SYR (5:23 - 4th) - Strickland 16 run (Murphy kick)

TEAM STATS

	VT	SYR
First downs	21	32
Rushing yds.	39-161	45-156
Passing yds.	307	405
Return yds.	118	41
Passes	20-33-1	30-55-1
Punts-avg.	5-41.6	3-48.7
Fumbles-lost	1-1	1-0
Penalties-yds.	7-53	8-55
Time of poss.	26:35	33:25

INDIVIDUAL STATS

Rushing — VT: Evans 11-61, McMillian 9-39, Williams 5-23, Rogers 8-21, Phillips 2-9, Hodges 1-6, Carroll 3-2; SYR: Dungey 24-106, Strickland 16-69, Neal 2-0, Team 2(-9), Phillips 1(-10).

Passing — VT: Evans 20-33-1 307; SYR: Dungey 28-53-1 311, Strickland 1-1-0 84, Phillips 1-1-0 10.

Receiving — VT: Ford 8-83, Hodges 5-79, Phillips 3-83, Carroll 2-33, Peoples 1-27, Williams 1-2; SYR: Phillips 11-139, Estime 8-131, Ishmael 6-81, Etta-Towa 5-54.

2016 GAME BY GAME

GAME SEVEN

	MIAMI	16
	VIRGINIA TECH	37

LANE STADIUM • BLACKSBURG, VA. • OCT. 20, 2016 • ATT: 63,507

Paced by quarterback Jerod Evans' 259 yards passing, Travon McMillian's 131 yards rushing and a defense that recorded a season-high eight sacks, Virginia Tech rolled to a 37-16 victory over Miami in an ACC game played Thursday night.

Joey Slye added three field goals for the Hokies, who moved to 5-2 overall, 3-1 in the ACC. Tech snapped a two-game losing streak to Miami, which fell to 4-3 overall, 1-3 in league action.

Despite playing without starting defensive linemen Ken Ekanem and Nigel Williams, the Hokies' defense played one of its most productive games of the season, holding Miami to 42 yards rushing in addition to getting the eight sacks. Miami quarterback Brad Kaaya threw for 323 yards, but was sacked the eight times.

The Hokies led 16-9 at halftime thanks to three field goals from Slye and a touchdown pass from Evans to Bucky Hodges. Tech then broke things open with two touchdowns in the third quarter, scoring on a 12-yard pass from Evans to Hodges and a 13-yard touchdown strike from running back Sam Rogers to fullback Steven Peoples. The latter gave the Hokies a 30-16 lead with 4:01 left in the third.

McMillian rushed a season-high 18 times and finished with the second-most rushing yards in his career. The game marked his second 100-yard performance of the season (Tennessee) and was the biggest chunk of an evening in which Tech rushed for a season-high 251 yards.

Evans, who sealed the game with a 34-yard, fourth-quarter touchdown run, completed 21 of 33, with two touchdowns and no interceptions, and he also rushed for 98 yards. The Hokies finished with 523 yards of offense.

BIG PLAYS

- Sam Rogers' career-long 52-yard reception in the second quarter set up Hodges' 7-yard touchdown reception. The touchdown was the only one of the half for the Hokies, and Rogers' reception broke his previous career long of 51 yards, which came last season against Ohio State.
- Tech faced third-and-7 from the Miami 38 late in the first half when Evans found Isaiah Ford for a 9-yard gain to the Miami 29. The drive stalled after that, but the play led to a 38-yard field goal by Slye to give the Hokies a 16-3 lead.
- Miami cut the Tech lead to 23-16 midway through the third quarter, but the Hokies answered with a 75-yard drive. An 11-yard pass from Evans to Hodges on third-and-9 kept the drive going and ultimately led to a 13-yard touchdown pass from Sam Rogers to Steven Peoples that gave the Hokies a 30-16 lead.
- Miami's best chance in the fourth ended at the Tech 25. The Canes faced a third-and-14, and Tech's Trevon Hill sacked Kaaya on the play for a 6-yard loss. Kaaya's pass on fourth down fell incomplete, giving the Hokies the ball with 5:51 to go.

FUENTE QUOTE

"We didn't have time to dwell on what happened last week, as much as we didn't like it. We had to pour all of our focus into the game because it was coming quickly. I felt good about our plan and the way we practiced heading into the game. I felt confident in our ability to attack the short week. I think our kids sensed that and accepted the plan in terms of what we were going to do offensively and defensively – and went out and executed it very well."

SCORING

	1	2	3	4	F
Miami	3	6	7	0	- 16
Virginia Tech	3	13	14	7	- 37

- VT (10:45 - 1st)** - Slye 47 FG
- UM (1:42 - 1st)** - Badgley 29 FG
- VT (8:35 - 2nd)** - Slye 27 FG
- VT (5:51 - 2nd)** - Hodges 7 pass from Evans (Slye kick)
- VT (1:28 - 2nd)** - Slye 38 FG
- UM (:19 - 2nd)** - Berrios 25 pass from Kaaya (Badgley kick)
- VT (10:01 - 3rd)** - Hodges 12 pass from Evans (Slye kick)
- UM (7:57 - 3rd)** - Herndon 35 pass from Kaaya (Badgley kick)
- VT (4:01 - 3rd)** - Peoples 13 pass from Rogers (Slye kick)
- VT (2:45 - 4th)** - Evans 34 run (Slye kick)

TEAM STATS

	VT	UM
First downs	28	15
Rushing yds.	44-251	29-42
Passing yds.	272	323
Return yds.	5	0
Passes	22-34-0	23-38-1
Punts-avg.	5-47.6	8-42.1
Fumbles-lost	0-0	1-0
Penalties-yds.	2-25	6-62
Time of poss.	30:32	29:28

INDIVIDUAL STATS

Rushing — VT: McMillian 18-131, Evans 13-98, Williams 6-28, Carroll 1-9, Rogers 1-0, Phillips 1(-1), Team 3(-11), Ford 1(-11); UM: Yearby 9-59, Walton 11-38, Kaaya 9(-55).
Passing — VT: Evans 21-33-0 259, Rogers 1-1-0 13; UM: Kaaya 23-38-1 323.
Receiving — VT: Hodges 7-66, Phillips 7-64, Ford 4-46, Rogers 2-72, Peoples 1-13, Cunningham 1-11; UM: Coley 5-49, Herndon 4-53, Richards 3-78, Njoku 3-69, Walton 3-11, Berrios 2-25, Lewis 2-25, Harris 1-13.

GAME EIGHT

	25 VIRGINIA TECH	39
	PITTSBURGH	36

HEINZ FIELD • PITTSBURGH, PA. • OCT. 27, 2016 • ATT: 40,254

Virginia Tech kicker Joey Slye tied a school and ACC record with six field goals and Jerod Evans threw for 406 yards and two touchdowns, lifting the Hokies to a 39-36 victory over Pittsburgh in an ACC game Thursday night. With the win, the Hokies moved to 6-2 overall, 4-1 in the ACC and stayed in position with North Carolina in the battle for the Coastal Division crown. The Hokies also won in Pittsburgh for the first time since 1999 and won at Heinz Field for the first time.

Pittsburgh (5-3, 2-2 ACC) tied the game at 29 on a 5-yard TD run by offensive lineman Brian O'Neill and two-point conversion pass from Nathan Peterman to James Conner with 13:25 left in the game. But the Hokies took a 32-29 lead on Slye's sixth field goal, which came with 9:39 to go, and then Evans threw a 16-yard touchdown pass to Isaiah Ford with 7:20 remaining, giving the Hokies a 39-29 lead.

The TD reception capped a string in which Tech scored on six straight drives. The Panthers scored on a TD pass from Peterman to Jester Weah with 2:31 left, but the Hokies got a first down on the ensuing possession and ran out the clock.

Tech finished with 556 yards of offense. Evans completed 24 of 40, and Ford, Bucky Hodges and Cam Phillips all finished with more than 100 yards receiving – marking the first time in school history that three players have caught more than 100 yards worth of passes in a single game.

Pittsburgh's James Conner rushed for 141 yards and three touchdowns. The Panthers finished with 458 yards.

BIG PLAYS

- After taking a 3-0 lead on a 31-yard FG by Slye, Tech's second score came courtesy of a Pittsburgh turnover. On the ensuing kickoff, Pittsburgh's Quadree Henderson was stripped by Divine Deablo, and Tech's Jovon Quillen recovered. That led to a 21-yard field goal by Slye to give the Hokies a 6-0 lead.
- A costly Pittsburgh penalty helped the Hokies score toward the end of the first half. Ryan Lewis and Bucky Hodges got tangled up near the goal line and Lewis received a flag for pass interference, giving the Hokies a first down at the Pittsburgh 21. That ultimately led to an 11-yard touchdown pass from Evans to Chris Cunningham.
- Evans' best pass of the game came late in the third quarter when he completed a beautiful ball to Cam Phillips for a 35-yard gain to the Pittsburgh 2. On the next play, Marshawn Williams scored, giving the Hokies a 29-21 lead.
- Tech's final TD came on a three-play drive. It started with a 41-yard pass to Phillips and ended with Ford's 23rd career TD catch, breaking the school record.

FUENTE QUOTE

"I'm awfully proud of our guys for the way they played," Tech coach Justin Fuente said of his team. "Obviously, it wasn't perfect, but we played a really good football team – a good football team in all three phases of the game. Every time we got a stop, or every time we gained yards, they were hard earned. Our kids did a great job battling through the ups and downs and ebbs and flows of the ball game. We found a way to get the job done, and I'm awfully proud of kids. It was a great team effort."

SCORING

	1	2	3	4	F
Virginia Tech	6	10	13	10	- 39
Pittsburgh	0	14	7	15	- 36

- VT (11:05 - 1st)** - Slye 31 FG
- VT (8:05 - 1st)** - Slye 21 FG
- VT (13:08 - 2nd)** - Slye 22 FG
- PITT (4:14 - 2nd)** - Conner 6 run (Blewitt kick)
- VT (2:00 - 2nd)** - Cunningham 11 pass from Evans (Slye kick)
- PITT (:14 - 2nd)** - Conner 1 run (Blewitt kick)
- PITT (11:27 - 3rd)** - Conner 1 run (Blewitt kick)
- VT (7:00 - 3rd)** - Slye 26 FG
- VT (2:44 - 3rd)** - Slye 37 FG
- VT (:07 - 3rd)** - Williams 2 run (Slye kick)
- PITT (13:25 - 4th)** - O'Neill 5 run (Conner from Peterman)
- VT (9:39 - 4th)** - Slye 22 FG
- VT (7:20 - 4th)** - Ford 16 pass from Evans (Slye kick)
- PITT (2:31 - 4th)** - Weah 7 pass from Peterman (Blewitt kick)

TEAM STATS

	VT	PITT
First downs	29	17
Rushing yds.	39-150	32-180
Passing yds.	406	278
Return yds.	98	57
Passes	24-43-0	14-23-1
Punts-avg.	3-31.3	6-39.8
Fumbles-lost	1-0	3-1
Penalties-yds.	4-35	9-63
Time of poss.	33:17	26:43

INDIVIDUAL STATS

Rushing — VT: Phillips 5-43, Evans 11-33, Williams 8-29, Ford 1-4, Team 1(-1), McMillian 6(-3); PITT: Conner 19-141, Peterman 5-33, O'Neill 1-5, Aston 1-4, Ford 1-1, Henderson 5(-4).
Passing — VT: Evans 24-40-0 406, Motley 0-3-0 0; PITT: Peterman 13-22-1 267; Tipton 1-1-0 11.
Receiving — VT: Ford 10-143, Hodges 6-145, Phillips 6-109, Cunningham 1-11, Rogers 1(-2); PITT: Weah 4-46, Henderson 3-47, Ford 3-59, Orndoff 2-96, Peterman 1-11, Tipton 1-19.

STATS / BOX SCORES / SPECIALTY STATS / PLAYER PAGES / VIRGINIA TECH / TEAM NOTES / COACH FUENTE

2016 GAME BY GAME



GAME NINE		
23	VIRGINIA TECH	24
	DUKE	21

BROOKS FIELD AT WWS • DURHAM, N.C. • NOV. 5, 2016 • ATT: 38,217

Virginia Tech QB Jerod Evans accounted for 275 yards, Tech's defense got just enough stops, and the Hokies' offense held the ball for the final 4:06 of the game in lifting the No. 23 Hokies to a hard-fought 24-21 victory over Duke.

The win moved Tech to 7-2 overall, 5-1 in the ACC and kept the Hokies tied with North Carolina atop the Coastal Division. Tech holds the tiebreaker over the Tar Heels by virtue of its victory over North Carolina earlier this season.

The Hokies weren't the offensive juggernaut that they were the past two games, finishing with 399 yards. Defensively, they allowed 227 yards rushing. But they cobbled enough plays together to hold off a stubborn Duke team.

The Hokies – who have won seven straight in Durham going back to 1982 – led 21-7 at halftime, thanks to TD runs by Travon McMillian and Evans and a blocked field goal returned for a touchdown by Adonis Alexander. But the Blue Devils cut the lead to 24-21 on a 2-yard touchdown run by QB Daniel Jones with 7:10 left.

Tech went three-and-out on the ensuing possession, but the Hokies' defense forced a Duke punt, giving them the ball with 4:06 left. Tech never gave up the ball, converting twice on third down to drain the clock for the win.

Evans completed 15 of 27 for 192 yards and he also rushed for 83 yards and a touchdown. McMillian rushed for 72 yards, as Tech finished with 207 yards rushing.

BIG PLAYS

- Ford caught just four passes, but made the biggest catch of the game when he hauled in a 15-yard pass from Evans on third-and-4 on Tech's final drive. Evans' 4-yard run in third-and-3 a few plays later enabled Tech to run out the clock
- Duke tried to climb back into the game early in the second half, driving to the Tech 20, but the Hokies got sacks from Ken Ekanem and Woody Baron in a three-play span and that forced the Blue Devils to punt.
- On the Hokies' final scoring drive of the first half, they converted twice on third down before Evans scored in a fourth-down run. With the Hokies facing a third-and-9 from the Tech 48, Evans rushed for 10 yards and a first down at the Duke 42. With them facing a third-and-7 from the Duke 39, Evans completed a 23-yard pass to Cam Phillips for a first down at the Duke 16.
- Evans' 20-yard pass to Bucky Hodges in the second quarter gave the Hokies a lead down at the Duke 16. Two plays later, McMillian scored on a 14-yard run.

GAME NOTES

- Greg Stroman's blocked FG marked the Hokies' fourth blocked kick of the season (three FGs and a punt). The last time Tech blocked four kicks in a season was 2008 when it blocked five and last blocked three FGs in one season in 2004.
- Terrell Edmunds finished with a career-high 14 tackles, while Woody Baron had 3.5 TFLs and has 13 on the year. He and Tremaine Edmunds are tied for the team lead.

FUENTE QUOTES

"I think the elite teams and the good teams, where we want to be, those teams find a way to win, no matter when it's ugly, or how ugly it looks," Tech receiver Isaiah Ford said. "When adversity hits, they find a way to win, and that's what we did tonight."

"I'm proud of our kids and the way they finished the ball game," Tech coach Justin Fuente said. "We knew it was going to be tough coming in here. Duke is much better than their record. They're very well coached, and they play hard. I'm awfully happy to find a way to win the game. We knew it was going to be hard from the start. We faced some adversity and responded."

SCORING

	1	2	3	4	F
Virginia Tech	7	14	0	3	- 24
Duke	7	0	7	7	- 21

VT (7:35 - 1st) - McMillian 14 run (Slye kick)

DU (3:55 - 1st) - Wilson 3 run (Reed kick)

VT (12:40 - 2nd) - Alexander 75 blocked FG return (Slye kick)

VT (6:57 - 2nd) - Evans 7 run (Slye kick)

DU (4:00 - 3rd) - Jones 7 run (Reed kick)

VT (14:09 - 4th) - Slye 27 FG

DU (7:10 - 4th) - Jones 2 run (Reed kick)

TEAM STATS

	VT	DU
First downs	23	24
Rushing yds.	52-207	45-227
Passing yds.	192	148
Return yds.	82	27
Passes	15-27-0	18-31-0
Punts-avg.	6-35.0	7-40.3
Fumbles-lost	0-0	1-0
Penalties-yds.	6-58	6-46
Time of poss.	30:02	29:58

INDIVIDUAL STATS

Rushing — VT: Evans 18-83, McMillian 15-72, Rogers 8-22, Peoples 2-13, Williams 3-13, Phillips 3-8, Hodges 1-0, Team 2-(-4); DU: Jones 18-99, Wilson 21-76, Ajeigbe 6-52.

Passing — VT: Evans 15-27-0 192; DU: Jones 18-31-0 148.

Receiving — VT: Ford 4-62, Phillips 3-37, Carroll 3-27, McMillian 2-33, Hodges 2-24, Murphy 1-9; DU: Taylor 6-31, Young 4-48, Schneider 2-19, Ajeigbe 2-1, Helm 1-22, Chambers 1-19, Wilson 1-5, Koppenhaver 1-3.



GAME TEN		
	GEORGIA TECH	30
18	VIRGINIA TECH	20

LANE STADIUM • BLACKSBURG, VA. • NOV. 12, 2016 • ATT: 65,632

Jerod Evans threw for a touchdown and ran for two scores, but Virginia Tech turned the ball over four times and that was its undoing, as the No. 18 Hokies fell 30-20 to Georgia Tech at Lane Stadium on Saturday.

With the loss, the Hokies fell to 7-3 overall, 5-2 in the ACC. Georgia Tech moved to 6-4 overall, 3-4 in league play. Virginia Tech still can clinch the Coastal Division crown with a win over Virginia in the regular-season finale.

The Hokies played one of their worst games of the season. They turned the ball over four times, botched a short field-goal attempt, had a terrible snap right before halftime that ultimately led to a Georgia Tech touchdown right before halftime, allowed five sacks and gave up more than 300 yards rushing.

The Hokies cut a 20-0 deficit to 20-7 on a 5-yard touchdown pass from Evans to Isaiah Ford with 12:30 left in the third quarter. They were in position to cut into it even more on their next possession, driving to the Georgia Tech 35. But Evans threw his second interception, ending the threat.

An Evans fumble in the fourth quarter led to a 56-yard touchdown run by Marcus Marshall. The Yellow Jackets scored 17 points off turnovers.

Marshall rushed for 143 yards for the Yellow Jackets. Backup quarterback Matthew Jordan, playing in place of an injury.

Evans threw for 316 yards and rushed for 75 to pace the Hokies.

GAME NOTES

- Virginia Tech had four players - linebacker Andrew Motuapauaka (14), linebacker Tremaine Edmunds (12), defensive tackle Woody Baron (10) and defensive end Vinny Mihota (10) - with double figures in tackles in the same game for the first time since the Boston College game on Nov. 22, 2003. In that game, Mikal Baaqee (15), Brandon Manning (14), DeAngelo Hall (13), Vegas Robinson (12) and Michael Crawford (12) all were in double figures.
- Evans now has 22 touchdown passes on the season and needs just three more to pass Tyrod Taylor (24, 2010) for the Tech single-season record. He is now responsible for 28 touchdowns and needs just three more to pass Logan Thomas' single-season mark (30, 2011).
- Evans saw his streak of consecutive passes without an interception end at 118 - the fifth-longest such streak in the past 30 seasons.
- Ford caught eight passes for 85 yards and the touchdown. With the eight receptions, he broke Jarrett Boykin's record (184, 2008-11) for career receptions. He now has 189 in his career.
- Ford also moved into second place on the list for career receiving yardage, passing Danny Coale (2,658, 2008-11). He now has 2,668 and needs 217 yards to pass Boykin's all-time mark of 2,884.
- Cam Phillips set a career high with 10 receptions and now has 135 for his career - a number that moved him into fourth place on the all-time list.
- Both DB Adonis Alexander and WHIP Anthony Shegog made their first starts of the season, but have nine and six starts respectively in their Tech careers.

FUENTE QUOTE

"We turned the ball over right from the start [on the opening kickoff] and never got anything going," Virginia Tech coach Justin Fuente said. "In the end, we didn't play well enough. We didn't deserve to win the ball game. They did. Credit to them."

SCORING

	1	2	3	4	F
Georgia Tech	6	14	0	10	- 30
Virginia Tech	0	0	7	13	- 20

GT (10:49 - 1st) - Butker 40 FG

GT (2:01 - 1st) - Butker 39 FG

GT (8:56 - 2nd) - Jordan 53 run (Butker kick)

GT (:30 - 2nd) - Jordan 3 run (Butker kick)

VT (12:40 - 3rd) - Ford 5 pass from Evans (Slye kick)

GT (11:01 - 4th) - Butker 35 FG

GT (9:16 - 4th) - Marshall 56 run (Butker kick)

VT (4:37 - 4th) - Evans 8 run (Slye kick)

VT (:37 - 4th) - Evans 7 run (Evans run failed)

TEAM STATS

	GT	VT
First downs	15	25
Rushing yds.	58-309	33-121
Passing yds.	34	316
Return yds.	19	107
Passes	2-7-0	32-45-2
Punts-avg.	6-42.5	4-40.3
Fumbles-lost	4-1	3-2
Penalties-yds.	7-35	4-35
Time of poss.	35:55	24:05

INDIVIDUAL STATS

Rushing — VT: Evans 18-75, McMillian 10-39, Phillips 1-12, Rogers 1-7, Williams 1-4, Carroll 1-2, Team 1-(-18); GT: Marshall 19-143, Jordan 32-121, Lynch 2-24, Willis 3-21, Team 2-1.

Passing — VT: Evans 32-45-2 316, Team 0-2-0 0; GT: Jordan 2-7-0 34.

Receiving — VT: Phillips 10-82, Ford 8-85, Carroll 5-65, Rogers 4-37, Hodges 3-22, McMillian 1-17, Murphy 1-8; GT: June 1-24, Stewart 1-20.

2016 GAME BY GAME

GAME ELEVEN



VIRGINIA TECH 34
NOTRE DAME 31

NOTRE DAME STADIUM • NOTRE DAME, IND. • NOV. 19, 2016 • ATT: 80,795

Virginia Tech kicker Joey Slye hit a 20-yard field goal with 4:21 left and that was the game winner, as the Hokies twice rallied from 17-point deficits to knock off Notre Dame 34-31 on a blustery Saturday evening at historic Notre Dame Stadium.

The Hokies trailed 17-0 and 24-7 in the first half, but rallied in the second half. They cut the lead to 24-21 on their first possession of the second half when Steven Peoples scored on a 2-yard run.

Notre Dame pushed the lead back to 10 when Josh Adams scored on a 67-yard run with 3:49 left in the third. But the Hokies scored the final 13 points of the game.

Tech tied the game at 31 on a 7-yard touchdown pass from quarterback Jerod Evans to Bucky Hodges with 9:13 remaining. After a stop, the Hokies got the ball back and embarked on a 10-play, 51-yard drive that led to Slye's game-winning field goal.

Notre Dame tried to mount one last drive in the final minute, but Tech's defense stopped the Irish on fourth down at the Tech 47 on the game's final play.

Evans paced the Hokies, accounting for 334 yards of offense. He was 22 of 29 for 267 yards, with two TDs and an interception, and rushed for 67 yards and a TD.

Notre Dame amassed 435 yards of offense, but Tech's defense held the Irish to just six first downs in the second half.

BIG PLAYS

- On the Hokies' game-winning drive, Evans accounted for 49 of the 51 yards. His total included a 20-yard pass to Isaiah Ford early in the possession that started things for the Hokies and led to Slye's game-winning field goal.
- C.J. Carroll hauled in a 62-yard pass early in the third quarter that led to Peoples' 2-yard touchdown run. That score cut the Notre Dame lead to 24-21.

GAME NOTES

- With 10 points, Slye became the fifth player in Tech history to score 300 points in a career. He needs just seven more FGs to break Shayne Graham's school record.
- With two TD passes and a TF run, Evans increased his total TDs to 31, breaking the single-season record of 30 held by former quarterback Logan Thomas (2014).
- Evans' two TD passes now give him 24 on the season, tying the school record held by Tyrod Taylor (2010).
- Peoples set a career high with 11 carries in the game. His previous career high was two carries. He finished with 32 yards rushing.

FUENTE QUOTES

"I'm awfully grateful when I think back on all the football games I've been a part of in my life. The first thought is not throwing a post for a touchdown, or scoring a touchdown, or calling a play that results in a touchdown, or any of those things. It's always getting a chance to share those things with other people.

"Virginia Tech is a special place. I don't mean just a special place to coach football. It's a special place to be a part of and the pride that people have in Virginia Tech, whether they work at Virginia Tech or live in Blacksburg or went to school there, is palpable. You can see it. Sometimes, you can see it a little bit easier at road football games. It was a great example of that today. Watching the Hokie Nation turn out and watch those kids ... To get that reward is special."

SCORING	1	2	3	4	F
Virginia Tech	0	14	7	13	- 34
Notre Dame	10	14	7	0	- 31

- ND (11:51 - 1st)** - Adams 1 run (Toon kick)
- ND (4:26 - 1st)** - Yoon 25 FG
- ND (14:53 - 2nd)** - Finke 31 pass from Kizer (Toon kick)
- VT (11:28 - 2nd)** - Evans 23 run (Slye kick)
- ND (6:00 - 2nd)** - Boykin 18 pass from Kizer (Toon kick)
- VT (1:18 - 2nd)** - Phillips 16 pass from Evans (Slye kick)
- VT (12:39 - 3rd)** - Peoples 2 run (Slye kick)
- ND (3:49 - 3rd)** - Adams 67 run (Toon kick)
- VT (13:35 - 4th)** - Slye 23 FG
- VT (9:13 - 4th)** - Hodges 16 pass from Evans (Slye kick)
- VT (4:16 - 4th)** - Slye 20 FG

TEAM STATS	VT	ND
First downs	25	22
Rushing yds.	47-152	36-200
Passing yds.	267	249
Return yds.	122	80
Passes	22-29-1	17-34-0
Punts-avg.	4-30.5	7-38.0
Fumbles-lost	4-1	1-0
Penalties-yds.	5-35	10-78
Time of poss.	32:45	27:15

INDIVIDUAL STATS

Rushing — VT: Evans 18-67, Peoples 11-32, Williams 8-28, Rogers 4-26, Phillips 1-4, Ford 1-3, McMillian 1-2, Team 3(-10); ND: Admas 13-100, Kizer, 16-69, Folston 5-23, Sanders 2-8.

Passing — VT: Evans 22-29-1 267; ND: Kizer 16-33-0 235, Zaire 1-1-0 14.

Receiving — VT: Ford 7-86, Phillips 6-56, Rogers 4-30, Carroll 3-80, Hodges 2-15; ND: St. Brown 6-90, Sanders 3-24, Holmes 2-26, Stepherson 2-18, Finke 1-31, Adams 1-22, Claypool 1-20, Boykin 1-18.

THE LAST TIME

TEAM

Scored 90+ points	99, vs. Emory & Henry, 1919
Scored 80-89 points	86, vs. Roanoke College, 1905
Scored 70-79 points	77, vs. Akron, 1995
Scored 60-69 points	66, vs. Appalachian State, 2011
Scored 50-59 points	54, vs. East Carolina, 2016
Scored 40-49 points	49, vs. Boston College, 2016
Back-to-back 40+ games	vs. BC (49), vs. ECU (54), 2016
Three straight 40+ games	at NCSU (41), vs. CMU (45), vs. WF (52), 2010
Four straight 40+ games	NCSU (41), CMU (45), WF (52), Duke (44), 2010
Rushed for 500+ yards	500, at Pittsburgh, 1993
Rushed for 400-499 yards	444, vs. Marshall, 2009
Rushed for 300-399 yards	308, vs. Western Michigan, 2014
Rushed for 200-299 yards	251, vs. Miami, 2016
Passed for 500+ yards	504, at Syracuse, 2002
Passed for 400-499 yards	406, at Pittsburgh, 2016
Passed for 300-399 yards	316 vs Georgia Tech, 2016
Passed for 200-299 yards	267, at Notre Dame, 2016
Rushed/Passed for 200+ yards	vs. Miami 2016
	251 rush, 272 pass
Had 600+ yards in total offense	605, vs. Wake Forest, 2010
Had 500-599 yards in total offense	556, at Pittsburgh, 2016
Scored on first offensive play	at Pittsburgh, 2016
	Joey Slye 31yd FG
Won on final offensive play	vs. Virginia, 2012
	Cody Journell 29 yd FG
Lost on final offensive play	North Carolina, 2015
	Quinshad Davis 5-yd pass from Marquise Williams (OT)
Won in overtime	29-21, vs. Marshall, 2013
Lost in overtime	30-27 (OT), vs. North Carolina, 2015
Recorded a safety	vs. East Carolina, 2016
Recorded two defensive TDs	at Boston College, 2008
Zero punts in a game	vs. James Madison, 2010
Zero sacks allowed in a game	vs. East Carolina, 2016
Recorded a shutout	vs. Boston College, 2016
Held opp. to 0 yards or less rushing	-15, vs. Florida State, 2012
Blocked two kicks in a game	vs. East Carolina, 2016
Scored special teams TD	vs. East Carolina, 2016
Scored defensive & special teams TD	at Purdue, 2015
Played an overtime game	vs. Duke [4 OT], 2015

INDIVIDUAL

Rushed for 200+ yards	253, Darren Evans, vs. Maryland, 2008
Rushed for 150-199 yards	157, J.C. Coleman, vs. Cincinnati, 2014
Two players rushed for 100 yards	NC State, 2010
	(Darren Evans, 160 yds. & Tyrod Taylor, 121 yds.)
Three players rushed for 100 yards	at South Carolina, 1974
	Phil Rogers (120), Roscoe Coles (111) & George Heath (104)
Had 40+ carries	42, Cyrus Lawrence, vs. Memphis St., 1981
Had 30-39 carries	33, Travon McMillian, at Boston College, 2015
Had 20-29 carries	21, Travon McMillian, North Carolina, 2015
Had two players with 20+ carries	Logan Thomas (23) & Trey Edmunds (22) vs. Marshall, 2013
Rushed for 6 TDs	Tommy Francisco, vs. VMI, 1966
Rushed for 5 TDs	Lee Suggs, at UCF, 2000
Rushed for 4 TDs	Trey Edmunds, at Miami, 2013
Rushed for 3 TDs	David Wilson, vs. Appalachian State, 2011
Rushed for 2 TDs	Jerod Evans, vs Georgia Tech, 2016
Passed for 500+ yards	504, Bryan Randall, at Syracuse, 2002
Passed for 300-499 yards	316, Jerod Evans, vs Georgia Tech, 2016
Passed for 200-299 yards	267, Jerod Evans, at Notre Dame, 2016
Two QBs each pass for 100+ yards	vs. Appalachian State, 2011
	(Logan Thomas, 149 yds. & Mark Leal, 113 yds.)

Passed for 5 TDs	Jerod Evans, vs Boston College, 2016
Passed for 4 TDs	Jerod Evans, vs. Liberty, 2016
Passed for 3 TDs	Jerod Evans, vs. East Carolina, 2016
Passed for 2 TDs	Jerod Evans, at Notre Dame, 2016
Two QBs with 2 TD passes apiece	Logan Thomas and Mark Leal vs. Appalachian State, 2011
Had 50+ pass attempts	56, Michael Brewer, vs. East Carolina, 2014
Had 40-49 pass attempts	45, Jerod Evans, vs Georgia Tech, 2016
Had 30-39 pass attempts	33, Jerod Evans, Miami, 2016
Had 20-29 pass attempts	29, Jerod Evans at Notre Dame, 2016
Had 30+ pass completions	32, Jerod Evans, vs. Georgia Tech, 2016
Had 20-29 pass comps	22, Jerod Evans, at Notre Dame, 2016
QB rush/pass for 100 yards	Jerod Evans, vs Georgia Tech, 2016
	(101 rush, 316 pass)
Had 10+ receptions	10, Cam Phillips, vs Georgia Tech, 2016
Had 250+ yards receiving	279, Ernest Wilford, at Syracuse, 2002
Had 200-249 yards receiving	227, Isaiah Ford, vs. Tulsa, 2015
Had 100+ yards receiving	117, Isaiah Ford, vs. East Carolina, 2016
Three players with 100+ receiving	at Pittsburgh, 2016
	Isaiah Ford (143), Bucky Hodges (145), Cam Phillips (109)
Had 4 TD receptions	Ernest Wilford at Syracuse, 2002
Had 3 TD receptions	Bucky Hodges, vs. Duke (4 OT), 2015
Had 2 TD receptions	Isaiah Ford, vs Boston College, 2016
Intercepted 3 passes	Kendall Fuller, vs. Duke, 2013
Intercepted 2 passes	Greg Stroman, vs Liberty, 2016
Returned a KO for TD	Demetri Knowles, at North Carolina, 2012
Returned punt for TD	Greg Stroman, vs. East Carolina, 2016
Returned an INT for TD	Andrew Motuapuaka, vs. Furman, 2015
Returned a fumble for TD	Andrew Motuapuaka at Boston College, 2015
Returned blocked punt for TD	Adonis Alexander, at Purdue, 2015
Returned blocked FG for TD	D.J. Parker, vs. Georgia Tech, 2005
Returned blocked PAT for 2 pts	Stephan Virgil, vs. East Carolina, 2008
Blocked an extra point	Dadi Nicolas, vs. Miami, 2014
Blocked a FG	Greg Stroman, at Duke, 2016
Blocked a punt	Cam Phillips, vs. East Carolina, 2016
Scored a def. and special teams TD in a game	DeAngelo Hall vs. Arkansas St., 2002 (49-yd. INT & 69-yd. PR)
Returned two punts for TDs	DeAngelo Hall vs. Syracuse, 2003 (58 & 60 yds.)
Successful 2-point conversion	vs. Duke (4 OT), 2015
	Travon McMillian, rush
Made 6 FGs	Joey Slye, at Pittsburgh, 2016
Made 5 FGs	Chris Kinzer, vs. Vanderbilt, 1986
Made 4 FGs	Joey Slye, at Boston College, 2015
Made 3 FGs	Joey Slye, vs Miami, 2016
Kicked a 60+ FG	61, Wayne Latimer, vs. Florida State, 1975
Kicked a 50-59 FG	56, Cody Journell, at Boston College, 2013
Kicked a 40-49 FG	47, Joey Slye, vs. Miami, 2016
Kicked two 40+ yards FGs in one game	Joey Slye, at Virginia, 2015
Kicked a 70+ punt	75, Michael Branthover, at Duke, 2011
Kicked a 60-69 punt	61, Mitchell Ludwig, vs. Miami, 2016



THE LAST TIME – OPPONENT

TEAM

Scored 70+ points	77, Alabama, 1973
Scored 60-69 points	66, Washington & Lee, 1951
Scored 50-59 points	52, Tulsa, 2015
Scored 40-49 points	45, Tennessee, 2016

Rushed for 500+ yards	748, Alabama, 1973
Rushed for 400-499 yards	461, Alabama, 1972
Rushed for 300-399 yards	309, Georgia Tech, 2016
Rushed for 200-299 yards	200, Notre Dame, 2016
Had 50-99 yards rushing	73, North Carolina, 2016
Had FEWER than 50 yards rushing	42, Miami, 2016

Passed for 500+ yards	NEVER
Passed for 400-499 yards	450, Syracuse, 2016
Passed for 350-399 yards	362, East Carolina, 2016
Had 50-99 yards passing	58, North Carolina, 2016
Had FEWER than 50 yards passing	34, Georgia Tech, 2016

Had 800+ yards in total offense	833, Alabama, 1973
Had 700-799 yards in total offense	NEVER
Had 600-699 yards in total offense	604, Syracuse, 2002
Had 500-599 yards in total offense	563, vs. Tulsa, 2015

Recorded a safety	Boston College [2], 2008
Recorded a defensive TD	Georgia Tech, 2015
Shut out Tech	Cincinnati, 1995
Blocked two kicks in a game	Duke, 2006
Scored a special teams TD	Alabama, 2013
Scored defensive & special teams TD	Alabama, 2013

INDIVIDUAL

Rushed for 200+ yards	249, Duke Johnson, Miami, 2014
Rushed for 150-199 yards	169, James Summers, East Carolina, 2015
Rushed for 100-149 yards	146, J. Connor, Pittsburgh, 2016
Two players rushed for 100 yards	Georgia Tech, 2016
	Marcus Marshall (143) & Matthew Jordan (142)

Three players rushed for 100 yards	NEVER
Had 40+ carries	44, Paul Palmer, Temple, 1986
Had 35-39 carries	38, Derrick Knight, Boston College, 2003
Rushed for 6 TDs	Willis McGahee, Miami, 2002
Rushed for 5 TDs	NEVER
Rushed for 4 TDs	Chris Brantley, Rutgers, 1992
Rushed for 3 TDs	J. Connor, Pittsburgh, 2016
Rushed for 2 TDs	Matthew Jordan, Georgia Tech, 2016

Passed for 500+ yards	NEVER
Passed for 400-499 yards	427, Shane Carden, East Carolina, 2014
Passed for 300-399 yards	323, Brad Kaaya, Miami, 2016
Passed for 5 TDs	NEVER
Passed for 4 TDs	Thomas Sirk, Duke (4 OT), 2011
Passed for 3 TDs	Josh Dobbs, Tennessee, 2016
Had 50+ pass attempts	53, Eric Dungey, Syracuse, 2016
Had 40-49 pass attempts	44, Dane Evans, Tulsa, 2015
Had 30-39 pass attempts	31, Daniel Jones, Duke, 2016
Had 30+ pass completions	30, Dominique Davis, East Carolina, 2010
Had 20-29 pass comps	23, Brad Kaaya, Miami, 2016
QB rush/pass for 100 yards	Eric Dungey, Syracuse, 2016
	311 yds passing, 109 yds rushing

Had 11+ receptions	11, Ervin Phillips, Syracuse, 2016
Had 250+ yards receiving	NEVER

Had 200-249 yards receiving	224, Cam Worthy, East Carolina, 2014
Had 100+ yards receiving	179, Jimmy Williams, East Carolina, 2016
Two players w/100+ yards receiving	Syracuse, 2016
	Ervin Phillips, 139 & Brisley Estime, 131

Had 4 TD receptions	Chris Brantley, Rutgers, 1992
Had 3 TD receptions	Coby Fleener, Stanford, 2011
Had 2 TD receptions	Jimmy Williams, East Carolina, 2016
Intercepted 3 passes	Aaron Beasley, West Virginia, 1994
Intercepted 2 passes	Arti Burns, Miami, 2015

Returned a KO for TD	Christion Jones, Alabama, 2013
Returned punt for TD	William Likely, Maryland, 2013
Returned an INT for TD	David Dean, Virginia, 2014
Returned/recovered a fumble for TD	Alpha Jalloh, Liberty, 2016
Returned blocked punt for TD	T.J. Lee, East Carolina, 2008
Returned blocked FG for TD	NEVER
Returned blocked PAT for 2 pts	Nigel Bradham, Florida State, 2010
Blocked an extra point	Richard Ash, Western Michigan, 2014
Blocked a FG	Jaquan Johnson, Miami, 2016
Blocked a punt	Gabriel Terry, Miami, 2012
2-point conversion	Pittsburgh, 2016
	Nathan Peterman pass to James Conner

Made 6 FGs	NEVER
Made 5 FGs	Alex Henery, Nebraska, 2009
Made 4 FGs	Will Snyderwine, Duke, 2009
Made 3 FGs	Harrison Butker, Georgia Tech, 2016
Kicked a 60+ FG	NEVER
Kicked a 50-59 FG	51, Cole Murphy, Syracuse, 2016
Kicked two 50+ FGs	51 & 53, Ross Martin, Duke, 2013
Kicked a 40-49 FG	40, Harrison Butker, Georgia Tech, 2016

Kicked a 70+ punt	76, Alex Henery, Nebraska, 2009
Kicked a 60-69 punt	65, Newsome, Notre Dame, 2016

TURNOVERS

THE LAST TIME TECH...

Lost two fumbles	at North Carolina, 2016
Lost three fumbles	vs. Miami, 2014
Lost four fumbles	vs. Liberty, 2016
Lost five or more fumbles	5, vs. Tennessee, 2016

Threw three interceptions	at Miami, Brenden Motley, 2015
Threw four interceptions	vs. Duke, 2013
Threw five interceptions	vs. Virginia, 1994
Threw six or more interceptions	7, vs. Florida St., 1959

THE LAST TIME AN OPPONENT...

Lost two fumbles	North Carolina, 2016
Lost three fumbles	North Carolina (OT), 2015
Lost four fumbles	Arkansas St., 2002
Lost five or more fumbles	5, Clemson, 1985

Threw three interceptions	Ohio State, 2014
Threw four interceptions	Duke, 2013
Threw five interceptions	Georgia Tech, 2007
Threw six or more interceptions	6, Rutgers, 1998

STATS / BOX SCORES / SPECIALTY STATS / PLAYER PAGES / VIRGINIA TECH / TEAM NOTES / COACH FUENTE

VIRGINIA TECH FOOTBALL
2016 SEASON - AS OF NOVEMBER 26

RECORD	OVERALL	HOME	AWAY	NEUTRAL
ALL GAMES	8-3	4-1	4-1	0-1
CONFERENCE	5-2	2-1	3-1	0-0
NON-CONFERENCE	3-1	2-0	1-0	0-1

DATE	OPPONENT	LOCATION	TV	SCORE	ATTEND
Sep 03, 2016	Liberty	Blacksburg, Va.	ACC NETWORK	W 36-16	62,234
! Sep 10, 2016	vs. (17/14) Tennessee	Bristol Motor Speedway	ABC	L 24-45	156,990
* Sep 17, 2016	Boston College	Blacksburg, Va.	ESPNU	W 49-0	60,054
Sep 24, 2016	East Carolina	Blacksburg, Va.	ACC NETWORK	W 54-17	63,712
* Oct 08, 2016	at (17/16) North Carolina	Chapel Hill, N.C.	ABC/ESPN2	W 34-3	33,000
* Oct 15, 2016	at Syracuse	Syracuse, N.Y.	ESPNU	L 17-31	33,838
* Oct 20, 2016	Miami	Blacksburg, Va.	ESPN	W 37-16	63,507
* Oct 27, 2016	at Pittsburgh	Pittsburgh, Pa.	ESPN	W 37-16	63,507
* Nov 05, 2016	at Duke	Durham, N.C.	ESPNU	W 24-21	38,217
* Nov 12, 2016	Georgia Tech	Blacksburg, Va.	ESPNU	L 20-30	65,632
Nov 19, 2016	at Notre Dame	Notre Dame, Ind.	NBC	W 34-31	80,795
* Nov 26, 2016	Virginia	Blacksburg, Va.	ESPN2	Noon	
% Dec 03, 2016	Atlantic vs. Coastal	Camping World Stadium	ABC	8 PM	

* - Atlantic Coast Conference Game
! - Battle at Bristol (Bristol, Tenn.)
% - ACC Championship (Orlando, Fla.)
Rankings: (AP/Coaches)

RUSHING	GP	ATT	GAIN	LOSS	NET	AVG	TD	LONG	AVG/G
Jerod Evans	11	150	836	161	675	4.5	7	55	61.4
Travon McMillian	11	124	606	38	568	4.6	4	69	51.6
Marshawn Williams	9	59	247	3	244	4.1	2	19	27.1
Sam Rogers	11	46	165	1	164	3.6	0	9	14.9
Cam Phillips	11	22	112	1	111	5.0	0	20	10.1
Brenden Motley	6	15	92	0	92	6.1	2	26	15.3
Shai McKenzie	6	20	82	6	76	3.8	1	9	12.7
C.J. Carroll	11	9	50	4	46	5.1	0	16	4.2
Steven Peoples	11	13	45	0	45	3.5	1	7	4.1
Bucky Hodges	11	7	32	0	32	4.6	0	7	2.9
Deshawn McCleese	1	8	28	1	27	3.4	0	7	27.0
Isaiah Ford	11	4	30	11	19	4.8	0	26	1.7
D.J. Reid	4	3	11	0	11	3.7	0	5	2.8
Henri Murphy	10	1	3	0	3	3.0	0	3	0.3
Jack Click	1	2	2	1	1	0.5	0	2	1.0
Mitchell Ludwig	11	1	0	11	-11	-11.0	0	0	-1.0
TEAM	11	24	0	90	-90	-3.8	0	0	-8.2
TOTAL	11	508	2341	328	2013	4.0	17	69	183.0
OPPONENTS	11	418	2000	359	1641	3.9	18	67	149.2

PASSING	GP	EFFIC	ATT-CMP-INT	PCT	YDS	TD	LONG	AVG/G
Jerod Evans	11	156.95	210-327-5	64.2	2786	24	62	253.3
Brenden Motley	6	62.92	7-17-0	41.2	44	0	12	7.3
TEAM	11	0.00	0-2-0	0.0	0	0	0	0.0
Isaiah Ford	11	0.00	0-1-0	0.0	0	0	0	0.0
Jack Click	1	0.00	0-1-0	0.0	0	0	0	0.0
Sam Rogers	11	539.20	1-1-0	100.0	13	1	13	1.2
TOTAL	11	151.67	218-349-5	62.5	2843	25	62	258.5
OPPONENTS	11	108.43	162-330-10	49.1	2098	12	84	190.7

RECEIVING	GP	NO.	YDS	AVG	TD	LONG	AVG/G
Isaiah Ford	11	65	881	13.6	7	47	80.1
Cam Phillips	11	52	689	13.2	3	55	62.6
Bucky Hodges	11	38	529	13.9	6	36	48.1
C.J. Carroll	11	17	253	14.9	0	62	23.0
Sam Rogers	11	17	222	13.1	3	52	20.2
Travon McMillian	11	9	81	9.0	2	22	7.4
Chris Cunningham	10	5	43	8.6	3	13	4.3
Henri Murphy	10	3	29	9.7	0	12	2.9
Shai McKenzie	6	3	28	9.3	0	17	4.7
Jaylen Bradshaw	7	3	25	8.3	0	10	3.6
Steven Peoples	11	2	40	20.0	1	27	3.6
Devin Wilson	5	2	13	6.5	0	8	2.6
Divine Deablo	11	1	8	8.0	0	8	0.7
Marshawn Williams	9	1	2	2.0	0	2	0.2
TOTAL	11	218	2843	13.0	25	62	258.5
OPPONENTS	11	162	2098	13.0	12	84	190.7

TEAM STATISTICS	HOKIES	OPPONENT
SCORING	368	243
Points Per Game	33.5	22.1
Points Off Turnovers	44	64
FIRST DOWNS	257	182
Rushing	105	79
Passing	133	86
Penalty	19	17
RUSHING YARDAGE	2013	1641
Yards gained rushing	2341	2000
Yards lost rushing	328	359
Rushing Attempts	508	418
Average Per Rush	4.0	3.9
Average Per Game	183.0	149.2
TDs Rushing	17	18
PASSING YARDAGE	2843	2098
Comp-Att-Int	218-349-5	162-330-10
Average Per Pass	8.1	6.4
Average Per Catch	13.0	13.0
Average Per Game	258.5	190.7
TDs Passing	25	12
TOTAL OFFENSE	4856	3739
Total Plays	857	748
Average Per Play	5.7	5.0
Average Per Game	441.5	339.9
KICK RETURNS: #-Yards	33-701	19-332
PUNT RETURNS: #-Yards	38-297	11-45
INT RETURNS: #-Yards	10-19	5-22
KICK RETURN AVERAGE	21.2	17.5
PUNT RETURN AVERAGE	7.8	4.1
INT RETURN AVERAGE	1.9	4.4
FUMBLES-LOST	26-15	18-7
PENALTIES-Yards	56-481	90-659
Average Per Game	43.7	59.9
PUNTS-Yards	54-2080	76-3141
Average Per Punt	38.5	41.3
Net punt average	36.9	36.1
KICKOFFS-Yards	72-4639	53-3289
Average Per Kick	64.4	62.1
Net kick average	41.1	39.9
TIME OF POSSESSION/Game	31:38	28:22
3RD-DOWN Conversions	68/167	45/163
3rd-Down Pct	41%	28%
4TH-DOWN Conversions	7/12	9/20
4th-Down Pct	58%	45%
SACKS BY-Yards	25-158	23-124
MISC YARDS	112	9
TOUCHDOWNS SCORED	44	31
FIELD GOALS-ATTEMPTS	19-25	9-14
ON-SIDE KICKS	0-2	0-0
RED-ZONE SCORES	(49-56) 88%	(25-32) 78%
RED-ZONE TOUCHDOWNS	(32-56) 57%	(18-32) 56%
PAT-ATTEMPTS	(41-42) 98%	(28-30) 93%

ATTENDANCE	HOKIES	OPPONENT
TOTAL	315139	226104
Games/Avg Per Game	5/63028	5/45221
Neutral Site Games		1/156990

SCORE BY QUARTERS	1ST	2ND	3RD	4TH	TOTAL
Virginia Tech	74	106	103	85	368
Opponents	39	92	49	63	243

PUNT RETURNS	NO.	YDS	AVG	TD	LONG
Greg Stroman	25	221	8.8	1	87
C.J. Carroll	9	79	8.8	0	19
Cam Phillips	2	7	3.5	0	6
Curtis Williams	1	-8	-8.0	0	0
TEAM	1	-2	-2.0	0	0
Adonis Alexander	0	0	0.0	0	0
TOTAL	38	297	7.8	1	87
OPPONENTS	11	45	4.1	0	20

INTERCEPTIONS	NO.	YDS	AVG	TD	LONG
Greg Stroman	3	0	0.0	0	0
Terrell Edmunds	3	15	5.0	0	15
Mook Reynolds	2	4	2.0	0	3
Adonis Alexander	1	0	0.0	0	0
Andrew Motuapuaka	1	0	0.0	0	0
TOTAL	10	19	1.9	0	15
OPPONENTS	5	22	4.4	0	19

KICK RETURNS	NO.	YDS	AVG	TD	LONG
Greg Stroman	22	460	20.9	0	37
Der'Woun Greene	5	113	22.6	0	37
Henri Murphy	3	98	32.7	0	36
Tim Settle	2	15	7.5	0	9
Sam Rogers	1	15	15.0	0	15
Adonis Alexander	0	0	0.0	0	0
TOTAL	33	701	21.2	0	37
OPPONENTS	19	332	17.5	0	31

FUMBLE RETURNS	NO.	YDS	AVG	TD	LONG
Andrew Motuapuaka	1	9	9.0	0	9
Woody Baron	1	9	9.0	0	9
Adonis Alexander	0	0	0.0	1	0
TOTAL	2	18	9.0	1	9
OPPONENTS	1	71	71.0	1	71

FG SEQUENCE	VIRGINIA TECH	OPPONENTS
Liberty	52,(34),(34)	-
Tennessee	47,(26)	(34),47
Boston College	-	-
East Carolina	(20)	[26],[27]
North Carolina	(35),(28)	(28)
Syracuse	(36),45	[53],[51],51
Miami	(47),(27),(38),[42]	(29)
Pitt	(31),(21),(22),(26),(37),(22)	-
Duke	34,(27)	[30]
Georgia Tech	[38]	(40),(39),(35)
Notre Dame	(23),(20)	(25)
Virginia		
ACC Championship		

Numbers in (parentheses) indicate field goal was made.
Numbers in [brackets] indicate field goal was blocked.

PUNTING	NO.	YDS	AVG	LONG	TB	FC	I20	50+	BLKO
Mitchell Ludwig	52	2000	38.5	61	2	24	23	8	0
Greg Stroman	2	80	40.0	45	0	0	1	0	0
TOTAL	54	2080	38.5	61	2	24	24	8	0
OPPONENTS	76	3141	41.3	65	5	17	13	12	1

KICKOFFS	NO.	YDS	AVG	TB	OB	RETN	NET	YDLN
Joey Slye	72	4639	64.4	54	0	332	41.1	23
TOTAL	72	4639	64.4	54	0	332	41.1	23
OPPONENTS	53	3289	62.1	19	1	701	39.9	25

SCORING	TD	FGS	PATS				DXP	SAFETY	POINTS
			KICK	RUSH	RCV	PASS			
Joey Slye	0	19-24	41-42	0-0	0	0-0	0	0	98
Isaiah Ford	7	0-0	0-0	0-0	0	0-0	0	0	42
Jerod Evans	7	0-0	0-0	0-1	0	1-1	0	0	42
Travon McMillian	6	0-0	0-0	0-0	0	0-0	0	0	36
Bucky Hodges	6	0-0	0-0	0-0	0	0-0	0	0	36
Chris Cunningham	3	0-0	0-0	0-0	1	0-0	0	0	20
Cam Phillips	3	0-0	0-0	0-0	0	0-0	0	0	18
Sam Rogers	3	0-0	0-0	0-0	0	0-0	0	0	18
Marshawn Williams	2	0-0	0-0	0-0	0	0-0	0	0	12
Brenden Motley	2	0-0	0-0	0-0	0	0-0	0	0	12
Steven Peoples	2	0-0	0-0	0-0	0	0-0	0	0	12
Shai McKenzie	1	0-0	0-0	0-0	0	0-0	0	0	6
Greg Stroman	1	0-0	0-0	0-0	0	0-0	0	0	6
Adonis Alexander	1	0-0	0-0	0-0	0	0-0	0	0	6
TEAM	0	0-1	0-0	0-0	0	0-0	0	2	4
TOTAL	44	19-25	41-42	0-1	1	1-1	0	2	368
OPPONENTS	31	9-14	28-30	0-0	1	1-1	0	0	243

TOTAL OFFENSE	G	PLAYS	RUSH	PASS	TOTAL	AVG/G
Jerod Evans	11	477	675	2786	3461	314.6
Travon McMillian	11	124	568	0	568	51.6
Marshawn Williams	9	59	244	0	244	27.1
Sam Rogers	11	47	164	13	177	16.1
Brenden Motley	6	32	92	44	136	22.7
Cam Phillips	11	22	111	0	111	10.1
Shai McKenzie	6	20	76	0	76	12.7
C.J. Carroll	11	9	46	0	46	4.2
Steven Peoples	11	13	45	0	45	4.1
Bucky Hodges	11	7	32	0	32	2.9
Deshawn McCleese	1	8	27	0	27	27.0
Isaiah Ford	11	5	19	0	19	1.7
D.J. Reid	4	3	11	0	11	2.8
Henri Murphy	10	1	3	0	3	0.3
Jack Click	1	3	1	0	1	1.0
Mitchell Ludwig	11	1	-11	0	-11	-1.0
TEAM	11	26	-90	0	-90	-8.2
TOTAL	11	857	2013	2843	4856	441.5
OPPONENTS	11	748	1641	2098	3739	339.9

FIELD GOALS	FGM-FGA	PCT	01-19	20-29	30-39	40-49	50-99	LG	BLK
Joey Slye	19-24	79.2	0-0	11-11	7-8	1-4	0-1	47	1
TEAM	0-1	0.0	0-0	0-0	0-1	0-0	0-0	0	1

ALL PURPOSE	G	RUSH	REC	PR	KOR	IR	TOT	AVG/G
Isaiah Ford	11	19	881	0	0	0	900	81.8
Cam Phillips	11	111	689	7	0	0	807	73.4
Greg Stroman	9	0	0	221	460	0	681	75.7
Jerod Evans	11	675	81	0	0	0	675	61.4
Travon McMillian	11	568	81	0	0	0	649	59.0
Bucky Hodges	11	32	529	0	0	0	561	51.0
Sam Rogers	11	164	222	0	15	0	401	36.5
C.J. Carroll	11	46	253	79	0	0	378	34.4
Marshawn Williams	9	244	2	0	0	0	246	27.3
Henri Murphy	10	3	29	0	98	0	130	13.0
Der'Woun Greene	9	0	0	0	113	0	113	12.6
Shai McKenzie	6	76	28	0	0	0	104	17.3
Brenden Motley	6	92	0	0	0	0	92	15.3
Steven Peoples	11	45	40	0	0	0	85	7.7
Chris Cunningham	10	0	43	0	0	0	43	4.3
Deshawn McCleese	1	27	0	0	0	0	27	27.0
Jaylen Bradshaw	7	0	25	0	0	0	25	3.6
Terrell Edmunds	11	0	0	0	0	15	15	1.4
Tim Settle	11	0	0	0	15	0	15	1.4
Devin Wilson	5	0	13	0	0	0	13	2.6
D.J. Reid	4	11	0	0	0	0	11	2.8
Adonis Alexander	10	0	0	0	0	0	10	1.0
Divine Deablo	11	0	8	0	0	0	8	0.7
Mook Reynolds	11	0	0	0	0	4	4	0.4
Jack Click	1	1	0	0	0	0	1	1.0
Curtis Williams	10	0	0	-8	0	0	-8	-0.8
Mitchell Ludwig	11	-11	0	0	0	0	-11	-1.0
TEAM	11	-90	0	-2	0	0	-92	-8.4
TOTAL	11	2013	2843	297	701	19	5883	534.8
OPPONENTS	11	1641	2098	45	332	22	4138	376.2

STATS / BOX SCORES / SPECIALTY STATS / PLAYER PAGES / VIRGINIA TECH / TEAM NOTES / COACH FUENTE

DEFENSIVE STATISTICS

LEADERS	GP-GS	TACKLES			TFL/YDS	SACKS NO-YARDS	PASS DEF			FUMBLES		BLKD KICK	SAFETY
		SOLO	AST	TOTAL			INT-YDS	BRUP	QBH	RCV-YDS	FF		
54 Andrew Motuapuaka	11	44	52	96	5.0-18	2.0-11	1-0	4	4	1-9	1	.	.
49 Tremaine Edmunds	11	44	42	86	15.5-55	4.5-27	.	2	8	1-0	1	.	.
19 Chuck Clark	11	41	33	74	2.5-5	.	.	2	.	.	1	.	.
22 Terrell Edmunds	11	36	33	69	1.5-3	.	3-15	3	.	1-0	.	.	.
6 Mook Reynolds	11	26	24	50	5.0-18	.	2-4	5	4
60 Woody Baron	11	34	14	48	17.0-64	4.5-25	.	.	5	1-9	.	.	.
99 Vinny Mihota	11	19	22	41	7.0-23	2.0-16	.	.	3	.	.	1	.
31 Brandon Facyson	11	23	11	34	3.0-13	.	.	8	.	.	2	.	.
36 Adonis Alexander	10	20	11	31	1.0-1	.	1-0	5
40 Ken Ekanem	10	14	15	29	7.5-33	5.5-30	.	2	8
94 Trevon Hill	11	10	19	29	5.0-18	1.5-9	.	.	3
98 Ricky Walker	11	10	15	25	6.0-24	1.5-14	.	4	3
97 Tim Settle	11	5	9	14	4.5-10	.	.	.	1	.	.	1	.
24 Anthony Shegog	11	4	8	12	2.0-6	0.5-1	.	3	1	1-0	.	.	.
3 Greg Stroman	9	5	6	11	.	.	3-0	8	.	.	.	1	.
8 Nigel Williams	9	6	4	10	2.0-4	0.5-1	.	1	1
56 Sean Huelskamp	11	3	5	8
23 Der'Woun Greene	9	4	1	5	1-0	.	.	.
14 Tavante Beckett	11	1	3	4
88 Divine Deablo	11	2	2	4	1	.	.
43 Seth Dooley	9	2	1	3	1.5-7	0.5-4
26 Jovonn Quillen	9	1	2	3	1-0	.	.	.
32 Steven Peoples	11	.	3	3
5 Cam Phillips	11	.	3	3	1.0-17	0.5-8	1	.
91 Steve Sobczak	8	.	3	3	0.5-4	0.5-4
20 Curtis Williams	10	1	2	3
11 Houshun Gaines	9	.	3	3	0.5-1	0.5-1
90 Mitchell Ludwig	11	1	1	2
20 Deon Newsome	9	.	2	2
96 Jimmie Taylor	2	.	2	2	0.5-1
37 Johnathan Galante	10	.	1	1
50 Jamieon Moss	1	1	.	1
21 Reggie Floyd	9	.	1	1	0.5-7	0.5-7
38 Alden Carpenter	2	1	.	1
44 Tre Hubbard	3	1	.	1	1	.	.
42 Marshawn Williams	9	.	1	1
46 Joey Slye	11	1	.	1
TM TEAM	11	2
TOTAL	11	360	354	714	89-332	25-158	10-19	47	41	7-18	7	4	2
OPPONENTS	11	459	434	893	65.0-226	23-124	5-22	23	29	15-71	12	3	.

RUSHING TACKLES

PLAYER	NO.	PLAYER	NO.
Andrew Motuapuaka	75	Houshun Gaines	2
Tremaine Edmunds	63	Deon Newsome	2
Chuck Clark	51	Marshawn Williams	1
Terrell Edmunds	42	Jamieon Moss	1
Woody Baron	39	Seth Dooley	1
Vinny Mihota	36	TOTALS	475
Trevon Hill	24		
Mook Reynolds	23		
Ricky Walker	21		
Ken Ekanem	21		
Tim Settle	13		
Brandon Facyson	13		
Adonis Alexander	10		
Nigel Williams	9		
Anthony Shegog	7		
Der'Woun Greene	4		
Sean Huelskamp	4		
Tavante Beckett	4		
Greg Stroman	3		
Jimmie Taylor	2		
Curtis Williams	2		
Steve Sobczak	2		

PASSING TACKLES

PLAYER	NO.
Mook Reynolds	25
Terrell Edmunds	22
Adonis Alexander	20
Brandon Facyson	18
Tremaine Edmunds	17
Chuck Clark	17
Andrew Motuapuaka	16
Greg Stroman	8
Woody Baron	3
Trevon Hill	3
Ricky Walker	2
Vinny Mihota	2
Tim Settle	1
Der'Woun Greene	1
Seth Dooley	1
Cam Phillips	1
Ken Ekanem	1
TOTALS	158

SPECIAL TEAMS TACKLES

PLAYER	TOTAL	KO	PUNT
Terrell Edmunds	5	1	4
Chuck Clark	5	5	0
Sean Huelskamp	4	3	1
Anthony Shegog	4	2	2
Steven Peoples	3	3	0
Jovonn Quillen	3	3	0
Divine Deablo	3	3	0
Mitchell Ludwig	2	0	2
Johnathan Galante	1	0	1
Andrew Motuapuaka	1	0	1
Joey Slye	1	0	1
Adonis Alexander	1	1	0
Curtis Williams	1	1	0
Mook Reynolds	1	0	1
Alden Carpenter	1	1	0
TOTALS	36	23	13

RED ZONE ANALYSIS
VIRGINIA TECH

DATE	OPPONENT	SCORE	TIME IN RZ	TIMES SCORED	TOTAL PTS	TDS	RUSH TDS	PASS TDS	FG MADE	FAILED TO SCORE INSIDE RZ					
										FG ATT	DOWNNS	INT	FUMB	HALF	GAME
Sep 03	Liberty	W 36-13	6	5	27	3	0	3	2	0	0	0	1	0	0
Sep 10	vs. Tennessee	L 24-45	3	3	17	2	1	1	1	0	0	0	0	0	0
Sep 17	Boston College	W 49-0	5	5	35	5	1	4	0	0	0	0	0	0	0
Sep 24	East Carolina	W 54-17	5	4	24	3	2	1	1	0	1	0	0	0	0
Oct 08	at North Carolina	W 34-3	6	5	27	3	2	1	2	0	0	0	1	0	0
Oct 15	at Syracuse	L 17-31	5	3	17	2	0	2	1	1	0	1	0	0	0
Oct 20	Miami	W 37-16	4	4	24	3	0	3	1	0	0	0	0	0	0
Oct 27	at Pittsburgh	W 39-36	9	9	39	3	1	2	6	0	0	0	0	0	0
Nov 05	at Duke	W 24-21	4	3	17	2	2	0	1	1	0	0	0	0	0
Nov 12	Georgia Tech	L 20-30	4	3	20	3	2	1	0	1	0	0	0	0	0
Nov 19	at Notre Dame	W 34-31	5	5	27	3	1	2	2	0	0	0	0	0	0
Nov 26	Virginia														
Dec 03	Atlantic vs. Coastal														
Totals 49 of 56 (87.5%)			56	49	274	32	12	20	17	3	1	1	2	0	0

OPPONENT

DATE	OPPONENT	SCORE	TIME IN RZ	TIMES SCORED	TOTAL PTS	TDS	RUSH TDS	PASS TDS	FG MADE	FAILED TO SCORE INSIDE RZ					
										FG ATT	DOWNNS	INT	FUMB	HALF	GAME
Sep 03	Liberty	W 36-13	1	1	6	1	1	0	0	0	0	0	0	0	0
Sep 10	vs. Tennessee	L 24-45	5	5	31	4	2	2	1	0	0	0	0	0	0
Sep 17	Boston College	W 49-0	0	0	0	0	0	0	0	0	0	0	0	0	0
Sep 24	East Carolina	W 54-17	3	1	3	0	0	0	1	1	1	0	0	0	0
Oct 08	at North Carolina	W 34-3	2	1	3	0	0	0	1	0	1	0	0	0	0
Oct 15	at Syracuse	L 17-31	3	2	14	2	2	0	0	1	0	0	0	0	0
Oct 20	Miami	W 37-16	2	1	3	0	0	0	1	0	1	0	0	0	0
Oct 27	at Pittsburgh	W 39-36	5	5	36	5	4	1	0	0	0	0	0	0	0
Nov 05	at Duke	W 24-21	5	3	21	3	3	0	0	1	1	0	0	0	0
Nov 12	Georgia Tech	L 20-30	3	3	13	1	1	0	2	0	0	0	0	0	0
Nov 19	at Notre Dame	W 34-31	3	3	17	2	1	1	1	0	0	0	0	0	0
Nov 26	Virginia														
Dec 03	Atlantic vs. Coastal														
Totals 25 of 32 (78.1%)			32	25	147	18	14	4	7	2	5	0	0	0	0

MONEY PLAYS

Money plays are defined as plays resulting in first down or a touchdown.

RUSHERS	1ST	TD	NO.	ATT	RECEPTIONS	1ST	TD	NO.	REC
Jerod Evans	45	7	48	126	Isaiah Ford	43	7	46	65
Travon McMillian	22	4	23	124	Bucky Hodges	25	6	28	38
Marshawn Williams	10	2	12	59	Cam Phillips	28	3	28	52
Cam Phillips	7	0	7	22	C.J. Carroll	11	0	11	17
Shai McKenzie	5	1	6	20	Sam Rogers	8	3	10	17
Brenden Motley	4	2	5	15	Travon McMillian	6	2	6	9
Steven Peoples	3	1	4	13	Chris Cunningham	3	3	5	5
Sam Rogers	3	0	3	46	Shai McKenzie	2	0	2	3
C.J. Carroll	3	0	3	9	Steven Peoples	2	1	2	2
Deshawn McCleave	1	0	1	8	Jaylen Bradshaw	2	0	2	3
D.J. Reid	1	0	1	3	Henri Murphy	2	0	2	3
Isaiah Ford	1	0	1	4	Devin Wilson	1	0	1	2
TOTALS	105	17	114	485	TOTALS	133	25	143	218

1st DOWN TOTALS	23	7	29	228
------------------------	-----------	----------	-----------	------------

1st DOWN TOTALS	45	11	49	92
------------------------	-----------	-----------	-----------	-----------

2nd DOWN TOTALS	43	6	45	159
------------------------	-----------	----------	-----------	------------

2nd DOWN TOTALS	55	10	59	79
------------------------	-----------	-----------	-----------	-----------

3rd DOWN TOTALS	34	2	34	88
------------------------	-----------	----------	-----------	-----------

3rd DOWN TOTALS	32	4	34	46
------------------------	-----------	----------	-----------	-----------

4th DOWN TOTALS	5	2	6	10
------------------------	----------	----------	----------	-----------

4th DOWN TOTALS	1	0	1	1
------------------------	----------	----------	----------	----------

DRIVE START AVERAGES

OBTAINED	HOKIES		OPPONENTS	
	#	AVG	#	AVG
Kickoff	53	26.5	74	24.5
Punt	76	33.1	54	24.4
Field goal	5	33.6	6	28.7
Fumble	7	69.3	15	53.1
Interception	10	50.8	5	33.4
Downs	11	38.5	5	36.4
All drives	162	34.0	159	28.0

STATS / BOX SCORES / SPECIALTY STATS / PLAYER PAGES / VIRGINIA TECH / TEAM NOTES / COACH FUENTE

SUPERLATIVES

INDIVIDUAL GAME HIGHS

Rushes	21	Jerod Evans at North Carolina (Oct 08, 2016)
Yards Rushing	131	Travon McMillian vs Miami (Oct 20, 2016)
TD Rushes	2	Jerod Evans vs Georgia Tech (Nov 12, 2016)
Long Rush	69	Travon McMillian vs Tennessee (Sep 10, 2016)
Pass attempts	45	Jerod Evans vs Georgia Tech (Nov 12, 2016)
Pass completions	32	Jerod Evans vs Georgia Tech (Nov 12, 2016)
Yards Passing	406	Jerod Evans at Pitt (Oct 27, 2016)
TD Passes	5	Jerod Evans vs Boston College (Sep 17, 2016)
Long Pass	62	Jerod Evans at Notre Dame (Nov 19, 2016)
Receptions	11	Isaiah Ford vs Liberty (Sep 03, 2016)
Yards Receiving	145	Bucky Hodges at Pitt (Oct 27, 2016)
TD Receptions	2	Bucky Hodges vs Liberty (Sep 03, 2016)
		Isaiah Ford vs Boston College (Sep 17, 2016)
		Bucky Hodges vs Miami (Oct 20, 2016)
Long Reception	62	C.J. Carroll at Notre Dame (Nov 19, 2016)
Field Goals	6	Joey Slye at Pitt (Oct 27, 2016)
Long Field Goal	47	Joey Slye vs Miami (Oct 20, 2016)
Punts	6	Mitchell Ludwig vs Boston College (Sep 17, 2016)
		Mitchell Ludwig vs East Carolina (Sep 24, 2016)
		Mitchell Ludwig at Duke (Nov 05, 2016)
Punting Avg	47.6	Mitchell Ludwig vs Miami (Oct 20, 2016)
Long Punt	61	Mitchell Ludwig vs Miami (Oct 20, 2016)
Punts inside 20	4	Mitchell Ludwig vs Boston College (Sep 17, 2016)
		Mitchell Ludwig vs Miami (Oct 20, 2016)
Long Punt Return	87	Greg Stroman vs East Carolina (Sep 24, 2016)
Long Kickoff Return	37	Greg Stroman at Syracuse (Oct 15, 2016)
		Der'Woun Greene vs Georgia Tech (Nov 12, 2016)
Tackles	16	Tremaine Edmunds at Syracuse (Oct 15, 2016)
Sacks	2.5	Woody Baron vs Miami (Oct 20, 2016)
Tackles For Loss	4.5	Woody Baron vs Miami (Oct 20, 2016)
Interceptions	2	Greg Stroman vs Liberty (Sep 03, 2016)

TEAM GAME HIGHS

Rushes	66	at North Carolina (Oct 08, 2016)
Yards Rushing	251	vs Miami (Oct 20, 2016)
Yards Per Rush	5.7	vs Miami (Oct 20, 2016)
TD Rushes	3	vs East Carolina (Sep 24, 2016)
Pass attempts	47	vs Georgia Tech (Nov 12, 2016)
Pass completions	32	vs Georgia Tech (Nov 12, 2016)
Yards Passing	406	at Pitt (Oct 27, 2016)
Yards Per Pass	12.8	vs East Carolina (Sep 24, 2016)
TD Passes	5	vs Boston College (Sep 17, 2016)
Total Plays	89	vs Liberty (Sep 03, 2016)
Total Offense	556	at Pitt (Oct 27, 2016)
Yards Per Play	6.8	vs East Carolina (Sep 24, 2016)
Points	54	vs East Carolina (Sep 24, 2016)
Sacks By	8	vs Miami (Oct 20, 2016)
First Downs	29	at Pitt (Oct 27, 2016)
Penalties	8	vs Tennessee (Sep 10, 2016)
Penalty Yards	95	vs Tennessee (Sep 10, 2016)
Turnovers	5	vs Tennessee (Sep 10, 2016)
Interceptions By	3	vs Liberty (Sep 03, 2016)
Punts	6	vs Boston College (Sep 17, 2016)
		vs East Carolina (Sep 24, 2016)
		at Duke (Nov 05, 2016)
Punting Avg	47.6	vs Miami (Oct 20, 2016)
Long Punt	61	vs Miami (Oct 20, 2016)
Punts inside 20	4	vs Boston College (Sep 17, 2016)
		vs Miami (Oct 20, 2016)
Long Punt Return	87	vs East Carolina (Sep 24, 2016)

OPPONENT INDIVIDUAL GAME HIGHS

Rushes	32	Jordan, M., vs Georgia Tech (Nov 12, 2016)
Yards Rushing	143	Marshall, M., vs Georgia Tech (Nov 12, 2016)
TD Rushes	3	Conner, J., at Pitt (Oct 27, 2016)
Long Rush	67	ADAMS, Josh, at Notre Dame (Nov 19, 2016)
Pass attempts	53	Dungey, E., at Syracuse (Oct 15, 2016)
Pass completions	28	Dungey, E., at Syracuse (Oct 15, 2016)
Yards Passing	362	NELSON, Philip, vs East Carolina (Sep 24, 2016)
TD Passes	3	Dobbs, J., vs Tennessee (Sep 10, 2016)
Long Pass	84	Strickland, D., at Syracuse (Oct 15, 2016)
Receptions	11	Phillips, E., at Syracuse (Oct 15, 2016)
Yards Receiving	179	WILLIAMS, Jimmy, vs East Carolina (Sep 24, 2016)
TD Receptions	2	WILLIAMS, Jimmy, vs East Carolina (Sep 24, 2016)
Long Reception	84	Estime, B., at Syracuse (Oct 15, 2016)
Field Goals	3	Butker, H., vs Georgia Tech (Nov 12, 2016)
Long Field Goal	51	Murphy, C., at Syracuse (Oct 15, 2016)
Punts	13	Knoll, M., vs Boston College (Sep 17, 2016)
Punting Avg	48.7	Hofrichter, S., at Syracuse (Oct 15, 2016)
Long Punt	65	NEWSOME, at Notre Dame (Nov 19, 2016)
Punts inside 20	4	Rodwell, R., vs Georgia Tech (Nov 12, 2016)
Long Punt Return	20	Estime, B., at Syracuse (Oct 15, 2016)
Long Kickoff Return	31	Willis, M., vs Boston College (Sep 17, 2016)
Tackles	16	Humphreys, B., at Duke (Nov 05, 2016)
Sacks	2.0	Saint-Amour, A., vs Georgia Tech (Nov 12, 2016)
Tackles For Loss	3.0	Price, E., at Pitt (Oct 27, 2016)
Interceptions	2	Austin, Law., vs Georgia Tech (Nov 12, 2016)

OPPONENT TEAM GAME HIGHS

Rushes	58	vs Georgia Tech (Nov 12, 2016)
Yards Rushing	309	vs Georgia Tech (Nov 12, 2016)
Yards Per Rush	5.6	at Pitt (Oct 27, 2016)
TD Rushes	4	at Pitt (Oct 27, 2016)
Pass attempts	55	at Syracuse (Oct 15, 2016)
Pass completions	30	at Syracuse (Oct 15, 2016)
Yards Passing	405	at Syracuse (Oct 15, 2016)
Yards Per Pass	12.1	at Pitt (Oct 27, 2016)
TD Passes	3	vs Tennessee (Sep 10, 2016)
Total Plays	100	at Syracuse (Oct 15, 2016)
Total Offense	561	at Syracuse (Oct 15, 2016)
Yards Per Play	8.3	at Pitt (Oct 27, 2016)
Points	45	vs Tennessee (Sep 10, 2016)
Sacks By	5	vs Georgia Tech (Nov 12, 2016)
First Downs	32	at Syracuse (Oct 15, 2016)
Penalties	13	vs Liberty (Sep 03, 2016)
Penalty Yards	93	vs Boston College (Sep 17, 2016)
Turnovers	4	vs Liberty (Sep 03, 2016)
		at North Carolina (Oct 08, 2016)
Interceptions By	2	vs Georgia Tech (Nov 12, 2016)
Punts	13	vs Boston College (Sep 17, 2016)
Punting Avg	48.7	at Syracuse (Oct 15, 2016)
Long Punt	65	at Notre Dame (Nov 19, 2016)
Punts inside 20	4	vs Georgia Tech (Nov 12, 2016)
Long Punt Return	20	at Syracuse (Oct 15, 2016)

20-YARD PLAYS

YARDS	TYPE	PLAYER(S)	OPPONENT
*87	PR	Greg Stroman	East Carolina
*75	FGR	Adonis Alexander	Duke
*69	Rush	Travon McMillian	Tennessee
62	Pass	C.J. Carroll from Jerod Evans	Notre Dame
*55	Rush	Jerod Evans	East Carolina
*55	Pass	Cam Phillips from Jerod Evans	East Carolina
52	Pass	Sam Rogers from Jerod Evans	Miami
52	Pass	Cam Phillips from Jerod Evans	Syracuse
47	Pass	Isaiah Ford from Jerod Evans	Boston College
45	Pass	Isaiah Ford from Jerod Evans	East Carolina
41	Pass	Cam Phillips from Jerod Evans	Pitt

39	Pass	Isaiah Ford from Jerod Evans	East Carolina
37	KR	Greg Stroman	Syracuse
37	KR	Der'Woun Greene	Georgia Tech
37	Rush	Jerod Evans	Liberty
36	Pass	Bucky Hodges from Jerod Evans	Pitt
36	Pass	Cam Phillips from Jerod Evans	Boston College
36	KR	Henri Murphy	Notre Dame
35	Pass	Bucky Hodges from Jerod Evans	East Carolina
35	Pass	Cam Phillips from Jerod Evans	Pitt
34	KR	Henri Murphy	Notre Dame
34	Rush	Travon McMillian	Miami
34	KR	Greg Stroman	Tennessee
*34	Rush	Jerod Evans	Miami
33	KR	Greg Stroman	Liberty
31	Pass	Bucky Hodges from Jerod Evans	Pitt
30	Pass	Sam Rogers from Jerod Evans	Tennessee
*30	Pass	Isaiah Ford from Jerod Evans	Boston College

29	PR	Greg Stroman	Boston College
29	Pass	C.J. Carroll from Jerod Evans	Syracuse
28	Pass	Bucky Hodges from Jerod Evans	North Carolina
28	KR	Henri Murphy	Notre Dame
28	KR	Greg Stroman	Tennessee
28	KR	Greg Stroman	Liberty

20-YARD PLUS PLAYS BY PLAYER

PLAYER	NO.	TD	RUSH	PASS	KR	PR	IR	FR
Isaiah Ford	15	2	1	14	0	0	0	0
Greg Stroman	15	1	0	0	12	3	0	0
Cam Phillips	10	2	1	9	0	0	0	0
Bucky Hodges	10	1	0	10	0	0	0	0
Travon McMillian	6	1	5	1	0	0	0	0
Jerod Evans	5	3	5	0	0	0	0	0
Sam Rogers	5	1	0	5	0	0	0	0
C.J. Carroll	5	0	0	5	0	0	0	0
Der'Woun Greene	4	0	0	0	4	0	0	0
Henri Murphy	3	0	0	0	3	0	0	0
Brenden Motley	1	1	1	0	0	0	0	0
Steven Peoples	1	0	0	1	0	0	0	0
TOTAL	81	13	13	45	19	3	0	1

YARDS	TYPE	PLAYER(S)	OPPONENT
27	Pass	C.J. Carroll from Jerod Evans	Boston College
27	Pass	Bucky Hodges from Jerod Evans	Syracuse
27	Pass	Isaiah Ford from Jerod Evans	Pitt
27	Pass	Steven Peoples from Jerod Evans	Syracuse
26	Rush	Isaiah Ford	Pitt
26	KR	Greg Stroman	East Carolina
26	Pass	Isaiah Ford from Jerod Evans	Pitt
26	KR	Greg Stroman+Greg Stroman	North Carolina
*26	Rush	Brenden Motley	Boston College
25	Pass	Isaiah Ford from Jerod Evans	Liberty
24	Pass	C.J. Carroll from Jerod Evans	Georgia Tech
24	Pass	Isaiah Ford from Jerod Evans	Pitt
*24	Pass	Isaiah Ford from Jerod Evans	East Carolina
24	Pass	Isaiah Ford from Jerod Evans	Notre Dame
23	Pass	Bucky Hodges from Jerod Evans	Pitt
*23	Rush	Jerod Evans	Notre Dame
23	Pass	Cam Phillips from Jerod Evans	Duke
*23	Pass	Cam Phillips from Jerod Evans	Liberty
22	Pass	Travon McMillian from Jerod Evans	Duke
22	KR	Greg Stroman	East Carolina
22	Rush	Travon McMillian	Miami
22	Pass	Isaiah Ford from Jerod Evans	Liberty
22	Pass	Isaiah Ford from Jerod Evans	Duke
*22	Pass	Sam Rogers from Jerod Evans	North Carolina
21	Pass	Cam Phillips from Jerod Evans	Syracuse
21	KR	Greg Stroman	Duke
21	KR	Der'Woun Greene	Georgia Tech
21	Rush	Travon McMillian	Duke
21	KR	Greg Stroman	Syracuse
21	KR	Greg Stroman	Tennessee
21	KR	Greg Stroman	Boston College
20	Pass	Sam Rogers from Jerod Evans	Miami
20	Pass	Isaiah Ford from Jerod Evans	Notre Dame
20	KR	Der'Woun Greene	Duke
20	Pass	Bucky Hodges from Jerod Evans	Duke
20	Pass	Bucky Hodges from Jerod Evans	Pitt
20	Pass	Sam Rogers from Jerod Evans	Georgia Tech
20	Pass	Cam Phillips from Jerod Evans	Miami
20	Pass	Isaiah Ford from Jerod Evans	Liberty
20	KR	Der'Woun Greene	Duke
20	Rush	Cam Phillips	Pitt
20	Pass	Bucky Hodges from Jerod Evans	Duke
20	PR	Greg Stroman	Pitt

* Touchdown Scored On Play

LONG PLAYS BY THE NUMBERS

LONG PLAYS BY YARDS	NO.	TD
100+	0	0
90-99	0	0
80-89	1	1
70-79	0	0
60-69	2	1
50-59	4	2
40-49	3	0
30-39	17	2
20-29	53	6

LONG PLAYS BY TYPE	NO.	TD
Rushing	13	5
Passing	45	6
Punt returns	3	1
Kick returns	19	0
Interceptions	0	0
Fumble returns	0	0
Other	1	1
TOTAL	81	13

LONGEST PLAYS OF THE YEAR

Rushing		
69	Travon McMillian vs Tennessee	Sept. 10
Rushing Touchdown		
69	Travon McMillian vs Tennessee	Sept. 10
Passing		
62	C.J. Carroll from Jerod Evans vs Notre Dame	Nov. 25
Passing Touchdown		
55	Cam Phillips from Jerod Evans vs East Carolina	Sept. 24
Punt Return		
87	Greg Stroman vs East Carolina	Sept. 24
Kick Return		
37	Der'Woun Greene vs Georgia Tech	Nov. 12
37	Greg Stroman vs Syracuse	Oct. 15
Interception Return		
15	Terrell Edmunds vs Liberty	Sept. 3
Fumble Return		
9	Andrew Motuapuaka vs Boston College	Sept. 17
9	Woody Baron vs North Carolina	Oct. 8
Field Goal Return		
75	Adonis Alexander vs Duke	Nov. 5
Punt		
61	Mitchell Ludwig vs Miami	Oct. 20
Field Goal		
47	Joey Slye vs Miami	Oct. 20

2016 VIRGINIA TECH SCORING DRIVES

Qtr.	Opp.	Scoring Play	Plays-Yds.-TOP
1	Liberty	Phillips, C 23 Pass From Evans, J (Slye, Joey)	2-24-0:33
2	Liberty	FG Slye, Joey 34	10-54-3:27
2	Liberty	Ford, I 15 Pass From Evans, J (Slye, Joey)	9-63-2:50
2	Liberty	Hodges, B 18 Pass From Evans, J (Slye, Joey)	8-70-2:16
3	Liberty	Team Safety	-
3	Liberty	Hodges, B 20 Pass From Evans, J (Slye, Joey)	7-50-2:40
4	Liberty	FG Slye, Joey 34	17-80-6:36
1	Tennessee	Rogers, S 7 Pass From Evans, J (Slye, Joey)	8-62-3:11
1	Tennessee	McMillian, T 69 Rush (Slye, Joey)	2-77-0:47
3	Tennessee	FG Slye, Joey 26	7-42-3:16
4	Tennessee	McKenzie, S 2 Rush (Slye, Joey)	10-79-3:00
1	Boston College	McMillian, T 15 Pass From Evans, J (Slye, Joey)	8-58-2:37
1	Boston College	Ford, I 8 Pass From Evans, J (Slye, Joey)	7-55-3:21
2	Boston College	Ford, I 30 Pass From Evans, J (Slye, Joey)	1-30-0:07
3	Boston College	Cunningham, C 7 Pass From Evans, J (Slye, Joey)	6-77-2:16
3	Boston College	Rogers, S 4 Pass From Evans, J (Slye, Joey)	7-42-2:57
3	Boston College	McMillian, T 7 Rush (Slye, Joey)	6-80-2:34
4	Boston College	Motley, B 26 Rush (Slye, Joey)	10-82-4:17
1	East Carolina	Stroman, G 87 Punt Return (Slye, Joey)	-
1	East Carolina	Williams, M 6 Rush (Slye, Joey)	6-66-2:13
2	East Carolina	Ford, I 24 Pass From Evans, J (Slye, Joey)	6-57-2:06
2	East Carolina	McMillian, T 13 Pass From Evans, J (Slye, Joey)	3-24-1:07
2	East Carolina	FG Slye, Joey 20	5-52-2:21
2	East Carolina	Phillips, C 55 Pass From Evans, J (Slye, Joey)	5-70-1:38
3	East Carolina	Team Safety	-
3	East Carolina	Evans, J 55 Rush (Slye, Joey)	1-50-0:17
4	East Carolina	Motley, B 1 Rush (Slye, Joey)	3-15-0:54
1	North Carolina	FG Slye, Joey 35	4-3-0:49
1	North Carolina	FG Slye, Joey 28	9-28-3:47
2	North Carolina	Cunningham, C 1 Pass From Evans, J (Slye, Joey)	6-41-1:55
3	North Carolina	Rogers, S 22 Pass From Evans, J (Slye, Joey)	1-22-0:06
3	North Carolina	Evans, J 1 Rush (Slye, Joey)	4-4-1:48
4	North Carolina	McMillian, T 4 Rush (Slye, Joey)	4-29-2:01
1	Syracuse	FG Slye, Joey 36	9-49-3:40
3	Syracuse	Ford, I 12 Pass From Evans, J (kick blocked)	9-83-3:41
4	Syracuse	Hodges, B 10 Pass From Evans, J (Cunningham, C pass)	8-66-2:43
1	Miami	FG Slye, Joey 47	8-35-2:40
2	Miami	FG Slye, Joey 27	6-35-2:15
2	Miami	Hodges, B 7 Pass From Evans, J (Slye, Joey)	3-83-0:51
2	Miami	FG Slye, Joey 38	10-51-2:44
3	Miami	Hodges, B 12 Pass From Evans, J (Slye, Joey)	4-70-1:34
3	Miami	Peoples, S 13 Pass From Rogers, S (Slye, Joey)	9-75-3:56
4	Miami	Evans, J 34 Rush (Slye, Joey)	6-75-3:06
1	Pittsburgh	FG Slye, Joey 31	10-76-4:01
1	Pittsburgh	FG Slye, Joey 21	7-15-2:54
2	Pittsburgh	FG Slye, Joey 22	9-46-4:05
2	Pittsburgh	Cunningham, C 11 Pass From Evans, J (Slye, Joey)	7-76-2:14
3	Pittsburgh	FG Slye, Joey 26	12-70-4:27
3	Pittsburgh	FG Slye, Joey 37	7-50-2:03
3	Pittsburgh	Williams, M 2 Rush (Slye, Joey)	5-68-1:37
4	Pittsburgh	FG Slye, Joey 22	10-70-3:46
4	Pittsburgh	Ford, I 16 Pass From Evans, J (Slye, Joey)	3-57-0:31
1	Duke	McMillian, T 14 Rush (Slye, Joey)	6-54-2:17
2	Duke	Alexander 75 yd Blocked Field Goal Return (Slye, Joey)	-
2	Duke	Evans, J 7 Rush (Slye, Joey)	12-66-4:31
4	Duke	FG Slye, Joey 27	14-68-4:46
3	Georgia Tech	Ford, I 5 Pass From Evans, J (Slye, Joey)	7-26-2:16
4	Georgia Tech	Evans, J 8 Rush (Slye, Joey)	13-89-3:14
4	Georgia Tech	Evans, J 7 Rush	12-93-2:25
2	Notre Dame	Evans, J 23 Rush (Slye, Joey)	9-61-3:25
2	Notre Dame	Phillips, C 16 Pass From Evans, J (Slye, Joey)	10-75-4:42
3	Notre Dame	Peoples, S 2 Rush (Slye, Joey)	5-75-2:21
4	Notre Dame	FG Slye, Joey 23	12-66-5:14
4	Notre Dame	Hodges, B 7 Pass From Evans, J (Slye, Joey)	8-49-3:20
4	Notre Dame	FG Slye, Joey 20	10-51-4:14
Totals			442-3409-163:20
Average Scoring Drive			7.1 plays-55.0 yds.

VIRGINIA TECH SCORING

65 Total Scores (17 Run, 25 Pass, 19 FG, 1 S.T., 2 Safety, 0 Defense)	
14 First Quarter Scores (3 Run, 4 Pass, 6 FG, 1 S.T., 0 Safety, 0 Defense)	
17 Second Quarter Scores (2 Run, 10 Pass, 5 FG, 0 S.T., 0 Safety, 0 Defense)	
18 Third Quarter Scores (5 Run, 8 Pass, 3 FG, 2 S.T., 2 Safety, 0 Defense)	
15 Fourth Quarter Scores (7 Run, 3 Pass, 5 FG, 0 S.T., 0 Safety, 0 Defense)	
0 Overtime Scores (0 Run, 0 Pass, 0 FG, 0 S.T., 0 Safety, 0 Defense)	
Most plays in a scoring drive:	17 plays - vs. Liberty (17-80-6:36 FG)
Longest scoring drive:	93 yards - vs. Georgia Tech (12-93-2:25 TD)
Longest TOP scoring drive:	6:36 - vs. Liberty (17-80-6:36 FG)
Average TOP on offensive scoring drives:	2:38
OPPONENTS	
Most plays in a scoring drive:	17 plays - vs. Syracuse (17-75-5:57 TD)
Longest scoring drive:	85 yards - vs. Duke (11-85-4:00 TD)
Longest TOP scoring drive:	7:27 - vs. Georgia Tech (13-47-7:27 TD)
Average TOP on offensive scoring drives:	2:32

TEAM GAME-BY-GAME
VIRGINIA TECH

DATE	OPPONENT	RUSHING				RECEIVING				PASSING				KICK RETURN				PUNT RETURN				TOT OFF
		NO.	YDS	TD	LG	NO.	YDS	TD	LG	CMP-ATT-INT	YDS	TD	LG	NO	YDS	TD	LG	NO	YDS	TD	LG	
Sep 03	Liberty	48	206	0	37	25	252	4	25	25-41-0	252	4	25	2	61	0	33	5	16	0	19	458
Sep 10	vs. Tennessee	45	186	2	69	20	214	1	30	20-28-0	214	1	30	5	106	0	34	1	-2	0	0	400
Sep 17	Boston College	50	223	2	26	16	253	5	47	16-27-1	253	5	47	1	21	0	21	9	84	0	29	476
Sep 24	East Carolina	45	167	3	55	15	295	3	55	15-23-0	295	3	55	3	61	0	26	3	95	1	87	462
Oct 08	at North Carolina	66	189	2	15	7	75	2	28	7-17-0	75	2	28	1	26	0	26	1	-1	0	0	264
Oct 15	at Syracuse	39	161	0	16	20	307	2	52	20-33-1	307	2	52	5	105	0	37	2	13	0	14	468
Oct 20	Miami	44	251	1	34	22	272	3	52	22-34-0	272	3	52	0	0	0	0	3	5	0	6	523
Oct 27	at Pittsburgh	39	150	1	26	24	406	2	41	24-43-0	406	2	41	5	64	0	18	4	33	0	20	556
Nov 05	at Duke	52	207	2	21	15	192	0	23	15-27-0	192	0	23	4	77	0	21	3	5	0	5	399
Nov 12	Georgia Tech	33	121	2	17	32	316	1	24	32-47-2	316	1	24	3	73	0	37	3	34	0	16	437
Nov 19	at Notre Dame	47	152	2	23	22	267	2	62	22-29-1	267	2	62	4	107	0	36	4	15	0	7	419
Nov 26	Virginia																					
Dec 03	Atlantic vs. Coastal																					
	Totals	508	2013	17	69	218	2843	25	62	218-349-5	2843	25	62	33	701	0	37	38	297	1	87	4856
	Opponent	418	1641	18	67	162	2098	12	84	162-330-10	2098	12	84	19	332	0	31	11	45	0	20	3739

GAMES: 11
 AVG/RUSH: 4.0
 AVG/CATCH: 13.0
 PASS EFFIC: 151.67
 KR AVG: 21.2
 PR AVG: 7.8
 ALL PURPOSE AVG/GAME: 534.8
 TOTAL OFFENSE AVG/GM: 441.5

DATE	OPPONENT	TACKLES				SACKS		FUMBLE		PASS DEFENSE			BLKD	PAT ATTEMPTS					PTS
		SOLO	AST	TOTAL	TFL-YDS	NO-YDS	FF	FR-YDS	INT-YDS	QBH	BRK	KICK	KICK	RUN	RCV	SAF			
Sep 03	Liberty	28	26	54	2.0-7	1.0-6	0	1-0	3-15	5	5	0	4-4	0	0	1	36		
Sep 10	vs. Tennessee	33	36	69	7.0-29	2.0-10	0	0-0	1-3	0	3	0	3-3	0	0	0	24		
Sep 17	Boston College	17	40	57	8.0-18	0.0-0	1	1-9	1-0	8	6	0	7-7	0	0	49			
Sep 24	East Carolina	28	48	76	16.0-63	6.0-40	0	1-0	0-0	6	4	2	7-7	0	0	54			
Oct 08	at North Carolina	30	20	50	10.0-38	2.0-12	1	2-9	2-0	2	7	0	4-4	0	0	34			
Oct 15	at Syracuse	47	28	75	5.0-15	1.0-2	0	0-0	1-0	7	6	1	1-0	0	1	17			
Oct 20	Miami	35	24	59	12.0-69	8.0-57	1	0-0	1-0	3	2	0	4-4	0	0	37			
Oct 27	at Pittsburgh	34	20	54	7.0-17	0.0-0	3	1-0	1-1	2	5	0	3-3	0	0	39			
Nov 05	at Duke	45	32	77	7.0-34	3.0-23	0	0-0	0-0	2	4	1	3-3	0	0	24			
Nov 12	Georgia Tech	34	38	72	8.0-21	1.0-6	1	1-0	0-0	2	2	0	2-2	0	0	20			
Nov 19	at Notre Dame	29	42	71	7.0-21	1.0-2	0	0-0	0-0	4	3	0	4-4	0	0	34			
Nov 26	Virginia																		
Dec 03	Atlantic vs. Coastal																		
	Totals	360	354	714	89.0-332	25.0-158	7	7-18	10-19	41	47	4	42-41	0	1	368			
	Opponent	459	434	893	65.0-226	23.0-124	12	15-71	5-22	29	23	3	30-28	0	1	243			

DATE	OPPONENT	PUNTING							FIELD GOALS			KICKOFFS						
		NO	YDS	AVG	LG	BLKD	TB	FC	50+	I20	ATT-MADE	LG	BLKD	NO	YDS	AVG	TB	OB
Sep 03	Liberty	5	195	39.0	52	0	0	2	1	1	3-2	34	0	7	455	65.0	7	0
Sep 10	vs. Tennessee	5	172	34.4	43	0	0	2	0	1	2-1	26	0	5	325	65.0	5	0
Sep 17	Boston College	6	220	36.7	45	0	0	4	0	4	0-0	0	0	8	534	66.8	6	0
Sep 24	East Carolina	6	272	45.3	57	0	0	2	1	3	1-1	20	0	9	585	65.0	6	0
Oct 08	at North Carolina	5	188	37.6	58	0	1	0	1	1	2-2	35	0	7	455	65.0	5	0
Oct 15	at Syracuse	5	208	41.6	51	0	0	3	2	2	2-1	36	0	4	260	65.0	3	0
Oct 20	Miami	5	238	47.6	61	0	1	1	2	4	4-3	47	1	8	520	65.0	8	0
Oct 27	at Pittsburgh	3	94	31.3	37	0	0	2	0	3	6-6	37	0	10	635	63.5	6	0
Nov 05	at Duke	6	210	35.0	43	0	0	5	0	2	2-1	27	0	5	324	64.8	4	0
Nov 12	Georgia Tech	4	161	40.2	52	0	0	2	1	1	1-0	0	1	3	137	45.7	2	0
Nov 19	at Notre Dame	4	122	30.5	40	0	0	1	0	2	2-2	23	0	7	416	59.4	2	0
Nov 26	Virginia																	
Dec 03	Atlantic vs. Coastal																	
	Totals	54	2080	38.5	61	0	2	24	8	24	25-19	47	2	72	4639	64.4	54	0
	Opponent	76	3141	41.3	65	1	5	17	12	13	14-9	51	3	53	3289	62.1	19	1

STATS / BOX SCORES / SPECIALTY STATS / PLAYER PAGES / VIRGINIA TECH / TEAM NOTES / COACH FUENTE

**TEAM GAME-BY-GAME
OPPONENTS**

DATE	OPPONENT	RUSHING				REVEIVING				PASSING				KICK RETURN				PUNT RETURN				TOT OFF
		NO.	YDS	TD	LG	NO.	YDS	TD	LG	CMP-ATT-INT	YDS	TD	LG	NO	YDS	TD	LG	NO	YDS	TD	LG	
Sep 03	Liberty	35	90	1	12	9	70	0	15	9-27-3	70	0	15	0	0	0	0	1	-2	0	0	160
Sep 10	vs. Tennessee	46	239	3	40	10	91	3	38	10-19-1	91	3	38	0	0	0	0	2	16	0	14	330
Sep 17	Boston College	28	44	0	9	9	80	0	22	9-29-1	80	0	22	2	46	0	31	0	0	0	0	124
Sep 24	East Carolina	35	81	0	25	17	362	2	75	17-34-0	362	2	75	3	61	0	25	2	-4	0	0	443
Oct 08	at North Carolina	29	73	0	23	13	58	0	12	13-33-2	58	0	12	2	39	0	21	0	0	0	0	131
Oct 15	at Syracuse	45	156	2	18	30	405	2	84	30-55-1	405	2	84	1	21	0	21	1	20	0	20	561
Oct 20	Miami	29	42	0	41	23	323	2	48	23-38-1	323	2	48	0	0	0	0	1	0	0	0	365
Oct 27	at Pittsburgh	32	180	4	40	14	278	1	71	14-23-1	278	1	71	4	57	0	20	0	0	0	0	458
Nov 05	at Duke	45	227	3	29	18	148	0	30	18-31-0	148	0	30	1	22	0	22	1	5	0	5	375
Nov 12	Georgia Tech	58	309	3	56	2	34	0	24	2-7-0	34	0	24	1	8	0	8	2	8	0	9	343
Nov 19	at Notre Dame	36	200	2	67	17	249	2	31	17-34-0	249	2	31	5	78	0	23	1	2	0	2	449
Nov 26	Virginia																					
Dec 03	Atlantic vs. Costal																					
	Opponent totals	418	1641	18	67	162	2098	12	84	162-330-10	2098	12	84	19	332	0	31	11	45	0	20	3739
	Virginia Tech	508	2013	17	69	218	2843	25	62	218-349-5	2843	25	62	33	701	0	37	38	297	1	87	4856

GAMES: 11
 AVG/RUSH: 3.9
 AVG/CATCH: 13.0
 PASS EFFIC: 108.43
 KR AVG: 17.5
 PR AVG: 4.1
 ALL PURPOSE AVG/GAME: 376.2
 TOTAL OFFENSE AVG/GM: 339.9

DATE	OPPONENT	TACKLES				SACKS		FUMBLE		PASS DEFENSE			BLKD KICK	PAT ATTEMPTS				PTS		
		SOLO	AST	TOTAL	TFL-YDS	NO-YDS	FF	FR-YDS	INT-YDS	QBH	BRK	KICK		RUN	RCV	SAF				
Sep 03	Liberty	48	44	92	3.0-15	1.0-11	3	4-71	0-0	10	3	0	2-1	0	0	0	0	0	0	13
Sep 10	vs. Tennessee	50	30	80	8.0-25	3.0-15	2	5-0	0-0	2	2	0	6-6	0	0	0	0	0	0	45
Sep 17	Boston College	33	62	95	5.0-21	1.0-10	0	0-0	1-19	2	1	0	0-0	0	0	0	0	0	0	0
Sep 24	East Carolina	24	56	80	6.0-13	0.0-0	0	0-0	0-0	0	0	0	2-2	0	0	0	0	0	0	17
Oct 08	at North Carolina	31	62	93	6.0-34	2.0-19	1	2-0	0-0	2	5	0	0-0	0	0	0	0	0	0	3
Oct 15	at Syracuse	52	10	62	5.0-11	1.0-2	1	1-0	1-0	1	1	1	4-4	0	0	0	0	0	0	31
Oct 20	Miami	34	42	76	8.0-26	3.0-8	0	0-0	0-0	3	2	1	2-1	0	0	0	0	0	0	16
Oct 27	at Pittsburgh	45	28	73	8.0-20	3.0-10	1	0-0	0-0	2	3	0	4-4	0	1	0	0	0	0	36
Nov 05	at Duke	45	42	87	7.0-20	3.0-11	0	0-0	0-0	2	3	0	3-3	0	0	0	0	0	0	21
Nov 12	Georgia Tech	45	28	73	7.0-28	5.0-26	3	2-0	2-3	4	2	1	3-3	0	0	0	0	0	0	30
Nov 19	at Notre Dame	53	28	81	2.0-13	1.0-12	1	1-0	1-0	1	1	0	4-4	0	0	0	0	0	0	31
Nov 26	Virginia																			
Dec 03	Atlantic vs. Costal																			
	Opponent totals	459	434	893	65.0-226	23.0-124	12	15-71	5-22	29	23	3	30-28	0	1	0	0	0	0	243
	Virginia Tech	360	354	714	89.0-332	25.0-158	7	7-18	10-19	41	47	4	42-41	0	1	2	0	0	0	368

DATE	OPPONENT	PUNTING								FIELD GOALS			KICKOFFS						
		NO	YDS	AVG	LG	BLKD	TB	FC	50+	120	ATT-MADE	LG	BLKD	NO	YDS	AVG	TB	OB	
Sep 03	Liberty	8	320	40.0	52	0	0	1	1	1	0-0	0	0	4	263	65.8	1	1	
Sep 10	vs. Tennessee	6	255	42.5	53	0	1	3	1	2	2-1	34	0	8	516	64.5	3	0	
Sep 17	Boston College	13	537	41.3	51	0	1	1	1	0	0-0	0	0	1	63	63.0	0	0	
Sep 24	East Carolina	6	230	38.3	62	1	0	1	2	1	2-1	27	1	5	311	62.2	2	0	
Oct 08	at North Carolina	6	274	45.7	53	0	1	1	2	0	1-1	28	0	2	126	63.0	1	0	
Oct 15	at Syracuse	3	146	48.7	56	0	0	1	1	0	3-1	51	1	6	372	62.0	1	0	
Oct 20	Miami	8	337	42.1	55	0	0	3	2	3	1-1	29	0	4	260	65.0	4	0	
Oct 27	at Pittsburgh	6	239	39.8	46	0	0	1	0	0	0-0	0	0	6	342	57.0	1	0	
Nov 05	at Duke	7	282	40.3	48	0	2	2	0	2	1-0	0	1	4	253	63.2	0	0	
Nov 12	Georgia Tech	6	255	42.5	54	0	0	2	1	4	3-3	40	0	7	442	63.1	4	0	
Nov 19	at Notre Dame	7	266	38.0	65	0	0	1	1	0	1-1	25	0	6	341	56.8	2	0	
Nov 26	Virginia																		
Dec 03	Atlantic vs. Costal																		
	Opponent totals	76	3141	41.3	65	1	5	17	12	13	14-9	51	3	53	3289	62.1	19	1	
	Virginia Tech	54	2080	38.5	61	0	2	24	8	24	25-19	47	2	72	4639	64.4	54	0	

OFFENSE GAME-BY-GAME

RUSHING	NO-YDS/TD	LIBERTY	TENN.	BC	ECU	UNC	SYRACUSE	MIAMI	PITT	DUKE	GT	ND	VA	ACC CHAMP
Evans, J QB	150-675/7	5-46/0	16-18/0	9-48/0	10-97/1	21-49/1	11-61/0	13-98/1	11-33/0	18-83/1	18-75/2	18-67/1		
McMillian, T RB	124-568/4	13-39/0	14-127/1	12-36/1	9-10/0	17-76/1	9-39/0	18-131/0	6-3/0	15-72/1	10-39/0	1-2/0		
Williams, M RB	59-244/2	DNP	DNP	15-81/0	3-8/1	10-30/0	5-23/0	6-28/0	8-29/1	3-13/0	1-4/0	8-28/0		
Rogers, S RB	46-164/0	7-23/0	4-20/0	3-15/0	9-29/0	1-1/0	8-21/0	1-0/0	-	8-22/0	1-7/0	4-26/0		
Phillips, C WR	22-111/0	5-14/0	-	-	-	4-22/0	2-9/0	1--1/0	5-43/0	3-8/0	1-12/0	1-4/0		
Motley, B QB	15-92/2	1-5/0	DNP	2-37/1	5-26/1	-	DNP	-	7-24/0	DNP	DNP	DNP		
McKenzie, S RB	20-76/1	4-22/0	5-21/1	2--3/0	4-11/0	5-25/0	-	DNP	DNP	DNP	DNP	DNP		
Carroll, C.J. WR	9-46/0	2-24/0	1--1/0	-	-	1-10/0	3-2/0	1-9/0	-	-	1-2/0	-		
Peoples, S FB	13-45/1	-	-	-	-	-	-	-	-	2-13/0	-	11-32/1		
Hodges, B TE	7-32/0	1-4/0	4-22/0	-	-	-	1-6/0	-	-	1-0/0	-	-		
McCleave, D RB	8-27/0	8-27/0	DNP	DNP	DNP	DNP	DNP	DNP	DNP	DNP	DNP	DNP		
Ford, I WR	4-19/0	-	-	-	1-1/0	-	-	1--11/0	1-26/0	-	-	1-3/0		
Reid, D.J. RB	3-11/0	-	-	3-11/0	DNP	DNP	-	DNP	DNP	DNP	DNP	DNP		
Murphy, H WR	1-3/0	1-3/0	DNP	-	-	-	-	-	-	-	-	-		
Click, J QB	2-1/0	DNP	DNP	2-1/0	DNP	DNP	DNP	DNP	DNP	DNP	DNP	DNP		
Ludwig, M	1--11/0	-	-	-	-	1--11/0	-	-	-	-	-	-		
TEAM	24--90/0	1--1/0	1--21/0	2--3/0	4--15/0	6--13/0	-	3--3/0	1--2/0	2--4/0	1--18/0	3--10/0		

RECEIVING	NO-YDS/TD	LIBERTY	TENN.	BC	ECU	UNC	SYRACUSE	MIAMI	PITT	DUKE	GT	ND	VA	ACC CHAMP
Ford, I WR	65-881/7	11-117/1	5-51/0	4-91/2	4-117/1	-	8-83/1	4-46/0	10-143/1	4-62/0	8-85/1	7-86/0		
Phillips, C WR	52-689/3	5-53/1	7-77/0	2-53/0	1-55/1	2-20/0	3-83/0	7-64/0	6-109/0	3-37/0	10-82/0	6-56/1		
Hodges, B TE	38-529/6	3-42/2	3-13/0	4-48/0	2-47/0	1-28/0	5-79/1	7-66/2	6-145/0	2-24/0	3-22/0	2-15/1		
Carroll, C.J. WR	17-253/0	2-9/0	-	2-39/0	-	-	2-33/0	-	-	3-27/0	5-65/0	3-80/0		
Rogers, S RB	17-222/3	-	3-47/1	1-4/1	1-12/0	1-22/1	-	2-72/0	1--2/0	-	4-37/0	4-30/0		
McMillian, T RB	9-81/2	-	1-3/0	2-11/1	1-13/1	2-4/0	-	-	-	2-33/0	1-17/0	-		
Cunningham, C TE	5-43/3	-	-	1-7/1	1-13/0	1-1/1	-	1-11/0	1-11/1	-	-	DNP		
Peoples, S FB	2-40/1	-	-	-	-	-	1-27/0	1-13/1	-	-	-	-		
Murphy, H WR	3-29/0	1-12/0	DNP	-	-	-	-	-	-	1-9/0	1-8/0	-		
McKenzie, S RB	3-28/0	2-11/0	1-17/0	-	-	-	-	DNP	DNP	DNP	DNP	DNP		
Bradshaw, J WR	3-25/0	-	-	-	3-25/0	-	-	-	DNP	DNP	DNP	DNP		
Wilson, D WR	2-13/0	1-8/0	-	-	1-5/0	DNP	-	DNP	DNP	DNP	DNP	DNP		
Deablo, D WR	1-8/0	-	-	-	1-8/0	-	-	-	-	-	-	-		
Williams, M RB	1-2/0	DNP	DNP	-	-	-	1-2/0	-	-	-	-	-		

PASSING

#4 EVANS, J	ATT	COMP	INT	PCT	YARDS	TD	LONG	SACK	YDS	EFFIC
Liberty	32	20	0	62.5	221	4	25	1	11	161.8
Tennessee	28	20	0	71.4	208	1	30	3	15	145.6
Boston College	23	16	1	69.6	253	5	47	1	10	225.0
East Carolina	20	13	0	65.0	282	3	55	0	0	232.9
North Carolina	17	7	0	41.2	75	2	28	2	19	117.1
Syracuse	33	20	1	60.6	307	2	52	1	2	152.7
Miami	33	21	0	63.6	259	2	52	3	8	149.6
Pitt	40	24	0	60.0	406	2	41	3	10	161.8
Duke	27	15	0	55.6	192	0	23	3	11	115.3
Georgia Tech	45	32	2	71.1	316	1	24	5	26	128.5
Notre Dame	29	22	1	75.9	267	2	62	1	12	169.1
TOTALS	327	210	5	64.2	2786	24	62	23	124	156.9

#9 MOTLEY, B	ATT	COMP	INT	PCT	YARDS	TD	LONG	SACK	YDS	EFFIC
Liberty	9	5	0	55.6	31	0	12	0	0	84.5
Boston College	3	0	0	0.0	0	0	0	0	0	0.0
East Carolina	2	2	0	100.0	13	0	8	0	0	154.6
Pitt	3	0	0	0.0	0	0	0	0	0	0.0
TOTALS	17	7	0	41.2	44	0	12	0	0	62.9

#45 ROGERS, S	ATT	COMP	INT	PCT	YARDS	TD	LONG	SACK	YDS	EFFIC
Miami	1	1	0	100.0	13	1	13	0	0	539.2
TOTALS	1	1	0	100.0	13	1	13	0	0	539.2

#TM TEAM	ATT	COMP	INT	PCT	YARDS	TD	LONG	SACK	YDS	EFFIC
Georgia Tech	2	0	0	0.0	0	0	0	0	0	0.0
TOTALS	2	0	0	0.0	0	0	0	0	0	0.0

#1 FORD, I	ATT	COMP	INT	PCT	YARDS	TD	LONG	SACK	YDS	EFFIC
East Carolina	1	0	0	0.0	0	0	0	0	0	0.0
TOTALS	1	0	0	0.0	0	0	0	0	0	0.0

#11 CLICK, J	ATT	COMP	INT	PCT	YARDS	TD	LONG	SACK	YDS	EFFIC
Boston College	1	0	0	0.0	0	0	0	0	0	0.0
TOTALS	1	0	0	0.0	0	0	0	0	0	0.0

STATS / BOX SCORES / SPECIALTY STATS / PLAYER PAGES / VIRGINIA TECH / TEAM NOTES / COACH FUENTE

DEFENSE GAME-BY-GAME

TACKLES	UA-A	TOT	LIBERTY	TENN.	BC	ECU	UNC	SYRACUSE	MIAMI	PITT	DUKE	GT	ND	VA	ACC CHAMP
Motuapuaka, A LB	44-52	96	2-5	9-6	2-5	2-6	7-5	4-4	2-0	2-2	4-4	6-8	4-7		
Edmunds, Tr LB	44-42	86	3-0	0-2	1-6	2-7	5-2	10-6	7-3	2-1	4-6	7-5	3-4		
Clark, C DB	41-33	74	4-3	6-3	1-3	3-8	3-0	3-4	6-3	5-2	5-3	1-2	4-2		
Edmunds, Te	36-33	69	3-2	3-4	1-3	4-4	2-2	2-0	5-2	6-4	8-6	-	2-6		
Reynolds, M	26-24	50	1-2	1-2	2-2	0-3	2-0	6-3	2-1	4-2	5-2	2-3	1-4		
Baron, W DT	34-14	48	1-4	1-2	2-0	1-0	2-1	5-0	5-1	1-1	7-2	7-3	2-0		
Mihota, V DL	19-22	41	1-3	1-0	0-2	1-0	2-3	4-2	1-4	2-2	1-0	5-5	1-1		
Facyson, B CB	23-11	34	3-0	1-1	3-1	3-1	2-1	3-0	2-0	4-1	2-3	0-1	0-2		
Alexander, A CB	20-11	31	DNP	1-1	2-2	2-1	0-1	3-0	1-0	3-1	1-2	1-0	6-3		
Hill, T DE	10-19	29	0-2	1-1	0-2	2-1	1-0	1-3	1-4	-	4-2	0-1	0-3		
Ekanem, K DE	14-15	29	3-1	3-2	1-2	1-4	-	2-0	DNP	1-0	1-0	0-2	2-4		
Walker, R DT	10-15	25	-	0-1	0-3	2-1	1-0	2-2	1-2	1-2	2-0	1-3	0-1		
Settle, T DT	5-9	14	-	2-1	0-1	0-2	1-1	0-1	1-1	-	-	0-2	1-0		
Shegog, A LB	4-8	12	1-0	0-2	-	1-3	-	1-0	0-1	-	-	1-2	-		
Stroman, G DB	5-6	11	2-0	-	0-2	0-1	0-1	0-2	1-0	1-0	1-0	DNP	DNP		
Williams, N DT	6-4	10	2-1	2-2	-	2-0	0-1	-	DNP	DNP	-	-	-		
Huelskamp, S LB	3-5	8	1-1	0-2	-	-	-	-	-	-	-	1-0	1-2		
Greene, D	4-1	5	-	2-0	0-1	-	-	-	DNP	DNP	-	-	2-0		
Deablo, D	2-2	4	-	-	-	-	1-0	-	-	1-1	-	-	0-1		
Beckett, T CB	1-3	4	-	0-1	1-2	-	-	-	-	-	-	-	-		
Gaines, H DE	0-3	3	DNP	DNP	-	0-1	0-1	-	0-1	-	-	-	-		
Williams, C CB	1-2	3	-	-	1-1	-	-	-	DNP	0-1	-	-	-		
Dooley, S DE	2-1	3	-	DNP	-	1-0	-	-	-	DNP	0-1	1-0	-		
Peoples, S	0-3	3	-	-	-	0-2	-	-	-	-	-	-	0-1		
Sobczak, S DT	0-3	3	-	DNP	-	0-1	-	0-1	0-1	DNP	-	-	DNP		
Phillips, C	0-3	3	-	-	-	0-1	0-1	-	-	-	0-1	-	-		
Quillen, J DB	1-2	3	-	DNP	0-1	DNP	1-0	-	-	-	-	-	0-1		
Newsome, D	0-2	2	-	0-1	0-1	-	DNP	DNP	-	-	-	-	-		
Taylor, J DE	0-2	2	0-1	0-1	DNP	DNP	DNP	DNP	DNP	DNP	DNP	DNP	DNP		
Ludwig, M	1-1	2	-	0-1	-	-	-	1-0	-	-	-	-	-		
Carpenter, A	1-0	1	DNP	DNP	DNP	1-0	DNP	DNP	DNP	DNP	DNP	DNP	DNP		
Galante, J CB	0-1	1	0-1	-	-	-	-	DNP	-	-	-	-	-		
Williams, M	0-1	1	DNP	DNP	-	-	-	-	-	-	-	-	0-1		
Slye, Joey	1-0	1	-	-	-	-	-	-	-	-	-	1-0	-		
Moss, J LB	1-0	1	1-0	DNP	DNP	DNP	DNP	DNP	DNP	DNP	DNP	DNP	DNP		
Hubbard, T LB	1-0	1	DNP	DNP	DNP	DNP	DNP	DNP	-	1-0	-	DNP	DNP		
Floyd, R DB	0-1	1	-	-	-	0-1	-	-	-	-	-	DNP	DNP		

SACKS	UA-A	TOT	LIBERTY	TENN.	BC	ECU	UNC	SYRACUSE	MIAMI	PITT	DUKE	GT	ND	VA	ACC CHAMP
Ekanem, K DE	4-3	5.5	1.0-6	1.5-9	-	2.0-13	-	-	DNP	-	-	-	1.0-2		
Baron, W DT	3-3	4.5	-	-	-	-	0.5-3	1.0-2	2.5-16	-	0.5-4	-	-		
Edmunds, Tr LB	4-1	4.5	-	-	-	1.5-8	1.0-6	-	1.0-8	-	1.0-5	-	-		
Mihota, V DL	1-2	2.0	-	-	-	-	-	-	2.0-16	-	-	-	-		
Motuapuaka, A LB	1-2	2.0	-	-	-	0.5-2	0.5-3	-	-	-	-	1.0-6	-		
Walker, R DT	1-1	1.5	-	-	-	-	-	-	0.5-4	-	1.0-10	-	-		
Hill, T DE	1-1	1.5	-	-	-	-	-	-	1.5-9	-	-	-	-		
Williams, N DT	0-1	0.5	-	0.5-1	-	-	-	-	DNP	DNP	-	-	-		
Gaines, H DE	0-1	0.5	DNP	DNP	-	0.5-1	-	-	-	-	-	-	-		
Phillips, C	0-1	0.5	-	-	-	0.5-8	-	-	-	-	-	-	-		
Shegog, A LB	0-1	0.5	-	-	-	0.5-1	-	-	-	-	-	-	-		
Sobczak, S DT	0-1	0.5	-	DNP	-	-	-	-	0.5-4	DNP	-	-	DNP		
Dooley, S DE	0-1	0.5	-	DNP	-	-	-	-	-	DNP	0.5-4	-	-		
Floyd, R DB	0-1	0.5	-	-	-	0.5-7	-	-	-	-	-	DNP	DNP		

DEFENSE GAME-BY-GAME

TACKLES FOR LOSS	UA-A	TOT	LIBERTY	TENN.	BC	ECU	UNC	SYRACUSE	MIAMI	PITT	DUKE	GT	ND	VA	ACC CHAMP
Baron, W DT	15-4	17.0	-	0.5-3	1.0-3	1.0-2	0.5-3	2.0-3	4.5-24	-	3.5-14	3.0-8	1.0-4		
Edmunds, Tr LB	11-9	15.5	1.0-1	0.5-2	2.5-5	2.0-9	1.5-6	1.5-11	2.0-10	1.0-3	1.0-5	2.0-3	0.5-0		
Ekanem, K DE	4-7	7.5	1.0-6	1.5-9	1.0-1	2.0-13	-	-	DNP	-	-	-	2.0-4		
Mihota, V DL	3-8	7.0	-	-	0.5-1	-	2.0-3	1.5-1	2.5-17	0.5-1	-	-	-		
Walker, R DT	3-6	6.0	-	-	0.5-2	2.5-5	-	-	0.5-4	1.0-2	1.0-10	-	0.5-1		
Motuapuaka, A LB	3-4	5.0	-	1.0-5	-	0.5-2	1.5-4	-	-	0.5-1	0.5-0	1.0-6	-		
Reynolds, M	4-2	5.0	-	1.0-4	0.5-2	-	1.0-1	-	-	1.0-4	-	-	1.5-7		
Hill, T DE	3-4	5.0	-	-	0.5-2	2.0-4	-	-	1.5-9	-	-	0.5-1	0.5-2		
Settle, T DT	2-5	4.5	-	1.5-4	-	0.5-1	0.5-1	-	0.5-1	-	-	0.5-0	1.0-3		
Facyson, B CB	2-2	3.0	-	-	1.0-2	-	0.5-9	-	-	1.0-1	-	0.5-1	-		
Clark, C DB	2-1	2.5	-	-	-	-	1.0-1	-	-	1.0-3	0.5-1	-	-		
Shegog, A LB	1-2	2.0	-	-	-	1.5-4	-	-	-	-	-	0.5-2	-		
Williams, N DT	1-2	2.0	-	0.5-1	-	1.0-3	0.5-0	-	DNP	DNP	-	-	-		
Edmunds, Te	0-3	1.5	-	-	-	0.5-1	-	-	-	1.0-2	-	-	-		
Dooley, S DE	1-1	1.5	-	DNP	-	1.0-3	-	-	-	DNP	0.5-4	-	-		
Phillips, C	0-2	1.0	-	-	-	0.5-8	0.5-9	-	-	-	-	-	-		
Alexander, A CB	0-2	1.0	DNP	-	0.5-0	-	0.5-1	-	-	-	-	-	-		
Gaines, H DE	0-1	0.5	DNP	DNP	-	0.5-1	-	-	-	-	-	-	-		
Sobczak, S DT	0-1	0.5	-	DNP	-	-	-	-	0.5-4	DNP	-	-	DNP		
Taylor, J DE	0-1	0.5	-	0.5-1	DNP	DNP	DNP	DNP	DNP	DNP	DNP	DNP	DNP		
Floyd, R DB	0-1	0.5	-	-	-	0.5-7	-	-	-	-	-	DNP	DNP		

RETURNS GAME-BY-GAME

PUNT RETURNS	NO-YDS	LIBERTY	TENN.	BC	ECU	UNC	SYRACUSE	MIAMI	PITT	DUKE	GT	ND	VA	ACC CHAMP
Stroman, G	25-221	3-22	-	7-50	2-94	1--1	2-13	3-5	4-33	3-5	DNP	DNP		
Carroll, C.J.	9-79	1-2	-	2-34	-	-	-	-	-	-	3-34	3-9		
Phillips, C	2-7	-	-	-	1-1	-	-	-	-	-	-	1-6		
TEAM	1--2	-	1--2	-	-	-	-	-	-	-	-	-		
Williams, C	1--8	1--8	-	-	-	-	-	DNP	-	-	-	-		

KICK RETURNS	NO-YDS	LIBERTY	TENN.	BC	ECU	UNC	SYRACUSE	MIAMI	PITT	DUKE	GT	ND	VA	ACC CHAMP
Stroman, G	22-460	2-61	5-106	1-21	3-61	1-26	4-90	-	4-58	2-37	DNP	DNP		
Greene, D	5-113	-	-	-	-	-	1-15	DNP	DNP	2-40	2-58	-		
Murphy, H	3-98	-	DNP	-	-	-	-	-	-	-	-	3-98		
Settle, T	2-15	-	-	-	-	-	-	-	1-6	-	-	1-9		
Rogers, S	1-15	-	-	-	-	-	-	-	-	-	1-15	-		

INT. RETURNS	NO-YDS	LIBERTY	TENN.	BC	ECU	UNC	SYRACUSE	MIAMI	PITT	DUKE	GT	ND	VA	ACC CHAMP
Edmunds, Te	3-15	1-15	-	-	-	-	1-0	1-0	-	-	-	-		
Stroman, G	3-0	2-0	-	-	-	1-0	-	-	-	-	DNP	DNP		
Reynolds, M	2-4	-	1-3	-	-	-	-	-	1-1	-	-	-		
Motuapuaka, A	1-0	-	-	-	-	1-0	-	-	-	-	-	-		
Alexander, A	1-0	DNP	-	1-0	-	-	-	-	-	-	-	-		

FUMBLE RETURNS	NO-YDS	LIBERTY	TENN.	BC	ECU	UNC	SYRACUSE	MIAMI	PITT	DUKE	GT	ND	VA	ACC CHAMP
Baron, W	1-9	-	-	-	-	1-9	-	-	-	-	-	-		
Motuapuaka, A	1-9	-	-	1-9	-	-	-	-	-	-	-	-		

STATS / BOX SCORES / SPECIALTY STATS / PLAYER PAGES / VIRGINIA TECH / TEAM NOTES / COACH FUENTE

GAMES PLAYED

NO.	NAME	GP/GS	LIBERTY	TENN.	BC	ECU	UNC	SYRACUSE	MIAMI	PITT	DUKE	GT	ND	VA	ACC CHAMP
36	Alexander, A	10/2	...	XXX	XXX	XXX	XXX	XXX	XXX	XXX	XXX	START	START		
17	Alleyne, J	1/-	XXX	...		
35	Banks, E	2/-	XXX	XXX		
60	Baron, W	11/11	START	START	START	START	START	START	START	START	START	START	START		
14	Beckett, T	11/-	XXX	XXX	XXX	XXX	XXX	XXX	XXX	XXX	XXX	XXX	XXX		
15	Bradshaw, J	7/-	XXX	XXX	XXX	XXX	XXX	XXX	XXX		
82	Burke, X	6/-	XXX	XXX	XXX	XXX	XXX	XXX		
8H	Bynum, W	11/-	XXX	XXX	XXX	XXX	XXX	XXX	XXX	XXX	XXX	XXX	XXX		
38	Carpenter, A	2/-	XXX	XXX		
86	Carroll, C.J.	11/1	XXX	XXX	XXX	XXX	XXX	XXX	XXX	XXX	XXX	XXX	START		
61	Chung, K	5/2	...	START	START	XXX	XXX	...	XXX		
19	Clark, C	11/11	START	START	START	START	START	START	START	START	START	START	START		
1Q	Click, J	1/-	XXX		
72	Conte, A	11/11	START	START	START	START	START	START	START	START	START	START	START		
85	Cunningham, C	10/1	XXX	XXX	XXX	XXX	XXX	XXX	XXX	XXX	START	XXX	...		
88	Deablo, D	11/-	XXX	XXX	XXX	XXX	XXX	XXX	XXX	XXX	XXX	XXX	XXX		
43	Doolley, S	9/-	XXX	...	XXX	XXX	XXX	XXX	XXX	...	XXX	XXX	XXX		
13	Durkin, C	3/-	XXX	...	XXX	...	XXX		
22	Edmunds, Te	11/10	START	START	START	START	START	START	START	START	START	XXX	START		
49	Edmunds, Tr	11/11	START	START	START	START	START	START	START	START	START	START	START		
40	Ekanem, K	10/10	START	START	START	START	START	START	...	START	START	START	START		
4	Evans, J	11/11	START	START	START	START	START	START	START	START	START	START	START		
31	Facyson, B	11/11	START	START	START	START	START	START	START	START	START	START	START		
21	Floyd, R	9/-	XXX	XXX	XXX	XXX	XXX	XXX	XXX	XXX	XXX		
1	Ford, I	11/11	START	START	START	START	START	START	START	START	START	START	START		
11	Gaines, H	9/-	XXX	XXX	XXX	XXX	XXX	XXX	XXX	XXX	XXX		
37	Galante, J	10/-	XXX	XXX	XXX	XXX	XXX	...	XXX	XXX	XXX	XXX	XXX		
64	Gallo, E	10/9	START	...	XXX	START	START	START	START	START	START	START	START		
23	Greene, D	9/-	XXX	XXX	XXX	XXX	XXX	XXX	XXX	XXX	XXX		
94	Hill, T	11/1	XXX	XXX	XXX	XXX	XXX	XXX	START	XXX	XXX	XXX	XXX		
7	Hodges, B	11/11	START	START	START	START	START	START	START	START	START	START	START		
44	Hubbard, T	3/-	XXX	XXX	XXX		
56	Huelskamp, S	11/-	XXX	XXX	XXX	XXX	XXX	XXX	XXX	XXX	XXX	XXX	XXX		
83	Kumah, E	10/-	XXX	...	XXX	XXX	XXX	XXX	XXX	XXX	XXX	XXX	XXX		
90	Ludwig, M	11/-	XXX	XXX	XXX	XXX	XXX	XXX	XXX	XXX	XXX	XXX	XXX		
33	McCleave, D	1/-	XXX		
28	McKenzie, S	6/-	XXX	XXX	XXX	XXX	XXX	XXX		
71	McLaughlin, J	11/11	START	START	START	START	START	START	START	START	START	START	START		
34	McMillian, T	11/6	XXX	START	START	START	XXX	XXX	START	START	XXX	START	XXX		
99	Mihota, V	11/11	START	START	START	START	START	START	START	START	START	START	START		
66	Mitchell, B	2/-	XXX	XXX		
95	Moon, C	1/-	XXX		
50	Moss, J	1/-	XXX		
9	Motley, B	6/-	XXX	...	XXX	XXX	XXX	...	XXX	XXX		
54	Motuapuaka, A	11/11	START	START	START	START	START	START	START	START	START	START	START		
12	Murphy, H	10/-	XXX	...	XXX	XXX	XXX	XXX	XXX	XXX	XXX	XXX	XXX		
20	Newsome, D	9/-	XXX	XXX	XXX	XXX	XXX	XXX	XXX	XXX	XXX		
69	Nijman, Y	11/11	START	START	START	START	START	START	START	START	START	START	START		
67	Osterloh, P	6/-	XXX	XXX	...	XXX	XXX	XXX	XXX		
27	Payne, S	2/-	XXX	...	XXX		
25	Peoples, S	11/5	START	XXX	XXX	START	START	START	START	XXX	XXX	XXX	XXX		
58	Pettit, C	11/2	START	START	XXX	XXX	XXX	XXX	XXX	XXX	XXX	XXX	XXX		
74	Pfaff, B	8/-	XXX	XXX	XXX	XXX	XXX	XXX	XXX	XXX		
5	Phillips, C	11/11	START	START	START	START	START	START	START	START	START	START	START		
62	Plantin, D	2/-	XXX	XXX		
26	Quillen, J	9/-	XXX	...	XXX	...	XXX	XXX	XXX	XXX	XXX	XXX	XXX		
48	Reid, D.J.	4/-	XXX	XXX	XXX	XXX		
6	Reynolds, M	11/11	START	START	START	START	START	START	START	START	START	START	START		
45	Rogers, S	11/9	START	START	START	START	XXX	START	START	XXX	START	START	START		
97	Settle, T	11/-	XXX	XXX	XXX	XXX	XXX	XXX	XXX	XXX	XXX	XXX	XXX		
24	Shegog, A	11/1	XXX	XXX	XXX	XXX	XXX	XXX	XXX	XXX	XXX	START	XXX		
46	Slye, Joey	11/-	XXX	XXX	XXX	XXX	XXX	XXX	XXX	XXX	XXX	XXX	XXX		
79	Smith, T	11/-	XXX	XXX	XXX	XXX	XXX	XXX	XXX	XXX	XXX	XXX	XXX		
91	Sobczak, S	8/-	XXX	...	XXX	XXX	XXX	XXX	XXX	...	XXX	XXX	...		
3	Stroman, G	9/9	START	START	START	START	START	START	START	START	START		
87	Taylor, C	10/-	XXX	XXX	XXX	XXX	XXX	...	XXX	XXX	XXX	XXX	XXX		
96	Taylor, J	2/-	XXX	XXX		
57	Teller, W	11/9	XXX	XXX	START	START	START	START	START	START	START	START	START		
98	Walker, R	11/5	XXX	XXX	XXX	XXX	XXX	XXX	START	START	START	START	START		
2D	Williams, C	10/-	XXX	XXX	XXX	XXX	XXX	XXX	...	XXX	XXX	XXX	XXX		
42	Williams, M	9/-	XXX	XXX	XXX	XXX	XXX	XXX	XXX	XXX	XXX		
8	Williams, N	9/6	START	START	START	START	START	START	XXX	XXX	XXX		
89	Wilson, D	5/-	XXX	XXX	XXX	XXX	...	XXX		

BY-QUARTER STATISTIC
3RD-DOWN CONVERSIONS

DATE	OPPONENT	SCORE	OVERALL	1ST QTR	2ND QTR	3RD QTR	4TH QTR	OT QTR
Sep 03	Liberty	W 36-13	10-20 50.0%	1-3 33.3%	3-7 42.9%	2-4 50.0%	4-6 66.7%	
Sep 10	vs. Tennessee	L 24-45	6-13 46.2%	4-5 80.0%	0-3 0.0%	0-3 0.0%	2-2 100.0%	
Sep 17	Boston College	W 49-0	7-14 50.0%	2-4 50.0%	0-3 0.0%	1-2 50.0%	4-5 80.0%	
Sep 24	East Carolina	W 54-17	5-14 35.7%	1-4 25.0%	1-2 50.0%	2-5 40.0%	1-3 33.3%	
Oct 08	at North Carolina	W 34-3	8-20 40.0%	1-6 16.7%	3-5 60.0%	1-4 25.0%	3-5 60.0%	
Oct 15	at Syracuse	L 17-31	4-13 30.8%	1-5 20.0%	2-5 40.0%	1-2 50.0%	0-1 0.0%	
Oct 20	Miami	W 37-16	4-13 30.8%	0-3 0.0%	1-4 25.0%	1-2 50.0%	2-4 50.0%	
Oct 27	at Pittsburgh	W 39-36	4-14 28.6%	2-5 40.0%	0-2 0.0%	0-2 0.0%	2-5 40.0%	
Nov 05	at Duke	W 24-21	8-18 44.4%	2-4 50.0%	3-6 50.0%	1-3 33.3%	2-5 40.0%	
Nov 12	Georgia Tech	L 20-30	6-14 42.9%	1-2 50.0%	1-4 25.0%	2-4 50.0%	2-4 50.0%	
Nov 19	at Notre Dame	W 34-31	6-14 42.9%	0-2 0.0%	3-4 75.0%	1-3 33.3%	2-5 40.0%	
Nov 26	Virginia							
Dec 03	Atlantic vs. Coastal							
	Virginia Tech		68-167 40.7%	15-43 34.9%	17-45 37.8%	12-34 35.3%	24-45 53.3%	0-0 0.0%
	Opponents		45-163 27.6%	12-44 27.3%	11-43 25.6%	13-43 30.2%	9-33 27.3%	0-0 0.0%

4TH-DOWN CONVERSIONS

DATE	OPPONENT	SCORE	OVERALL	1ST QTR	2ND QTR	3RD QTR	4TH QTR	OT QTR
Sep 03	Liberty	W 36-13	1-1 100.0%	0-0 0.0%	1-1 100.0%	0-0 0.0%	0-0 0.0%	
Sep 10	vs. Tennessee	L 24-45	0-0 0.0%	0-0 0.0%	0-0 0.0%	0-0 0.0%	0-0 0.0%	
Sep 17	Boston College	W 49-0	1-1 100.0%	0-0 0.0%	0-0 0.0%	1-1 100.0%	0-0 0.0%	
Sep 24	East Carolina	W 54-17	0-2 0.0%	0-0 0.0%	0-0 0.0%	0-1 0.0%	0-1 0.0%	
Oct 08	at North Carolina	W 34-3	1-2 50.0%	0-0 0.0%	0-0 0.0%	1-2 50.0%	0-0 0.0%	
Oct 15	at Syracuse	L 17-31	0-1 0.0%	0-0 0.0%	0-1 0.0%	0-0 0.0%	0-0 0.0%	
Oct 20	Miami	W 37-16	0-0 0.0%	0-0 0.0%	0-0 0.0%	0-0 0.0%	0-0 0.0%	
Oct 27	at Pittsburgh	W 39-36	0-0 0.0%	0-0 0.0%	0-0 0.0%	0-0 0.0%	0-0 0.0%	
Nov 05	at Duke	W 24-21	2-2 100.0%	0-0 0.0%	1-1 100.0%	1-1 100.0%	0-0 0.0%	
Nov 12	Georgia Tech	L 20-30	1-2 50.0%	0-0 0.0%	0-0 0.0%	0-1 0.0%	1-1 100.0%	
Nov 19	at Notre Dame	W 34-31	1-1 100.0%	0-0 0.0%	0-0 0.0%	1-1 100.0%	0-0 0.0%	
Nov 26	Virginia							
Dec 03	Atlantic vs. Coastal							
	Virginia Tech		7-12 58.3%	0-0 0.0%	2-3 66.7%	4-7 57.1%	1-2 50.0%	0-0 0.0%
	Opponents		9-20 45.0%	3-5 60.0%	1-3 33.3%	3-7 42.9%	2-5 40.0%	0-0 0.0%

TIME OF POSSESSION

DATE	OPPONENT	SCORE	OVERALL	1ST QTR	2ND QTR	3RD QTR	4TH QTR
Sep 03	Liberty	W 36-13	33:42	5:50	9:10	7:19	11:23
Sep 10	vs. Tennessee	L 24-45	31:44	10:53	7:32	6:01	7:18
Sep 17	Boston College	W 49-0	35:15	8:27	7:46	7:58	11:04
Sep 24	East Carolina	W 54-17	30:03	6:36	7:12	9:02	7:13
Oct 08	at North Carolina	W 34-3	39:59	9:05	9:47	7:41	13:26
Oct 15	at Syracuse	L 17-31	26:35	8:36	7:10	7:30	3:19
Oct 20	Miami	W 37-16	30:32	6:26	7:21	8:15	8:30
Oct 27	at Pittsburgh	W 39-36	33:17	10:20	6:22	8:07	8:28
Nov 05	at Duke	W 24-21	30:02	7:42	7:38	6:40	8:02
Nov 12	Georgia Tech	L 20-30	24:05	3:30	5:18	7:42	7:35
Nov 19	at Notre Dame	W 34-31	32:45	2:31	9:56	9:35	10:43
Nov 26	Virginia						
Dec 03	Atlantic vs. Coastal						
	Virginia Tech	Total	347:59	79:56	85:12	85:50	97:01
	Virginia Tech	Avg.	31:38	7:16	7:44	7:48	8:49
	Opponents	Total	312:01	85:04	79:48	79:10	67:59
	Opponents	Avg.	28:21	7:44	7:15	7:11	6:10

STATS / BOX SCORES / SPECIALTY STATS / PLAYER PAGES / VIRGINIA TECH / TEAM NOTES / COACH FUENTE

NCAA Statistics

Virginia Tech - 2016-17 Football Ranking Summary thru games 11/19/2016

Statistic	National Rank	Conference Rank	Value	National Leader	Value	Conference Leader	Value
3rd Down Conversion Pct (128 ranked)	63	9	0.407	Western Mich.	0.558	Clemson	0.500
3rd Down Conversion Pct Defense (128 ranked)	4	1	0.276	Michigan	0.211	Virginia Tech	0.276
4th Down Conversion Pct (128 ranked)	39	4	0.583	South Fla.	0.933	Louisville	0.692
4th Down Conversion Pct Defense (128 ranked)	47	7	0.450	Duke	0.182	Duke	0.182
Blocked Kicks (65 ranked)	9	2	4	Ga. Southern	7	Miami (FL)	5
Blocked Kicks Allowed (127 ranked)	93	9	3	38 teams tied	0	Virginia	0
Blocked Punts (18 ranked)	18	4	1	Michigan	4	Miami (FL)	3
Blocked Punts Allowed (128 ranked)	1	1	0	77 teams tied	0	8 teams tied	0
Completion Percentage (128 ranked)	27	4	0.625	Washington St.	0.718	North Carolina	0.701
Defensive TDs (31 ranked)				Alabama	9	4 teams tied	3
Fewest Penalties (128 ranked)	24	4	56	Navy	26	Georgia Tech	45
Fewest Penalties Per Game (128 ranked)	24	4	5.09	Navy	2.60	Georgia Tech	4.09
Fewest Penalty Yards (128 ranked)	22	4	487	Navy	206	Georgia Tech	383
Fewest Penalty Yards Per Game (128 ranked)	22	4	44.27	Navy	20.60	Georgia Tech	34.82
First Downs Defense (128 ranked)	13	2	182	Michigan	148	Boston College	169
First Downs Offense (128 ranked)	29	4	257	Texas Tech	336	Florida St. Louisville	288 288
Fumbles Lost (128 ranked)	127	13	15	Old Dominion Nevada Iowa	2 2 2	Miami (FL)	3
Fumbles Recovered (128 ranked)	59	10	7	Minnesota	15	Wake Forest	13
Kickoff Return Defense (128 ranked)	14	2	17.47	Memphis	14.92	Boston College	17.24
Kickoff Returns (128 ranked)	58	8	21.24	San Diego St.	29.68	Pittsburgh	29.63
Net Punting (128 ranked)	76	7	36.94	Utah	45.20	Virginia	41.20
Passes Had Intercepted (128 ranked)	12	3	5	Western Mich.	1	Georgia Tech	3
Passes Intercepted (128 ranked)	47	5	10	San Diego St.	20	Clemson	15
Passing Offense (128 ranked)	41	8	259.0	Texas Tech	451.8	Clemson	333.1
Passing Yards Allowed (128 ranked)	20	3	190.7	Michigan	137.0	North Carolina	178.5
Passing Yards per Completion (128 ranked)	45	6	13.07	Air Force	25.86	Georgia Tech	19.86
Punt Return Defense (128 ranked)	15	2	4.09	North Carolina	0.43	North Carolina	0.43
Punt Returns (128 ranked)	65	12	7.82	Texas A&M	28.58	Syracuse	18.88
Red Zone Defense (128 ranked)	34	4	0.781	Florida	0.654	Wake Forest	0.737
Red Zone Offense (128 ranked)	38	4	0.875	Florida St.	0.961	Florida St.	0.961
Rushing Defense (128 ranked)	43	8	149.2	Alabama	68.9	Pittsburgh	98.1
Rushing Offense (128 ranked)	61	5	183.0	New Mexico	342.1	Georgia Tech	260.3
Sacks Allowed (128 ranked)	68	7	2.09	Troy	0.50	Pittsburgh	0.82
Scoring Defense (128 ranked)	28	4	22.1	Michigan	10.9	Clemson	17.9
Scoring Offense (128 ranked)	44	7	33.5	Louisville	46.0	Louisville	46.0
Tackles for Loss Allowed (128 ranked)	71	6	5.91	Missouri	3.00	Clemson	4.73
Team Passing Efficiency (128 ranked)	19	5	151.81	Oklahoma	191.87	North Carolina	161.31
Team Passing Efficiency Defense (128 ranked)	13	2	108.43	Ohio St.	88.05	Clemson	101.59
Team Sacks (128 ranked)	50	10	2.27	Florida St.	3.73	Florida St.	3.73
Team Tackles for Loss (128 ranked)	7	3	8.1	Michigan	9.3	Clemson	8.7
Time of Possession (128 ranked)	37	5	31:38	Wisconsin	35:24	Boston College	33:44
Total Defense (128 ranked)	20	4	339.9	Michigan	245.6	Louisville	292.2
Total Offense (128 ranked)	47	5	442.0	Louisville	558.5	Louisville	558.5
Turnover Margin (127 ranked)	87	11	-0.27	Western Mich. Washington Old Dominion	1.36 1.36 1.36	Wake Forest	0.91
Turnovers Gained (127 ranked)	63	9	17	BYU	27	Wake Forest	24
Turnovers Lost (128 ranked)	100	10	20	Western Mich.	5	Miami (FL)	10
Winning Percentage (128 ranked)	23	3	0.727	Western Mich. Alabama	1.000 1.000	Clemson	0.909

Statistic	Player	National	Conference	Value	National Leader	Value	Conference	Value
		Rank	Rank		Leader		Leader	
All Purpose (200 ranked)	Isaiah Ford	187	20	81.82	Christian McCaffrey, Stanford	205.60	Dalvin Cook, Florida St.	169.73
Blocked Kicks (4 ranked)					Vincent Taylor, Oklahoma St.	4	Dexter Lawrence, Clemson RJ McIntosh, Miami (FL)	2 2
Combined Kick Returns (198 ranked)	Greg Stroman	18	4	681	Charles Nelson, Oregon	986	Quadree Henderson, Pittsburgh	967
Completion Percentage (106 ranked)	Jerod Evans	20	4	0.642	Luke Falk, Washington St.	0.714	Mitch Trubisky, North Carolina	0.697
Completions Per Game (100 ranked)	Jerod Evans	40	9	19.09	Luke Falk, Washington St.	34.55	Eric Dungey, Syracuse	25.56
Field Goal Percentage (109 ranked)	Joey Slye	42	6	0.792	Zane Gonzalez, Arizona St.	0.958	Mike Knoll, Boston College	0.909
Field Goals Per Game (128 ranked)	Joey Slye	9	1	1.73	Austin Rehkow, Idaho	2.20	Joey Slye, Virginia Tech Mike Weaver, Wake Forest	1.73 1.73
Forced Fumbles (55 ranked)					Harold Landry, Boston College	0.64	Harold Landry, Boston College	0.64
Fumbles Recovered (19 ranked)					Keishawn Bierria, Washington	5	Cameron Glenn, Wake Forest Connor Strachan, Boston College	3 3
Interceptions Per Game (132 ranked)	Greg Stroman Terrell Edmunds	49 69	5 6	0.3 0.3	Tarvarus McFadden, Florida St.	0.7	Tarvarus McFadden, Florida St.	0.7
Kickoff Return TDs (7 ranked)					Quadree Henderson, Pittsburgh	3	Quadree Henderson, Pittsburgh	3
Kickoff Returns (108 ranked)	Greg Stroman	80	13	20.9	Kylen Towner, Western Ky.	34.1	T.J. Logan, North Carolina	34.0
Passes Defended (29 ranked)	Greg Stroman	25	3	1.2	Rashard Fant, Indiana	1.6	Breon Borders, Duke	1.3
Passing Efficiency (106 ranked)	Jerod Evans	12	2	157.1	Baker Mayfield, Oklahoma	194.7	Mitch Trubisky, North Carolina	162.2
Passing TDs (155 ranked)	Jerod Evans	16	4	24	Logan Woodside, Toledo	40	Lamar Jackson, Louisville Deshaun Watson, Clemson	28 28
Passing Yards (130 ranked)	Jerod Evans	27	6	2,792	Patrick Mahomes, Texas Tech	4,466	Deshaun Watson, Clemson	3,279
Passing Yards Per Game (130 ranked)	Jerod Evans	35	7	253.8	Patrick Mahomes, Texas Tech	406.0	Deshaun Watson, Clemson	298.1
Passing Yards per Completion (106 ranked)	Jerod Evans	32	4	13.30	Josh Allen, Wyoming	15.63	Lamar Jackson, Louisville	15.24
Points Responsible For (190 ranked)	Jerod Evans Joey Slye	14 90	3 13	188 98	Lamar Jackson, Louisville	284	Lamar Jackson, Louisville	284
Points Responsible For Per Game (199 ranked)	Jerod Evans Joey Slye	17 105	3 13	17.1 8.9	Lamar Jackson, Louisville	26.0	Lamar Jackson, Louisville	26.0
Punt Return TDs (6 ranked)	Greg Stroman	6	1	1	Christian Kirk, Texas A&M	3	6 players tied	1
Punt Returns (66 ranked)	Greg Stroman	32	7	8.8	Brisly Estime, Syracuse	19.4	Brisly Estime, Syracuse	19.4
Punting (117 ranked)	Mitchell Ludwig	103	11	38.5	Mitch Wishnowsky, Utah	48.6	Nicholas Conte, Virginia	44.6
Receiving TDs (143 ranked)	Isaiah Ford Bucky Hodges	46 72	4 8	7 6	Corey Davis, Western Mich. Carlos Henderson, Louisiana Tech	16 16	Deon Cain, Clemson Amba Etta-Tawo, Syracuse	9 9
Receiving Yards (200 ranked)	Isaiah Ford Cam Phillips Bucky Hodges	30 85 157	3 10 22	881 689 529	Zay Jones, East Carolina	1,685	Amba Etta-Tawo, Syracuse	1,304
Receiving Yards Per Game (200 ranked)	Isaiah Ford Cam Phillips Bucky Hodges	32 89 168	3 10 23	80.1 62.6 48.1	Zay Jones, East Carolina	153.2	Amba Etta-Tawo, Syracuse	118.5
Receptions Per Game (199 ranked)	Isaiah Ford Cam Phillips Bucky Hodges	30 79 181	5 8 23	5.9 4.7 3.5	Zay Jones, East Carolina	13.7	Amba Etta-Tawo, Syracuse	7.4
Rush Yards Per Carry (169 ranked)	Travon McMillian Jerod Evans	113 116	10 12	4.58 4.50	Teriyon Gipson, New Mexico	8.41	Brandon Radcliff, Louisville	6.78
Rushing TDs (169 ranked)	Jerod Evans	101	9	7	Jeremy McNichols, Boise St. Will Worth, Navy	22 22	Lamar Jackson, Louisville	19
Rushing Yards (200 ranked)	Jerod Evans Travon McMillian	118 143	10 14	675 568	D'Onta Foreman, Texas	1,863	Dalvin Cook, Florida St.	1,467
Rushing Yards Per Game (200 ranked)	Jerod Evans Travon McMillian	119 151	10 14	61.4 51.6	D'Onta Foreman, Texas	186.3	Dalvin Cook, Florida St.	133.4
Sacks (76 ranked)	Ken Ekanem	72	11	0.55	Hunter Dimick, Utah	1.27	Demarcus Walker, Florida St.	1.18
Scoring (197 ranked)	Joey Slye	25	4	8.9	Jeremy McNichols, Boise St.	14.2	Lamar Jackson, Louisville	10.4
Solo Tackles (45 ranked)					Nate Holley, Kent St.	8.9	Quin Blanding, Virginia	5.9
Tackles For Loss (33 ranked)	Woody Baron Tremaine Edmunds	8 20	3 6	1.5 1.4	Haason Reddick, Temple	1.8	Bradley Chubb, North Carolina St.	1.8
Total Interceptions (49 ranked)	Terrell Edmunds Greg Stroman	49 49	5 5	3 3	Tarvarus McFadden, Florida St.	8	Tarvarus McFadden, Florida St.	8
Total Offense (200 ranked)	Jerod Evans	16	4	315.2	Patrick Mahomes, Texas Tech	430.2	Lamar Jackson, Louisville	406.9
Total Points Scored (150 ranked)	Joey Slye	22	4	98	Jeremy McNichols, Boise St.	156	Lamar Jackson, Louisville	114
Total Tackles (148 ranked)	Andrew Motuapuaka Tremaine Edmunds	42 91	7 15	8.7 7.8	Rodney Butler, New Mexico St.	13.9	Micah Kiser, Virginia	10.9
Total Touchdowns (130 ranked)					Jeremy McNichols, Boise St.	26	Lamar Jackson, Louisville	19
Yards per Pass Attempt (106 ranked)	Jerod Evans	17	5	8.54	Baker Mayfield, Oklahoma	10.87	Lamar Jackson, Louisville	8.71
Yards per Reception (200 ranked)	Bucky Hodges Isaiah Ford Cam Phillips	167 180 192	22 25 26	13.92 13.55 13.25	Jalen Robinette, Air Force	26.33	Jester Weah, Pittsburgh	23.20

VS. VIRGINIA - MEDIA SCHEDULE

Monday	Tuesday	Wednesday	Thursday	Friday	Saturday	Sunday
Media Luncheon 11:30-1 p.m.	No availability	ACC Teleconference 11:50 a.m.	No availability	No availability	GAME DAY vs. Virginia - Noon	No availability
Coach Fuente along with selected players		Coach Fuente			Postgame Coaches Fuente, Foster & select players	

VIRGINIA TECH MEDIA INFORMATION

MONDAY - MEDIA LUNCHEON

Mondays, media members are invited to the Veatch Family Lounge, which is located on the second floor of the Jamerson Athletic Center, to take part in a joint press conference with Coach Justin Fuente and selected players in the football player's lounge. A light lunch is served at 11:30 a.m. with interviews beginning at 12 p.m., with Coach Fuente starting at the podium. The players and coaches who come to Monday's media luncheon will not be available post-practice on Tuesday.

A video feed of the press conference is available for free, both live and archived, on hokiesports.com. Media may watch this feed outside of the Veatch Family Lounge, but can not ask questions.

Media may ONLY park in the softball/track lot without a visitor's pass. Tickets will be the responsibility of the offender.

TUESDAY - MEDIA INTERVIEWS - CANCELED THIS WEEK

Tuesdays, selected individuals will be available post practice. These interviews will take place outside the Veatch Family Lounge at approximately 6 p.m.

Media members are asked to wait in the basketball work area located in Cassell Coliseum until a member of the Strategic Communications staff brings the media members to the lounge area.

Media coming for campus for post-practice interviews do not need a visitor's parking pass (after 5 p.m.). If members plan to come on campus during normal business hours (8 a.m. to 5 p.m.), they must stop at the Visitor's Center and get a parking pass. Tickets will be the responsibility of the offender.

WEDNESDAY - ACC TELECONFERENCE

The ACC football coaches will be featured on a weekly teleconference, beginning Wednesday, Aug. 31 and continuing each Wednesday until Nov. 22. Each coach will be available for 10 minutes, with Coach Justin Fuente scheduled to start at 11:50 a.m.

Members of the media can secure the number by contacting the ACC office at (336) 851-6062.

ACC VIDEO CLIP SERVICE

ACC Advanced Media will utilize the ACC Video Clip Service (AVCS) to provide football highlights and press conference excerpts to broadcast media across the conference footprint. This service will provide video content to media outlets in a more timely fashion, in an easy to access and download format, at no cost. To register for the AVCS contact Scott McBurney, Assistant Commissioner/ACC Advanced Media, at smcburney@theacc.org or call 336.369.4646.

WWW.HOKIESPORTS.COM

The official web site of Virginia Tech athletics is home to all the football knowledge you need. Schedules, results, rosters, bios, stats, general releases and game notes can be found here and are always up to date. The Gameday section (only available for home games) has live stats, radio and television coverage information and other pertinent information.

HOKIESPORTS.COM/MEDIA

This media-only, password-protected web site is designed to make the media's job easier. Here you will find high-resolution, color head shots of every Tech football player and coach available to download, along with logos and other information.

HOKIESPORTS.COM/MEDIA/CREDENTIALS

Tech's online site to request single-game press box or photo credentials. No email requests please!

WWW.THEACC.COM

Updated standings, results, schedules, stats and notes are on the site each week during the season.

WWW.COLLEGEPRESSBOX.COM

collegepressbox.com is the official media web site for ACC football. Access and download weekly game notes, quotes, stats, media guides and more for the conference and each of its 12 member schools. Login information will be distributed to accredited media or you can apply for a password by sending an e-mail to password@collegepressbox.com.

JUST VIRGINIA TECH, PLEASE

While the full name of the school is Virginia Polytechnic Institute and State University, the school is commonly referred to as "Virginia Tech."

Founded in 1872, as Virginia Agricultural and Mechanical College, the university changed its name to Virginia Polytechnic Institute in 1896.

Fans of the athletic department, as well as media covering the Hokies, shortened the name to VPI, but it eventually became Virginia Tech.

The "State University" was added in 1970 to bring the official title to what it is today.

Those covering Hokie athletics are asked to refer to the university as simply "Virginia Tech."

Virginia Tech University, VPI and SU, VPI&SU, VT or VA Tech are not recognized names and should not be used.

WHO TO CONTACT

STRATEGIC COMMUNICATIONS OFFICE

21 Beamer Way
Room 460, Jamerson Athletic Center
Blacksburg, Va. 24061
Office: (540) 231-6726 • Fax: (540) 231-6984

Virginia Tech Football Contacts

Requests for Coaches, Players
Associate AD, Strategic Communications
Pete Moris
540.231.9965 | morisvt@vt.edu

Requests for Credentials
Associate Dir., Strategic Communications
Marc Mullen
540.231.1894 | marcm@vt.edu

Assistant Dir., Strategic Communications
Peter Long
540.231.3387 | lpeter@vt.edu

Requests for Photographs
Director, Photography and Design
Dave Knachel
540.231.1838 | dknachel@vt.edu

Requests for Virginia Tech Radio
Assistant Director of Broadcast Services
Andrew Allegretta
540.961.7604 ext. 5
| andrew.allegretta@img.com

VIRGINIA TECH FOOTBALL ON SOCIAL MEDIA



FACEBOOK
facebook.com/hokiesports



TWITTER
@VT_Football



INSTAGRAM
vthokiefootball



SNAPCHAT
HokieSports