

VIRGINIA TECH

2016 FOOTBALL

AMERICA'S LONGEST ACTIVE BOWL STREAK - 23 STRAIGHT | 11 CONFERENCE TITLES - 4 ACC TITLES | HOME OF THE #LPD - 769.0 SACKS & 353 INTS LEAD FBS SINCE 1996 | 100% GRADUATION RATE OF SENIORS SINCE 2012



(5-2, 3-1 ACC) **VT** #25 **Pitt** (5-2, 2-1 ACC)

VIRGINIA TECH HOKIES VS PITT PANTHERS

TECH PRIMED FOR THURSDAY 2.0

- No. 25 VT plays for a second consecutive Thursday as the Hokies travel to Heinz Field to face Pitt, while the Panthers are coming off a bye week.
- This ACC Coastal clash will feature two division squads with a lone conference loss. Pitt's only ACC loss was a 37-36 setback at UNC (9/24).
- The Hokies are 22-9 (.710) on Thursday night, including last week's 37-16 win vs. Miami (10/20).
- This week's game will mark VT's 32nd appearance on ESPN's Thursday night package. Since it's inception 1991, only GT (32) as many appearances.
- Tech owns an 137-50 scoring edge in four ACC games.

NOTABLE THURS. NIGHT ROAD WINS

Date	Opponent	Score	Of Note
10/8/98	Boston College	17-0	Prioleau 85-yd INT TD
10/10/02	Boston College	28-23	334 rush yds, 3 TDs
10/28/04	Georgia Tech	34-20	3 4th-qtr TDs in win
11/12/15	Georgia Tech	23-21	Beamer's Thurs. finale

VT SEEKS TO EXORCISE PITT DEMONS

- Tech has lost three of its last four games vs. Pitt with the Panthers owning back-to-back wins vs. VT.
- The Hokies are 0-4 at Heinz Field with Tech's last win at Pitt coming by a 30-17 margin at Pitt Stadium (10/30/99) as QB Michael Vick led VT to an 11-0 regular season mark en route.
- VT's last two losses against the Panthers have been decided by a combined nine points (38-29).
- Pitt is 8-14 (.364) against ranked foes at Heinz Field - last win 28-21 vs. No. 24 Notre Dame (11/9/13).
- Pitt is 8-3 in ACC play under Pat Narduzzi.

SHOWDOWN OF TWO TOP RUSH DEFENSES

- Pitt leads the ACC and ranks fourth among Power Five squads, while VT is fourth among P5 squads.
- VT has held four of its last five foes to less than 100 net rush yards, allowing 79.2 ypg over that span.
- Pitt allowed a season-high 241 net rushing yards vs. GT (10/8), but has permitted 72.5 ypg against its other five opponents.
- VT racked up a season-high 251 rushing yards and 5.7 ypc vs. Miami (10/20), as RB Travon McMillian registered a season-best 131 yards (7.3 avg).
- Pitt ranks second in the ACC and 11th in the P5, averaging 239.1 rushing ypg.

POWER 5 LEADERS - RUSH DEFENSE

YPG	Team	YPG	Team
70.1	Alabama	99.9	Arizona State
94.9	Kansas State	102.6	Boston College
96.0	Michigan	102.9	Wisconsin
96.6	Pittsburgh	103.6	Virginia Tech

KEY SCORING STATS ON HOKIES, PANTHERS

- The Hokies are 38-3 (.927) in ACC play when scoring 30+ points, including a 19-1 (.950) mark on the road.
- VT has averaged 42.0 ppg in its five wins in 2016, putting up 37 points last week on a Miami defense that hadn't allowed more than 20 points prior to playing the Hokies.
- Pitt has permitted 30+ points in five of its six games against P5 foes, but ranks second in the ACC in scoring (38.4 ppg).
- VT is outscoring opponents 61-16 in the first quarter while Pitt owns a 70-14 scoring edge in the opening quarter.
- VT is outscoring opponents 122-59 in the second half, while Pitt has been outscored 111-101 in the second half.
- Pitt owns a +18 edge in points off turnovers (48 scored/20 allowed), while VT is -3 (34 scored/37 allowed) meaning 29.6% of points allowed by VT have come off turnovers.
- VT has held all of its opponents to 17 points or fewer in all five of its wins, permitting 9.8 ppg in those games.
- In 20 games under Pat Narduzzi, the only team that has held Pitt to 17 points was Virginia Tech last season.

THE #LPD LIVES HERE

- VT ranks in the Top 15 among P5 teams in seven defensive areas.
- Only Michigan (13.0) and Wisconsin (24.7) own better third-down conversion rates in the P5 than Tech (24.8).
- VT is second in the ACC and tied for ninth in the P5 with a 68.8 Red Zone scoring percentage.
- Tech ranks third in the ACC and eight in the P5, averaging 8.6 TFLs per game (60.0 total TFLs on season).

ACC & POWER 5 DEFENSIVE RANKINGS

Category	VT	ACC/P5	PITT	ACC/P5
3rd Dwn %	24.8	1st/3rd	35.4	9th/26th
1st Downs	104	2nd/4th	136	6th/26th
Def Pass Eff.	198.4	2nd/8th	298.9	13th/58th
Rush Def.	103.6	2nd/8th	102.6	1st/6th
Total Def.	302.0	3rd/9th	395.4	11th/38th
Comp. All.	111	3rd/T9th	148	12th/T53rd
Scoring Def	17.9	T3rd/T14th	31.4	10th/T46th

QB JEROD EVANS AMONG BEST IN P5

- QB Jerod Evans leads the ACC in pass efficiency (166.9), TD Pct. (10.2) and TD/INT ratio (9.5) and is among the Power Five leaders in those categories, as well.

POWER FIVE LEADERS - TD/INT RATIO

Ratio	Player	Team	TDs	INTs
13.0	Jake Browning	Washington	26	2
9.5	Jerod Evans	Virginia Tech	19	2
9.0	Mitch Trubisky	UNC	18	2

*Minimum 15 TDs

POWER FIVE LEADERS - PASS EFFICIENCY

Rating	Player	Team	YPG
199.6	Jake Browning	Washington	244.1
194.9	Baker Mayfield	Oklahoma	335.4
167.3	Sam Darnold	USC	190.6
166.9	Jerod Evans	Virginia Tech	229.3
166.1	Patrick Mahomes	Texas Tech	473.3

POWER FIVE LEADERS - TD PERCENTAGE

TD %	Player	Team	TDs	Atts
15.1	Jake Browning	Washington	26	172
10.8	Baker Mayfield	Oklahoma	23	213
11.2	Jerod Evans	Virginia Tech	19	186

VT RECORD BOOK - TD PASSES, SEASON

TDs	Player	Year	Rate	YPG
24	Tyrod Taylor	2010	154.8	195.9
21	Bryan Randall	2004	134.5	174.2
19	Jerod Evans	2016	166.9	229.3
19	Logan Thomas	2011	135.5	215.2

VT RECORD BOOK - TD/INT RATIO

Ratio	Player	Year	TDs	INTs
9.5	Jerod Evans	2016	19	2
4.8	Tyrod Taylor	2010	24	5
3.4	Jim Druckenmiller	1996	17	5

2016 ACC LEADERS - TD/INT RATIO

Ratio	Player	Year	TDs	INTs
9.5	Jerod Evans	2016	19	2
9.0	Mitch Trubisky	UNC	18	2
5.5	Nathan Peterman	Pitt	11	2

HOKIES, PANTHERS PRIMED FOR COASTAL DIVISION SHOWDOWN ON ESPN

- VT is coming off an 8.0-sack performance vs. Miami (10/20). The only FBS team with more sacks in a game this season was Utah, who produced 10.0 vs. San Jose State (9/17).
- Pitt owns a +20.0 sack differential as the Panthers lead the ACC in both most sacks recorded (25.0) and fewest sacks allowed (5.0). Baylor (4.0) is the only Power Five squad that has given up fewer sacks this season.
- Arizona St. (386.1), Oklahoma (342.6) and Texas Tech (313.0) are the only P5 teams that have allowed more pass ypg. than Pitt (298.9).
- CB Greg Stroman is the only FBS player with 350 KO return yards, 175 punt return yards and multiple INTs - Stroman's nine passes defended are tied for second in the ACC. Stroman and Terrell Edmunds are tied for second in the ACC with three INTs.
- Pitt's Quadree Henderson leads the FBS with two KO return TDs and a 35.9-yard KO return average. His 687 combined punt and KO return yards are third in the P5, while Stroman's 548 combined return yards are sixth.
- LB Andrew Motuapuaka leads VT with 59 total tackles (28 solo). LB Tremaine Edmunds has a team-high 11.0 TFLs to tie for fourth in the ACC, while his 54 stops (28 solo) are second on the squad.
- Clemson (11) is the only ACC squad that owns more INTs than VT (9). The Hokies are 30-4 (.882) in ACC play when forcing two or more INTs, including a 19-1 (.950) mark on the road.

MOST ACC CHAMPIONSHIPS SINCE 2004

VIRGINIA TECH 4

4



FLORIDA STATE 4

4



CLEMSON 2

2



WAKE 1



VIRGINIA TECH FOOTBALL CONFERENCE CHAMPIONSHIPS

Year	Record	Conference	Coach
1909	6-1	South Atlantic	Branch Bocock
1916	7-2	South Atlantic	Jack Ingersoll
1918	7-0	South Atlantic	Charles Bernier
1963	8-2	Southern	Jerry Claiborne
1995	10-2	Big East	Frank Beamer
1996	10-2	Big East	Frank Beamer
1999	11-1	Big East	Frank Beamer
2004	10-3	ACC	Frank Beamer
2007	11-3	ACC	Frank Beamer
2008	10-4	ACC	Frank Beamer
2010	11-3	ACC	Frank Beamer



2004



2007 ACC CHAMPIONSHIP GAME

VIRGINIA TECH - 30
BOSTON COLLEGE - 16



2008 ACC CHAMPIONSHIP GAME

VIRGINIA TECH - 30
BOSTON COLLEGE - 12



2010 ACC CHAMPIONSHIP GAME

VIRGINIA TECH - 44
FLORIDA STATE - 33

#23 STRAIGHT AMERICA'S LONGEST ACTIVE BOWL STREAK

As recognized by the NCAA



ALL-TIME LONGEST BOWL STREAKS

School	Seasons	Started	Ended
1. Nebraska	35	1969	2003
2. Michigan	33	1975	2007
3. Alabama	25	1959	1983
4. Florida State	24	1982	2005*
5. Virginia Tech	23	1993	present
6. Florida	22	1991	2012

*Streak snapped due to bowl appearance vacated by NCAA

2

VIRGINIA TECH FOOTBALL



2015 INDEPENDENCE BOWL

BROADCAST INFORMATION

Television.....ESPN
play-by-playDave Flemming
analyst.....Jesse Palmer
sidelinesLaura Rutledge
National Radio - SiriusXM Channels
Sirius.....Channel 145
XMChannel 193
Internet (Tech)Channel 955
Local Radio Virginia Tech IMG Sports
play-by-play Jon Laaser
analyst..... Mike Burnop
sidelineAndrew Allegretta
local station..... 105.3 FM
Digital.....Hokies Xtra & TuneIn
 (VTfeed; free on downloaded apps)

ACC STANDINGS

through Oct. 23

COASTAL	Conf.	Overall
North Carolina	4-1	6-2
Virginia Tech	3-1	5-2
Pittsburgh	2-1	5-2
Virginia	1-2	2-5
Georgia Tech	1-3	4-3
Miami	1-3	4-3
Duke	0-3	3-4

ATLANTIC	Conf.	Overall
Clemson	4-0	7-0
Louisville	4-1	6-1
Florida State	2-2	5-2
Syracuse	2-2	4-4
Wake Forest	2-2	5-2
NC State	1-2	4-3
Boston College	0-4	3-4

ACC SCHEDULE

Week 9

Thursday, Oct. 27

Virginia Tech (5-2, 3-1) at Pittsburgh (5-2, 2-1)

Saturday, Oct. 29

Duke (3-4, 0-3) at Georgia Tech (4-3, 1-3)
 Louisville (6-1, 4-1) at Virginia (2-5, 1-2)
 Boston College (3-4, 0-4) at NC State (4-3, 1-2)
 Army (4-3) at Wake Forest (5-2)
 Miami (4-3) at Notre Dame (2-5)
 Clemson (7-0, 4-0) at Florida State (5-2, 2-2)

Non-conference Opponents

Liberty (4-3) vs. Gardner-Webb (3-5)
Tennessee (5-2) at South Carolina (3-4)
East Carolina (2-5) vs. Connecticut (3-5)
Notre Dame (2-5) vs. Miami (4-3)

TODAY'S COACHING MATCHUP

Virginia Tech.....**School**.....Pittsburgh
 Justin Fuente.....**Coach**.....Pat Narduzzi
 Murray State (1999).....**Alma Mater**.....Rhode Island (1990)
 5-2 (First Season).....**Record at School**.....13-7 (Second Season)
 31-25 (Fifth Season).....**Overall Record**.....13-7 (Second Season)
 0-0.....**Record vs. Opponent**.....1-0
 0-0.....**Record vs. Coach**.....0-0

TECH VS. PITTSBURGH

See page 11 for last meeting recap

Games Played - in the series: 15

Overall Record: 8-7

Last 10 meetings: 4-6 (below)

Series Started: 1993

Home: 5-2

Away: 3-5

Neutral: 0-0

***ACC:** 1-2

Date	Ranked VT/Opp	Location	Score
Sat., Oct 3, 2015	- / -	Blacksburg, Va. *	L, 13-17
Thu., Oct 16, 2014	- / -	Pittsburgh, Pa. *	L, 16-21
Sat., Oct 12, 2013	24 / -	Blacksburg, Va. *	W, 19-9
Sat., Sep 15, 2012	13 / -	Pittsburgh, Pa.	L, 17-35
Sat., Nov 8, 2003	5 / 25	Pittsburgh, Pa.	L, 28-31
Sat., Nov 2, 2002	3 / -	Blacksburg, Va.	L, 21-28
Sat., Nov 3, 2001	12 / -	Pittsburgh, Pa.	L, 7-38
Sat., Oct 28, 2000	2 / -	Blacksburg, Va.	W, 37-34
Sat., Oct 30, 1999	3 / -	Pittsburgh, Pa.	W, 30-17
Sat., Sep 26, 1998	21 / -	Blacksburg, Va.	W, 27-7

Total Points (Average)

Most Points Scored

Fewest Points Scored

Shutouts By

Largest Margin of Victory

Smallest Margin of Victory

Tech

406 (27)

63 (1993)

7 (2001)

-

42 (1993)

3 (2000)

Opponent

328 (22)

38 (2001)

7 (1998)

-

31 (2001)

3 (2003)

Tech's Top performances - last 10 matchups

Completions: 26, Michael Brewer (2014)

Rush Atts: 30, Kevin Jones (2003)

Receptions: 8, Andre Davis (2001)

Tackles: 17, Ben Taylor (2001)

INTs: 3, Keion Carpenter (1998)

Pass Yards: 265, Michael Brewer (2014)

Rush Yards: 245, Kevin Jones (2003)

Rec. Yards: 129, Marcus Davis (2012)

Sacks: 3 (2x), last Eric Green (2000)

BrUps: 3 (3x), last, Kyle Fuller (2013)

TODAY IN TECH FOOTBALL HISTORY

Games Played - on this date, Oct. 27: 17

Overall Record: 6-9-2

Last 10 times: 4-6

Home: 3-2

Neutral: 1-2-1

Away: 2-5-1

***ACC:** 1-0

Date	Tech Rank	Opponent	Score
Thursday, 2005	3	#13 Boston College *	W, 30-10
Saturday, 2001	5	Syracuse	L, 14-22
Saturday, 1990	-	Southern Miss	W, 20-16
Saturday, 1984	-	at Temple	W, 9-7
Saturday, 1979	-	at #1 Alabama	L, 7-31
Saturday, 1973	-	at #2 Alabama	L, 6-77
Saturday, 1962	-	at Florida State	L, 7-20
Saturday, 1956	16	vs. Virginia	W, 147
Saturday, 1951	-	NC State	L, 14-19
Saturday, 1945	-	vs. Virginia	L, 13-31

Total Points (Average)

Most Points Scored

Fewest Points Scored

Shutouts By

Largest Margin of Victory

Smallest Margin of Victory

Tech

200 (12)

54 (1928)

0 (1923)

4 (1928)

54 (1928)

2 (1984)

Opponent

293 (17)

77 (1973)

0 (1928)

4 (1923)

71 (1973)

5 (1951)

JUSTIN FUENTE

@CoachFuentes

HEAD COACH



THE FUENTE FILE

Coaching Exp.: ... 16th season, 1st at Tech
Head Coach: 5th season, 1st at Tech
Record at Memphis: 26-23
Record at Tech: 5-2
Overall Record: 31-25
Hometown: Tulsa, Oklahoma
High School: Union (1995)
College: Murray State (1999)
Playing Exp: Oklahoma (1995-96)
Murray State (1997-98)
Family: Wife – Jenny
Daughters – Cecilia, Caroline, Charlotte

COACHING HISTORY

Year	School	Position
2016	Virginia Tech	Head Coach
2012-15	Memphis	Head Coach
2009-11	TCU	Co-Offensive Coordinator/QBs
2007-08	TCU	Running Backs
2004-06	Illinois State	Offensive Coordinator/QBs
2001-03	Illinois State	Quarterbacks

BOWL GAMES/PLAYOFF COACHED (8 GAMES)

2015	Birmingham*	Memphis
2014	Miami Beach	Memphis
2011	Poinsettia	TCU
2010	Rose	TCU
2009	Fiesta	TCU
2008	Poinsettia	TCU
2007	Texas	TCU
2006	FCS Playoffs	Illinois St.

**Joined VT prior to bowl game*

PLAYING HIGHLIGHTS

- Was recruited to the University of Oklahoma by Howard Schnellenberger and played two seasons for the Sooners.
- Saw duty in 20 games at OU and led the Sooners to a 30-27 upset in win overtime against No. 25 Texas in the Red River Shootout (10/12/96) in the inaugural Big 12 contest between the two longtime rivals. Also set an OU freshman record with 11 TD passes that season.
- Transferred to Murray State, the same school that Frank Beamer coached prior accepting the Virginia Tech job in 1987.
- Set 11 schools records during his two-year career at Murray State, completing 458 of 794 passes (57.7%) for 6,372 yards with 50 touchdowns and 20 interceptions, good for a 140.8 rating. Also scored two rushing TDs and had a 15-yard reception.
- Posted a career-high 553 yards at Southern Illinois (9/11/99) and threw for 470 yards and five TDs in his final game against Kentucky Wesleyan (11/20/99), leading the Racers to a 53-0 victory.
- Named the 1999 Ohio Valley Conference Offensive Player of the Year and was a finalist for the Walter Payton Award.
- Played professionally for the Arena Football League's Oklahoma Wranglers before embarking on his coaching career.

PROMINENT QB PUPILS

Paxton Lynch (Memphis)

D1-2016 (26th overall) – Denver

Completed 555 of 856 (64.8%) of his passes for 6,807 yards with 50 TDs and 13 INTs in 2014-15.

Andy Dalton (TCU)

D2-2011 (35th overall) – Cincinnati

Two-time Pro Bowler completed 63.8 percent (408 of 639) of his passes for 5,613 yards with 50 TDs and 14 INTs at TCU (2009-10). In 77 career NFL regular season starts, entering 2016, has thrown for 18,008 yards with 124 TDs and 73 INTs, leading the Bengals to five straight playoff berths.

Casey Pachall (TCU)

Completed 66.5 percent of his throws (228 of 343) with 25 TDs and seven INTs in 2011.



THE MEMPHIS TURNAROUND

- Compiled a 19-6 record in his final two seasons at Memphis, guiding the Tigers to back-to-back bowl berths after inheriting a program that went 5-31 in three years before his arrival.
- Unanimous selection as 2014 American Athletic Conference Coach of the Year when he led Memphis to its first conference title since 1971.
- Guided Memphis to a 15-game winning streak that included a 37-24 win over No. 13 Ole Miss (10/17/15).
- The Tigers concluded a 10-3 season in 2014 with a 55-48 double-OT triumph over BYU in the Miami Beach Bowl, the first 10-win season for the Tigers since 1938.

- Memphis posted a 9-3 regular season mark in 2015, capped by a 63-0 win vs. SMU in Fuente's finale as the Tigers' head coach.
- Fuente's final game as Memphis head coach was a 63-0 win vs. SMU (11/28/15). QB Paxton Lynch tied an FBS record with seven touchdown passes in the first half of that game. Lynch threw for a school-record 28 TD passes on the 2015 season.
- Memphis outscored its opponents by an average margin of 20.7 points per game during a run of 15 consecutive wins from 2014-15, scoring 652 points (43.5 ppg), while allowing only 341 (22.7 ppg).
- Memphis scored 471 points in 2014,

shattering the old school record of 430 points set in 2004, while allowing a mere 19.5 points per game, a figure that ranked 11th among FBS squads.

- The Tigers went +11 (31 takeaways/20 giveaways) in the turnover column in 2014, finishing the campaign ranked in both the AP Top 25 and in the USA Today/Amway Coaches Polls, a first in school history.

▪ Fuente's squad led Conference USA in total defense in league games in 2012, giving up just 331.6 ypg.

- The Tigers also excelled on special teams under Fuente as Tom Hornsey won the 2013 Ray Guy Award as the nation's top collegiate punter.

YOUNGEST POWER FIVE COACHES

- Tech head coach Justin Fuente is the currently the youngest coach in the ACC by four years over NC State's Dave Doeren and the youngest by 10 years in the Coastal (UVa's Bronco Mendenhall).
- Below is where he stacks up among Power 5 coaches.

	Coach	School	Age
1.	Matt Campbell	Iowa State	36
2.	Kliff Kingsbury	Texas Tech	37
3.	D.J. Durkin	Maryland	38
4.	Barry Odom	Missouri	39
5.	Justin Fuente	Virginia Tech	40

FACING NEW FOES

- Fuente faced 32 head coaches, 27 schools and coached in 13 different states during his four season at Memphis.
- This season, he adds nine new coaches, while facing three old ones. Entering the year, he was 1-0 against Syracuse's Dino Babers (Bowling Green) and Virginia's Bronco Mendenhall (BYU). Duke's David Cutcliffe had beaten Fuente in two prior meetings. He is now 1-1 versus Babers after the loss at Syracuse (10/15).
- Fuente adds 10 new schools to the list of programs faced, but will face Duke (0-2) for a third time and East Carolina for the second time. He is now 1-1 against ECU after this year's win (9/24).
- Fuente adds three new states to those where he's coached a game adding New York (Syracuse) and Indiana (Notre Dame) this year. The season opener against Liberty marked Fuente's first game coached in the state of Virginia.

FUENTE VS. SCHOOLS

Opponent	Virginia Tech		Memphis		Overall	
	W-L	PCT	W-L	PCT	W-L	PCT
Arkansas State	---	---	1-1	.500	1-1	.500
Austin Peay	---	---	1-0	1.000	1-0	1.000
Boston College	1-0	1.000	---	---	1-0	1.000
Bowling Green	---	---	1-0	1.000	1-0	1.000
BYU	---	---	1-0	1.000	1-0	1.000
Cincinnati	---	---	2-1	.667	2-1	.667
Connecticut	---	---	1-1	.500	1-1	.500
Duke	---	---	0-2	.000	0-2	.000
East Carolina	1-0	1.000	0-1	.000	1-1	.500
Georgia Tech	---	---	---	---	---	---
Houston	---	---	0-3	.000	0-3	.000
Kansas	---	---	1-0	1.000	1-0	1.000
Liberty	1-0	1.000	---	---	1-0	1.000
Louisville	---	---	0-1	.000	0-1	.000
Marshall	---	---	0-1	.000	0-1	.000
Miami (Fla.)	1-0	1.000	---	---	1-0	1.000
Middle Tennessee	---	---	1-2	.333	1-2	.333
Missouri State	---	---	1-0	1.000	1-0	1.000
Navy	---	---	0-1	.000	0-1	.000
North Carolina	1-0	1.000	---	---	1-0	1.000
Notre Dame	---	---	---	---	---	---
Ole Miss	---	---	1-1	.500	1-1	.500
Pitt	---	---	---	---	---	---
Rice	---	---	1-0	1.000	1-0	1.000
SMU	---	---	2-2	.500	2-2	.500
Southern Miss	---	---	1-0	1.000	1-0	1.000
Syracuse	0-1	.000	---	---	0-1	.000
Temple	---	---	1-2	.333	1-2	.333
Tennessee	0-1	.000	---	---	0-1	.000
Tennessee Martin	---	---	1-1	.500	1-1	.500
Tulane	---	---	3-0	1.000	3-0	1.000
Tulsa	---	---	2-0	1.000	2-0	1.000
UAB	---	---	1-0	1.000	1-0	1.000
UCF	---	---	0-2	.000	0-2	.000
USF	---	---	3-0	1.000	3-0	1.000
UCLA	---	---	0-1	.000	0-1	.000
Virginia	---	---	---	---	---	---
Totals	5-2	.714	26-23	.531	31-25	.554

FUENTE VS. HEAD COACHES

Head Coach	School (s)	W	L	Pct.
Addazio, Steve	Boston College	1	0	1.000
Babers, Dino	Syracuse/Bowling Green*	1	1	.500
Bailiff, David	Rice*	1	0	1.000
Blankenship, Bill	Tulsa*	1	0	1.000
Beaty, Dave	Kansas*	1	0	1.000
Cannon, Kirby	Austin Peay*	1	0	1.000
Cutcliffe, David	Duke*	0	2	.000
Diaco, Bob	Connecticut*	1	0	1.000
Fedora, Larry	North Carolina	1	0	1.000
Freeze, Hugh	Ole Miss*	1	1	.500
Gil, Turner	Liberty	1	0	1.000
Harsin, Bryan	Arkansas State*	1	0	1.000
Herman, Tom	Houston*	0	1	.000
Holliday, John	Marshall*	0	1	.000
Johnson, Curtis	Tulane*	3	0	1.000
Johnson, Ellis	Southern Miss*	1	0	1.000
Johnson, Paul	Georgia Tech	0	0	---
Jones, Butch	Tennessee	0	1	.000
Jones, June	SMU*	1	2	.333
Kelly, Brian	Notre Dame	0	0	---
Levine, Tony	Houston*	0	2	.000
Malzahn, Gus	Arkansas State*	0	1	.000
McGee, Garrick	UAB*	1	0	1.000
McNeill, Ruffin	East Carolina*	0	1	.000
Mendenhall, Bronco	Virginia/BYU*	1	0	1.000
Montgomery, Philip	Tulsa*	1	0	1.000
Montgomery, Scottie	East Carolina	1	0	1.000
Mora, Him	UCLA*	0	1	.000
Morris, Chad	SMU*	1	0	1.000
Narduzzi, Pat	Pitt	0	0	---
Niumatalolo, Ken	Navy*	0	1	.000
O'Leary, George	UCF*	0	2	.000
Petrino, Bobby	Louisville*	0	1	.000
Richt, Mark	Miami	1	0	1.000
Rhule, Matt	Temple*	1	2	.333
Simpson, Jason	Tenn. Martin*	1	1	.500
Steckel, Dave	Missouri State*	1	0	1.000
Stockstill, Rick	Middle Tenn.*	1	2	.333
Taggart, Willie	USF*	3	0	1.000
Tuberville, Tommy	Cincinnati*	2	1	.667
Weist, T.J.	Connecticut*	0	1	.000
At Memphis* - Four seasons (2012-15)		26	23	.531
At Tech - First season (2016-pres.)		5	2	.714
Overall - Five seasons (2012-pres.)		31	25	.554

FUENTE IN THE STATE OF

Opponent	Virginia Tech		Memphis		Overall	
	W-L	PCT	W-L	PCT	W-L	PCT
Alabama	---	---	1-0	1.000	1-0	1.000
Arkansas	---	---	0-1	.000	0-1	.000
California	---	---	0-1	.000	0-1	.000
Connecticut	---	---	0-1	.000	0-1	.000
Florida	---	---	3-0	1.000	3-0	1.000
Indiana	---	---	---	---	---	---
Kansas	---	---	1-0	1.000	1-0	1.000
Kentucky	---	---	0-1	.000	0-1	.000
Louisiana	---	---	1-0	1.000	1-0	1.000
Mississippi	---	---	0-1	.000	0-1	.000
New York	0-1	.000	---	---	0-1	.000
North Carolina	1-0	1.000	0-2	.000	1-2	.333
Ohio	---	---	2-0	1.000	2-0	1.000
Oklahoma	---	---	1-0	1.000	1-0	1.000
Pennsylvania	---	---	1-1	.500	1-1	.500
Tennessee	0-1	.500	15-11	.577	15-12	.556
Texas	---	---	1-3	.250	1-3	.250
Virginia	4-0	1.000	---	---	4-0	1.000
West Virginia	---	---	0-1	.000	0-1	.000
Totals	5-2	.714	26-23	.531	31-25	.554

CAREER/ACTIVE STARTS CHART

	2016	Streak	Career
Chung, K.	2	-	3
Conte, A.	7	20	30
Evans, J.	7	7	7
Ford, I.	7	11	30
Gallo, E.	5	4	18
Hodges, B.	7	22	30
McLaughlin, J.	7	20	42
McMillian, T.	4	1	11
Motley, B.	-	-	6
Nijman, Y.	7	7	7
Peoples, S.	5	4	5
Pettit, C.	2	-	2
Phillips, C.	7	7	26
Rogers, S.	5	-	18
Teller, W.	5	5	23
Williams, M.	-	-	8

STARTED EVERY GAME IN 2016

Seven Hokies: Conte, Evans, Ford, Hodges, McLaughlin, Nijman, and Phillips.

LONGEST ACTIVE STREAKS

Hodges	22
Conte	20
McLaughlin	20

TIGHT END CHARTS

Top four tight ends in school history

	Rec.	TDs	Yards
Bucky Hodges (2013-)	110	18	1,379
Mike Burnop (1970-72)	90	5	1,141
Steve Johnson (1984-87)	84	8	1,058
Ken Barefoot (1965-67)	68	8	752

ACC Career TD Reception list

Name, School	Years	TDs
1. Heath Miller, UVA	2002-04	20
2. Bucky Hodges, VT	2013-	18
3. Nick O'Leary, FSU	2011-14	17
4. Jordan Leggett, CU	2013-	14
5. Three tied at		12

THE OFFENSE

Hokies' offensive production, 450+ yards in five of first seven games

▪ In seven games this season, Tech has turned in at least 450 yards of total offense in five of them - 458 vs. Liberty (9/3), 476 vs. Boston College (9/17), 462 vs. East Carolina (9/24), 468 at Syracuse (10/15) and a season-high 523 vs. Miami (10/20/16) - and has 3,045 total yards of offense.

▪ The last season Tech compiled at least 450 yards of total offense in five of the first seven games was 1993. They had 485 vs. Bowling Green (9/4), 675 at Pittsburgh (9/11), 641 vs. Maryland (9/25), 552 vs. Temple (10/16) and 505 vs. Rutgers (10/23).

▪ That was also the last squad to top 3,000 total yards through the first seven games with 3,348, while the team that set the school record for total offense for a season was the 2011 program and had 2,934 through six games.

▪ Currently, Tech is averaging 435.0 yards per game, and only three times did a team average 425.0 ypg or better - 1999 (451.8), 1993 (444.1) and 2000 (426.4) - due to the fact that there was no conference title game and bowl game stats did not count.

Tech rushes and passes its way to win over Miami

▪ The season-high 523 total yards of offense vs. Miami (10/20) included 251 yards on the ground - the ninth-best rushing attack for the Hokies in an ACC game. The last time they had more than 250 on the ground vs. an ACC team was 269 against Duke (10/13/12).

▪ Tech improved to 50-8 since joining the ACC when rushing for 150 or more net yards.

▪ The offense also had 272 passing yards, marking the 49th time in the last 30 years, and the third time this season, the team has had at least 200 yards of both rushing and passing. The Hokies are 44-5 in such games and have won 26 straight.

Tech used running game in rain for victory at UNC

▪ The Hokies rushed for 189 yards in the 34-3 win at UNC (10/8) on 66 rushing attempts. That was the third-most rushing attempts by the team in the past 30 years. The most was 72 at Pittsburgh (9/11/93) followed by 71 at Cincinnati (10/15/88) - which were both victories.

▪ Ironically, over the past 10 seasons, the most rushing attempts was 57, done twice, in wins at North Carolina (10/4/14) and vs. Virginia (11/24/12).

▪ Since 1987, the Hokies have had more than 60 rushing attempts just 15 times and are 14-1 in those games.

▪ The 66 rushes also helped Tech control the clock, holding the ball for 39:59 in the game, the third best mark over the past 30 seasons - 41:26 vs. Wake Forest (10/16/10) and 41:03 at North Carolina (10/4/14).

Hokies won three straight games by more than 30 points

▪ In a three-game stretch, the Hokies won each by more than 30 points - 49 vs. Boston College (9/17), 37 vs. East Carolina (9/24) and 31 at North Carolina (10/8).

▪ It had been more than a decade since the Hokies last did that, which was back in 2005. Tech won by 45 at both Duke (9/10/05) and Ohio (9/17/05) by identical 45-0 scores and followed that with a 51-7 win vs. Georgia Tech (9/24/05).

Hodges moving up the charts for tight ends

▪ TE Bucky Hodges has 110 career receptions, 1,379 receiving yards and 18 TDs (all are school records for TEs - see chart on left). This season, he passed Tech Hall of Famer and color analyst for Tech's radio broadcast Mike Burnop for the top spot in receptions and yards, while reaching the TD mark early last season.

▪ For career numbers in the conference, Hodges currently sits in the number two slot for touchdowns (*chart left*) and has started moving up the top 10 in receptions and yards.

▪ He is currently seventh on the receptions list, with UNC's Eric Ebron, 112 (2011-13) and FSU's Nick O'Leary, 114 (2011-14) within reach this Thursday.

▪ He is currently eighth on the receiving yards list, with NC State's Jimmy Grissett over 100 yards ahead for the next spot (1,504 from 1993-96).

2016 Starters Game By Game

Opponent	QB	RB	RB	WR	WR	TE	LT	LG	C	RG	RT
Liberty	Evans	Rogers	Peoples	Ford	Phillips	Hodges	Nijman	Pettit	Gallo	Conte	McLaughlin
Tennessee	Evans	Rogers	McMillian	Ford	Phillips	Hodges	Nijman	Pettit	Chung	Conte	McLaughlin
B. College	Evans	Rogers	McMillian	Ford	Phillips	Hodges	Nijman	Teller	Chung	Conte	McLaughlin
E. Carolina	Evans	Peoples	McMillian	Ford	Phillips	Hodges	Nijman	Teller	Gallo	Conte	McLaughlin
N. Carolina	Evans	Rogers	Peoples	Ford	Phillips	Hodges	Nijman	Teller	Gallo	Conte	McLaughlin
Syracuse	Evans	Rogers	Peoples	Ford	Phillips	Hodges	Nijman	Teller	Gallo	Conte	McLaughlin
Miami	Evans	McMillian	Peoples	Ford	Phillips	Hodges	Nijman	Teller	Gallo	Conte	McLaughlin
Pitt											
Duke											
G. Tech											
Notre Dame											
Virginia											

Tech Career TD Receptions list

Name	Years	TDs
1. Isaiah Ford	2014-	22
Antonio Freeman	1991-94	22
3. Bucky Hodges	2014-	18
Jarrett Boykin	2008-11	18
Ricky Scales	1972-74	18
Andre Davis	1998-01	18
7. Josh Morgan	2004-07	16
8. Sidney Snell	1978-80	15

Tech Career Receiving yards list

Name	Years	Yards
1. Jarrett Boykin	2008-11	2,884
2. Danny Coale	2008-11	2,658
3. Isaiah Ford	2014-	2,378
4. Ricky Scales	1972-74	2,272
5. Antonio Freeman	1991-94	2,200
....		
11. Myron Richardson	1986-89	1,541
12. Cam Phillips	2014-	1,485
13. Bryan Still	1992-95	1,458
14. Mike Giacalone	1979-82	1,384
15. Bucky Hodges	2014-	1,378
16. David Clowney	2003-06	1,373

Tech Career Receptions list

Name	Years	Rec.
1. Jarrett Boykin	2008-11	184
2. Isaiah Ford	2014-	167
3. Danny Coale	2008-11	165
4. Ernest Wilford	2000-03	126
5. Josh Morgan	2004-07	122
6. Antonio Freeman	1991-94	120
7. Eddie Royal	2004-07	119
8. Cam Phillips	2014-	116
9. Ricky Scales	1972-74	113
10. Bucky Hodges	2014-	110
11. Marcus Davis	2009-12	105
12. Andre Davis	1998-01	103
Mike Giacalone	1979-82	103

Ford sets season records, school records, knocking on career's door

WR Isaiah Ford did a lot at Tech through his first two seasons. Just a sample, Ford became the fastest player at Tech to reach 10 career TD receptions (19 games), fastest player to 1,000 career receiving yards (17 games) and fastest player to 100 career receptions (22 games).

After setting single-season records last year in receptions (75), yards (1,164) and TDs (11), Ford is quickly climbing the charts on those three career charts (see left).

Ford had caught at least TWO passes in every game of his career (30), which was a school record previously held by Danny Coale (22, from 10/16/10 to 1/3/12). The record for catching at least one pass was held by Ernest Wilford (8/25/02 to 12/26/03) at 27 straight games, before Ford broke that record as well.

However, his streak ended when he was held without a catch at UNC (10/8), the first time in his career.

Ford also holds school records for consecutive games with a receiving touchdown (5) and consecutive 100-yard receiving games.

Phillips, Hodges gives Hokies three career 1,000-yard receivers

WR Cam Phillips and TE Bucky Hodges are also climbing in Tech's history books.

Before last year, no Hokie had ever caught more than 70 career passes before his junior season and only three had ever gone over 1,000 career receiving yards. However, Ford, Phillips and Hodges all eclipsed those milestones during the 2015 season.

The 2016 season marked the first time in school history that three players entered the year with more than 1,000 career receiving

TOP 21 CONSECUTIVE SCORING TEAMS

Virginia Tech has scored in **276** straight games dating back to the 1995 season.

That is now the 10th-longest streak ever in the history of the NCAA by an FBS school & the sixth-longest active streak.

School	Years	Games
1. Michigan	1984-14	365
2. BYU	1975-03	361
3. Florida	1988-	354
4. TCU	1992-	300
5. Air Force	1992-	292
6. Texas	1980-04	282
7. Washington State	1984-08	280
8. Tennessee	1994-	279
9. Ohio State [^]	1993-	278
10. Virginia Tech	1995-	276
11. Washington	1981-04	271
12. Georgia	1995-	269
13. Oregon	1985-07	267
14. Nebraska	1996-	265
15. Boise State	1997-	245
16. Georgia Tech	1997-	244
17. Colorado	1988-08	242
18. Texas Tech	1997-	240
19. Oklahoma	1998-	234
20. Kansas State	1996-15	234
21. UCLA	1971-92	233
Nebraska	1974-91	233

Bold = active streak

[^] = 13 games vacated by NCAA

TEAM RESULTS FOR QBS SINCE 1987

Over the past 30 seasons, the Hokies have seen 20 men start a game at quarterback.

Below are their results, ranked by wins.

Name	Years	Record	Pct.
Taylor, Tyrod	2007-10	34-8	.810
Randall, Bryan	2002-04	26-12	.684
Thomas, Logan	2011-13	26-14	.650
Vick, Michael	1999-00	21-1	.955
Druckenmiller, Jim	1995-96	20-4	.833
DeShazo, Maurice	1992-94	19-14-1	.586
Glennon, Sean	2006-08	18-8	.692
Furrer, Will	1988-91	16-18-1	.486
Clark, Al	1997-98	12-7	.632
Vick, Marcus	2005	11-2	.846
Noel, Grant	2001-02	10-4	.714
Brewer, Michael	2014-15	11-9	.550
Evans, Jerod	2016-	5-2	.714
Sorensen, Nick	1997-98	3-1	.750
Motley, Brenden	2015-	3-3	.500
Young, Cam	1988-89	3-3	.500
Meyer, Dave	1998-00	2-1	.667
Chapman, Erik	1987	2-9	.182
Wooten, Rodd	1989, 91	1-2	.333
Koel, Treg	1992	0-1	.000
Totals		243-123-2	.663

yards. During the 2007 season a total of four Hokies ended the year with 1,000-plus yards, the only other time Tech had three-plus 1,000-yard receivers on the same field.

Seven Hokies register their first career reception this season

Coming into the season, not one other WR on Tech's roster - other than Phillips and Ford - had a reception to his name, or even played in a game.

WRs C.J. Carroll, Henri Murphy and Devin Wilson each notched their first collegiate catches in the game against Liberty, with Carroll getting two. RB Shai McKenzie also had his first two career pass catches in the opener for 11 yards.

Since the opener, WRs Jaylen Bradshaw and Divine Deablo, RB Steven Peoples and TE Chris Cunningham have each notched their first career receptions as well.

Offensive line brought back quartet with experience

Not since the Hokies returned 93 starts on the offensive line for the start of the 2011 season has Tech seen so much experience coming back up front.

Led by RT Jonathan McLaughlin, who had 35 career starts entering the season, the Hokies returned 90 career starts, just one of 19 teams in the NCAA with that many. Only North Carolina (131) had more career starts on the OL than the Hokies among ACC teams.

McLaughlin had started in every game he has played, while offensive lineman Augie Conte returned with 23 career starts. Offensive linemen Wyatt Teller (18), Eric Gallo (13) and Kyle Chung (1) also all owned starting experience for Tech.

In 2011, Blake DeChristopher (37), Jaymes Brooks (28), Greg Nosal (14) and Andrew Lanier (14), along with Andrew Miller, helped the Hokies to register 186.9 yards rushing per game, 226.1 yards passing per game and allowed just 17 sacks during an 11-3 season.

Last week, the Foundation for Teamwork announced its midseason Joe Moore Award Honor Roll, which identifies notable performances by offensive line units in games played through October 8 and the Hokies' line was one of 17 recognized.

CAREER/ACTIVE STARTS CHART

	2016	Streak	Career
Alexander, A.	-	-	8
Baron, W.	7	7	15
Clark, C.	7	30	33
Edmunds, Te.	7	7	15
Edmunds, Tr.	7	8	9
Ekanem, K.	6	-	32
Facyson, B.	7	7	29
Greene, D.	-	-	1
Hill, T.	1	1	1
Huelskamp, S.	-	-	2
Mihota, V.	7	7	8
Motuapuaka, A.	7	16	22
Reynolds, M.	7	7	9
Shegog, A.	-	-	5
Stroman, G.	7	8	13
Walker, V.	1	1	1
Williams, N.	6	-	16

STARTED EVERY GAME IN 2016

Eleven Hokies: Baron, Clark, Te. Edmunds, Tr. Edmunds, Facyson, Mihota, Motuapuaka, Reynolds, Stroman,.

LONGEST ACTIVE STREAKS

Clark	30
Motuapuaka	16

DEFENSIVE SCORES

1987 - PRESENT

- 88 Total TDs scored by the defense
- 58 pass interceptions
 - last Andrew Motuapuaka (18 yds) vs. Furman (9/12/15)
- 28 fumble returns
 - last Chuck Clark (20 yds) at Purdue (9/19/15)
- 2 fumble recoveries
 - last Carl Bradley (in End Zone) at Rutgers (8/30/97)
- 11 Total safeties registered by the defense
- last vs. East Carolina (9/24/16)**

THE DEFENSE

The Return of #Sacksburg - they pile up against Miami and in Lane

- For the first time in three years and for just the ninth time in the past 30 seasons, the Tech defense produced at least 8.0 sacks in a game in the win over Miami (10/20).
- It was also just the third time in an ACC contest they had 8.0 sacks in a game, with the other two times vs. Pittsburgh (10/12/13) and vs. Duke (9/16/06).
- Ironically, the most sacks the team has notched in a single game over the last 30 seasons was at Pittsburgh (10/30/99), Tech's last win (30-17) in the Steel City.
- Adding that effort to a 6.0-sack effort against East Carolina (9/24), Tech has recorded 15.0 of its 20.0 sacks this season in Lane Stadium.

Two Hokies get first starts, Baron steps up for injured starters

- For the first time this year in the Miami win (10/20), the Hokies needed to use a different starting 11 due to injuries to DE Ken Ekanem and DT Nigel Williams. RDE Trevon Hill and NT Ricky Walker notched their first career starts for Tech while NT Woody Baron moved over to the DT position for the first time this season and all turned in career performances.
- Hill had five tackles including 1.5 sacks and Walker added three tackles and a half sack.
- It was the senior Baron, though, that turned a historic performance up front, tying for the most tackles-for-loss (4.5) for a single Hokie player in a single game in the last 30 years with Barry Booker at Virginia (11/24/07).
- He set a career high with six total tackles, while his 24 TFL yards was the sixth most for a player in a single game in the same span.

Defense stingy in first two ACC games

- In Tech's first two ACC games this season, the Hokies' defense turned in four straight halves in ACC play where its opponents had not reached 100 yards of total offense. Against Boston College (9/17), they held the Eagles to 92 yards in the first half and 32 in the second. At UNC (10/8), the Tar Heels had 80 yards in the first half and 51 in the second.
- Tech also picked off two passes and recovered two fumbles in its win at UNC (10/8), and had one of each in the win vs. Boston College (9/17).
- The Hokies had allowed just three points in its first two ACC games and had not allowed a first-half touchdown in ACC play in three straight games.

Hokies pitch shutout against Boston College

- For the first time since the Hokies' game against Bowling Green (9/22/12), Bud Foster's defense shut out an opponent, when Tech registered the 49-0 victory against Boston College (9/17) in the team's ACC opener at Lane Stadium.
- The shutout, the 31st for Tech in the Foster era, also marked the first blanking of an ACC opponent since the team's 38-0 win at Virginia (11/26/11) and the first home shutout win over an ACC team since a 17-0 win over Virginia (11/25/06).
- The defense helped Tech register a 49-point win, which was the largest by the Hokies in an ACC game since a 45-point win at Duke (45-0, 9/10/05) and a 44-point win at home vs. Georgia Tech (51-7, 9/24/05). It tied the largest ever win in an ACC game at 49 points in the Hokies' 55-6 win over Maryland (11/18/04).

Defense features plenty of experience on the first team

- Led by DE Ken Ekanem (entering season with 26 consecutive starts) and S Chuck Clark (23 straight starts), the defense had a combined 15 Hokies returning that had 142 combined starts under their belts and included 126 for the players listed at first string.
- The Hokies had a total of five players with at least 10-plus starts on the field to start the Liberty game, which included cornerback Brandon Facyson (now 23), linebacker Andrew Motuapuaka (16) and tackle Nigel Williams (11).
- Tech started the same 11 men through the first six games until the Miami game (10/20).

2016 Starters Game By Game

Opponent	RDE	NT	DT	LDE	WHIP	MLB	LOLB	RCB	FR	ROV	LCB
Liberty	Ekanem	Baron	Williams	Mihota	Reynolds	Motuapuaka	Tr. Edmunds	Stroman	Clark	Te. Edmunds	Facyson
Tennessee	Ekanem	Baron	Williams	Mihota	Reynolds	Motuapuaka	Tr. Edmunds	Stroman	Clark	Te. Edmunds	Facyson
B. College	Ekanem	Baron	Williams	Mihota	Reynolds	Motuapuaka	Tr. Edmunds	Stroman	Clark	Te. Edmunds	Facyson
E. Carolina	Ekanem	Baron	Williams	Mihota	Reynolds	Motuapuaka	Tr. Edmunds	Stroman	Clark	Te. Edmunds	Facyson
N. Carolina	Ekanem	Baron	Williams	Mihota	Reynolds	Motuapuaka	Tr. Edmunds	Stroman	Clark	Te. Edmunds	Facyson
Syracuse	Ekanem	Baron	Williams	Mihota	Reynolds	Motuapuaka	Tr. Edmunds	Stroman	Clark	Te. Edmunds	Facyson
Miami	Hill	Walker	Baron	Mihota	Reynolds	Motuapuaka	Tr. Edmunds	Stroman	Clark	Te. Edmunds	Facyson
Pitt											
Duke											
G. Tech											
Notre Dame											
Virginia											

Stroman back to defense full time, picks off two in opener

- During the 2014 Military Bowl, DB Greg Stroman worked for the first time on the offensive side of the ball, rushing twice for four yards and catching one pass for six.
- Last season, he was used occasionally on offense and actually started one game - NC State (10/9/15) - as a wide receiver. He rushed seven times last year for 12 yards.
- For the 2016 campaign, Stroman is now solely a DB, making a start in the season opener and doubled his output for career INTs as he entered the game with two picks.
- He became the first Hokie since Brandon Facyson at East Carolina (9/14/13) to pick off two passes in the game with his effort in the season opener.

Stroman and Alexander are individual streak stoppers

- Stroman has a total of three INTs this season, five in his career, getting the third at UNC (10/8) while also ending UNC's Mitch Trubisky's streak of 243 straight pass attempts without a pick and UNC's interception streak for the season, which reached 185 pass attempts.
- DB Adonis Alexander, who had four INTs last year as a freshman and has one this year - a second quarter pick against Boston College (9/18) - sealed Tech's win over NC State last season (10/9/15) by ending Wolfpack quarterback Jacoby Brissett's streak of 241 straight passes without an interception with a pick in the fourth quarter.

Clark and Edmunds are tackling machines

- For the first time since the Hokies joined the ACC, a DB reached the century mark for total tackles. In 2015, S Chuck Clark recorded 107, highlighted by his 16 straight games with at least five and his four games a year ago with at least 10 (five for his career).
- In the last 33 games, Clark has notched at least five tackles 25 times, at least seven 19 times and has six games with at least 10, including a season-high 11 against ECU (9/24).
- LB Tremaine Edmunds has notched five straight games with at least seven tackles and has led the team in the last two contests - at Syracuse (10/15) with 16, and vs. Miami (10/20) with 10. He also leads the Hokies with 11.0 TFLs.
- In fact, his 16.0 tackles against the Orange is tied for the second-most ever in an ACC game behind Jack Tyler (9/3/12) and Chase Williams (9/20/14), who ironically each had 17 against Georgia Tech in Lane Stadium.

Motuapuaka and Stroman are in rare company

- LB Andrew Motuapuaka and CB Greg Stroman have each scored three TDs in their Tech careers either on defense or special teams. Below is where they rank since 1987.

- | | |
|-----------------------------|-----------------------|
| 1. DeAngelo Hall | 7 (5 PR/1 FR/ 1 INT) |
| 2. Macho Harris | 5 (4 INT/1 KOR) |
| 3. André Davis | 4 (4 PR) |
| 4. Andrew Motuapuaka | 3 (1 INT/2 FR) |
| Greg Stroman | 3 (1 FR/2 PR) |
| Xavier Adibi | 3 (2 INT/1 FR) |
| Ike Charlton | 3 (2 INT/1 FR) |
| Ricky Hall | 3 (1 PR/1 BPR/1 RBP) |
| Jason Lallis | 3 (2 FR/1 INT) |
| Eddie Royal | 3 (3 PR) |



LUNCH PAIL D



The famed Virginia Tech Lunch Pail has come to symbolize the blue-collar approach of the Hokies' defense under longtime defensive coordinator Bud Foster.



In 1995, Foster served as co-defensive coordinator with Rod Sharpless, whose mother-in-law found the original Lunch Pail in Mercerville, New Jersey. The pail once belonged to a coal miner and after a record-setting defensive season, the Lunch Pail became an iconic part of Hokies' lore.



The Pail travels wherever the Hokies go and its care is only entrusted to a defensive leader.



Before the start of every season, a signed mission statement from the defense is placed in The Pail. Then every week, unit goals, team goals and keys to success are placed in The Pail, plus the turf from any road victories.



Since 2007, The Pail has also contained the names of the 32 fallen Hokies taken in the April 16 tragedy.



Corey Moore - whose jersey No. 56 is retired by Tech - is the only player who has ever earned lifetime possession of an incarnation of The Pail from Foster.

LONGEST TENURED FBS ASSISTANTS

ACTIVE and CONTINUOUS

Only nine assistant coaches in the country have been at their schools since 1996, and Virginia Tech has two of them.

1. 1983 Gary Campbell - Oregon RB
2. 1987 ***Bud Foster - Virginia Tech Assoc. HC, DC**
3. 1993 Jerry Brown - Northwestern Asst. HC, DB
 - 1993 Don Pellum - Oregon LB
5. 1994 Odell Haggins - Florida State Assoc. HC, DT
 - 1994 Mo Latimore - Kansas State DL
7. 1996 **Charley Wiles - Virginia Tech DL**
 - 1996 Andy Hill - Missouri Assoc. HC, WR
 - 1996 Dale Pehrson - Navy DC, DL

* - Tech's Foster, who became the Hokies' defensive coordinator in 1995, is also the nation's longest-tenured DC. Ohio State's Luke Fickell is the second-longest, taking over the Buckeyes' DC duties in 2005.

courtesy of CoachingSearch.com's Chris Vannini

TECH AMONG FBS LEADERS

1996 - PRESENT

Rank	Category	No.
1st	Sacks	769.0
1st	Sack Yards	-5,304
1st	Interceptions	353
1st	INT Pct.	4.5
1st	INT Return TDs	44
1st	Third-Down Pct.	31.4
1st	Completion Pct.	50.4
2nd	Passer Rating	105.9
2nd	TD/INT Ratio	0.76
2nd	Total Defense	303.0 ypg
2nd	Pass Defense	188.1 ypg
3rd	Takeaways	566
6th	Rush Defense	115.0 ypg

THE LUNCH PAIL D

BY THE NUMBERS UNDER FOSTER

- 92-1 when holding foes to 10 points or fewer
- 67 defensive TDs
- 48 different Hokies have scored defensive TDs
- 40 players selected in NFL Draft
- 41 games with three or more INTs
- 31 shutouts
- 9 players drafted in first or second rounds
- 3 players earned Super Bowl rings - LB Cornell Brown, S Pierson Prioleau, S Kam Chancellor
- 3 Pro Bowlers - S Kam Chancellor, CB Brandon Flowers, CB DeAngelo Hall

CAREER/ACTIVE STARTS CHART

	2016	Streak	Career
Ludwig (P)	7	7	7
Slye, J. (PK/KO)	7	33	33
Taylor, C. (LS)	7	9	9

STARTED EVERY GAME IN 2016

Three Hokies: Ludwig, Slye, Taylor.

LONGEST ACTIVE STREAKS

Slye 33

SPECIAL TEAM SCORES

1987 - PRESENT

- 56 Total TDs scored by special teams
 - 21 punt returns
 - last Greg Stroman (87 yds) vs. East Carolina (9/24/16)
 - 20 blocked punts
 - last Anthony Shegog (19 yds) at Purdue (9/19/15)
 - 9 kickoff returns
 - last Demetri Knowles (93 yds) at North Carolina (10/6/12)
 - 4 blocked field goals
 - last D.J. Parker (78 yds) vs. Georgia Tech (9/24/05)
 - 1 fumble recovery
 - last Tee Butler (in End Zone) vs. Syracuse (10/16/99)
 - 1 fumble return
 - last Andrew Motuapuaka (on KO) vs. Western Michigan (9/27/14)
- 11 Total safeties resulted on special teams
 - last vs. Liberty (9/3/16)

BLOCK PARTY

- Over the past 30 seasons, Tech special teams have blocked 68 punts, 43 field goal attempts and 28 point-after attempts for a total of 139 in 367 games - approx. 1 every 2.64 games.
- In Tech's win vs. East Carolina (9/24), the Hokies blocked both a FGA and a punt, which had last happened vs. Marshall (9/21/13).
- Credited with the block on the FGA was DT Tim Settle, while WR Cam Phillips was the player who blocked the punt. Phillips, along with Reggie Floyd, also stopped a fake punt attempt with a sack.
- Lastly, it was only the second time in the last 30 years that Tech blocked two kicks and returned a punt for a TD, which also happened in that Marshall game.

SPECIAL TEAMS

Beamer's retired No. 25 makes a return to the field

- Head coach Justin Fuente and the Hokies will pay homage to Frank Beamer and Virginia Tech's legacy of excellence on special teams this season by selecting a special teams player of the week who will wear No. 25.
- With Coach Beamer's blessing, his retired No. 25 will be worn by a player who exemplifies the role special teams played during Virginia Tech's rise to national prominence.
- "I'm so very humbled by this thoughtful gesture by Coach Fuente," Beamer said. "I'm grateful that he reached out for my blessing to use the number 25 in this way."
- "I'm really honored that a member of the special teams will get to wear my old number every week. Of course, it's not just a recognition of me, it's about all those coaches and kids who made special teams part of our identity at Virginia Tech."

"25" Game By Game

Opponent	Honoree
Liberty	FB Steven Peoples
Tennessee	LB Sean Huelskamp
B. College	DT Tim Settle
E. Carolina	DB Greg Stroman
N. Carolina	WR Cam Phillips
Syracuse	K Joey Slye
Miami	WHIP Anthony Shegog
Pitt	
Duke	
G. Tech	
Notre Dame	
Virginia	

Stroman takes punt to the house in win over ECU, joins Motuapuaka

- Greg Stroman's 87-yard punt return for a TD vs. East Carolina (9/24) was tied for the third-longest in school history and was the second longest in Lane Stadium. It was his second career punt return for a TD and his third career defensive or special teams TD. He is now one of 10 Hokies (since 1987) to have three or more defensive or special teams TDs in a Tech career (see chart last page).

Stroman 1 of 2 players nationally with 175+ punt, 350+ kickoff return yards

- Greg Stroman has 183 punt return yards and 365 kick return yards, making him just one of two players in the country with over 175 punt return yards and 350 kickoff return yards.
- Joining him on that list is Iowa's Desmond King (184 punt; 371 kick), however Stroman does have a TD return, which King does not.

Stroman climbing charts for punt returners

- Stroman is already fourth all-time in the school's record book for career punt returns with 85 and his 673 return yards rank him eighth.
- In Tech's history, only two men have ever returned more than 100 punts, John Ludlow (136, 1979-82) and Eddie Royal (111, 2004-07), while Royal is the only man to go over 900 yards in punt return - finishing his career with 1,296 punt return yards.

Slye moving up all-time lists in field goals made and scoring

- Last season, Tech kicker Joey Slye was 23 of 30 on field goal attempts, and in his career is now 53 of 72. His 23 makes in 2015 tied the school record set by Dustin Keys in 2008. The junior is 15 shy of Shayne Graham's school record of 68, and currently ranks third.
- On Tech's all-time scoring list, Slye is fifth with 262 points and fourth among kickers.
- In the Hokies' win over Miami (11/20), Slye connected on three field goal attempts, marking the 17th time in his career and third time this season he's made at least two.
- It was the eighth time in his career and first time this season he's made three in a game.

Tech Career FG Leaders

Name	Years	FGs
1. Shayne Graham	1996-99	68
2. Brandon Pace	2003-06	58
3. Joey Slye	2014-	53
4. Chris Kinzer	1985-88	47

Tech Career Scoring Leaders

Name, pos.	Years	Pts
1. Shayne Graham, K	1996-99	371
....		
4. Carter Warley, K	2000-03	307
5. Joey Slye, K	2014-	262

Slye almost automatic inside 40 yards

- In his career, Joey Slye is 35 of 38 (92.1 percent) from inside 40 yards and has made 18 straight dating back to his only miss from that distance last year - a 37-yard attempt at East Carolina (9/26/15). Ironically, his only other misses from inside 40 were two blocked kicks during his freshman year. He is a perfect 16 for 16 in his career from inside of 30.
- Of note, Slye's career long is 49 yards, and so has never made a kick over 50 (missed all eight attempts). Inside of 50 yards, Slye is 53 of 64 (82.8 percent) from inside 50.

Ludwig takes over punting duties

- Mitchell Ludwig replaced school record holder A.J. Hughes, who was the starting punter for Tech for four seasons and set career records at the school, and finished second in the ACC in punts (310) and yards punting (12,962). His career average was 41.8 per punt.
- Through seven games, he's held his own, with a 40.4 average on 35 attempts, but just had his best game of the year in the win over Miami (11/20).
- His 61-yard punt was the longest punt for a Hokie since Hughes connected on a 64-yarder vs. Maryland (11/16/13) and he finished with a season-best 47.6 yards per punt on five punts, four of which were inside the 20.



PITTSBURGH

VIRGINIA TECH

17

13

LAST MEETING

LANE STADIUM • BLACKSBURG, VA. • OCTOBER 3, 2015 • ATTENDANCE: 49,120

BLACKSBURG – Pittsburgh rushed for 166 yards and its defense held the Hokies in check for much of the game, enabling the Panthers to knock off Virginia Tech 17-13 in the ACC opener for both schools.

The win marked just Pittsburgh's second in Blacksburg – the other one came in 2002 – and sent the Hokies to their second straight loss. Pittsburgh is now 3-1 overall, 1-0 in the ACC. Tech is 2-3, 0-1.

Tech cut a 17-10 lead to 17-13 on a 48-yard field goal by Joey Slye with 13:20, but the Hokies couldn't get any closer. Their next three drives ended in an interception, a punt and an interception.

Tech finished with only 100 yards of total offense, including just nine rushing. Brenden Motley was sacked seven times, and he completed 9 of 20 for 91 yards, with a touchdown and three interceptions.

Off to a slow start, the Hokies finally put together a good drive spanning the first and second quarters. A 12-play, 83-yard drive that took more than six minutes ended when Motley hit Cam Phillips for an 11-yard touchdown play. The big play on the drive, though came two plays earlier when, on third-and-17 from the Pittsburgh 40, Motley completed a 28-yard pass to tight end Bucky Hodges for a first down. Slye's extra point following the touchdown cut the Pittsburgh lead to 10-7 with 11:38 left in the half.

Pittsburgh wasted little time in getting going in the second half. Ollison rumbled 43 yards on the Panthers' first play from scrimmage, giving Pittsburgh a first down at the Tech 25. On the next play, he scored, and Blewitt's extra point gave the Panthers a 17-7 lead.

Tech sliced into that lead midway through the third quarter. Andrew Motuapuaka forced Ollison to fumble, and the Hokies' Terrell Edmunds recovered and returned it to the Pittsburgh 23. The drive stalled, but the Hokies got a 43-yard field goal from Joey Slye to cut the lead to 17-10 with 6:03 left in the third quarter.

That turned out to be their last score. On the final eight plays from scrimmage, Tech's offense turned the ball over twice and gave up three sacks.

GAME NOTES

- Tech had its lowest offensive output of 100 yards since Frank Beamer's first game vs. Clemson in 1987.
- Joey Slye made a season-long 48 yard field goal.
- Virginia Tech blocked its 136th kick and 41st field goal under Beamer.
- The Hokies have forced a turnover so far in every game in 2015

SCORING

	1	2	3	4		F
Pittsburgh	10	0	7	0	-	17
Virginia Tech	0	7	3	3	-	13

PITT (09:12 - 1st) - Blewitt 45 FG

PITT (3:15 - 1st) - Holtz 23 pass from Peterman (Blewitt kick)

VT (11:38 - 2nd) - Phillips 11 pass from Motley (Slye kick)

PITT (14:15 - 3rd) - Ollison 25 run (Plowman kick)

VT (06:03 - 3rd) - Slye 43 FG

VT (13:20 - 4th) - Slye 48 FG

TEAM STATS

	VT	SYR
First downs	12	15
Rushing yds.	33-9	46-166
Passing yds.	91	110
Return yds.	18	39
Passes	9-20-3	9-15-0
Punts-avg.	5-45.2	6-38.8
Fumbles-lost	4-1	1-0
Penalties-yds.	8-60	5-40
Time of poss.	34:00	26:00

INDIVIDUAL STATS

Rushing — VT: Motley 17-(-14), McMillian 6-14, Coleman 5-3, Edmunds 2-5, Rogers 2-2; TEAM 1-(-1); PITT: Ollison 19-125, Voytik 5-37, James 5-6, Peterman 15-4, TEAM 2-(-3).

Passing — VT: Motley 9-20-3 91; PITT: Peterman 9-15-0 115.

Receiving — VT: Phillips 3-20, Hodges 2-42, Ford 2-21 Rogers 1-2, McMillian 1-6; PITT: Boyd 5-48, Orndoff 2-34, Holtz 1-23, Ford 1-5.

FOOTBALL HISTORY

All-Time Tech Record (1892-present; 123 seasons)

Overall	724*-459-46
Conference	236-166-21
In Blacksburg	374-111-13
Behind Lane Hall (1892)	1-0-0
Sheib Field (1894-1901)	13-1-0
Gibboney Field (1902-08)	19-2-0
Miles Field (1909-25)	60-3-3
Miles Stadium (1926-64)	67-25-4
Lane Stadium (1965-; 52nd season)	214-80-6

On the road	198-217-14
Neutral sites	151-131-19
Televised games	204-100
Overtime games	6-6
When ranked	154-53-1
Opponent ranked	52-87-1
Both teams ranked	34-25
VT ranked higher	22-11
Opponent ranked higher	12-14

* - includes forfeit by Temple during 1986 season

	Tech	Opponent
Total points scored (Ave.)	25,192 (21)	17,550 (14)
Most Points Scored	99 (1919)	77 (1973)
Fewest Points Scored	0 (1995)	0 (2016)
Shutouts By (last)	247 (2016)	144 (1995)
Largest Margin of Victory	99 (1919)	71 (1973)
Smallest Margin of Victory	1 (2014)	1 (2004)

LARGEST COMEBACKS

1987 - PRESENT

Biggest Second-Half Comeback Victories:

15 points Virginia (1995)
trailed 29-14 after 3rd won 36-29

14 points North Carolina (2008)
trailed 17-3 in 3rd won 20-17

11 points Louisville (2004)
trailed 24-13 in 4th won 35-24

Biggest Total Comeback Victory:

20 points Duke (2012)
trailed 20-0 in 1st won 41-20

TECH IN OVERTIME (6-6)

Date	Opponent	Tech	Opp	Result	In
9/19/98	at Miami	27	20	W	OT
11/9/02	at Syracuse	42	50	L	3OT
11/15/03	at Temple	24	23	W	OT
1/3/12	vs. Michigan	20	23	L	OT
9/3/12	Georgia Tech	20	17	W	OT
11/17/12	at Boston College	30	23	W	OT
12/28/12	vs. Rutgers	13	10	W	OT
9/21/13	Marshall	29	21	W	3OT
11/16/13	Maryland	24	27	L	OT
11/22/14	at Wake Forest	3	6	L	2OT
10/24/15	Duke	43	45	L	4OT
11/21/15	North Carolina	27	30	L	OT

#HARD SMART TOUGH

2016 HONORS LIST

DT Woody Baron

ACC Defensive Line Player of the Week, ACC (10/24)

S Chuck Clark

Bednarik Award Preseason Watch List

ACC Preseason Third Team Defense, Athlon Sports

Reese's Senior Bowl Watch List

LB Tremaine Edmunds

ACC Defensive Linebacker Player of the Week, ACC (10/24)

ROV Terrell Edmunds

ACC Defensive Back Player of the Week, ACC (10/24)

DE Ken Ekanem

ACC Defensive Line Player of the Week, ACC (9/26)

Nagurski Trophy Preseason Watch List

ACC Preseason Second Team Defense, Athlon Sports

Reese's Senior Bowl Watch List

QB Jerod Evans

Manning Award Star of the Week, sponsored by Allstate Sugar Bowl (10/24)

Davey O'Brien "Great 8" Quarterback of the Week (10/24)

Maxwell Award Watch List addition (10/19)

Manning Award Watch List addition, sponsored by Allstate Sugar Bowl (10/12)

Manning Award Star of the Week, sponsored by Allstate Sugar Bowl (9/29)

Earl Campbell Tyler Rose Award, Player of the Week Honorable Mention (9/27)

Earl Campbell Tyler Rose Award, Player of the Week Honorable Mention (9/20)

CB Brandon Facyson

ACC Preseason Fourth Team Defense, Athlon Sports

WR Isaiah Ford

ACC Player of the Week at WR, Pro Football Focus (9/7)

Herbie Nominee: Best Kept Secret

All-ACC Preseason Football Team

Biletnikoff Award Preseason Watch List

Maxwell Award Preseason Watch List

Preseason All-America Second Team, Athlon Sports

ACC Preseason First Team Offense, Athlon Sports

Coach Bud Foster

Linebackers Coach of the Week, CoachingSearch.com (10/16)

Defensive Coordinator of the Week, Athlon Sports (10/9)

Coach Justin Fuente

ESPN Midseason Coach of the Year via Mark Schlabach (10/19)

CampusInsiders Midseason Coach of the Year via Jonathan Bass (10/21)

C Eric Gallo

Rimington Trophy Preseason Watch List

TE Bucky Hodges

Mackey Award Midseason Watch List

Mackey Award Preseason Watch List

ACC Preseason Second Team Offense, Athlon Sports

OL Jonathan McLaughlin

ACC Preseason Fourth Team Offense, Athlon Sports

RB Travon McMillian

Maxwell Award Preseason Watch List

ACC Preseason Third Team Offense, Athlon Sports

LB Andrew Motuapuaka

Team of the Week honoree, Pro Football Focus (10/11)

Tech Offensive Line

Joe Moore Midseason Honor Roll (10/12)

FB Sam Rogers

Dante Hall Award Watch List

Herbie Nominee: Unsung Hero

Preseason FBS Second Team All-American, Football Gameplan

Wuerffel Trophy Preseason Watch List

Reese's Senior Bowl Watch List

Coach James Shibest

Special Teams Coordinator of the Week, CoachingSearch.com (9/25)

K Joey Slye

Groza Award Preseason Watch List

DB Greg Stroman

ESPN.com's midseason All-ACC team, via Andrea Adelson (10/19)

ACC Player of the Week at DB, Pro Football Focus (9/7)

OL Wyatt Teller

Outland Trophy Preseason Watch List

ACC Preseason Third Team Offense, Athlon Sports

Italics = preseason honor

VIRGINIA-PITTSBURGH CONNECTIONS

There are currently two players on Tech's roster who call the Steel City area home - Shai McKenzie and Devin Wilson. McKenzie is from Washington, a stone's throw from Heinz Field, while Wilson is about a 30-minute drive from the stadium - in nearby McKees Rocks. Meanwhile, Chris Durkin (Poland, Ohio) grew up about an hour northwest of Pittsburgh.

The Panthers have six players on their roster from the Commonwealth of Virginia, but not a one played with a current Hokie in high school - Chris Blewitt (Alexandria), George Aston (Stephens City), Chase Pine (Williamsburg), Rimoni Dorsey (Richmond), Mike Herndon (Greenville) and Patrick Jones II (Chesapeake).

HOKIES ARE STREAK STOPPERS

Significant Winning Streaks Stopped By Tech

The Hokies have ended some significant win streaks by teams over the years and added one more this season with their victory at North Carolina this year. Check out the streak stoppers below.

Streak	School	Tech win	When
39 regular win streak	#2 Miami	31-7	Nov. 1, 2003
29 home non-con win streak	#19 Texas A&M	13-3	Sept. 21, 2002
25 regular win streak	#8 Ohio State	35-21	Sept. 6, 2014
9 unbeaten streak	#9 Texas	28-10	Dec. 31, 1995
9 home win streak	#17 North Carolina	34-3	Oct. 8, 2016

HOKIES UNVEIL NEW EQUIPMENT TRUCK

The latest addition to the Virginia Tech football roster rolled into Blacksburg Aug. 31 morning on 18 wheels. In partnership with Lawrence Transportation, this 53-foot-long semi trailer will transport tons of equipment, gear and supplies as the Hokies travel this year.

Conder Flag Company of Roanoke performed the wrapping of the trailer that features the same updated graphics and wordmarks featured prominently in the Hokies' football facility.

Head coach Justin Fuente's signature terms Hard Smart Tough are also part of the trailer design. It took approximately 16 hours to complete the wrap process over a two-week period.

According to Tech's associate director of equipment services, Sam Nichols, the trailer features LED interior lighting, a 4,000-pound liftgate and walking boards.



Teams Under Fuente	2016	Career
Home	4-0	19-10
Road	1-1	11-14
Neutral	0-1	1-1
Grass	5-0	9-4
Artificial Turf	0-2	22-21
Won Coin Toss	2-1	14-13
Lost Coin Toss	3-1	17-12

Fuente Teams' Record When ...

Leading after the 1st quarter	4-1	20-10
Trailing after the 1st quarter	0-1	9-14
Tied after the 1st quarter	1-0	2-1
Leading at halftime	5-0	25-4
Trailing at halftime	0-2	5-19
Tied at halftime	0-0	1-2
Leading after 3rd quarter	5-0	29-2
Trailing after 3rd quarter	0-2	1-21
Tied after 3rd quarter	0-0	1-2
Leading with less than 2:00 to play	5-0	28-2
Trailing with less than 2:00 to play	0-2	1-22
Tied with less than 2:00 to play	0-0	2-1
Scores first	5-1	18-11
Opponent scores first	0-1	13-14
Scores 20+ points	5-1	29-12
Opponent scores 20+ points	0-2	8-23
Holds opponent to 20 points or less	5-0	23-2
Game is decided by 3 points or less	0-0	2-3
Game is decided by 10 points or less	0-0	6-10

Fuente Teams' Record When ...

Less than 150 yards rushing	0-0	5-18
150+ yards rushing	5-2	26-7
200+ yards passing	3-2	17-13
300+ yards passing	0-1	9-4
300+ yards total offense	4-1	25-14
400+ yards total offense	4-2	21-6
500+ yards total offense	1-0	11-0
70+ total plays	3-2	19-14
80+ total plays	2-0	13-4

Fuente Teams' Record When ...

Allowing less than 150 yards rushing	5-0	26-12
150+ yards rushing	0-2	5-13
200+ yards passing	2-1	11-18
300+ yards passing	2-1	9-10
300+ yards total offense	2-2	15-22
400+ yards total offense	1-1	7-12
500+ yards total offense	0-1	4-6
70+ total plays	0-1	12-17
80+ total plays	0-1	8-6

Fuente Teams' Record When ...

Committing fewer turnovers	4-0	19-7
Committing more turnovers	0-2	4-15
Turnovers are the same	1-0	8-3
Having fewer penalty yards	5-1	17-7
Having more penalty yards	0-1	14-18
Leading time of possession	5-1	20-10
Trailing time of possession	0-1	11-15

Fuente Teams' High & Low Water Marks ...

Largest halftime lead	38	56
Largest halftime deficit	14	28
Highest number of plays	89	97
Lowest number of plays	68	48
Opponent highest number of plays	100	100
Opponent lowest number of plays	57	50
Warmest Game Temperature	84°	94°
Coldest Game Temperature	65°	38°

Fuente Teams' For ...

Day Games	4-1	16-12
Night Games (5 p.m. kickoff or later)	1-1	15-13
Games with temperature 49 or below	0-0	3-3
Games with temperatures in 50s	0-0	4-5
Games with temperatures in 60s	1-0	8-4
Games with temperatures in 70s	4-1	10-6
Games with temperatures in 80s	0-1	5-4
Games with temperatures in 90s	0-0	1-3

TAKING OVER A WINNING PROGRAM

Virginia Tech head coach Justin Fuente became the seventh head coach in FBS history to take over a program that had at least 23 consecutive winning seasons before taking the reigns. Below is the complete list.

Years	School	Prior Coaches	New Coach
36	Nebraska	Bob Devaney/Tom Osborne	Frank Solich
33*	Florida State	Bobby Bowden	Jimbo Fisher
25	Alabama	Bear Bryant	Ray Perkins
23	Oklahoma	Jim Mackenzie/Chuck Fairbanks/Barry Switzer	Gary Gibbs
23	Michigan	Bo Schembechler/Gary Moeller/Lloyd Carr	Rich Rodriguez
23	Florida	Six coaches during the span^	Will Muschamp
23	Virginia Tech	Frank Beamer	Justin Fuente

^ Galen Hall, Gary Darnell, Steve Spurrier, Ron Zook, Charlie Strong, Urban Meyer

* Due to NCAA sanctions, the 2006 and 2007 seasons resulted in vacated wins, but were winning seasons before the penalties.

HOKIES = RATINGS

• During Week 2 of the College Football season, ABC received the top three overnights across all its networks and was led by the Hokies' game against Tennessee with the Battle at Bristol getting a 3.8 overnight rating.

• Meanwhile, ESPN's stream of the Battle at Bristol was the network's most-streamed game of the week (86,000 AMA & 403,000 unique viewers).

• The Hokies have brought ESPN a couple other ratings successes, which includes a pair of Top Opening Weekend games and the Most Watched Regular Season CFB Games on ESPN according to SportsMediaWatch.com.

ESPN/ABC Top 5 Opening Weekend CFB Games

Rating*	Date	Game	Network
1. 7.2	Mon, 9/5/05	Miami at Florida State	ABC
2. 6.7	Mon, 9/6/10	Boise State vs. Virginia Tech	ESPN
3. 6.6	Mon, 9/7/15	Ohio State at Virginia Tech	ESPN
4. 6.1	Mon, 9/4/06	Florida State at Miami	ESPN
5. 5.8	Sat, 9/2/06	Notre Dame at Georgia Tech	ABC

* - overnight rating

Most Watched Reg. Season Games on ESPN

Date	Game	Viewers
11/29/14	Auburn-Alabama	13.53M
9/12/09	USC-Ohio State	10.59M
9/7/15	Ohio State-Virginia Tech	10.59M
9/6/10	Boise State-Virginia Tech	9.89M
9/4/06	Miami-Florida State	9.12M

TECH RECEIVES TOP RANKINGS

The Princeton Review came out with its annual college rankings last Wednesday and the publication ranked Virginia Tech at No. 1 in both "Best Quality of Life" and "Their Students Love These Colleges" among 381 colleges and universities nationwide.

The Princeton Review is a college admission services company that offers test preparation services, tutoring and admissions resources, online courses and other various other resources for students. It has been in existence for more than 30 years.

Tech also ranked No. 4 in "Best Campus Food" and No. 7 in the categories of "Happiest Students," "Lots of Race/Class Interaction," and "Town-Gown Relations are Great."

Here is a listing of where Virginia Tech ranked:

THE BEST 381 COLLEGES

<i>Best Quality of Life</i>	<i>#1</i>
<i>Their Students Love These Colleges</i>	<i>#1</i>
<i>Best Campus Food</i>	<i>#4</i>
<i>Happiest Students</i>	<i>#7</i>
<i>Lots of Race/Class Interaction</i>	<i>#7</i>
<i>Town-Gown Relations are Great</i>	<i>#7</i>
<i>Best Alumni Network</i>	<i>#10</i>
<i>Colleges That Pay You Back w/o Aid</i>	<i>#18</i>

WHAT'S A HOKIE?

That's the most frequently asked question regarding Virginia Tech athletics. The answer leads back to 1896 when Virginia Agricultural and Mechanical College changed its name to Virginia Polytechnic Institute. With the change came the necessity for writing a new cheer and a contest for such a purpose was held by the student body. Senior O.M. Stull won first prize for his "Old Hokie" yell which still is used today.

Later, when asked if "Hokie" had any special meaning, Stull explained the words he used had no hidden or symbolic meaning, but had been thought up in an effort to get attention. Hokie soon became a nickname for all Tech teams and for those people loyal to Tech athletics. Following is the "Old Hokie" yell in its original form:

Hoki, Hoki, Hoki Hy!
Tech! Tech! V.P.I.!
Sola-Rex Sola-Rah
Polytech-Vir-gin-i-a!
Rae, Ri, V.P.I.

HOKIES ON CURRENT NFL ROSTERS - 15

(as of Oct. 24, 2016)

OL	Nick Becton (IR)	Chicago
T	Duane Brown	Houston
S	Kam Chancellor	Seattle
S	Antone Exum, Jr. (IR)	Minnesota
CB	Brandon Flowers	San Diego
CB	Kendall Fuller	Washington
WR	Corey Fuller (PUP)	Detroit
CB	Kyle Fuller (IR)	Chicago
OT	Laurence Gibson (PS)	N.Y. Giants
CB	DeAngelo Hall (IR)	Washington
LB	Dadi Nicolas	Kansas City
G	Vinston Painter	Washington
WR	Eddie Royal	Chicago
DE	Darryl Tapp	New Orleans
QB	Tyrod Taylor	Buffalo

IR - Injured Reserve
PS - Practice Squad
PUP - Reserve/Physically unable to perform

NFL WEEK 7 HIGHLIGHTS

There are currently 15 Hokies on NFL rosters in 2016 below are some of their performances during the seventh week of the NFL season.

Duane Brown – Houston Texans

▪ Brown and his Houston Texans teammates are in Denver to face the Broncos on ESPN's Monday Night Football.

Kendall Fuller – Washington Redskins

▪ Fuller was in action for the Redskins, but did not record a tackle in the team's loss in Detroit on Sunday.

Darryl Tapp – New Orleans Saints

▪ Tapp appeared in his third game of the season and recorded three solo tackles and one assist in New Orleans' 27-21 loss at Kansas City.

Tyrod Taylor – Buffalo Bills

▪ Taylor went 14 for 28 with one touchdown pass, totaling 221 yards in the air. He also put 35 yards on the ground, taking one into the end zone for the score, in Buffalo's 28-25 loss at Miami.

THE REAL #DBU

No school can boast more career INTs by active NFL defensive backs than Virginia Tech. Below are the most current numbers as of games played entering Oct. 24

1. Virginia Tech.....	79
2. South Carolina.....	64
3. Florida	63
4. Texas	60
5. Alabama.....	54

ACTIVE HOKIES INTS

DeAngelo Hall	43
Brandon Flowers	20
Kam Chancellor	10
Kyle Fuller	6

TWO-TIME NFL COACH OF THE YEAR

Bruce Arians took a long and winding path before finally becoming an NFL head coach. This former Tech quarterback has a penchant for getting the best out of passers at the pro level with his notable pupils including Super Bowl champions Peyton Manning and Ben Roethlisberger, as well as the likes of Carson Palmer and Andrew Luck.

BRUCE ARIANS

Quarterback – Virginia Tech (1972-74)

Head Coach – Arizona Cardinals (2013-present)

- Associated Press NFL Coach of the Year – Indianapolis Colts (2012)
- Associated Press NFL Coach of the Year – Arizona Cardinals (2014)



Bruce Arians pictured (left) as a Virginia Tech quarterback, and most recently as head coach of the Arizona Cardinals, proudly sporting his Hokies' swag.



OTHER HOKIES IN NFL ROLES

Malcolm Blacken	Washington	Director of Player Development
Eugene Chung	Philadelphia	Assistant O-Line/Tight Ends/Run Game
Keith Gray	Philadelphia	Assistant Strength & Conditioning
Anthony Midget	Houston	Assistant Secondary
Chris Peduzzi	Philadelphia	Head Athletic Trainer
Nick Rapone	Arizona	Defensive Backs
Nick Sorensen	Seattle	Asst. Special Teams/Asst. DBs
Todd Washington	Baltimore	Assistant Offensive Line



EUGENE CHUNG

LANE STADIUM

A TRUE HOMEFIELD ADVANTAGE



NO. 1

Best Homefield Advantage in College Football (Rivals.com)

Lane Stadium doesn't blow people away by the brute strength of a massive stadium, but with knowledgeable fans that always reach a frenzied pitch at the right time, the Hokies make the most of their numbers.

Every good stadium has at least one end designed for deafening noise levels, and the enclosed South End Zone at Lane Stadium fits the bill perfectly. Holding more than 11,000 screaming Virginia Tech fans, the section amplifies noise and renders audibles useless. That's not to mention the isolation factor. With the nearest major airport nearly 45 minutes away, opponents' fans are never out in force at Lane Stadium.

NO. 2

Best College Football Town in America (USA Today Survey)

NO. 2

Scariest Venue for Opposing Teams (ESPN the Magazine)

The two loudest places I've ever seen a game are Lane Stadium and the Orange Bowl, but the Hokies' home crowd is a lot more consistent. The whole place rocks when they crank up "Enter Sandman." I remember watching a decent BC team go there on a Thursday night and completely melt down.

NO. 2

Best Entrances in College Football (Sports Illustrated)

This entrance is one of the purest slices of Americana you will ever experience.

NO. 6

College Football Stadium & Tailgate Fans Should Visit Before They Die (Bleacher Report)

NO. 7

Loudest College Football Stadium (Bleacher Report)

LANE STADIUM FAST FACTS

Capacity	66,233
Seasons	52nd in 2016
Inaugural Season	1965
Construction Began	April 1964
New Press Box/West Side Completed	2006
South End Zone Expansion Completed	2002
Longest Tech Win Streak	16 games
.....	(9/4/99 – 10/13/01)
Elevation Above Sea Level	2,057 feet

LANE STADIUM - HOME OF THE HOKIES

Rising high into the mountainous sky of the New River Valley, Virginia Tech's Lane Stadium enters its 51st year of football competition in 2015. The Tech football team has enjoyed over two decades of success, going to 23 straight bowl games and winning 10 or more games eight straight seasons from 2004-11. A big part of that success is the home-field advantage the Hokies enjoy at Lane Stadium/Worsham Field.

Sitting at roughly 2,057 feet above sea level, the stadium is the second-highest among all FBS schools in the eastern United States, trailing only Appalachian State (3,300). Completed in 1965, Lane Stadium/Worsham Field has gone through numerous changes, renovations and additions. But through it all, it has always been regarded as one of the finest places to watch – and toughest places for opponents to play – a college football game.

THE HOKIE STONE

Before each home football game, Virginia Tech football players and coaching staff enter Lane Stadium through a tunnel. On the stadium-side entrance to Worsham Field, they pass beneath a Hokie Stone, which they touch for good luck and is flanked by these words: "For those who have passed. For those to come ... Reach for Excellence."

ENTER SANDMAN

The history behind Virginia Tech's use of Metallica's "Enter Sandman" started during the 2000 season. That summer Tech added a new scoreboard to Lane Stadium and the athletics marketing team decided to use the scoreboard for an entrance video. The group considered "Welcome to the Jungle" by Guns N' Roses and "Sirius" by the Alan Parsons Project before settling on "Enter Sandman." It has been the entrance song for the Hokies ever since.

MILESTONE GAMES

	DATE	OPPONENT	RESULT
Inaugural Game & Win	10/2/65	William & Mary	W 9-7
First Televised Game	10/29/66	Florida State	W 23-21
First Night Game	11/25/82	Virginia	W 21-14
First Win Under Beamer	10/3/87	Navy	W 31-11
First ESPN Game	11/24/90	Virginia	W 38-13
Worsham Field Dedicated	9/5/92	James Madison	W 49-10
First BIG EAST Game	9/26/92	West Virginia	L 16-7
First BIG EAST Win	10/16/93	Temple	W 55-7
100th Win	9/22/94	West Virginia	W 34-6
First Thursday Night Game	9/22/94	West Virginia	W 34-6
Program's 1,000th Game	9/4/99	James Madison	W 47-0
First College Gameday Appearance	10/16/99	Syracuse	W 62-0
First ACC Game & Win	9/18/04	Duke	W 41-17
200th Win	10/13/12	Duke	W 41-20
Beamer's Final Home Win	10/9/15	N.C. State	W 28-13
Beamer's Final Home Game	11/21/15	North Carolina	L 30-27 OT
300th Game	11/20/16	Miamia	W, 37-16


VIRGINIA TECH INDOOR PRACTICE FACILITY



2 737 jets can fit inside the building (nose to tail)



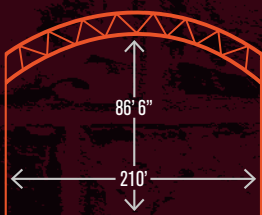
26,500 Square feet of glass and translucent panels, which is just over half an acre



11,213 Square feet of Hokie Stone on the facade

1,200 Tons of specially engineered steel were utilized

Over 86 feet from the field to the bottom of the truss — a must for the kicking game!



86 feet 6 inches

The Statue of Liberty could easily fit inside the facility



← 305' →



← 400' →



60,000

Square feet of precast concrete panels with the majority of weighing over

18 TONS

7,905,108

Cubic feet of space, enough room to fill

89 OLYMPIC POOLS

8

Porticoes feature the same values as the eight pylons of Virginia Tech's War Memorial: Brotherhood, Honor, Leadership, Sacrifice, Service, Loyalty, Duty and Ut Prosim



2016 VIRGINIA TECH FOOTBALL NUMERICAL

#	NAME	POS	#	NAME	VL	POS	HT	WT	YR	HOMETOWN	HS/LAST SCHOOL
36	Adonis Alexander	CB	1	Isaiah Ford	2	WR	6' 2"	195	Jr.	Jacksonville, Fla.	Trinity Christian
17	Jahque Alleyne	FS	2	Tyree Rodgers	-	DB	6' 1"	173	Fr.	Camden, N.J.	Camden Catholic
63	Daniel Bailey	OL	3	Greg Stroman	2	DB	6' 0"	180	Jr.	Bristow, Va.	Stonewall Jackson
35	Erikk Banks	CB	4	Ken Ekanem	3	DE	6' 3"	260	r-Sr.	Centreville, Va.	Centreville
60	Woody Baron	DT	4	Jerod Evans	-	QB	6' 3"	238	Jr.	Dallas, Texas	Mansfield
14	Tavante Beckett	LB	5	Cam Phillips	2	WR	6' 0"	199	Jr.	Laurel, Md.	DeMatha
40	Emmanuel Belmar	LB	6	Mook Reynolds	1	FS	6' 0"	183	So.	Greensboro, N.C.	Northern Guilford
27	Dominic Benson	WR	7	Bucky Hodges	2	TE	6' 7"	245	r-Jr.	Virginia Beach, Va.	Salem
42	Elisha Boyd	CB	8	Phil Patterson	-	WR	6' 2"	180	Fr.	Virginia Beach, Va.	Bayside
15	Jaylen Bradshaw	WR	8	Nigel Williams	3	DT	6' 2"	297	r-Sr.	Richmond, Va.	Benedictine
82	Xavier Burke	TE	9	Khalil Ladler	-	CB	5' 11"	183	Fr.	Stone Mountain, Ga.	IMG Academy
89	Wright Bynum	LS	9	Brenden Motley	2	QB	6' 4"	230	r-Sr.	Christiansburg, Va.	Christiansburg
52	Austin Cannon	OL	11	Jack Click	-	QB	6' 3"	218	r-Fr.	Glen Allen, Va.	Deep Run
36	Alden Carpenter	WR	11	Houshun Gaines	-	DE	6' 3"	248	r-Fr.	Rocky Mount, N.C.	Nash Central
86	C.J. Carroll	WR	12	Henri Murphy	-	WR	5' 10"	175	So.	Pine Bluff, Ark.	Dollarway
30	Eron Carter	LB	13	Chris Durkin	-	TE	6' 4"	223	r-So.	Poland, Ohio	Ursuline
65	Matt Christ	OL	14	Tavante Beckett	-	LB	5' 10"	214	Fr.	Chesapeake, Va.	Indian River
61	Kyle Chung	OL	15	Jaylen Bradshaw	-	WR	6' 1"	202	r-So.	Chesapeake, Va.	Oscar Smith
19	Chuck Clark	DB	16	Coleman Fox	-	RB	5' 11"	193	r-Fr.	Salem, Va.	Salem
11	Jack Click	QB	17	Jahque Alleyne	1	FS	6' 1"	177	So.	Virginia Beach, Va.	Ocean Lakes
72	Augie Conte	OL	17	Josh Jackson	-	QB	6' 1"	211	Fr.	Ann Arbor, Mich.	Saline
85	Chris Cunningham	TE	18	Raymon Minor	-	LB	6' 2"	231	r-So.	Ashland, Va.	Benedictine
39	Sean Daniel	WR	18	Chase Mummau	-	QB	6' 2"	183	Fr.	Mechanicsville, Va.	Lee-Davis
88	Divine Deablo	WR	19	Chuck Clark	3	DB	6' 0"	205	Sr.	Suffolk, Va.	King's Fork
52	Clay Dean	DL	20	Deon Newsome	2	S	5' 11"	193	r-Jr.	Hampton, Va.	Hampton
81	Samuel Denmark	WR	21	Reggie Floyd	-	DB	6' 0"	205	Fr.	Manassas, Va.	Stonewall Jackson
43	Seth Dooley	DE	22	Terrell Edmunds	1	ROV	6' 2"	210	r-So.	Danville, Va.	Dan River
13	Chris Durkin	TE	23	Der'Woun Greene	2	FS	5' 10"	196	r-Sr.	Portsmouth, Va.	Woodrow Wilson
22	Terrell Edmunds	ROV	24	Anthony Shegog	2	LB	6' 2"	213	r-Jr.	Stafford, Va.	North Stafford
49	Tremaine Edmunds	LB	26	Jovonn Quillen	-	DB	6' 0"	176	Fr.	Hampton, Va.	Hampton
4	Ken Ekanem	DE	27	Dominic Benson	-	WR	6' 2"	183	Fr.	Woodbridge, Va.	Woodbridge
4	Jerod Evans	QB	27	Shawn Payne	-	CB	6' 3"	192	So.	Chesterfield, Va.	L.C. Bird
31	Brandon Facyson	CB	28	Shai McKenzie	1	RB	5' 11"	215	r-So.	Washington, Pa.	Washington
21	Reggie Floyd	DB	28	Curtis Williams	-	CB	5' 9"	176	r-Jr.	Amelia, Va.	Amelia County
1	Isaiah Ford	WR	29	DuWayne Johnson	-	CB	6' 1"	185	r-Fr.	Washington, D.C.	H.D. Woodson
16	Coleman Fox	RB	30	Eron Carter	-	LB	6' 1"	231	Fr.	Palatka, Fla.	Palatka
47	Darius Fullwood	DE	30	Jordan Jefferson	-	WR	5' 8"	170	Fr.	Goochland, Va.	Goochland
11	Houshun Gaines	DE	31	Brandon Facyson	2	CB	6' 2"	197	r-Jr.	Newnan, Ga.	Northgate
37	Johnathan Galante	LB	32	Steven Peoples	1	FB	5' 9"	218	So.	Galax, Va.	Galax
64	Eric Gallo	OL	33	Deshawn McCleese	-	RB	5' 9"	180	r-Fr.	Chesapeake, Va.	Oscar Smith
23	Der'Woun Greene	FS	34	Travon McMillian	1	RB	6' 0"	205	r-So.	Woodbridge, Va.	C.D. Hylton
48	Daniel Griffith	LB	35	Erikk Banks	-	CB	5' 10"	185	r-Jr.	Coeburn, Va.	Eastside
80	Casey Harman	TE	35	Michael Santamaria	-	K	5' 9"	174	r-So.	Athens, Ga.	Athens Academy
41	Kevin Henry	CB	36	Adonis Alexander	1	CB	6' 3"	193	So.	Charlotte, N.C.	Independence
55	Jarrold Hewitt	DL	37	Johnathan Galante	1	LB	5' 9"	208	Sr.	Blacksburg, Va.	Christiansburg
94	Trevon Hill	DE	38	Alden Carpenter	-	ROV	6' 0"	189	r-Jr.	Leesburg, Va.	Tuscarora
7	Bucky Hodges	TE	39	Sean Daniel	-	WR	5' 9"	183	Fr.	Chesapeake, Va.	Oscar Smith
76	Jarrett Hopple	OL	39	Tyrone Thornton	-	DB	5' 9"	193	r-Fr.	Boston, Mass.	Newton South
75	Zachariah Hoyt	OL	40	Emmanuel Belmar	-	LB	6' 2"	228	Fr.	Suwanee, Ga.	Collins Hill
44	Tre Hubbard	LB	41	Kevin Henry	-	WR	5' 10"	165	Fr.	Greensboro, N.C.	Jireh Prep
56	Sean Huelskamp	LB	41	John Jennings	-	DB	5' 11"	165	So.	Clifton, Va.	Centreville
12	Josh Jackson	QB	41	Trey Skeens	-	FB	5' 11"	216	r-Fr.	Wytheville, Va.	George Wythe
56	T.J. Jackson	OL	42	Elisha Boyd	-	CB	6' 2"	185	r-So.	Newport News, Va.	Heritage
30	Jordan Jefferson	WR	42	Marshawn Williams	1	RB	6' 0"	227	r-So.	Hampton, Va.	Phoebus
41	John Jennings	DB	43	Seth Dooley	2	DE	6' 5"	252	r-Jr.	Salem, Va.	Glenvar
93	Brian Johnson	P	44	Tre Hubbard	-	LB	5' 11"	233	Fr.	Virginia Beach, Va.	Ocean Lakes
29	DuWayne Johnson	CB	45	Sam Rogers	3	RB	5' 11"	230	Sr.	Mechanicsville, Va.	Hanover
50	Patrick Kearns	OL	46	Joey Slye	2	K	5' 11"	210	Jr.	Stafford, Va.	North Stafford
68	Connor Kish	OL	47	Darius Fullwood	-	DE	6' 3"	252	r-Fr.	College Park, Md.	Our Lady of Good Counsel
70	Kevin Kish	OL	48	Daniel Griffith	-	LB	6' 0"	216	Fr.	Suffolk, Va.	Nansemond-Suffolk Academy
61	Joe Koshuta	LB	48	D.J. Reid	-	RB	6' 1"	235	r-So.	Chester, Va.	Thomas Dale
83	Eric Kumah	WR	49	Tremaine Edmunds	1	LB	6' 5"	236	So.	Danville, Va.	Dan River
9	Khalil Ladler	CB	50	Patrick Kearns	-	OL	6' 5"	288	Fr.	Adairsville, Ga.	Darlington School
87	Bodhi Long	LS	51	Hundley McCurry	-	LS	5' 11"	190	Fr.	Summerville, S.C.	Summerville
90	Mitchell Ludwig	P	52	Austin Cannon	-	OL	6' 2"	302	Fr.	Mechanicsville, Va.	Atlee
33	Deshawn McCleese	RB	52	Clay Dean	-	DL	6' 2"	260	Fr.	Purcellville, Va.	Woodgrove

#	NAME.....POS	#	NAME	VL	POS	HT	WT	YR	HOMETOWN	HS/LAST SCHOOL
51	Hundley McCurry.....LS	53	Wayne Mutter	-	P	5' 9"	160	Sr.	Grundy, Va.	Grundy
28	Shai McKenzie.....RB	53	Trent Young	1	LB	5' 10"	214	r-So.	Richmond, Va.	Douglas Freeman
71	Jonathan McLaughlin ..OL	54	Andrew Motuapuaka	2	LB	6' 0"	233	r-Jr.	Virginia Beach, Va.	Salem
34	Travon McMillian.....RB	55	Jarrold Hewitt	-	DL	6' 1"	299	Fr.	Venice, Fla.	Venice
99	Vinny Mihota.....DL	56	Sean Huelskamp	2	LB	6' 1"	222	r-Jr.	Centreville, Va.	Chantilly
18	Raymon Minor.....LB	56	T.J. Jackson	-	OL	6' 6"	324	Fr.	Cumberland, Va.	Cumberland County
66	Billy Ray Mitchell.....OL	57	Wyatt Teller	2	OL	6' 5"	308	r-Jr.	Bealeton, Va.	Liberty
95	Chaska Moon.....LS	58	Colt Pettit	-	OL	6' 3"	298	r-So.	Deshler, Ohio	Patrick Henry
77	Demetri Moore.....OL	58	Zack Treser	-	LB	6' 5"	225	r-Fr.	Blacksburg, Va.	Blacksburg
9	Brenden Motley.....QB	60	Woody Baron	3	DT	6' 2"	280	Sr.	Nashville, Tenn.	Brentwood Academy
54	Andrew Motuapuaka.....LB	61	Kyle Chung	-	OL	6' 3"	290	r-Jr.	Ponte Vedra Beach, Fla.	Ponte Vedra
18	Chase Mummau.....QB	61	Joe Koshuta	-	LB	6' 1"	255	r-Fr.	Vienna, Va.	Madison
12	Henri Murphy.....WR	62	D'Andre Plantin	-	OL	6' 5"	295	r-Fr.	Norcross, Ga.	Norcross
53	Wayne Mutter.....P	63	Daniel Bailey	-	OL	6' 3"	301	r-Fr.	Abingdon, Va.	Abingdon
20	Deon Newsome.....S	64	Eric Gallo	2	OL	6' 2"	295	Jr.	Richboro, Pa.	Council Rock South
69	Yosuah Nijman.....OL	65	Matt Christ	-	OL	6' 3"	274	r-Fr.	Sterling, Va.	Dominion
67	Parker Osterloh.....OL	66	Billy Ray Mitchell	-	OL	6' 4"	285	r-So.	Westwood, N.J.	Paramus Catholic
8	Phil Patterson.....WR	67	Parker Osterloh	1	OL	6' 8"	326	r-Jr.	Williamsburg, Va.	Warhill
27	Shawn Payne.....CB	68	Connor Kish	-	OL	6' 2"	280	r-Fr.	Oceanside, Calif.	El Camino
32	Steven Peoples.....FB	69	Yosuah Nijman	1	OL	6' 7"	300	So.	Maplewood, N.J.	Columbia
58	Colt Pettit.....OL	70	Kevin Kish	-	OL	6' 2"	286	r-Fr.	Oceanside, Calif.	El Camino
74	Braxton Pfaff.....OL	71	Jonathan McLaughlin	3	OL	6' 5"	294	Sr.	Mauldin, S.C.	Mauldin
5	Cam Phillips.....WR	72	Augie Conte	3	OL	6' 6"	305	r-Sr.	Richmond, Va.	Blessed Sacrament Huguenot
62	D'Andre Plantin.....OL	74	Braxton Pfaff	-	OL	6' 5"	293	r-So.	Lynchburg, Va.	Liberty Christian Academy
26	Jovonn Quillen.....DB	75	Zachariah Hoyt	-	OL	6' 5"	285	Fr.	Salem, Va.	Salem
48	D.J. Reid.....RB	76	Jarrett Hopple	-	OL	6' 7"	293	Fr.	Suffolk, Va.	Nansemond River
92	Matt Reinhart.....LB	77	Demetri Moore	-	OL	6' 6"	303	Jr.	Fairborn, Ohio	Huffman
6	Mook Reynolds.....FS	79	Tyrell Smith	-	OL	6' 3"	295	r-Fr.	North Brunswick, N.J.	Don Bosco Prep
2	Tyree Rodgers.....DB	80	Casey Harman	-	TE	6' 3"	245	r-Fr.	Swords Creek, Va.	Honaker
90	Dalton Roe.....DT	81	Samuel Denmark	-	WR	6' 0"	183	Fr.	Hanahan, S.C.	Huger
45	Sam Rogers.....RB	82	Xavier Burke	-	TE	6' 3"	255	r-Fr.	Lawrenceville, Va.	Brunswick
35	Michael Santamaria.....K	83	Eric Kumah	-	WR	6' 2"	210	Fr.	Woodbridge, Va.	Forest Park
97	Tim Settle.....DT	85	Chris Cunningham	-	TE	6' 2"	236	r-Fr.	Jacksonville, Fla.	Atlantic Coast
24	Anthony Shegog.....LB	86	C.J. Carroll	-	WR	5' 8"	167	r-So.	Olney, Md.	Our Lady of Good Counsel
41	Trey Skeens.....FB	87	Bodhi Long	-	WR	6' 3"	200	Fr.	Richmond, Va.	Douglas Freeman
46	Joey Slye.....K	87	Colton Taylor	1	LS	6' 1"	220	r-Jr.	Salem, Va.	Salem
79	Tyrell Smith.....OL	88	Divine Deablo	-	WR	6' 3"	208	Fr.	Winston-Salem, N.C.	Mount Tabor
91	Steve Sobczak.....DT	89	Wright Bynum	-	LS	6' 4"	233	r-Fr.	Columbia, S.C.	Ben Lippen
3	Greg Stroman.....DB	89	Devin Wilson	-	WR	6' 3"	206	Jr.	McKees Rocks, Pa.	Montour
87	Colton Taylor.....LS	90	Mitchell Ludwig	2	P	5' 11"	198	r-Jr.	Abingdon, Va.	Abingdon
96	Jimmie Taylor.....DE	90	Dalton Roe	-	DT	6' 1"	263	r-Jr.	Williamsburg, Va.	Jamestown
57	Wyatt Teller.....OL	91	Steve Sobczak	-	DT	6' 1"	287	r-So.	Milford, Va.	Massaponax
39	Tyrone Thornton.....DB	92	Matt Reinhart	-	LB	6' 2"	228	r-Fr.	Shoemakersville, Pa.	Berks Catholic
58	Zack Treser.....LB	92	Robert Warfel	-	K	5' 10"	164	Sr.	Woodgrove, Va.	Paeonian Springs
98	Ricky Walker.....DT	93	Brian Johnson	-	P	6' 1"	161	Fr.	Washington, D.C.	Gonzaga
92	Robert Warfel.....K	94	Trevon Hill	-	DE	6' 3"	240	r-Fr.	Virginia Beach, Va.	Salem
28	Curtis Williams.....CB	95	Chaska Moon	-	LS	5' 10"	227	r-Fr.	Wake Forest, N.C.	Wake Forest
42	Marshawn Williams.....RB	96	Jimmie Taylor	-	DE	6' 2"	240	Fr.	Jacksonville, N.C.	Southwest-Onslow
8	Nigel Williams.....DT	97	Tim Settle	-	DT	6' 3"	328	r-Fr.	Manassas, Va.	Stonewall Jackson
89	Devin Wilson.....WR	98	Ricky Walker	1	DT	6' 2"	282	r-So.	Hampton, Va.	Bethel
53	Trent Young.....LB	99	Vinny Mihota	1	DL	6' 5"	264	r-So.	Fredericksburg, Va.	Massaponax

IN-GAME STAFF

ON THE FIELD

Justin Fuente.....Head Coach
Bud Foster.....Assoc. Head Coach/
Defensive Coordinator/Linebackers
Charley Wiles.....Defensive Line
Vance Vice.....Offensive Line
James Shibes.....Special Teams/Tight Ends
Holmon Wiggins.....Wide Receivers
Galen Scott.....Assistant HC/Safeties

IN THE PRESS BOX

Zohn Burden.....Running Backs
Brad Cornelsen.....Offensive Coordinator/
Quarterbacks
Brian Mitchell.....Cornerbacks

PRONUNCIATION GUIDE

JAHQUE ALLEYE.....jah-KAY ALLEN
ZOHN Burden (Coach).....ZONN
Augie CONTE.....CON-tee
Brad CORNELSEN (Coach).....CORNELL-son
Terrell Edmunds.....tuh-RELL
Ken EKANEM.....ee-CAN-um
JEROD Evans.....juh-ROD
Brandon FACYSON.....FAY-sun
Johnathan GALANTE.....guh-LAHN-tay
DER'WOUN Greene.....DARE-ee-on
Sean HUELSKAMP.....HULES-camp
DuWAYNE Johnson.....Dwayne
Joe KOSHUTA.....CO-SHOOT-uh
KHALIL Ladler.....kuh-LEAL

SHAI McKenzie.....SHY
Travon McMILLIAN.....mick-MILL-en
Vinny MIHOTA.....muh-HOE-ta
Andrew MOTUAPUAKA.....mo-TOO-uh-poo-WAH-kuh
Chase MUMMAU.....MOO-ma
YOSUAH NIJMAN.....YOSH-u-ah NYJ-man
Parker OSTERLOH.....OH-ster-low
Colt PETTIT.....PEH-tit
Braxton PFAFF.....FAFF
Anthony SHEGOG.....shih-GOG James
SHIBEST (Coach).....SHE-best
Steve SOBCZAK.....SOB-check



PASSING											RUSHING				
SEASON	GP	GS	EFFIC.	COMP	ATT	PCT.	YDS	TD	LNG	INT	ATT	YDS	AVG	LNG	TD
2016	7	7	166.95	117	186	62.9	1605	19	55	2	85	417	4.9	55	3

- **Maxwell Award Watch List**
- **Manning Award Midseason Watch List**
- **Manning Award Star of the Week (9/26)**
- Leads the ACC and ranks fourth in the Power Five with a 166.9 passer rating.
- Tied for second in the ACC in total offense TDs (22) and trails only Clemson's Deshaun Watson (20) with 19 TD passes
- Ranks second in the Power Five with an 9.5 TD/INT ratio and third with an 11.2 TD pct.
- His 19 TD passes are tied for third-most in a single season in program history.
- His 319 rushing yards are second on the team behind only RB Travon McMillian (417).
- Passed for 259 yards with two passing TDs and rushed for a **career-high 98 yards** vs. Miami (10/20).
- Threw for a **career-best 307 yards** on 20 of 33 passing and led the team with 61 rushing yards at Syracuse (10/15).
- Had an one-yard rushing TD on a **season-high 21 attempts** and went 7 for 17 with two passing TDs at North Carolina (10/8).
- Threw for 282 yards on 13 of 20 passing and led the team with 97 yards on the ground, including a **career-long 55-yard TD run**, vs. East Carolina (9/24).
- Went 16 for 28 for 253 yards and five TD passes to go along with 48 yards on the ground vs. Boston College (9/17).
- Tied the program's single-game record with five TD passes first set by Bryan Randall at Syracuse (11/9/02).
- Completed 20 of 28 passes for 214 yards and TD pass vs. Tennessee (9/10).
- Is the only QB in Tech history to throw for at least 200 yards in his four starts.
- Set a school record with four touchdown passes for a Tech QB in his first start vs. Liberty (9/3) and also had a team-high 46 rushing yards.
- Won the starting job after a three-way quarterback battle in training camp.
- Is the first junior college quarterback to start for the Hokies in the modern era.
- Played the last two seasons at Trinity Valley CC after beginning his career at the Air Force Academy.
- **2015 Southwest Junior College Football Conference MVP.**
- **2015 First Team SWJCFC.**



PASSING											RUSHING				
SEASON	GP	GS	EFFIC.	COMP	ATT	PCT.	YDS	TD	LNG	INT	ATT	YDS	AVG	LNG	T
2013	1	0	0.00	0	0	0.0	0	0	0	0	0	0	0.0	0	0
2014	4	0	80.93	1	3	33.3	17	0	17	0	14	72	5.1	24	0
2015	10	6	128.85	92	164	56.1	1155	11	61	7	88	224	2.5	22	3
2016	5	0	76.40	7	14	50.0	44	0	12	0	8	68	8.5	26	2
Career	20	6	124.00	100	181	55.2	1216	11	61	7	110	364	3.3	26	5

- Saw reserve duty at North Carolina (10/8).
- Rushed for 68 yards on eight attempts vs. East Carolina (9/24).
- Ran the ball twice for 37 yards and had his fourth career rushing TD vs. Boston College (9/17).
- Completed five of nine passes for 31 yards vs. Liberty (9/3).
- Started six games after QB Michael Brewer's injury vs. Ohio State (9/7/15) and went 3-3.
- Set **career-highs** in **attempts (35), completions (20), yards (281), rush attempts (19), rush yards (85)** at ECU (9/26/15).
- Went 14 for 23 for 136 yards and a touchdown and ran 11 times for 26 yards at Miami (10/17/15).
- Went 14 for 28 for 158 yards with a career-high three TD passes and ran nine times for 44 yards vs. NC State (10/9/15).
- Went 15 for 23 for 230 yards and two TDs at Purdue (9/19/15). Ran 15 times for 24 yards and a five-yard TD.



PASSING											RUSHING				
SEASON	GP	GS	EFFIC.	COMP	ATT	PCT.	YDS	TD	LNG	INT	ATT	YDS	AVG	LNG	TD
2016	0	0	0	0	0	0	0	0	0	0	0	0	0	0	0

- Showed glimpses of his potential during Tech's QB competition.
- Rated as a 4-star recruit by ESPN Football Recruiting and the 184th player in the 2016 ESPN Top 300.
- Also ranked as the No. 9 dual-threat quarterback and the No. 4 player in the state by ESPN.
- Rivals listed him No. 22 by position and No. 12 overall in the state.
- Father, Fred Jackson, has been a football coach for more than 40 years, including 23 seasons at Michigan.
- Fred was an all-conference quarterback at Jackson State after leading the conference in passing as a senior.
- Brother, Jeremy, was a wide receiver at Michigan from 2010-13.



RUSHING								RECEIVING				
SEASON	GP	GS	ATT	YDS	AVG	LONG	TD	NO	YDS	AVG	LONG	TD
2013	13	2	5	9	1.8	3	0	12	78	6.5	18	0
2014	13	6	32	140	4.4	17	0	20	230	11.5	26	1
2015	13	5	61	260	4.3	29	2	16	193	12.1	51	2
2016	7	5	33	109	3.3	9	0	8	157	19.6	52	3
CAREER	46	18	131	518	4.0	29	2	56	658	11.8	52	6

- **Dante Hall Award Watch List**
- **Herbie Nominee: Unsung Hero**
- **Wuerffel Trophy Preseason Watch List**
- **Reese's Senior Bowl Watch List**
- Caught two passes for a **career-best 72 yards** and tossed his first career TD pass for a 13-yard score to FB Steven Peoples vs. Miami (10/20).
- Rushed eight times for 21 yards at Syracuse (10/15).
- Caught a TD pass for the third consecutive game, a 22-yard reception, at North Carolina (10/8).
- Caught a four yard TD pass vs. Boston College (9/17).
- Caught three passes for 47 yards and a seven yard TD catch vs. Tennessee (9/10).
- Rushed for 23 yards on seven carries in the season-opener vs. Liberty (9/3)
- Had a **career-high 12 carries** for 52 yards and two catches for 36 yards vs. North Carolina (11/21/15).
- Had eight carries for a **career-best 57 yards** vs. NC State (10/9/15).
- Brother, Ben, was an All-American center for Hampden-Sydney.



RUSHING								RECEIVING					
SEASON	GP	GS	ATT	YDS	AVG	LONG	TD	NO	YDS	AVG	LONG	TD	
2015	13	7	200	1043	5.2	63	7	12	64	5.3	19	1	
2016	7	4	92	458	5.0	69	3	6	31	5.2	15	2	
CAREER	20	11	292	1501	5.1	69	10	18	95	5.3	19	3	

- **Maxwell Award Preseason Watch List**
- **Athlon Sports Preseason Third Team Offense**
- Had a **season-high 131 rushing yards** on 18 carries vs. Miami (10/20).
- Led the team with 76 rushing yards on 17 carries and a rushing TD at North Carolina (10/8).
- Caught a 13-yard TD pass, his second receiving TD of the season, vs. East Carolina (9/24).
- Posted a 15-yard TD reception and a seven-yard TD run vs. Boston College (9/17).
- Rushed for 127 yards, including a **career-long 69-yard TD run**, on 14 carries vs. Tennessee (9/10), his fourth career 100-yard rushing game.
- Had 13 carries for 39 yards vs. Liberty (9/3).
- Had 16 carries for 81 yards and two touchdowns in the Independence Bowl vs. Tulsa (12/26/15).
- Had 29 carries for a **career-high 142 yards** and two touchdowns and one catch for two yards vs. Duke (10/24/15).
- Had a **career-high 33 carries** for 105 yards at Boston College (10/31/15).
- Had 11 carries for 96 yards and a touchdown and two catches for 16 yards vs. NC State (10/9/15).
- Started and had 16 carries for 99 yards and three catches for 16 yards and a touchdown at Miami (10/17/15).
- Started and had 24 carries for 135 and two touchdowns at Georgia Tech (11/12/15).



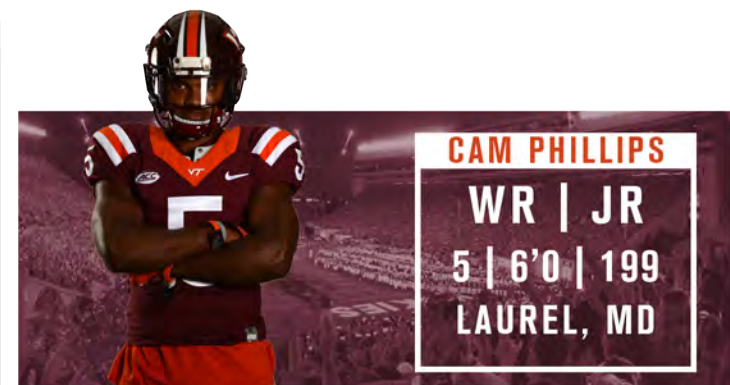
RECEIVING							
SEASON	GP	GS	NO	YDS	AVG	LONG	TD
2014	13	11	56	709	12.7	33	6
2015	13	12	75	1164	15.5	75	11
2016	7	7	36	505	14.0	47	5
Career	33	30	167	2378	14.2	75	22

- **2016 Preseason All-ACC**
- **Biletnikoff Award Preseason Watch List**
- **Maxwell Award Preseason Watch List**
- **Herbie Nominee: Best Kept Secret**
- Ranks fifth in the ACC in receiving yards p/g (72.1).
- Is tied with Antonio Freeman in career TD catches at Virginia Tech with 22.
- Ranks third all-time in career receiving yards at Tech with 2,332 and ranks second with 167 receptions.
- Caught eight passes for 83 yards and had a 12-yard TD catch at Syracuse (10/15).
- Caught four passes for 117 yards and a 24-yard TD catch vs. East Carolina (9/24).
- Caught four passes for 91 yards and two TD catches for eight and 30 yards vs. Boston College (9/17).
- Caught 11 passes for 117 yards in the win vs. Liberty (9/3).
- Set a school record with 30 consecutive games with at least one reception (8/30/14-9/24/16).
- Had five straight games with a receiving TD (11/12/15-9/3/16), four straight 100-yard receiving games (11/21/15-9/3/16); both school records.
- Has eight career 100-yard receiving games.
- Set the school single-season record with 11 TD catches in 2015 (Andre Davis/Antonio Freeman, 9 TD catches).
- Set the school record for catches in a season with 75 (prev. Jarrett Boykin with 61 in 2011).
- First Virginia Tech player to have more than 1,000 receiving yards in a single season.
- Led the ACC in TD receptions (11), receiving yards and receiving yards per game in 2015.
- Set two **career-highs** and **program bowl game records** with **12 catches** and **227 yards** receiving in the Independence Bowl vs. Tulsa (12/26/15).
- Had a **career-best three TD catches** vs. NC State (10/9/15).



RECEIVING							
SEASON	GP	GS	NO	YDS	AVG	LONG	TD
2016	7	0	3	25	8.3	10	0

- Caught three passes for 25 yards vs. East Carolina (9/24).
- Made his Tech debut in the season-opening victory over Liberty (9/3).
- Did not see playing time last season after redshirting as a true freshman.
- A first-team 6A all-state selection by VirginiaPreps at wide receiver.
- A 2013 American Family Insurance First-Team All-USA Virginia Football selection.
- Led South Hampton Roads' public school players in receiving during the regular season and finished with 65 catches for 1,102 yards and 18 touchdowns.



RECEIVING							
SEASON	GP	GS	NO	YDS	AVG	LONG	TD
2014	13	9	40	498	12.5	36	3
2015	13	10	49	582	11.9	60	2
2016	7	7	27	405	15.0	55	2
Career	33	26	116	1485	12.8	60	7

- Ranks 12th in the program's record book with 1,485 receiving yards.
- **Tied his career-high with seven catches** for 64 yards vs. Miami (10/20).
- Had three catches for 83 yards at Syracuse (10/15).
- Had 42 all-purpose yards and recorded a tackle on special teams at North Carolina (10/8).
- Caught a 55-yard TD, blocked a punt and was credited with a half sack on a fake punt attempt vs. East Carolina (9/24).
- Had two receptions for 53 yards vs. Boston College (9/17).
- Matched his **career-high with seven receptions** for 77 yards vs. Tennessee (9/10).
- Caught five passes for 53 yards with a 23-yard TD in the season-opener vs. Liberty (9/3).
- His 103 career receptions ranks 10th in the school's record book.
- Ranked second on the team in receptions and receiving yards in 2015.
- Posted three catches for 33 yards in the Independence Bowl vs. Tulsa (12/26/15).
- Caught six balls the very next week for a **career-high 95 yards** at Georgia Tech (11/12/15).
- Registered his first touchdown catch of the season vs. Pittsburgh (10/3/15).



C.J. CARROLL
WR | R-SO
86 | 5'6 | 167
OLNEY, MD

RECEIVING							
SEASON	GP	GS	NO	YDS	AVG	LONG	TD
2015	2	0	0	0	0	0	0
2016	7	0	6	81	13.5	29	0
Career	9	0	6	81	13.5	29	0

- Matched his **career-high** with **two catches** and had a **career-best 33 receiving yards** at Syracuse (10/15).
- Had 39 yards receiving including a 27-yard reception vs. Boston College (9/17).
- Rushed for 24 yards on two attempts and collected his first career catches vs. Liberty (9/3).
- Appeared in games vs. Furman (9/12/15) and at Purdue (9/19/15).
- Redshirted and worked on the scout team as a freshman.



BUCKY HODGES
TE | R-JR
7 | 6'7 | 245
VIRGINIA BEACH, VA

RECEIVING							
SEASON	GP	GS	NO	YDS	AVG	LONG	TD
2014	13	10	45	526	11.7	50	7
2015	13	13	40	530	13.3	46	6
2016	7	7	25	323	12.9	35	5
Career	33	30	110	1379	12.5	50	18

- Mackey Award Midseason Watch List**
- Mackey Award Preseason Watch List**
- Athlon Sports Preseason Second Team Offense**
- 2014 Freshman All-American (USA Today)**
- Ranks ninth in program history with 110 receptions, ranks 15th with 1,379 receiving yards and is tied for third with 18-career TD catches.
- Caught a **career-high seven passes** for 66 yards and had two TD grabs vs. Miami (10/20).
- Had 79 receiving yards on five catches and had a 10-yard TD reception at Syracuse (10/15).
- Caught a game-long 28 yard pass at North Carolina (10/8).
- Caught two passes for 47 yards vs. East Carolina (9/24).
- Had four receptions for 48 yards vs. Boston College (9/17).
- Had three catches and four rushes for 22 yards vs. Tennessee (9/10), becoming the program's all-time tight end leader with 91 receptions.
- Has started in 22 consecutive games, the longest streak on the offense.
- Registered his third career multi-TD receiving game with scoring grabs of 18 and 20 yards vs. Liberty (9/3).
- Set **career-highs** with **101 yards** receiving and **three touchdown catches** vs. Duke (10/24/15)..



DIVINE DEABLO
WR | FR
88 | 6'3 | 208
WINSTON-SALEM, NC

RECEIVING							
SEASON	GP	GS	NO	YDS	AVG	LONG	TD
2016	6	0	1	8	8.0	8	0

- Registered his first career reception for eight yards vs. East Carolina (9/24).
- Made his collegiate debut vs. Liberty (9/3).
- Rated as a 4-star recruit by ESPN and the 172nd player in the 2016 ESPN Top 300.
- Ranked the No. 9 player in the state of North Carolina and the No. 22 wide receiver in the country by ESPN.
- Rivals listed him No. 70 by position and No. 20 overall in the state.



CHRIS CUNNINGHAM
TE | R-FR
85 | 6'2 | 236
JACKSONVILLE, FL

RECEIVING							
SEASON	GP	GS	NO	YDS	AVG	LONG	TD
2016	7	0	4	32	8.0	13	2

- Hauled in an 11-yard reception vs. Miami (10/20).
- Caught a two-point conversion at Syracuse (10/15).
- Had a one-yard TD catch at North Carolina (10/8).
- Had one reception for 13 yards vs. East Carolina (9/24).
- Caught his first career pass, a seven-yard TD reception, vs. Boston College (9/17).
- Saw duty at TE in his first career game vs. Liberty (9/3).
- Redshirted as a true freshman.
- Ranked as the No. 11 tight end in the country and the No. 104 player in his state by ESPN Recruiting Nation.
- Ranked as the No. 53 tight end in the country by 247Sports.
- Listed as the No. 45 tight end in the country by Scout.
- Majoring in property management.



XAVIER BURKE
TE | R-FR
82 | 6'3 | 255
LAWRENCEVILLE, VA

RECEIVING							
SEASON	GP	GS	NO	YDS	AVG	LONG	TD
2015	1	0	0	0	0	0	0
2016	4	0	0	0	0	0	0
Career	5	0	0	0	0	0	0

- Saw the field in Tech's victory vs. Liberty (9/3).
- Appeared in one game at East Carolina (9/26/15) and later redshirted.
- Signed with Virginia Tech in 2014, but spent a semester at Fork Union.
- Enrolled at Tech in January 2015.
- Rated the No. 7 Prep School Recruit in the country by the 247Sports Composite Rankings.
- Listed as the No. 1 prep tight end and the No. 3 prep player in Virginia by 247Sports.



JOEY SLYE
K | JR
46 | 5'11 | 210
STAFFORD, VA

FIELD GOALS										X-PTS	POINTS
SEASON	GAMES	MDE-ATT	PCT	1-19	20-29	30-39	40-49	50+	LNG	BLKD	
2014	13	20-28	71.4	0-0	10-10	6-8	4-6	0-4	49	2	33-34
2015	13	23-30	76.7	0-0	2-2	8-9	13-16	0-3	48	0	41-42
2016	7	10-14	71.4	0-0	4-4	5-5	1-4	0-1	47	1	29-30
Career	33	53-72	73.6	0-0	16-16	19-22	18-26	0-8	49	3	103-106

- Lou Groza Award Preseason Watch List**
- 2015 Lou Groza Award Semifinalist**
- Ranks fifth on the school's all-time scoring list with 262 career points.
- Went 3 for 4 on FGs, including a season-long 47 yarder, and 4 for 4 on PATs vs. Miami (10/20).
- Booted a 26 yard FG at Syracuse (10/15).
- Was 2 for 2 on FGs and 4 for 4 on extra points at North Carolina (10/8).
- Ranks sixth all-time at Tech with 246 career points
- Kicked a 20-field field goal and converted seven extra points, *matching his career-high* for the third time, vs. East Carolina (9/24).
- Went seven for seven on extra points vs. Boston College (9/17).
- Hit a 26-yard field goal and three PATs vs. Tennessee (9/10)
- Went two for three on field goals and four for four on extra points in the season-opening win vs. Liberty (9/3).
- Went two of two on field goals and a *career-best seven-of-seven on extra points* in the Independence Bowl vs. Tulsa (12/16/15).
- Matched his *career-high* with *four made field goals* on four attempts at Boston College (10/31/15).



MARSHAWN WILLIAMS
RB | R-SO
42 | 6'0 | 227
HAMPTON, VA

RUSHING								RECEIVING				
SEASON	GP	GS	ATT	YDS	AVG	LONG	TD	NO	YDS	AVG	LONG	TD
2014	9	8	124	475	3.8	42	4	4	18	4.5	14	0
2016	5	0	39	170	4.4	19	1	1	2	2.0	2	0
CAREER	14	8	163	645	4.0	42	5	5	20	4.0	14	0

- Carried the ball six times for 28 yards vs. Miami (10/20).
- Rushed five times for 23 yards at Syracuse (10/15).
- Had 10 carries for 30 yards at North Carolina (10/8).
- Registered a six-yard TD run, his first since 2014, vs. East Carolina (9/24).
- Had 15 carries for 81 yards in his first appearance of the season vs. Boston College (9/17).
- Sat out 2015 as a redshirt.
- Rushed for a *career-best 119 yards* on 14 carries vs. Western Michigan (9/27/14).



MITCHELL LUDWIG
P | R-JR
90 | 5'11 | 198
ABINGDON, VA

PUNTING										
SEASON	GAMES	NO.	YDS	AVG	LONG	TB	FC	I-20	50+	
2016	7	35	1,413	40.4	61	2	14	15	7	

- Averaged a *season-best 47.6 yards per punt*, booted a *career-long 61 yard punt* and placed four balls inside the 20 vs. Miami (10/20).
- Averaged 41.6 yards per punt and placed two punt inside the 20 yard line at Syracuse (10/15).
- Had a career-long 58-yard punt with one touchback at North Carolina (10/8).
- Placed three punts inside the 20 vs. East Carolina (9/24).
- Punted four balls inside the 20-yard line vs. Boston College (9/17).
- Booted a 43-yard punt with two fair catches vs. No. 17 Tennessee (9/10).
- Averaged 39 yards per punt including a 52-yarder in his first game as a punter vs. Liberty (9/3).
- Did not see playing time last season.
- Joined the program as an invited walk-on.



YOSUAH NIJMAN
T | SOPH
69 | 6'7 | 300
MAPLEWOOD, NJ

SEASON	GP	GS
2015	12	0
2016	7	7
Career	19	7

- Made his seventh straight start at left tackle vs. Miami (10/20).
- Started at left tackle came vs. Tennessee (9/10).
- Registered his first-career start at left tackle vs. Liberty (9/3).
- Appeared in 12 games as a freshman.
- His parents are originally from Suriname, a country in South America.
- Was a top-flight shot put competitor at Columbia High School.



TYRELL SMITH
T | R-FR
79 | 6'3 | 295
NORTH BRUNSWICK, NJ

SEASON	GP	GS
2016	7	0

- Spent last season redshirting.
- A 2013 All-New Jersey second-team selection.
- A first-team all-state selection by the Star-Ledger following his senior season.
- A second-team all-state choice by MSG Varsity as a senior.
- Listed as the No. 27 prospect in New Jersey by Rivals coming out of high school.



COLT PETTIT
G | R-SO
58 | 6'3 | 298
DESHLER, OH

SEASON	GP	GS
2015	1	0
2016	7	2
Career	8	2

- Started at left guard vs. Tennessee (9/10).
- Registered his first career start at left guard vs. Liberty (9/3).
- Redshirted as a true freshman.
- Dressed for several games early on but sustained an injury in practice the week of the Georgia Tech game.
- Later underwent season-ending surgery on his left shoulder.
- Majoring in consumer studies.



WYATT TELLER
G | R-JR
57 | 6'5 | 308
BEALETON, VA

SEASON	GP	GS
2014	13	6
2015	13	12
2016	7	5
Career	33	23

- *Outland Trophy Preseason Watch List*
- *Athlon Sports ACC Preseason Third Team Offense*
- Started at left guard vs. Boston College (9/17).
- Played in all 13 games with 12 starts at left guard as a sophomore.



ERIC GALLO
C | JR
64 | 6'2 | 295
RICHBORO, PA

SEASON	GP	GS
2014	3	0
2015	13	13
2016	6	5
Career	22	18

- *Rimington Trophy Preseason Watch List*
- Started and played 13 games at center.
- Majoring in finance.



KYLE CHUNG
C | R-JR
61 | 6'3 | 290
PONTE VEDRA BEACH, FL

SEASON	GP	GS
2014	1	0
2015	4	1
2016	3	2
Career	8	3

- Made his second consecutive start at center vs. Boston College (9/17).
- Started at center vs. Tennessee (9/10).
- Made first career start vs. NC State (10/9/15).
- Father, Eugene, was an All-American offensive lineman at Virginia Tech and an NFL player who now coaches in the NFL with the Philadelphia Eagles



SEASON	GP	GS
2013	5	0
2014	13	10
2015	13	13
2016	7	7
Career	38	30

- Has started in 20 consecutive games, tied for the second-longest streak on the offense.
- Started and played in all 13 games at right guard in 2015.



SEASON	GP	GS
2014	1	0
2015	2	0
2016	7	0
Career	10	0

- Saw the field in the win vs. Liberty (9/3)
- Played in two games in 2015.



SEASON	GP	GS
2013	13	13
2014	9	9
2015	13	13
2016	7	7
Career	42	42

- Athlon Sports ACC Preseason Fourth Team Offense**
- Has started all seven games at right tackle this season.
- His 42 career starts are the most on the team.
- Has started in 20 consecutive games on the offensive line dating back to last season, tied for the second-longest streak on the offense.
- Started and played all 13 games at left tackle in 2015.



SEASON	GP	GS
2014	5	0
2015	12	0
2016	2	0
Career	19	0

- Played in 12 games last season.
- Appeared on special teams in six games.



GREG STROMAN

DB | JR
3 | 6'0 | 180
BRISTOW, VA

SEASON	TACKLES						SACKS		PASS DEFENSE				PUNT RETURNS				
	GP	GS	UA	A	TTL	TFL-YDS	NO-YDS	INT	BU	PD			NO.	YDS	AVG	TD	LONG
2014	13	1	2	1	3	0.0-0	0.0-0	0	1	1			36	249	6.9	0	38
2015	13	6	16	8	24	0.5-1	0.0-0	2	5	7			31	241	7.8	1	67
2016	7	7	3	6	9	0.0-0	0.0-0	3	6	9			18	183	10.2	1	87
Career	33	14	21	15	36	0.5-1	0.0-0	5	12	17			85	673	7.9	2	87

- **Midseason ESPN.com All-ACC**
- The only FBS player with 350 KO return yards, 175 punt return yards and multiple INTs.
- Leads the ACC with 18 punt returns and ranks fourth with 183 punt return yards.
- His 183 punt return yards rank eighth in the FBS and his 365 KO return yards are 36th in FBS.
- His 548 combined punt/KO return yards are sixth in the Power Five.
- Tied for second in the ACC with nine passes defended and three INTs.
- Had two tackles, a pass breakup and 90 KO return yards at Syracuse (10/15).
- Attempted the first two punts of his career to go along with an INT a **career-best three pass breakups** at North Carolina (10/8).
- Returned a punt **87 yards** for a TD, a **career-long** the third-longest in program history, and had a pass breakup vs. East Carolina (9/24).
- Had two tackles vs. Boston College (9/17).
- Averaged 21.2 yards per kick on returns vs. Tennessee (9/10).
- Set a **career-high** with **two interceptions** and had three passes defended vs. Liberty (9/3).
- Set a career-high with **132 punt return yards** in the Independence Bowl vs. Tulsa (12/21/15).
- Returned a **career-high** of **five punt returns** with four tackles in his start at Purdue (9/19/15).



CURTIS WILLIAMS

CB | R-JR
28 | 5'9 | 176
AMELIA, VA

SEASON	TACKLES						SACKS		PASS DEFENSE			
	GP	GS	UA	A	TTL	TFL-YDS	NO-YDS	INT	BU	PD		
2014	0	0	0	0	0	0	0	0	0	0		
2015	1	0	0	0	0	0	0	0	0	0		
2016	6	0	1	1	2	0.0-0	0.0-0	0	0	0		
Career	7	0	1	1	2	0.0-0	0.0-0	0	0	0		

- Recorded two tackles, the first of his career, vs. Boston College (9/17).
- Saw first action of the season and a fielded a punt vs. Liberty (9/3)
- Appeared in one game last season, his collegiate debut, against Furman (9/12/15).
- Majoring in building construction and real estate.



BRANDON FACYSON

CB | R-JR
31 | 6'2 | 197
NEWMAN, GA

SEASON	TACKLES						SACKS		PASS DEFENSE			
	GP	GS	UA	A	TTL	TFL-YDS	NO-YDS	INT	BU	PD		
2013	12	9	20	7	27	2.0-8	0.0-0	5	8	13		
2014	3	3	5	1	6	0.0-0	0.0-0	0	5	5		
2015	13	10	20	11	31	1.0-1	0.0-0	0	10	10		
2016	7	7	17	4	21	1.5-11	0.0-0	0	7	7		
Career	35	29	62	23	85	4.5-20	0.0-0	5	30	35		

- **Athlon Sports ACC Preseason Fourth Team Defense**
- **2013 Third Team All-ACC**
- Had two tackles and forced a fumble vs. Miami (10/20).
- Tallied three tackles and two pass breakups at Syracuse (10/15).
- Had 0.5 TFL and forced a fumble at North Carolina (10/8).
- Tallied four tackles, a TFL and three pass breakups vs. Boston College (9/17).
- Had two tackles vs. Tennessee (9/10).
- Broke up two passes and had three tackles vs. Liberty (9/3).
- Collected two tackles, a pass breakup and pass defended vs. Ohio State (9/7/15).
- Made three tackles with a breakup and pass defended vs. Pittsburgh (10/3/15).
- Set **career-highs** with **four pass breakups** and **four passes defended** vs. NC State (10/9/15).
- Set a career-high with five tackles vs. Duke (10/24/15).
- Tied his **career-high** of **five tackles** with a pass breakup and a pass defended vs. North Carolina (11/21/15).



TYREE RODGERS

DB | FR
2 | 6'1 | 173
CAMDEN, NJ

SEASON	TACKLES						SACKS		PASS DEFENSE			
	GP	GS	UA	A	TTL	TFL-YDS	NO-YDS	INT	BU	PD		
2016	0	0	0	0	0	0	0	0	0	0		

- Rated a three-star recruit by 247Sports, Scout and Rivals.
- Scout ranked him No. 2 by position in the state of New Jersey, while Rivals had him ranked the No. 21 overall athlete in the state and 247Sports has him No. 28.
- As a quarterback, threw for 1,569 yards and 13 touchdowns his senior season (to only six interceptions) and ran for 262 yards and four scores.
- On defense, had 16 tackles, five interceptions and four pass break-ups.



CHUCK CLARK
DB | SR
19 | 6'0 | 205
SUFFOLK, VA

TACKLES							SACKS	PASS DEFENSE		
SEASON	GP	GS	UA	A	TTL	TFL-YDS	NO-YDS	INT	BU	PD
2013	12	2	8	14	22	0.0-0	0.0-0	0	0	0
2014	13	11	50	23	73	8.5-21	1.5-9	1	11	12
2015	13	13	65	42	107	3.0-10	1.0-8	1	8	9
2016	7	7	26	24	50	1.0-1	0.0-0	0	2	2
Career	45	33	149	103	252	12.5-32	2.5-17	2	21	23

- **Bednarik Award Preseason Watch List**
- **Athlon Sports ACC Preseason Third Team Defense**
- **Reese's Senior Bowl Watch List**
- Ranks third on the squad with 50 tackles (26 solo).
- Ranked second on the team with nine total tackles vs. Miami (10/20).
- Recorded seven total tackles at Syracuse (10/15).
- Had three total tackles and a TFL at North Carolina (10/8).
- Had a team-best 11 tackles and a pass defended vs. East Carolina (9/24).
- Forced the first fumble of his career vs. Boston College (9/17).
- Registered his eighth straight game of five tackles or more after tallying eight vs. Tennessee (9/10).
- Tied for the team-high with seven total tackles vs. Liberty (9/3).
- Made seven tackles with two pass breakups and two passes defended in the Independence Bowl vs. Tulsa (12/26/15).
- Registered a **career-high** of **13 tackles** vs. Furman (9/12/15).
- Made six tackles with a **career-high three passes defended** at Boston College (10/31/15).
- Talled 10 tackles with 0.5 tackles for loss and one pass breakup vs. North Carolina (11/21/15).



DER'WOUN GREENE
FS | R-SR
23 | 5'10 | 196
PORTSMOUTH, VA

TACKLES							SACKS	PASS DEFENSE		
SEASON	GP	GS	UA	A	TTL	TFL-YDS	NO-YDS	INT	BU	PD
2013	13	0	5	3	8	0.0-0	0.0-0	0	1	1
2014	9	1	1	3	4	0.0-0	0.0-0	0	0	0
2015	11	0	5	3	8	0.0-0	0.0-0	0	0	0
2016	6	0	2	1	3	0.0-0	0.0-0	0	0	0
Career	39	1	13	10	23	0.0-0	0.0-0	0	1	1

- Returned a kick off 15 yards at Syracuse (10/15).
- Recovered a fumble on special teams vs. East Carolina (9/24).
- Had two tackles vs. Tennessee (9/10).
- Had two kickoff returns for 75 total yards including a 39-yard return in the Independence Bowl vs. Tulsa (12/26/15).
- Recorded a **career-high five tackles** vs. Furman (9/12/15).
- Returned a kickoff for a **career-long 82 yards** with two additional returns at Purdue (9/19/15).
- Had three kickoff returns for 58 yards with a long of 24 at Miami (10/17/15).
- Had a 41-yard kickoff return at Virginia (11/28/15).



TERRELL EDMUNDS
ROV | R-SO
22 | 6'2 | 210
DANVILLE, VA

TACKLES							SACKS	PASS DEFENSE		
SEASON	GP	GS	UA	A	TTL	TFL-YDS	NO-YDS	INT	BU	PD
2015	13	8	16	18	34	1.5-2	0.0-0	0	7	7
2016	7	7	20	17	37	0.5-1	0.0-0	3	2	5
Career	20	15	36	35	71	2.0-3	0.0-0	3	9	12

- Tied for second in the ACC with three INTs.
- Had an INT and matched his **career-high of seven tackles** vs. Miami (10/20).
- Had two tackles and his second INT of the season at Syracuse (10/15).
- Talled four tackles, a pass breakup and recovered a fumble at East Carolina (10/8).
- Ranks third on the team with 24 tackles (11 solo).
- Posted eight tackles and 0.5 TFL vs. East Carolina (9/24).
- Had four tackles vs. Boston College (9/17).
- Matched his **career-high** with **seven tackles** and had a pass breakup vs. Tennessee (9/10).
- Talled his first career interception and had five tackles vs. Liberty (9/3).
- Made collegiate debut vs. Ohio State (9/7/15).
- Recorded first blocked kick and solo tackle at Purdue (9/19/15).
- Recovered a fumble and posted five tackles in his first collegiate start vs. Pittsburgh (10/3/15).
- Had a **career-high seven tackles** with 1.0 tackle for loss vs. NC State (10/9/15).
- Had one tackle and two passes defended in the Independence Bowl vs. Tulsa (12/26/15).



DEON NEWSOME
S | R-JR
20 | 5'11 | 193
HAMPTON, VA

TACKLES							SACKS	PASS DEFENSE		
SEASON	GP	GS	UA	A	TTL	TFL-YDS	NO-YDS	INT	BU	PD
2014	12	0	2	2	4	0.0-0	0.0-0	0	0	0
2015	6	0	1	0	1	0.0-0	0.0-0	0	0	0
2016	5	0	0	2	2	0.0-0	0.0-0	0	0	0
Career	23	0	3	4	7	0.0-0	0.0-0	0	0	0

- Assisted on a tackle vs. Tennessee (9/10).
- Recorded a tackle vs. NC State (10/9/15).
- Father, Myron, played football at Virginia Tech.
- Cousin of former Hokie player Tyrel Wilson.
- Majoring in residential environments and design.



KEN EKANEM
DE | R-SR
4 | 6'3 | 260
CENTREVILLE, VA

SEASON	TACKLES						SACKS		PASS DEFENSE			
	GP	GS	UA	A	TTL	TFL-YDS	NO-YDS	INT	BU	PD	QBH	
2013	11	0	1	2	3	0.0-0	0.0-0	0	0	0	0	
2014	13	13	26	27	53	14.5-83	9.5-72	0	1	1	19	
2015	13	13	18	21	39	9.5-38	4.5-18	0	3	3	6	
2016	6	6	10	9	19	5.5-29	4.5-28	0	2	2	6	
Career	43	32	55	59	114	29.5-150	18.5-118	0	6	6	31	

- *Nagurski Trophy Preseason Watch List*
- *Athlon Sports Preseason Second Team Defense*
- *Reese's Senior Bowl Watch List*
- *ACC Defensive Player of the Week (9/26).*
- Leads the team and ranks ninth in the ACC in sacks (4.5).
- Did not play due to injury vs. Miami (10/20).
- Tallied a pass breakup at North Carolina (10/8).
- Had 2.0 sacks, five total tackles and two QB hurries vs. East Carolina (9/24).
- Posted three tackles, a TFL and two QB hurries vs. Boston College (9/17).
- Had 1.5 sacks and a broke up a pass vs. Tennessee (9/10).
- Has made 28 straight starts, the longest streak on the team.
- Turned in four tackles, a QB hurry and a sack vs. Liberty (9/3).
- Had two tackles and a sack in the Independence Bowl vs. Tulsa (12/26/15).
- Posted a **career-high nine tackles** with 2.5 tackles for loss, 1.5 sacks and one pass defended vs. NC State (10/9/15).
- Tallied a **career-high three sacks** vs. North Carolina (10/4/14).
- **Career-high 3.5 tackles for loss** came vs. East Carolina (9/13/14)



TREVON HILL
DE | R-FR
94 | 6'3 | 240
VIRGINIA BEACH, VA

SEASON	TACKLES						SACKS		PASS DEFENSE			
	GP	GS	UA	A	TTL	TFL-YDS	NO-YDS	INT	BU	PD	QBH	
2016	7	1	6	13	19	4.0-15	1.5-9	0	0	0	3	

- Registered 1.5 sacks in his first career start vs. Miami (10/20).
- Had **career-high four total tackles** at Syracuse (10/15).
- Set a **career-high** with 2.0 TFL vs. East Carolina (9/24).
- Had two tackles and 0.5 TFL, the first of his career, vs. Boston College (9/17).
- Posted two tackles and a QB hurry in his Tech debut vs. Liberty (9/3).
- Spent last season redshirting.
- Listed as the No. 21 weakside defensive end in the nation and the No. 17 prospect in the state by Rivals.
- Ranked as the No. 231 prospect in the country, the No. 4 weakside defensive end in the country and the No. 12 player in his state by 247Sports.
- Was listed as the No. 46 defensive end in the country and the No. 8 defensive end in the East by Scout.
- Ranked as the No. 30 defensive end in the country, the No. 39 player in his region and the No. 13 player in the state by ESPN Recruiting Nation.



VINNY MIHOTA
DL | R-SO
99 | 6'5 | 264
FREDERICKSBURG, VA

SEASON	TACKLES						SACKS		PASS DEFENSE			
	GP	GS	UA	A	TTL	TFL-YDS	NO-YDS	INT	BU	PD	QBH	
2014	0	0	0	0	0	0	0	0	0	0	0	
2015	12	1	4	8	12	2.5-9	1.0-5	0	0	0	0	
2016	7	7	10	14	24	6.5-22	2.0-16	0	0	0	2	
Career	19	8	14	22	36	9.0-31	3.0-21	0	0	0	2	

- Had a **career-high 2.5 TFL** and 2.0 sacks vs. Miami (10/20).
- Tallied a **career-high six total tackles**, 1.5 TFL and blocked a FG attempt at Syracuse (10/15).
- Posted 2.0 TFL at North Carolina (10/8).
- Had two tackles and 0.5 TFL vs. Boston College (9/17).
- Recorded four tackles and two QB hurries vs. Liberty (9/3).
- His older brother, Anthony, was a starting center for Virginia's football team



SETH DOOLEY
DE | R-JR
43 | 6'5 | 252
SALEM, VA

SEASON	TACKLES						SACKS		PASS DEFENSE			
	GP	GS	UA	A	TTL	TFL-YDS	NO-YDS	INT	BU	PD	QBH	
2014	13	0	3	2	5	0.0-0	0.0-0	0	0	0	0	
2015	11	0	0	4	4	0.0-0	0.0-0	0	0	0	0	
2016	6	0	1	0	1	1.0-3	0.0-0	0	0	0	0	
Career	30	0	4	6	10	1.0-3	0.0-0	0	0	0	0	

- Recorded his first career TFL vs. East Carolina (9/24).
- Appeared in 11 games as a redshirt sophomore.
- Recorded first tackle of the season vs. Furman (9/12/15).
- Tied a career high two tackles vs. NC State (10/9/15).
- Made one tackle vs. Duke (10/24/15).



TACKLES							SACKS	PASS DEFENSE		
SEASON	GP	GS	UA	A	TTL	TFL-YDS	NO-YDS	INT	BU	PD
2015	13	2	20	10	30	4.0-17	0.0-0	0	1	1
2016	7	7	14	13	27	2.5-7	0.0-0	1	3	4
Career	20	9	34	23	57	6.5-24	0.0-0	1	4	5

- Ranked second on the team with nine total tackles and has a pass breakup at Syracuse (10/15).
- Posted three total tackles vs. Miami (10/20).
- Tallied two tackles and a TFL at North Carolina (10/8).
- Had three total tackles and a QB hurry vs. East Carolina (9/24).
- Turned in four tackles and 0.5 TFL vs. Boston College (9/17).
- Had a TFL and his first career interception vs. Tennessee (9/10).
- Matched the team-lead with two pass breakups vs. Liberty (9/3).
- Had two tackles and recovered a fumble in his collegiate debut vs. Ohio State (9/7/15).
- Collected four tackles with 1.0 tackle for loss and one fumble recovery at East Carolina (9/26/15).
- Had a **career-best 2.0 tackles for loss** vs. NC State (10/9/15).
- Broke up and defended one pass each with two tackles at Miami (10/17/15).
- Had eight tackles and a TFL vs. Duke (10/24/15).
- Made a **career-high nine tackles** in the Independence Bowl vs. Tulsa (12/26/15).



TACKLES							SACKS	PASS DEFENSE		
SEASON	GP	GS	UA	A	TTL	TFL-YDS	NO-YDS	INT	BU	PD
2014	6	0	1	2	3	0.0-0	0.0-0	0	0	0
2015	13	5	16	13	29	0.5-1	0.0-0	0	2	2
2016	7	0	3	6	9	1.5-4	0.5-1	0	0	0
Career	26	5	20	21	41	2.0-5	0.5-1	0	2	2

- Posted 0.5 sacks, 1.5 TFL and four total tackles vs. East Carolina (9/24).
- Had two tackles vs. Tennessee (9/10).
- Credited with an assisted tackle vs. Liberty (9/3).
- Started and had seven tackles in the Independence Bowl vs. Tulsa (12/26/15).
- Recovered a fumble against Ohio State (9/7/15).
- Tallied three tackles in his first collegiate start at Boston College (10/31/15).
- Collected four tackles and a pass defended after starting at Georgia Tech (11/12/15).
- Recorded a **career-high eight tackles** and one fumble recovery vs. North Carolina (11/21/15).
- Was in on his first-career tackle for loss at Virginia (11/28/15).



TACKLES							SACKS	PASS DEFENSE		
SEASON	GP	GS	UA	A	TTL	TFL-YDS	NO-YDS	INT	BU	PD
2014	12	4	27	27	54	4.0-11	2.0-8	0	0	0
2015	11	11	41	32	73	11.5-49	4.0-39	1	3	4
2016	7	7	28	31	59	3.0-11	1.0-5	1	4	5
Career	30	22	96	90	186	18.5-71	7.0-52	2	7	9

- Pro Football Focus National Team of the Week (10/11).**
- Leads the team and ranks 10th in the ACC with 59 total tackles (28 solo).
- Had two tackles and tied his **career-high with two pass breakups** vs. Miami (10/20).
- Tallied eight tackles and a pass breakup at Syracuse (10/15).
- Had a team-high 12 tackles, 1.5 TFL, 0.5 sacks and an INT at North Carolina (10/8).
- Racked up eight tackles and a half sack vs. East Carolina (9/24).
- Posted seven tackles and his fourth-career fumble recovery vs. Boston College (9/17).
- Had a **career-high 15 tackles** with a TFL vs. Tennessee (9/10).
- Has posted seven or more tackles in eight-consecutive games.
- Shared the team-high with seven tackles vs. Liberty (9/3).
- Had seven tackles, 1.5 tackles for loss, a sack and a pass defended in the Independence Bowl vs. Tulsa (12/26/15).
- Had a season-high of 12 tackles, **tying a career-high 2.5 tackles for loss** at Georgia Tech (11/12/15).
- Career-high two sacks** came at Wake Forest (11/22/14).



TACKLES							SACKS	PASS DEFENSE		
SEASON	GP	GS	UA	A	TTL	TFL-YDS	NO-YDS	INT	BU	PD
2014	2	0	1	1	2	0.0-0	0.0-0	0	0	0
2015	4	2	7	6	13	3.5-11	1.0-8	1	0	1
2016	7	0	1	3	4	0.0-0	0.0-0	0	0	0
Career	13	2	9	10	19	3.5-11	1.0-8	1	0	1

- Was in on two tackles vs. Tennessee (9/10).
- Posted two tackles vs. Liberty (9/3).
- Collected two tackles vs. Furman (9/12/15).
- Made one tackle, defended one pass and recorded his first-career interception at Purdue (9/19/15).
- Set **career-highs with 10 tackles and 3.5 tackles for loss** at East Carolina (9/26/15).



TREMAINE EDMUNDS
LB | SOPH
49 | 6'5 | 236
DANVILLE, VA

SEASON	TACKLES					SACKS		PASS DEFENSE		
	GP	GS	UA	A	TTL	TFL-YDS	NO-YDS	INT	BU	PD
2015	13	2	6	5	11	2.5-7	0.0-0	0	0	0
2016	7	7	28	26	54	11.0-44	3.5-22	0	1	1
Career	20	9	34	31	65	13.5-51	3.5-22	0	1	1

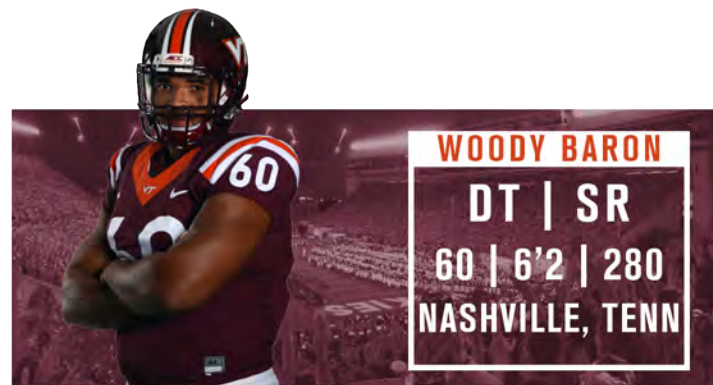
- Leads the team and is tied for fourth in the ACC with 11.0 TFLs.
- Ranks second on the team and 14th in the conference with 54 total tackles.
- His 28 solo tackles are tied for the team lead.
- Had a team-high 10 total tackles with two TFLs and one sack vs. Miami (10/20).
- Led the team and set a **career-high with 16 total tackles** with 1.5 TFL at Syracuse (10/15).
- Posted seven tackles, 1.5 TFL, a sack and a pass breakup at North Carolina (10/8).
- Had nine tackles and a career-high **1.5 sacks** vs. East Carolina (9/24).
- Had seven tackles and **matched his career-high** with **2.5 TFL** vs. Boston College (9/17).
- Recorded two tackles and 0.5 tackles for loss vs. Tennessee (9/10).
- Recovered a fumble, had three tackles and a TFL vs. Liberty (9/3).
- Collegiate debut came vs. Ohio State (9/7/15).
- Had five tackles and 2.5 tackles for loss in the Independence Bowl vs. Tulsa (12/26/15).
- Recorded first collegiate tackle at Purdue (9/19/15).
- Made first collegiate start at Georgia Tech (11/12/15).



ADONIS ALEXANDER
CB | SOPH
36 | 6'3 | 193
CHARLOTTE, NC

SEASON	TACKLES					SACKS		PASS DEFENSE		
	GP	GS	UA	A	TTL	TFL-YDS	NO-YDS	INT	BU	PD
2015	12	8	37	18	55	0.5-1	0.0-0	4	6	10
2016	6	0	9	5	14	1.0-1	0.0-0	1	2	3
Career	18	8	46	23	69	1.5-2	0.0-0	5	8	13

- Tallied three total tackles, a pass defended and recovered a blocked FG vs. East Carolina (9/24).
- Had four tackles, two passes defended and his first interception of the season vs. Boston College (9/17).
- Posted two tackles in his first appearance of the season vs. Tennessee (9/10).
- Had a **career-high nine tackles** including 0.5 TFL vs. Duke (10/24/15).
- Picked off a pass and tallied a **career-high three passes defended** vs. Virginia (11/28/15).



WOODY BARON
DT | SR
60 | 6'2 | 280
NASHVILLE, TENN

SEASON	TACKLES					SACKS		PASS DEFENSE			
	GP	GS	UA	A	TTL	TFL-YDS	NO-YDS	INT	BU	PD	QBH
2013	13	0	4	4	8	0.0-0	0.0-0	0	0	0	4
2014	12	2	1	6	7	1.0-1	0.5-1	0	0	0	2
2015	13	5	16	12	28	8.0-31	3.0-22	0	0	0	1
2016	7	7	17	8	25	9.5-38	4.0-21	0	0	0	4
Career	45	14	38	30	68	18.5-70	7.5-44	0	0	0	11

- Set **career-highs** with **six total tackles**, **4.5 TFLs** and **2.5 sacks** vs. Miami (10/20).
- Had five tackles, 2.0 TFL and a sack at Syracuse (10/15).
- Racked up three tackles, a half sack and a nine-yard fumble recovery at North Carolina (10/8).
- Posted a TFL vs. East Carolina (9/24).
- Had two tackles, including a TFL, vs. Boston College (9/17).
- Had three total tackles and 0.5 TFL vs. Tennessee (9/10).
- Had five total tackles vs. Liberty (9/3).



RICKY WALKER
DT | R-SO
98 | 6'2 | 282
HAMPTON, VA

SEASON	TACKLES					SACKS		PASS DEFENSE			
	GP	GS	UA	A	TTL	TFL-YDS	NO-YDS	INT	BU	PD	QBH
2014	11	0	1	8	9	1.0-5	0.0-0	0	0	0	0
2015	0	0	0	0	0	0	0	0	0	0	0
2016	7	1	6	9	15	3.5-11	0.5-4	0	3	3	2
Career	18	1	7	17	24	4.5-16	0.5-4	0	3	3	2

- Tallied three tackles and 0.5 sacks in his first career start vs. Miami (10/20).
- Had a **career-high four tackles** and a pass breakup at Syracuse (10/15).
- Posted three tackles and had a personal-best 2.5 TFL vs. East Carolina (9/24).
- Had three tackles, 0.5 TFL and his first-career pass breakup vs. Boston College (9/17).
- Tallied his first tackle of the season vs. Tennessee (9/10).
- Appeared in the season-opener vs. Liberty (9/3) and registered a QB hurry.
- Redshirted last season
- Played in 11 games as a true freshman.



NIGEL WILLIAMS

DT | R-SR

8 | 6'2 | 297

RICHMOND, VA



TIM SETTLE

DT | R-FR

97 | 6'3 | 328

MANASSAS, VA

SEASON	TACKLES						SACKS		PASS DEFENSE			
	GP	GS	UA	A	TTL	TFL-YDS	NO-YDS	INT	BU	PD	QBH	
2013	13	0	7	7	14	7.0-23	2.0-9	0	0	0	4	
2014	13	10	15	19	34	9.5-46	4.5-31	0	0	0	10	
2015	13	0	5	3	8	1.5-2	0.0-0	0	1	1	0	
2016	6	6	6	4	10	2.0-4	0.5-1	0	1	1	1	
Career	45	16	33	33	66	20.0-75	7.0-41	0	2	2	15	

- Did not play due to an ankle injury vs. Miami (10/20).
- Had 0.5 TFL and a pass breakup at North Carolina (10/8).
- Had two tackles, including a TFL, vs. East Carolina (9/24).
- Tallied two tackles, vs. Boston College (9/17).
- Had a half sack and four total tackles vs. Tennessee (9/10).
- Collected three total tackles, including two solo stops, vs. Liberty (9/3).
- Logged one pass breakup and defended a pass vs. Furman (9/12/15).
- Recorded a *season-high three tackles* with 1.0 tackle for loss at Georgia Tech (11/12/15).
- Registered a career-high two sacks at Wake Forest (11/22/14).
- Last matched his career-high of five tackles vs. Virginia (11/28/15)

SEASON	TACKLES						SACKS		PASS DEFENSE			
	GP	GS	UA	A	TTL	TFL-YDS	NO-YDS	INT	BU	PD	QBH	
2016	7	0	4	7	11	3.0-7	0.0-0	0	0	0	1	

- Had two tackles and 0.5 TFL vs. Miami (10/20).
- Tallied two tackles, 0.5 TFL and a QB hurry at North Carolina (10/8).
- Had two tackles, 0.5 TFL and blocked a 26-yard FG attempt vs. East Carolina (9/24).
- Registered his first-career TFL and finished with 1.5 vs. Tennessee (9/10).
- Made his Tech debut vs. Liberty (9/3).
- Spent last season redshirting.
- Now weighs 328 pounds after dropping a significant amount of weight in the offseason.
- Ranked as the No. 19 overall player in the country, the No. 4 defensive tackle in the country, the No. 2 player in his region and the No. 2 player in the state by ESPN Recruiting Nation.
- Rated as the No. 39 overall player in the country by PrepStar.
- Listed as the No. 174 player nationally, the No. 17 defensive tackle in the country and the No. 10 prospect in Virginia by Rivals.



GAME ONE

LIBERTY	13
VIRGINIA TECH	36

LANE STADIUM • BLACKSBURG, VA. • SEPT. 3, 2016 • ATT: 62,234

Virginia Tech quarterback Jerod Evans threw for 221 yards and four touchdowns to lead the Hokies to a 36-13 season-opening victory over Liberty on Saturday, handing head coach Justin Fuente his first victory.

Fuente, who spent the previous four seasons at Memphis, took over in January for Frank Beamer, who retired after 29 years as Tech's head coach.

Evans, a junior-college transfer from Texas who enrolled this past January, completed 20 of 32 passes. The Hokies trailed 13-10 in the second quarter before Evans threw touchdown passes to Isaiah Ford and Bucky Hodges on the Hokies' last two possessions of the first half.

Ford caught 11 passes for 117 yards and Hodges caught two touchdown passes. Joey Slye hit two field goals of 34 yards.

Liberty amassed just 160 yards of offense, scoring all of its points off of Tech turnovers. The Hokies lost four fumbles – their only blemishes on the day.

BIGGEST PLAYS

- Tech trailed 13-10 in the second quarter and faced a fourth-and-1 from the Liberty 43. Fuente elected to go for it and Evans went 37 yards on a keeper to the Liberty 6. Two plays later, Evans hit Ford for the go-ahead 5-yard touchdown pass.
- Evans and Hodges connected on a third-down conversion toward the end of the first half. Tech faced third-and-10 from the Liberty 41 and Evans hit Hodges for a 20-yard gain to the Liberty 21. Four plays later, Evans found Hodges for an 18-yard TD that gave the Hokies a 24-13 lead with 24 seconds left in the first half.
- Terrell Edmunds had an interception and He and Johnathan Galante tackled a Liberty punt returner in the end zone for a safety. On the ensuing possession, Evans found Hodges for a 20-yard touchdown play.

FUENTE ON HIS FIRST GAME

"The atmosphere here is fantastic. It's what college football is all about. People at Virginia Tech take a lot of pride in the game-day atmosphere, and they should. It was incredible

"My thought process coming into the game was how would our kids handle this? How do they respond when things don't go well. There were some times when things were kind of ugly looking, but I liked the way our kids dug in there and plowed away. The atmosphere was fantastic and I'm please with the way the kids responded to adversity."

IMPORTANT NOTES

- Fuente became the first Tech coach to win his debut since Jerry Claiborne opened his tenure with a victory over William & Mary in 1961.
- Ford's 117 yards receiving marked the fourth straight game in which he has recorded more than 100 yards receiving – a school record.
- Ford has caught at least two passes in 27 straight games, tying a school record for consecutive games with at least one reception (Ernest Wilford, 2002-03).
- Ford's touchdown reception marked the 18th of his career, tying him for second place on Tech's career touchdown receptions list with Jarrett Boykin (2008-11), Ricky Scales (1972-74) and André Davis (1998-2001).
- Greg Stroman's two interceptions gave him four for his career.

SCORING

	1	2	3	4	F
Liberty	6	7	0	0	13
Virginia Tech	7	17	9	3	36

- VT (10:50 - 1st)** - Phillips 23 pass from Evans (Slye kick)
- LU (2:47 - 1st)** - Macon 2 run (Robert kick failed)
- VT (14:15 - 2nd)** - Slye 34 FG
- LU (12:40 - 2nd)** - Jalloh 71 fumble return (Robert kick)
- VT (3:31 - 2nd)** - Ford 5 pass from Evans (Slye kick)
- VT (:24 - 2nd)** - Hodges 18 pass from Evans (Slye kick)
- VT (12:50 - 3rd)** - Team safety
- VT (10:10 - 3rd)** - Hodges 20 pass from Evans (Slye kick)
- VT (8:46 - 4th)** - Slye 34 FG

TEAM STATS

	VT	LU
First downs	24	11
Rushing yds.	48-206	35-90
Passing yds.	252	70
Return yds.	83	0
Passes	25-41-0	9-27-3
Punts-avg.	5-39.0	8-40.0
Fumbles-lost	5-4	1-1
Penalties-yds.	4-33	13-75
Time of poss.	33:42	26:18

INDIVIDUAL STATS

Rushing — VT: Evans 5-46, McMillian 13-39, McCleave 8-27, Carroll 2-24, Rogers 7-23, McKenzie 4-22, Phillips 5-14, Motley 1-5, Hodges 1-4, Murphy 1-3, Team 1 (-11); LU: Mosley 9-47, Macon 12-34, Masha 9-13, Hickson 3-9, Calvert 1-1, Team 1 (-14).

Passing — VT: Evans 20-32-0 221, Motley 5-9-0 31; LU: Masha 9-25-2 70, Calvert 0-2-1 0.

Receiving — VT: Ford 11-117, Phillips 5-53, Hodges 3-42, McKenzie 2-11, Carroll 2-9, Murphy 1-12, Wilson 1-8; LU: Farrow 2-24, Parker 2-15, King 2-7, Shells 1-15, Couamin 1-6, Smith 1-3.



GAME TWO

VIRGINIA TECH	24
17 TENNESSEE	45

BRISTOL MOTOR SPEEDWAY • BRISTOL, TENN. • SEPT. 10, 2016 • ATT: 156,990

Virginia Tech got off to a great start in its game against the No. 17 Tennessee Volunteers, but turnovers and penalties turned out to be its undoing, as the Hokies fell to the Volunteers 45-24 on Saturday night at Bristol Motor Speedway.

The long-anticipated event drew a crowd of 156,990 fans and broke college football's single-game attendance record, surpassing the 115,109 fans who witnessed Michigan and Notre Dame at Michigan Stadium in 2013.

Tennessee quarterback Josh Dobbs threw three touchdown passes and rushed for two more, as the Volunteers rallied from a 14-0 deficit to knock off the Hokies in the first regular-season meeting between the two teams since 1937.

Virginia Tech (1-1) jumped out to a 14-0 lead in the first quarter on a 7-yard touchdown pass from quarterback Jerod Evans to Sam Rogers and a 69-yard touchdown run by tailback Travon McMillian. But an Evans fumble led to a 5-yard touchdown pass from Dobbs to Jauan Jennings early in the second quarter and that started a Volunteers' string of 31 unanswered points.

Dobbs completed 10 of 19 for 91 yards, with three touchdowns and an interception. He also ran for 106 yards.

McMillian paced the Hokies with 127 yards rushing and the score. Evans completed 20 of 28 for 208 yards and a touchdown.

OF NOTE

- Virginia Tech out-gained Tennessee (400-330), ran more plays (73-65) and had the time of possession advantage (31:44-28:16).
- Tech turned the ball over five times in the game and Tennessee scored 21 points off those turnovers. All five were fumbles. The Hokies have now lost nine fumbles on the season.
- The momentum of the game changed when a poor snap from center Kyle Chung threw off the timing of a handoff between Evans and C.J. Carroll early in the second quarter. Tennessee recovered at the Tech 5 and scored on the next play.
- The Hokies cut the Tennessee lead to 31-17 on a field goal by Joey Slye late in the third quarter, but three of their next four possessions ended in fumbles.
- The Hokies were penalized eight times for 101 yards.
- McMillian's touchdown run marked the longest run of his career. His 100-yard performance marked the fourth of his career.
- Shai McKenzie's 2-yard touchdown run in the fourth quarter marked the fourth of his career and his first since Sept. 27, 2014 against Western Michigan.

FUENTE QUOTES

"Well, obviously (the turnovers) reared its head in huge ways the first two ball games. We've got to do a better job. We've obviously got to do a better job either teaching or understanding or emphasizing ball security. We're inadequate to say the least right now. We'll look at it and come up with a plan, but what we're doing, what we've done in the past, hasn't been an issue. Obviously, we need to change or modify it in order to give ourselves a chance."

"At times, we lacked discipline out there, which is very disappointing. That falls on me."

SCORING

	1	2	3	4	F
Virginia Tech	14	0	3	7	24
Tennessee	0	24	7	14	45

- VT (4:32 - 1st)** - Rogers 7 pass from Evans (Slye kick)
- VT (2:48 - 1st)** - McMillian 69 run (Slye kick)
- UT (14:43 - 2nd)** - Jennings 5 pass from Dobbs (Medley kick)
- UT (9:42 - 2nd)** - Malone 38 pass from Dobbs (Medley kick)
- UT (5:30 - 2nd)** - Medley 34 FG
- UT (:39 - 2nd)** - Dobbs 5 run (Medley kick)
- UT (7:04 - 3rd)** - Kamara 23 pass from Dobbs (Medley kick)
- VT (3:41 - 3rd)** - Slye 34 FG
- UT (6:45 - 4th)** - Dobbs 27 run (Medley kick)
- UT (6:32 - 4th)** - Kelly 4 run (Medley kick)
- VT (3:28 - 4th)** - McKenzie 2 run (Slye kick)

TEAM STATS

	VT	UT
First downs	21	16
Rushing yds.	45-186	46-239
Passing yds.	208	91
Return yds.	104	16
Passes	20-28-0	10-19-1
Punts-avg.	5-34.4	6-42.5
Fumbles-lost	5-5	2-0
Penalties-yds.	8-95	6-60
Time of poss.	31:44	28:16

INDIVIDUAL STATS

Rushing — VT: McMillian 13-127, Hodges 4-22, McKenzie 5-21, Rogers 4-20, Evans 16-18, Carroll 1 (-1), Team 1 (-21); UT: Dobbs 14-106, Hurd 22-99, Fils-Aime 4-19, Kamara 3-9, Byrd 1-5, Kelly 1-4, Dowdy 1 (-3).

Passing — VT: Evans 20-28-0 208; UT: Dobbs 10-19-1 91.

Receiving — VT: Phillips 7-77, Ford 5-51, Rogers 3-47, Hodges 3-13, McKenzie 1-17, McMillian 1-3; UT: Kamara 3-25, Malone 2-46, Jennings 2-7, Croom 1-9, Smith 1-3, Hurd 1-1

2016 GAME BY GAME



GAME THREE	
BOSTON COLLEGE	0
VIRGINIA TECH	49

LANE STADIUM • BLACKSBURG, VA. • SEPT. 17, 2016 • ATT: 60,054

Virginia Tech quarterback Jerod Evans tied a school record with five touchdowns passes and the Hokies' defense recorded the team's first shutout since 2012, as the Hokies blanked Boston College 49-0 on Saturday in Tech's ACC opener.

Tech moved to 2-1 overall on the season and 1-0 in the ACC. The win marked the second consecutive for the Hokies over BC (1-2, 0-2 ACC) and the seventh in the past nine meetings. The shutout marked the first by Tech since it beat Bowling Green 37-0 in 2012. It marked the Hokies' first shutout of an ACC foe since 2011 when they won 38-0 at Virginia. The shutout marked Tech's first ACC shutout at home since it won 17-0 over UVA in 2006.

Virginia Tech's defense put forth a dominating effort, holding the Eagles to 124 yards. The Hokies forced a three-and-out on 10 BC possessions. Evans' five scoring tosses tied the mark held by former quarterback Bryan Randall, who threw five touchdown passes in Tech's 50-42 triple overtime loss at Syracuse in 2002. Offensively, the Hokies amassed 476 yards, including 223 on the ground. Marshawn Williams, playing in his first game since tearing his ACL in 2014, led the way with 81 yards.

Evans threw a 15-yard scoring pass to Travon McMillian on the Hokies' second possession to open the scoring and then added touchdown passes of 8 and 30 yards to Isaiah Ford. The latter came with 1:42 left in the first half and gave the Hokies a 21-0 lead, which they took into the locker room.

BIG PLAYS

- Greg Stroman's 29-yard punt return set up Ford's 30-yard touchdown reception. It marked Stroman's longest punt return of the season and the seventh of his career of 20 yards or more.
- Bucky Hodges hauled in two 17-yard receptions on the same possession in the second quarter and that led to the 8-yard touchdown pass to Ford.
- Evans' 36-yard pass to Cam Phillips on the Hokies' first possession of the second half led to the 7-yard touchdown pass from Evans to Cunningham.
- Leading 28-0 and facing a fourth-and-1 from the BC 20, Tech went for it and Evans gained 12 yards on a keeper leading to his TD pass to Sam Rogers for a 35-0 lead.
- Evans' 47-yard pass to Ford on Tech's final possession of the third quarter led to McMillian's 7-yard touchdown run and gave the Hokies a 42-0 lead.

FUENTE QUOTES

"I don't pay too much attention to (Evans') numbers. I pay more attention to the grade sheet in terms of our decisions on a play-by-play basis. He certainly made some good plays out there and missed a few. I will say this, the last three weeks, he has approached it with a great mindset. It is obviously important for him to play well. You can see that by his preparation. He is a good listener and tries to do what we ask him to do and sometimes he does it on a consistent basis."

"If we eliminate mistakes and stay healthy and do a great job of preparing and doing the things that good teams do, then we'll have that opportunity. My caution to our kids is that you have to do this every day. Do we have a chance to play well on Saturdays regardless of the opponent? Absolutely. That doesn't mean we'll win every game. But it's up to us to give ourselves that opportunity and we gave ourselves that opportunity this week, and in turn, we got some good results."

SCORING

	1	2	3	4	F
Boston College	0	0	0	0	0
Virginia Tech	14	7	21	7	49
VT (9:17 - 1st)	McMillian 15 pass from Evans (Slye kick)				
VT (1:15 - 1st)	Ford 8 pass from Evans (Slye kick)				
VT (1:42 - 2nd)	Ford 30 pass from Evans (Slye kick)				
VT (11:42 - 3rd)	Cunningham 7 pass from Evans (Slye kick)				
VT (7:15 - 3rd)	Rogers 4 pass from Evans (Slye kick)				
VT (2:25 - 3rd)	McMillian 7 run (Slye kick)				
VT (10:33 - 4th)	Motley 26 run (Slye kick)				

TEAM STATS

	VT	LU
First downs	25	6
Rushing yds.	50-223	28-44
Passing yds.	253	80
Return yds.	105	46
Passes	16-27-1	9-29-1
Punts-avg.	6-36.7	13-41.3
Fumbles-lost	0-0	1-1
Penalties-yds.	7-55	12-93
Time of poss.	35:15	24:45

INDIVIDUAL STATS

Rushing — VT: Williams 15-81, Evans 9-48, Motley 2-37, McMillian 12-36, Rogers 3-15, Reid 3-11, Click 2-1, Team 2 (-3), McKenzie 2 (-3); BC: Jones 5-17, Towles 5-17, Rouse 2-8, Wade 2-4, Hillman 10-2, Walker 1-0, Willis 3 (-4).

Passing — VT: Evans 16-23-1 253, Motley 0-3-0 0, Click 0-1-0 0; BC: Towles 9-28-1 80, Wade 0-1-0 0.

Receiving — VT: Ford 4-91, Hodges 4-48, Phillips 2-53, Carroll 2-39, McMillian 2-11, Cunningham 1-7, Rogers 1-4; BC: Sweeney 2-30, Garrison 2-14, Smith 2-14, Walker 1-13, Callinan 1-5, Jones 1-4.



GAME FOUR	
EAST CAROLINA	17
VIRGINIA TECH	54

LANE STADIUM • BLACKSBURG, VA. • SEPT. 24, 2016 • ATT: 63,712

Virginia Tech quarterback Jerod Evans threw three touchdown passes and ran for a score, and the Hokies made three big plays on special teams, as they scuttled the East Carolina Pirates 54-17 in a non-conference game Saturday afternoon.

The Hokies (3-1) scored on their final five possessions of the first half, including all four of their second-quarter possessions. They jumped out to a 38-0 halftime lead, overwhelming East Carolina (2-2) and snapping a two-game losing streak to the Pirates.

Evans completed 13 of 20 passes for a career-high 282 yards and rushed for a career-high 97 more. He entered the game having thrown an ACC-best 10 touchdown passes and has thrown just one interception on the season. He threw touchdown passes of 24 yards to Isaiah Ford, 13 yards to Travon McMillian and 45 yards to Cam Phillips.

Three of the big special teams plays came in the first half. Greg Stroman scored the Hokies' first touchdown on an 87-yard punt return in the first quarter, and a blocked field goal led to a touchdown pass from Evans to Ford. Phillips blocked a punt by East Carolina punter Worth Gregory in the second quarter, and the Hokies took advantage, scoring on a 13-yard pass from Evans to McMillian.

ECU quarterback Philip Nelson had 362 yards passing and two touchdown tosses to Jimmy Williams. The Pirates had 443 yards of offense, but committed the three special teams mistakes, fumbled once and were sacked six times..

OF NOTE

- Stroman's punt returned tied for the third-longest punt return in the modern era (post-1950) and the second career punt return for a touchdown.
- Stroman became just one of 10 Hokies since 1987 to score three or more touchdowns on defense or special teams in his career.
- Ford caught four passes for 117 yards and a TD. The touchdown reception marked the 21st of his career, leaving him one shy of Antonio Freeman's school record.
- Tech's two blocks marked the first time the Hokies had blocked two kicks in the same game since a win over Marshall on Sept. 21, 2013.
- The Hokies scored at least 49 points in back-to-back games for the first time since 1999 when they scored 58 against Rutgers and 62 against Syracuse.

FUENTE QUOTES

"I think our guys are learning how we want them to prepare. That doesn't guarantee that we'll jump out on everyone like that. I do think we have a good mindset and have a good plan. We've got intelligent players who can make adjustments when we need to. I see our team continuing to understand what we're shooting for, so to speak and how we want to play and how we want to prepare."

"I think he's pretty good. He's been judicious with the ball and he's going to the right place most of the time. He had a couple of balls that I wish he had given us a little better chance to catch today, but he made some plays. He made a big play with his feet in the second half. He's been pretty efficient."

SCORING

	1	2	3	4	F
East Carolina	0	0	14	3	17
Virginia Tech	14	24	9	7	54
VT (10:38 - 1st)	Stroman 87 punt return (Slye kick)				
VT (1:46 - 1st)	Williams 6 run (Slye kick)				
VT (10:31 - 2nd)	Ford 24 pass from Evans (Slye kick)				
VT (9:06 - 2nd)	McMillian 13 pass from Evans (Slye kick)				
VT (4:40 - 2nd)	Slye 20 FG				
VT (1:05 - 2nd)	Phillips 13 pass from Evans (Slye kick)				
ECU (14:49 - 3rd)	Williams 75 pass from Nelson (Verity kick)				
VT (4:51 - 3rd)	Team Safety				
VT (4:27 - 3rd)	Evans 55 run (Slye kick)				
ECU (3:17 - 3rd)	Williams 70 pass from Nelson (Verity kick)				
VT (12:21 - 4th)	Motley 1 run (Slye kick)				
ECU (6:32 - 4th)	Verity 27 FG				

TEAM STATS

	VT	ECU
First downs	18	16
Rushing yds.	45-167	35-81
Passing yds.	295	362
Return yds.	156	57
Passes	15-23-0	17-34-0
Punts-avg.	6-45.3	6-38.3
Fumbles-lost	0-0	1-1
Penalties-yds.	4-28	5-43
Time of poss.	30:03	29:57

INDIVIDUAL STATS

Rushing — VT: Evans 10-97, Rogers 9-29, Motley 5-26, McKenzie 4-11, McMillian 9-10, Williams 3-8, Ford 1-1, Team 4 (-15); ECU: Scott 14-69, Summers 10-34, Anderson 2-5, Team 1 (-1), Nelson 7 (-11), Gregory 1 (-15).

Passing — VT: Evans 13-20-0 282, Motley 2-2-0 13, Ford 0-1-0 0; ECU: Nelson 17-34-0 362.

Receiving — VT: Ford 4-117, Bradshaw 3-25, Hodges 2-47, Phillips 1-55, Cunningham 1-13, McMillian 1-13, Rogers 1-12, Deablo 1-8, Wilson 1-5; ECU: Jones 10-115, Williams 3-179, Johnson 2-44, Bishop 1-14, Scott 1-10.

2016 GAME BY GAME



GAME FIVE

25 VIRGINIA TECH 34
17 NORTH CAROLINA 3

KENAN MEMORIAL STADIUM • CHAPEL HILL, N.C. • OCT. 8, 2016 • ATT: 33,000

Playing in a downpour courtesy of Hurricane Matthew, Jerod Evans threw two touchdown passes and rushed for a score, and Virginia Tech's defense forced four turnovers, as the No. 25 Hokies rolled to a 34-3 victory over No. 17 North Carolina on Saturday in an ACC game played at Kenan Stadium.

The win marked Tech's first as a ranked team since 2014 when the Hokies beat Duke in Durham, North Carolina. Tech moved to 4-1 overall on the season, 2-0 in the ACC, and the Hokies also moved to 6-1 against the Tar Heels in games in Chapel Hill since they joined the ACC for the 2004-05 season.

North Carolina had its nine-game home winning streak snapped and fell to 4-2, 2-1 ACC. The Tar Heels failed to score a touchdown in a game for the first time since a 13-0 loss to NC State in Raleigh, North Carolina in 2011.

The four North Carolina turnovers led to 20 Virginia Tech points, and a dropped snap by North Carolina punter Tom Sheldon also led to a Tech touchdown.

North Carolina's first two turnovers led to field goals by Hokies' kicker Joey Slye. Arguably the biggest play in the game came on the Tar Heels' first possession of the second half when quarterback Mitch Trubisky fumbled, and Tech's Woody Baron recovered. That turnover led to a 22-yard touchdown pass from Evans to Sam Rogers that gave the Hokies a 20-3 lead.

Trubisky, who came into the game leading the nation in completion percentage (76.0) and ninth in passing yards per game (342.2), completed just 13 of 33 for 58 yards, with two interceptions.

Evans completed 7 of 17 for 75 yards. He also rushed for 49 yards on a career-high 21 carries. Tailback Travon McMillian rushed for 76 yards, as the Hokies amassed 189 of their 264 total yards on the ground.

BIG PLAYS

- Andrew Motuapuaka's second career INT led to the Hokies' final TD, which came on a 4-yard run by McMillian, his third of the season and the 10th of his career.
- Sheldon dropped a snap early in the third quarter, and Tech's Cam Phillips tackled him at the UNC 4. Tech later went for it on fourth down, and Evans scored on a 1-yard run – his second rushing touchdown of the season.
- Greg Stroman's third interception of the season came in the first quarter at the North Carolina 20 and led to a 35-yard field goal by Joey Slye for the Hokies' first score. The interception marked the fifth of Stroman's career.
- Slye's second FG also came about because of a North Carolina turnover. Tech's Brandon Facyson stripped Khristian Francis of the ball, and the Hokies' Terrell Edmunds recovered at the North Carolina 39. That turnover led to a 28-yard field goal by Slye.
- Tech led 6-3 late in the first half before Evans found Bucky Hodges for a 28-yard gain to the North Carolina 1. That marked Hodges' first – and only – reception of the game and led to Evans' touchdown pass to Cunningham.

FUENTE QUOTE

"I'm awfully proud of our guys in all phases of the game to come in here and pull off the victory. Obviously, it wasn't perfect, but it was a great team effort. We beat a very talented, very well coached, very tough North Carolina team that we have a tremendous amount of respect for. The on thing I will say about the weather is at least you knew that it was going to be something like this leading up to it. I don't know if there is anything schematically that you can do, but at least emotionally we were prepared for whatever Mother Nature threw at us."

SCORING

	1	2	3	4	F
Virginia Tech	6	7	14	7	34
North Carolina	0	3	0	0	3

- VT (9:33 - 1st)** - Slye 35 FG
- VT (5:23 - 1st)** - Slye 28 FG
- NC (10:59 - 2nd)** - Weiler 28 FG
- VT (1:50 - 2nd)** - Cunningham 1 pass from Evans (Slye kick)
- VT (12:43 - 3rd)** - Rogers 22 pass from Evans (Slye kick)
- VT (10:13 - 3rd)** - Evans 1 run (Slye kick)
- VT (6:13 - 4th)** - McMillian 7 run (Slye kick)

TEAM STATS

	VT	NC
First downs	18	8
Rushing yds.	66-189	29-73
Passing yds.	75	58
Return yds.	25	39
Passes	7-17-0	13-33-2
Punts-avg.	5-37.6	6-45.7
Fumbles-lost	7-2	3-2
Penalties-yds.	5-29	8-49
Time of poss.	39:59	20:01

INDIVIDUAL STATS

Rushing — VT: McMillian 17-76, Evans 21-49, Williams 10-30, McKenzie 5-25, Phillips 4-22, Carroll 1-10, Rogers 1-1, Ludwig 1-(-11), Team 6 (-13); NC: Logan 14-67, Francis 3-26, Brown 3-0, Trubisky 8-(-2), Sheldon 1-(-18).

Passing — VT: Evans 7-17-0 75; NC: Trubisky 13-33-2 58.

Receiving — VT: Phillips 2-20, McMillian 2-4, Hodges 1-28, Rogers 1-22, Cunningham 1-1; NC: Logan 6-30, Hollins 2-8, Switzer 2-2, Howard 1-12, Proehl 1-7, Bargas 1-(-1).



GAME SIX

17 VIRGINIA TECH 17
SYRACUSE 31

CARRIER DOME • SYRACUSE, N.Y. • OCT. 15, 2016 • ATT: 33,838

Virginia Tech quarterback Jerod Evans threw for a career-best 307 yards, but it wasn't enough as the No. 17 Hokies fell 31-17 to Syracuse in an ACC game.

With the loss, the Hokies fell to 4-2 overall, 2-1 in the ACC. Tech is now 2-7 at the Carrier Dome. Syracuse moved to 3-4 overall, 1-2 in the ACC.

"First of all, congratulations to Coach [Dino] Babers and his kids," Virginia Tech coach Justin Fuente said. "They played really, really well today. They beat us in all three phases of the game. That falls on me, and we obviously didn't play as well as we should have. That's obviously my responsibility."

The Hokies trailed for much of the game, but tied it early in the fourth quarter on a 10-yard touchdown pass from Evans to receiver Bucky Hodges. The touchdown cut the lead to 17-15, but the Hokies went for two points and converted when Evans found Chris Cunningham for the two, tying the game at 17 with 13:53 remaining.

But Syracuse scored touchdowns on back-to-back possessions to seal the win. Quarterback Eric Dungey's 1-yard run with 7:56 remaining gave the Orangemen a 24-17 lead, and less than three minutes later, Deontae Strickland's 16-yard touchdown run pushed the lead to 31-17.

The game featured more than 1,000 yards of total offense. Unfortunately for the Hokies, Syracuse racked up 561 yards, with Dungey throwing for 311 yards and running for 106. He also threw for a touchdown and ran for one.

Evans completed 20 of 33, with two touchdown passes and one interception, as the Hokies finished with 468 total yards.

BIG PLAYS

- Virginia Tech appeared to cut the game to 14-10 following a 17-yard TD run by Jerod Evans on fourth-and-1 from the Syracuse 17. The officials, though, called a holding penalty on the play, negating the TD, and Slye missed a 45-yard FGA.
- Tech's impressive drive to start the second half was highlighted by a 21-yard pass from Evans to receiver Cam Phillips that gave the Hokies a first down at the Syracuse 12. On the next play, Evans found Ford for the score.
- Evans threw a ball short of Hodges on the first play of the fourth quarter, but Hodges adjusted on it and came up with it for a 27-yard gain to the Syracuse 25. That ultimately led to Evans' 10-yard touchdown pass to Hodges.
- On Syracuse's next drive, it marched into Tech territory and faced a fourth-and-2 from the Tech 37. The Orangemen went for it, and Dungey found Ervin Phillips for a 5-yard gain that gave them the first down. Syracuse went on to score what would be the winning touchdown moments later on Dungey's 1-yard run with 7:56 left.

GAME NOTES

- Evans tied his career high for completions and set a career high for attempts.
- Ford recorded his 22nd career touchdown reception when he hauled in the 12-yard score from Evans. With that reception, he tied former Tech receiver Antonio Freeman for the school record in career touchdown receptions.
- Hodges' touchdown reception marked the 16th of his career. He is now tied for sixth on the all-time list with former receiver Josh Morgan (2004-07).
- Right tackle Jonathan McLaughlin started his 41st career game.
- Defensive end Ken Ekanem started his 32nd consecutive game – the longest such streak on the squad.

SCORING

	1	2	3	4	F
Virginia Tech	3	0	6	8	17
Syracuse	7	10	0	14	31

- SYR (13:11 - 1st)** - Phillips 58 pass from Dungey (Murphy kick)
- VT (6:13 - 1st)** - Slye 36 FG
- SYR (14:49 - 2nd)** - Estime 84 pass from Strickland (Murphy kick)
- SYR (0:44 - 2nd)** - Murphy 51 FG
- VT (11:19 - 3rd)** - Ford 12 pass from Evans (Slye kick blocked)
- VT (13:53 - 4th)** - Hodges 10 pass from Evans (Cunningham from Evans)
- SYR (7:56 - 4th)** - Dungey 1 run (Murphy kick)
- SYR (5:23 - 4th)** - Strickland 16 run (Murphy kick)

TEAM STATS

	VT	SYR
First downs	21	32
Rushing yds.	39-161	45-156
Passing yds.	307	405
Return yds.	118	41
Passes	20-33-1	30-55-1
Punts-avg.	5-41.6	3-48.7
Fumbles-lost	1-1	1-0
Penalties-yds.	7-53	8-55
Time of poss.	26:35	33:25

INDIVIDUAL STATS

Rushing — VT: Evans 11-61, McMillian 9-39, Williams 5-23, Rogers 8-21, Phillips 2-9, Hodges 1-6, Carroll 3-2; SYR: Dungey 24-106, Strickland 16-69, Neal 2-0, Team 2-(-9), Phillips 1-(-10).

Passing — VT: Evans 20-33-1 307; SYR: Dungey 28-53-1 311, Strickland 1-1-0 84, Phillips 1-1-0 10.

Receiving — VT: Ford 8-83, Hodges 5-79, Phillips 3-83, Carroll 2-33, Peoples 1-27, Williams 1-2; SYR: Phillips 11-139, Estime 8-131, Ishmael 6-81, Etta-Towa 5-54.



MIAMI

16

VIRGINIA TECH

37

LANE STADIUM • BLACKSBURG, VA. • OCT. 20, 2016 • ATT: 63,507

Paced by quarterback Jerod Evans' 259 yards passing, Travon McMillian's 131 yards rushing and a defense that recorded a season-high eight sacks, Virginia Tech rolled to a 37-16 victory over Miami in an ACC game played Thursday night.

Joey Slye added three field goals for the Hokies, who moved to 5-2 overall, 3-1 in the ACC. Tech snapped a two-game losing streak to Miami, which fell to 4-3 overall, 1-3 in league action.

Despite playing without starting defensive linemen Ken Ekanem and Nigel Williams, the Hokies' defense played one of its most productive games of the season, holding Miami to 42 yards rushing in addition to getting the eight sacks. Miami quarterback Brad Kaaya threw for 323 yards, but was sacked the eight times.

The Hokies led 16-9 at halftime thanks to three field goals from Slye and a touchdown pass from Evans to Bucky Hodges. Tech then broke things open with two touchdowns in the third quarter, scoring on a 12-yard pass from Evans to Hodges and a 13-yard touchdown strike from running back Sam Rogers to fullback Steven Peoples. The latter gave the Hokies a 30-16 lead with 4:01 left in the third.

McMillian rushed a season-high 18 times and finished with the second-most rushing yards in his career. The game marked his second 100-yard performance of the season (Tennessee) and was the biggest chunk of an evening in which Tech rushed for a season-high 251 yards.

Evans, who sealed the game with a 34-yard, fourth-quarter touchdown run, completed 21 of 33, with two touchdowns and no interceptions, and he also rushed for 98 yards. The Hokies finished with 523 yards of offense.

BIG PLAYS

- Sam Rogers' career-long 52-yard reception in the second quarter set up Hodges' 7-yard touchdown reception. The touchdown was the only one of the half for the Hokies, and Rogers' reception broke his previous career long of 51 yards, which came last season against Ohio State.
- Tech faced third-and-7 from the Miami 38 late in the first half when Evans found Isaiah Ford for a 9-yard gain to the Miami 29. The drive stalled after that, but the play led to a 38-yard field goal by Slye to give the Hokies a 16-3 lead.
- Miami cut the Tech lead to 23-16 midway through the third quarter, but the Hokies answered with a 75-yard drive. An 11-yard pass from Evans to Hodges on third-and-9 kept the drive going and ultimately led to a 13-yard touchdown pass from Sam Rogers to Steven Peoples that gave the Hokies a 30-16 lead.
- Miami's best chance in the fourth ended at the Tech 25. The Canes faced a third-and-14, and Tech's Trevon Hill sacked Kaaya on the play for a 6-yard loss. Kaaya's pass on fourth down fell incomplete, giving the Hokies the ball with 5:51 to go.

FUENTE QUOTE

"We didn't have time to dwell on what happened last week, as much as we didn't like it. We had to pour all of our focus into the game because it was coming quickly. I felt good about our plan and the way we practiced heading into the game. I felt confident in our ability to attack the short week. I think our kids sensed that and accepted the plan in terms of what we were going to do offensively and defensively – and went out and executed it very well."

SCORING

	1	2	3	4	F
Miami	3	6	7	0	- 16
Virginia Tech	3	13	14	7	- 37

- VT (10:45 - 1st)** - Slye 47 FG
UM (1:42 - 1st) - Badgley 29 FG
VT (8:35 - 2nd) - Slye 27 FG
VT (5:51 - 2nd) - Hodges 7 pass from Evans (Slye kick)
VT (1:28 - 2nd) - Slye 38 FG
UM (:19 - 2nd) - Berrios 25 pass from Kaaya (Badgley kick)
VT (10:01 - 3rd) - Hodges 12 pass from Evans (Slye kick)
UM (7:57 - 3rd) - Herndon 35 pass from Kaaya (Badgley kick)
VT (4:01 - 3rd) - Peoples 13 pass from Rogers (Slye kick)
VT (2:45 - 4th) - Evans 34 run (Slye kick)

TEAM STATS

	VT	UM
First downs	28	15
Rushing yds.	44-251	29-42
Passing yds.	272	323
Return yds.	5	0
Passes	22-34-0	23-38-1
Punts-avg.	5-47.6	8-42.1
Fumbles-lost	0-0	1-0
Penalties-yds.	2-25	6-62
Time of poss.	30:32	29:28

INDIVIDUAL STATS

Rushing — VT: McMillian 18-131, Evans 13-98, Williams 6-28, Carroll 1-9, Rogers 1-0, Phillips 1-(-1), Team 3-(-11), Ford 1-(-11); UM: Yearby 9-59, Walton 11-38, Kaaya 9-(-55).

Passing — VT: Evans 21-33-0 259, Rogers 1-1-0 13; UM: Kaaya 23-38-1 323.

Receiving — VT: Hodges 7-66, Phillips 7-64, Ford 4-46, Rogers 2-72, Peoples 1-13, Cunningham 1-11; UM: Coley 5-49, Herndon 4-53, Richards 3-78, Njoku 3-69, Walton 3-11, Berrios 2-25, Lewis 2-25, Harris 1-13.

THE LAST TIME

TEAM

Scored 90+ points	99, vs. Emory & Henry, 1919
Scored 80-89 points	86, vs. Roanoke College, 1905
Scored 70-79 points	77, vs. Akron, 1995
Scored 60-69 points	66, vs. Appalachian State, 2011
Scored 50-59 points	54, vs. East Carolina, 2016
Scored 40-49 points	49, vs. Boston College, 2016
Back-to-back 40+ games	vs. BC (49), vs. ECU (54), 2016
Three straight 40+ games	at NCSU (41), vs. CMU (45), vs. WF (52), 2010
Four straight 40+ games	NCSU (41), CMU (45), WF (52), Duke (44), 2010
Rushed for 500+ yards	500, at Pittsburgh, 1993
Rushed for 400-499 yards	444, vs. Marshall, 2009
Rushed for 300-399 yards	308, vs. Western Michigan, 2014
Rushed for 200-299 yards	251, vs. Miami, 2016
Passed for 500+ yards	504, at Syracuse, 2002
Passed for 400-499 yards	408, at Wake Forest, 1972
Passed for 300-399 yards	307 at Syracuse, 2016
Passed for 200-299 yards	272, vs. Miami, 2016
Rushed/Passed for 200+ yards	vs. Miami 2016
	251 rush, 272 pass
Had 600+ yards in total offense	605, vs. Wake Forest, 2010
Had 500-599 yards in total offense	523, vs. Miami, 2016
Scored on first offensive play	vs. Appalachian State, 2011
	David Wilson 20-yard run
Won on final offensive play	vs. Virginia, 2012
	Cody Journell 29 yd FG
Lost on final offensive play	North Carolina, 2015
	Quinshad Davis 5-yd pass from Marquise Williams (OT)
Won in overtime	29-21, vs. Marshall, 2013
Lost in overtime	30-27 (OT), vs. North Carolina, 2015
Recorded a safety	vs. East Carolina, 2016
Recorded two defensive TDs	at Boston College, 2008
Zero punts in a game	vs. James Madison, 2010
Zero sacks allowed in a game	vs. East Carolina, 2016
Recorded a shutout	vs. Boston College, 2016
Held opp. to 0 yards or less rushing	-15, vs. Florida State, 2012
Blocked two kicks in a game	vs. East Carolina, 2016
Scored special teams TD	vs. East Carolina, 2016
Scored defensive & special teams TD	at Purdue, 2015
Played an overtime game	vs. Duke [4 OT], 2015

INDIVIDUAL

Rushed for 200+ yards	253, Darren Evans, vs. Maryland, 2008
Rushed for 150-199 yards	157, J.C. Coleman, vs. Cincinnati, 2014
Two players rushed for 100 yards	NC State, 2010
	(Darren Evans, 160 yds. & Tyrod Taylor, 121 yds.)
Three players rushed for 100 yards	at South Carolina, 1974
	Phil Rogers (120), Roscoe Coles (111) & George Heath (104)
Had 40+ carries	42, Cyrus Lawrence, vs. Memphis St., 1981
Had 30-39 carries	33, Travon McMillian, at Boston College, 2015
Had 20-29 carries	21, Travon McMillian, North Carolina, 2015
Had two players with 20+ carries	Logan Thomas (23) & Trey Edmunds (22) vs. Marshall, 2013
Rushed for 6 TDs	Tommy Francisco, vs. VMI, 1966
Rushed for 5 TDs	Lee Suggs, at UCF, 2000
Rushed for 4 TDs	Trey Edmunds, at Miami, 2013
Rushed for 3 TDs	David Wilson, vs. Appalachian State, 2011
Rushed for 2 TDs	Travon McMillian, vs. Tulsa, 2015
Passed for 500+ yards	504, Bryan Randall, at Syracuse, 2002
Passed for 300-499 yards	344, Michael Brewer, vs. Tulsa, 2015
Passed for 200-299 yards	259, Jerod Evans, vs. Miami, 2016
Two QBs each pass for 100+ yards	vs. Appalachian State, 2011
	(Logan Thomas, 149 yds. & Mark Leal, 113 yds.)

Passed for 5 TDs	Jerod Evans, vs. Boston College, 2016
Passed for 4 TDs	Jerod Evans, vs. Liberty, 2016
Passed for 3 TDs	Jerod Evans, vs. East Carolina, 2016
Passed for 2 TDs	Jerod Evans, vs. Miami, 2016
Two QBs with 2 TD passes apiece	Logan Thomas and Mark Leal vs. Appalachian State, 2011
Had 50+ pass attempts	56, Michael Brewer, vs. East Carolina, 2014
Had 40-49 pass attempts	45, Michael Brewer, vs. Duke (4 OT), 2015
Had 30-39 pass attempts	33, Jerod Evans, Miami, 2016
Had 20-29 pass attempts	20, Jerod Evans vs. East Carolina, 2016
Had 30+ pass completions	31, Michael Brewer, vs. Boston College, 2014
Had 20-29 pass comps	21, Jerod Evans, Miami, 2016
QB rush/pass for 100 yards	Logan Thomas, at Miami, 2012
	(124 rush, 199 pass)
Had 10+ receptions	11, Isaiah Ford, vs. Liberty, 2016
Had 250+ yards receiving	279, Ernest Wilford, at Syracuse, 2002
Had 200-249 yards receiving	227, Isaiah Ford, vs. Tulsa, 2015
Had 100+ yards receiving	117, Isaiah Ford, vs. East Carolina, 2016
Two players with 100+ receiving	at Miami, 2013
	Joshua Stanford (107) & Willie Byrn (103)
Had 4 TD receptions	Ernest Wilford at Syracuse, 2002
Had 3 TD receptions	Bucky Hodges, vs. Duke (4 OT), 2015
Had 2 TD receptions	Isaiah Ford, vs. Boston College, 2016
Intercepted 3 passes	Kendall Fuller, vs. Duke, 2013
Intercepted 2 passes	Greg Stroman, vs. Liberty, 2016
Returned a KO for TD	Demitri Knowles, at North Carolina, 2012
Returned punt for TD	Greg Stroman, vs. East Carolina, 2016
Returned an INT for TD	Andrew Motuapuaka, vs. Furman, 2015
Returned a fumble for TD	Andrew Motuapuaka at Boston College, 2015
Returned blocked punt for TD	Adonis Alexander, at Purdue, 2015
Returned blocked FG for TD	D.J. Parker, vs. Georgia Tech, 2005
Returned blocked PAT for 2 pts	Stephan Virgil, vs. East Carolina, 2008
Blocked an extra point	Dadi Nicolas, vs. Miami, 2014
Blocked a FG	????, vs. Syracuse, 2016
Blocked a punt	Cam Phillips, vs. East Carolina, 2016
Scored a def. and special teams TD in a game	DeAngelo Hall vs. Arkansas St., 2002 (49-yd. INT & 69-yd. PR)
Returned two punts for TDs	DeAngelo Hall vs. Syracuse, 2003 (58 & 60 yds.)
Successful 2-point conversion	vs. Duke (4 OT), 2015
	Travon McMillian, rush
Made 6 FGs	Mickey Thomas, vs. Vanderbilt, 1989
Made 5 FGs	Chris Kinzer, vs. Vanderbilt, 1986
Made 4 FGs	Joey Slye, at Boston College, 2015
Made 3 FGs	Joey Slye, vs. Miami, 2016
Kicked a 60+ FG	61, Wayne Latimer, vs. Florida State, 1975
Kicked a 50-59 FG	56, Cody Journell, at Boston College, 2013
Kicked a 40-49 FG	47, Joey Slye, vs. Miami, 2016
Kicked two 40+ yards FGs in one game	Joey Slye, at Virginia, 2015
Kicked a 70+ punt	75, Michael Branthover, at Duke, 2011
Kicked a 60-69 punt	61, Mitchell Ludwig, vs. Miami, 2016



THE LAST TIME – OPPONENT

TEAM

Scored 70+ points	77, Alabama, 1973
Scored 60-69 points	66, Washington & Lee, 1951
Scored 50-59 points	52, Tulsa, 2015
Scored 40-49 points	45, Tennessee, 2016

Rushed for 500+ yards	748, Alabama, 1973
Rushed for 400-499 yards	461, Alabama, 1972
Rushed for 300-399 yards	360, No. 1 Ohio State, 2015
Rushed for 200-299 yards	268, vs Tennessee, 2016
Had 50-99 yards rushing	73, North Carolina, 2016
Had FEWER than 50 yards rushing	42, Miami, 2016

Passed for 500+ yards	NEVER
Passed for 400-499 yards	450, Syracuse, 2016
Passed for 350-399 yards	362, East Carolina, 2016
Had 50-99 yards passing	58, North Carolina, 2016
Had FEWER than 50 yards passing	20, Duke, 2008

Had 800+ yards in total offense	833, Alabama, 1973
Had 700-799 yards in total offense	NEVER
Had 600-699 yards in total offense	604, Syracuse, 2002
Had 500-599 yards in total offense	563, vs. Tulsa, 2015

Recorded a safety	Boston College [2], 2008
Recorded a defensive TD	Georgia Tech, 2015
Shut out Tech	Cincinnati, 1995
Blocked two kicks in a game	Duke, 2006
Scored a special teams TD	Alabama, 2013
Scored defensive & special teams TD	Alabama, 2013

INDIVIDUAL

Rushed for 200+ yards	249, Duke Johnson, Miami, 2014
Rushed for 150-199 yards	169, James Summers, East Carolina, 2015
Rushed for 100-149 yards	106, Eric Dungey, Syracuse, 2016
Two players rushed for 100 yards	Miami, 2014
	Duke Johnson (249) & Gus Edwards (115)
Three players rushed for 100 yards	NEVER
Had 40+ carries	44, Paul Palmer, Temple, 1986
Had 35-39 carries	38, Derrick Knight, Boston College, 2003
Rushed for 6 TDs	Willis McGahee, Miami, 2002
Rushed for 5 TDs	NEVER
Rushed for 4 TDs	Chris Brantley, Rutgers, 1992
Rushed for 3 TDs	Tevin Washington, Georgia Tech, 2011
Rushed for 2 TDs	Josh Dobbs, Tennessee, 2016

Passed for 500+ yards	NEVER
Passed for 400-499 yards	427, Shane Carden, East Carolina, 2014
Passed for 300-399 yards	323, Brad Kaaya, Miami, 2016
Passed for 5 TDs	NEVER
Passed for 4 TDs	Thomas Sirk, Duke (4 OT), 2011
Passed for 3 TDs	Josh Dobbs, Tennessee, 2016
Had 50+ pass attempts	53, Eric Dungey, Syracuse, 2016
Had 40-49 pass attempts	44, Dane Evans, Tulsa, 2015
Had 30-39 pass attempts	38, Brad Kaaya, Miami, 2016
Had 30+ pass completions	30, Dominique Davis, East Carolina, 2010
Had 20-29 pass comps	23, Brad Kaaya, Miami, 2016
QB rush/pass for 100 yards	Eric Dungey, Syracuse, 2016
	311 yds passing, 109 yds rushing

Had 11+ receptions	11, Ervin Phillips, Syracuse, 2016
Had 250+ yards receiving	NEVER

Had 200-249 yards receiving	224, Cam Worthy, East Carolina, 2014
Had 100+ yards receiving	179, Jimmy Williams, East Carolina, 2016
Two players w/100+ yards receiving	Syracuse, 2016
	Ervin Phillips, 139 & Brisley Estime, 131
Had 4 TD receptions	Chris Brantley, Rutgers, 1992
Had 3 TD receptions	Coby Fleener, Stanford, 2011
Had 2 TD receptions	Jimmy Williams, East Carolina, 2016
Intercepted 3 passes	Aaron Beasley, West Virginia, 1994
Intercepted 2 passes	Arti Burns, Miami, 2015

Returned a KO for TD	Christion Jones, Alabama, 2013
Returned punt for TD	William Likely, Maryland, 2013
Returned an INT for TD	David Dean, Virginia, 2014
Returned/recovered a fumble for TD	Alpha Jalloh, Liberty, 2016
Returned blocked punt for TD	T.J. Lee, East Carolina, 2008
Returned blocked FG for TD	NEVER
Returned blocked PAT for 2 pts	Nigel Bradham, Florida State, 2010
Blocked an extra point	Richard Ash, Western Michigan, 2014
Blocked a FG	??, Miami, 2016
Blocked a punt	Gabriel Terry, Miami, 2012
2-point conversion	Florida State, 2012
	Nick O'Leary pass from E.J. Manuel

Made 6 FGs	NEVER
Made 5 FGs	Alex Henery, Nebraska, 2009
Made 4 FGs	Will Snyderwine, Duke, 2009
Made 3 FGs	Ross Martin, Duke (4 OT), 2015
Kicked a 60+ FG	NEVER
Kicked a 50-59 FG	51, Cole Murphy, Syracuse, 2016
Kicked two 50+ FGs	51 & 53, Ross Martin, Duke, 2013
Kicked a 40-49 FG	42 & 42, Ian Frye, Virginia, 2015

Kicked a 70+ punt	76, Alex Henery, Nebraska, 2009
Kicked a 60-69 punt	62, Worth Gregory, East Carolina, 2016

TURNOVERS

THE LAST TIME TECH...

Lost two fumbles	at North Carolina, 2016
Lost three fumbles	vs. Miami, 2014
Lost four fumbles	vs. Liberty, 2016
Lost five or more fumbles	5, vs. Tennessee, 2016

Threw three interceptions	at Miami, Brenden Motley, 2015
Threw four interceptions	vs. Duke, 2013
Threw five interceptions	vs. Virginia, 1994
Threw six or more interceptions	7, vs. Florida St., 1959

THE LAST TIME AN OPPONENT...

Lost two fumbles	North Carolina, 2016
Lost three fumbles	North Carolina (OT), 2015
Lost four fumbles	Arkansas St., 2002
Lost five or more fumbles	5, Clemson, 1985

Threw three interceptions	Ohio State, 2014
Threw four interceptions	Duke, 2013
Threw five interceptions	Georgia Tech, 2007
Threw six or more interceptions	6, Rutgers, 1998

VIRGINIA TECH FOOTBALL
2016 SEASON - AS OF OCTOBER 21

RECORD	OVERALL	HOME	AWAY	NEUTRAL
ALL GAMES	5-2	4-0	1-1	0-1
CONFERENCE	3-1	2-0	1-1	0-0
NON-CONFERENCE	2-1	2-0	0-0	0-1

DATE	OPPONENT	LOCATION	TV	SCORE	ATTEND
Sep 03, 2016	Liberty	Blacksburg, Va.	ACC NETWORK	W 36-16	62,234
! Sep 10, 2016	vs. (17/14) Tennessee	Bristol Motor Speedway	ABC	L 24-45	156,990
* Sep 17, 2016	Boston College	Blacksburg, Va.	ESPNU	W 49-0	60,054
Sep 24, 2016	East Carolina	Blacksburg, Va.	ACC NETWORK	W 54-17	63,712
* Oct 08, 2016	at (17/16) North Carolina	Chapel Hill, N.C.	ABC/ESPN2	W 34-3	33,000
* Oct 15, 2016	at Syracuse	Syracuse, N.Y.	ESPNU	L 17-31	33,838
* Oct 20, 2016	Miami	Blacksburg, Va.	ESPN	W 37-16	63,507
* Oct 27, 2016	at Pittsburgh	Pittsburgh, Pa.	ESPN	7:00 PM	
* Nov 05, 2016	at Duke	Durham, N.C.		TBA	
* Nov 12, 2016	Georgia Tech	Blacksburg, Va.		TBA	
Nov 19, 2016	at Notre Dame	Notre Dame, Ind.	NBC	3:30 PM	
* Nov 26, 2016	Virginia	Blacksburg, Va.		TBA	
% Dec 03, 2016	Atlantic vs. Coastal	Camping World Stadium		TBA	
* - Atlantic Coast Conference Game		Rankings: (AP/Coaches)			
! - Battle at Bristol (Bristol, Tenn.)					
% - ACC Championship (Orlando, Fla.)					

RUSHING	GP	ATT	GAIN	LOSS	NET	AVG	TD	LONG	AVG/G
Travon McMillian	7	92	485	27	458	5.0	3	69	65.4
Jerod Evans	7	85	504	87	417	4.9	3	55	59.6
Marshawn Williams	5	39	172	2	170	4.4	1	19	34.0
Sam Rogers	7	33	110	1	109	3.3	0	9	15.6
Shai McKenzie	6	20	82	6	76	3.8	1	9	12.7
Brenden Motley	5	8	68	0	68	8.5	2	26	13.6
C.J. Carroll	7	8	48	4	44	5.5	0	16	6.3
Cam Phillips	7	12	45	1	44	3.7	0	9	6.3
Bucky Hodges	7	6	32	0	32	5.3	0	7	4.6
Deshawn McCleese	1	8	28	1	27	3.4	0	7	27.0
D.J. Reid	4	3	11	0	11	3.7	0	5	2.8
Henri Murphy	6	1	3	0	3	3.0	0	3	0.5
Jack Click	1	2	2	1	1	0.5	0	2	1.0
Isaiah Ford	7	2	1	11	-10	-5.0	0	1	-1.4
Mitchell Ludwig	7	1	0	11	-11	-11.0	0	0	-1.6
TEAM	6	17	0	56	-56	-3.3	0	0	-9.3
TOTAL	7	337	1591	208	1383	4.1	10	69	197.6
OPPONENTS	7	247	993	268	725	2.9	6	41	103.6

PASSING	GP	EFFIC	ATT-CMP-INT	PCT	YDS	TD	LONG	AVG/G
Jerod Evans	7	166.95	117-186-2	62.9	1605	19	55	229.3
Brenden Motley	5	76.40	7-14-0	50.0	44	0	12	8.8
Sam Rogers	7	539.20	1-1-0	100.0	13	1	13	1.9
Isaiah Ford	7	0.00	0-1-0	0.0	0	0	0	0.0
Jack Click	1	0.00	0-1-0	0.0	0	0	0	0.0
TOTAL	7	160.89	125-203-2	61.6	1662	20	55	237.4
OPPONENTS	7	101.86	111-235-9	47.2	1389	9	84	198.4

RECEIVING	GP	NO.	YDS	AVG	TD	LONG	AVG/G
Isaiah Ford	7	36	505	14.0	5	47	72.1
Cam Phillips	7	27	405	15.0	2	55	57.9
Bucky Hodges	7	25	323	12.9	5	35	46.1
Sam Rogers	7	8	157	19.6	3	52	22.4
C.J. Carroll	7	6	81	13.5	0	29	11.6
Travon McMillian	7	6	31	5.2	2	15	4.4
Chris Cunningham	7	4	32	8.0	2	13	4.6
Shai McKenzie	6	3	28	9.3	0	17	4.7
Jaylen Bradshaw	7	3	25	8.3	0	10	3.6
Steven Peoples	7	2	40	20.0	1	27	5.7
Devin Wilson	5	2	13	6.5	0	8	2.6
Henri Murphy	6	1	12	12.0	0	12	2.0
Divine Deablo	7	1	8	8.0	0	8	1.1
Marshawn Williams	5	1	2	2.0	0	2	0.4
TOTAL	7	125	1662	13.3	20	55	237.4
OPPONENTS	7	111	1389	12.5	9	84	198.4

TEAM STATISTICS	HOKIES	OPPONENT
SCORING	251	125
Points Per Game	35.9	17.9
Points Off Turnovers	34	37
FIRST DOWNS	155	104
Rushing	62	38
Passing	80	56
Penalty	13	10
RUSHING YARDAGE	1383	725
Yards gained rushing	1591	993
Yards lost rushing	208	268
Rushing Attempts	337	247
Average Per Rush	4.1	2.9
Average Per Game	197.6	103.6
TDs Rushing	10	6
PASSING YARDAGE	1662	1389
Comp-Att-Int	125-203-2	111-235-9
Average Per Pass	8.2	5.9
Average Per Catch	13.3	12.5
Average Per Game	237.4	198.4
TDs Passing	20	9
TOTAL OFFENSE	3045	2114
Total Plays	540	482
Average Per Play	5.6	4.4
Average Per Game	435.0	302.0
KICK RETURNS: #-Yards	17-380	8-167
PUNT RETURNS: #-Yards	24-210	7-30
INT RETURNS: #-Yards	9-18	2-19
KICK RETURN AVERAGE	22.4	20.9
PUNT RETURN AVERAGE	8.8	4.3
INT RETURN AVERAGE	2.0	9.5
FUMBLES-LOST	18-12	10-5
PENALTIES-Yards	37-318	58-437
Average Per Game	45.4	62.4
PUNTS-Yards	37-1493	50-2099
Average Per Punt	40.4	42.0
Net punt average	38.5	36.6
KICKOFFS-Yards	48-3134	30-1911
Average Per Kick	65.3	63.7
Net kick average	41.0	41.0
TIME OF POSSESSION/Game	32:33	27:27
3RD-DOWN Conversions	44/107	27/109
3rd-Down Pct	41%	25%
4TH-DOWN Conversions	3/7	5/16
4th-Down Pct	43%	31%
SACKS BY-Yards	20-127	11-65
MISC YARDS	24	0
TOUCHDOWNS SCORED	31	16
FIELD GOALS-ATTEMPTS	10-14	5-9
ON-SIDE KICKS	0-0	0-0
RED-ZONE SCORES	(29-34) 85%	(11-16) 69%
RED-ZONE TOUCHDOWNS	(21-34) 62%	(7-16) 44%
PAT-ATTEMPTS	(29-30) 97%	(14-16) 88%

ATTENDANCE	HOKIES	OPPONENT
TOTAL	249507	66838
Games/Avg Per Game	4/62377	2/33419
Neutral Site Games		1/156990

SCORE BY QUARTERS	1ST	2ND	3RD	4TH	TOTAL
Virginia Tech	61	68	76	46	251
Opponents	16	50	28	31	125

PUNT RETURNS	NO.	YDS	AVG	TD	LONG
Greg Stroman	18	183	10.2	1	87
C.J. Carroll	3	36	12.0	0	19
Curtis Williams	1	-8	-8.0	0	0
Cam Phillips	1	1	1.0	0	0
TEAM	1	-2	-2.0	0	0
Adonis Alexander	0	0	0.0	0	0
TOTAL	24	210	8.8	1	87
OPPONENTS	7	30	4.3	0	20

INTERCEPTIONS	NO.	YDS	AVG	TD	LONG
Greg Stroman	3	0	0.0	0	0
Terrell Edmunds	3	15	5.0	0	15
Adonis Alexander	1	0	0.0	0	0
Mook Reynolds	1	3	3.0	0	3
Andrew Motuapuaka	1	0	0.0	0	0
TOTAL	9	18	2.0	0	15
OPPONENTS	2	19	9.5	0	19

KICK RETURNS	NO.	YDS	AVG	TD	LONG
Greg Stroman	16	365	22.8	0	37
Der'Woun Greene	1	15	15.0	0	15
Adonis Alexander	0	0	0.0	0	0
TOTAL	17	380	22.4	0	37
OPPONENTS	8	167	20.9	0	31

FUMBLE RETURNS	NO.	YDS	AVG	TD	LONG
Woody Baron	1	9	9.0	0	9
Andrew Motuapuaka	1	9	9.0	0	9
TOTAL	2	18	9.0	0	9
OPPONENTS	1	71	71.0	1	71

FG SEQUENCE	VIRGINIA TECH	OPPONENTS
Liberty	52, (34), (34)	-
Tennessee	47, (26)	(34), 47
Boston College	-	-
East Carolina	(20)	[26], (27)
North Carolina	(35), (28)	(28)
Syracuse	(36), 45	[53], (51), 51
Miami	(47), (27), (38), [42]	(29)
Pittsburgh		
Duke		
Georgia Tech		
Notre Dame		
Virginia		
ACC Championship		

Numbers in (parentheses) indicate field goal was made.
Numbers in [brackets] indicate field goal was blocked.

PUNTING	NO.	YDS	AVG	LONG	TB	FC	I20	50+	BLK
Mitchell Ludwig	35	1413	40.4	61	2	14	15	7	0
Greg Stroman	2	80	40.0	45	0	0	1	0	0
TOTAL	37	1493	40.4	61	2	14	16	7	0
OPPONENTS	50	2099	42.0	62	3	11	7	10	1

KICKOFFS	NO.	YDS	AVG	TB	OB	RETN	NET	YDLN
Joey Slye	48	3134	65.3	40	0	167	40.2	24
TOTAL	48	3134	65.3	40	0	167	41.0	24
OPPONENTS	30	1911	63.7	12	1	380	41.0	23

SCORING	TD	FGS	PATs				DXP	SAFETY	POINTS
			KICK	RUSH	RCV	PASS			
Joey Slye	0	10-14	29-30	0-0	0	0-0	0	0	59
Bucky Hodges	5	0-0	0-0	0-0	0	0-0	0	0	30
Travon McMillian	5	0-0	0-0	0-0	0	0-0	0	0	30
Isaiah Ford	5	0-0	0-0	0-0	0	0-0	0	0	30
Sam Rogers	3	0-0	0-0	0-0	0	0-0	0	0	18
Jerod Evans	3	0-0	0-0	0-0	0	1-1	0	0	18
Chris Cunningham	2	0-0	0-0	0-0	1	0-0	0	0	14
Brenden Motley	2	0-0	0-0	0-0	0	0-0	0	0	12
Cam Phillips	2	0-0	0-0	0-0	0	0-0	0	0	12
Steven Peoples	1	0-0	0-0	0-0	0	0-0	0	0	6
Greg Stroman	1	0-0	0-0	0-0	0	0-0	0	0	6
Shai McKenzie	1	0-0	0-0	0-0	0	0-0	0	0	6
Marshawn Williams	1	0-0	0-0	0-0	0	0-0	0	0	6
TEAM	0	0-0	0-0	0-0	0	0-0	0	2	4
TOTAL	31	10-14	29-30	0-0	1	1-1	0	2	251
OPPONENTS	16	5-9	14-16	0-0	0	0-0	0	0	125

TOTAL OFFENSE	G	PLAYS	RUSH	PASS	TOTAL	AVG/G
Jerod Evans	7	271	417	1605	2022	288.9
Travon McMillian	7	92	458	0	458	65.4
Marshawn Williams	5	39	170	0	170	34.0
Sam Rogers	7	34	109	13	122	17.4
Brenden Motley	5	22	68	44	112	22.4
Shai McKenzie	6	20	76	0	76	12.7
C.J. Carroll	7	8	44	0	44	6.3
Cam Phillips	7	12	44	0	44	6.3
Bucky Hodges	7	6	32	0	32	4.6
Deshawn McCleese	1	8	27	0	27	27.0
D.J. Reid	4	3	11	0	11	2.8
Henri Murphy	6	1	3	0	3	0.5
Jack Click	1	3	1	0	1	1.0
Isaiah Ford	7	3	-10	0	-10	-1.4
Mitchell Ludwig	7	1	-11	0	-11	-1.6
TEAM	6	17	-56	0	-56	-9.3
TOTAL	7	540	1383	1662	3045	435.0
OPPONENTS	7	482	725	1389	2114	302.0

FIELD GOALS	FGM-FGA	PCT	01-19	20-29	30-39	40-49	50-99	LG	BLK
Joey Slye	10-14	71.4	0-0	4-4	5-5	1-4	0-1	47	1

ALL PURPOSE	G	RUSH	REC	PR	KOR	IR	TOT	AVG/G
Greg Stroman	7	0	0	183	365	0	548	78.3
Isaiah Ford	7	-10	505	0	0	0	495	70.7
Travon McMillian	7	458	31	0	0	0	489	69.9
Cam Phillips	7	44	405	1	0	0	450	64.3
Jerod Evans	7	417	0	0	0	0	417	59.6
Bucky Hodges	7	32	323	0	0	0	355	50.7
Sam Rogers	7	109	157	0	0	0	266	38.0
Marshawn Williams	5	170	2	0	0	0	172	34.4
C.J. Carroll	7	44	81	36	0	0	161	23.0
Shai McKenzie	6	76	28	0	0	0	104	17.3
Brenden Motley	5	68	0	0	0	0	68	13.6
Steven Peoples	7	0	40	0	0	0	40	5.7
Chris Cunningham	7	0	32	0	0	0	32	4.6
Deshawn McCleese	1	27	0	0	0	0	27	27.0
Jaylen Bradshaw	7	0	25	0	0	0	25	3.6
Henri Murphy	6	3	12	0	0	0	15	2.5
Terrell Edmunds	7	0	0	0	0	15	15	2.1
Der'Woun Greene	6	0	0	0	15	0	15	2.5
Devin Wilson	5	0	13	0	0	0	13	2.6
D.J. Reid	4	11	0	0	0	0	11	2.8
Adonis Alexander	6	0	0	0	0	0	10	1.7
Divine Deablo	7	0	8	0	0	0	8	1.1
Mook Reynolds	7	0	0	0	0	3	3	0.4
Jack Click	1	1	0	0	0	0	1	1.0
Curtis Williams	6	0	0	-8	0	0	-8	-1.3
Mitchell Ludwig	7	-11	0	0	0	0	-11	-1.6
TEAM	6	-56	0	-2	0	0	-58	-9.7
TOTAL	7	1383	1662	210	380	18	3663	523.3
OPPONENTS	7	725	1389	30	167	19	2330	332.9

DEFENSIVE STATISTICS

LEADERS	GP-GS	TACKLES			TFL/YDS	SACKS NO-YARDS	PASS DEF			FUMBLES		BLKD KICK	SAFETY
		SOLO	AST	TOTAL			INT-YDS	BRUP	QBH	RCV-YDS	FF		
54 Andrew Motuapuaka	7	28	31	59	3.0-11	1.0-5	1-0	4	4	1-9	.	.	.
49 Tremaine Edmunds	7	28	26	54	11.0-44	3.5-22	.	1	5	1-0	.	.	.
19 Chuck Clark	7	26	24	50	1.0-1	.	.	2	.	.	1	.	.
22 Terrell Edmunds	7	20	17	37	0.5-1	.	3-15	2	.	1-0	.	.	.
6 Mook Reynolds	7	14	13	27	2.5-7	.	1-3	3	2
60 Woody Baron	7	17	8	25	9.5-38	4.0-21	.	.	4	1-9	.	.	.
99 Vinny Mihota	7	10	14	24	6.5-22	2.0-16	.	.	2	.	.	1	.
31 Brandon Facyson	7	17	4	21	1.5-11	.	.	7	.	.	2	.	.
94 Trevon Hill	7	6	13	19	4.0-15	1.5-9	.	.	3
40 Ken Ekanem	6	10	9	19	5.5-29	4.5-28	.	2	6
98 Ricky Walker	7	6	9	15	3.5-11	0.5-4	.	3	2
36 Adonis Alexander	6	9	5	14	1.0-1	.	1-0	2
97 Tim Settle	7	4	7	11	3.0-7	.	.	.	1	.	.	1	.
8 Nigel Williams	6	6	4	10	2.0-4	0.5-1	.	1	1
25 Anthony Shegog	7	3	6	9	1.5-4	0.5-1	.	.	1
3 Greg Stroman	7	3	6	9	.	.	3-0	6
56 Sean Huelskamp	7	1	3	4
14 Tavante Beckett	7	1	3	4
91 Steve Sobczak	6	.	3	3	0.5-4	0.5-4
23 Der'Woun Greene	6	2	1	3	1-0	.	.	.
11 Houshun Gaines	5	.	3	3	0.5-1	0.5-1
26 Jovonn Quillen	5	1	1	2
5 Cam Phillips	7	.	2	2	1.0-17	0.5-8	1	.
20 Deon Newsome	5	.	2	2
32 Steven Peoples	7	.	2	2
90 Mitchell Ludwig	7	1	1	2
96 Jimmie Taylor	2	.	2	2	0.5-1
20 Curtis Williams	6	1	1	2
37 Johnathan Galante	6	.	1	1
50 Jamieon Moss	1	1	.	1
88 Divine Deablo	7	1	.	1
21 Reggie Floyd	7	.	1	1	0.5-7	0.5-7
43 Seth Dooley	6	1	.	1	1.0-3
38 Alden Carpenter	1	1	.	1
TM TEAM	6	2
TOTAL	7	218	222	440	60-239	20-127	9-18	33	31	5-18	3	3	2
OPPONENTS	7	271	308	579	41.0-145	11-65	2-19	14	20	12-71	7	2	.

RUSHING TACKLES

PLAYER	NO.	PLAYER	NO.
Andrew Motuapuaka	42	Deon Newsome	2
Tremaine Edmunds	38	Curtis Williams	2
Chuck Clark	33	Jamieon Moss	1
Terrell Edmunds	20	TOTALS	282
Woody Baron	19		
Vinny Mihota	19		
Trevon Hill	15		
Ricky Walker	13		
Ken Ekanem	12		
Mook Reynolds	11		
Tim Settle	10		
Nigel Williams	9		
Adonis Alexander	7		
Brandon Facyson	5		
Tavante Beckett	4		
Anthony Shegog	4		
Sean Huelskamp	4		
Der'Woun Greene	3		
Greg Stroman	3		
Houshun Gaines	2		
Jimmie Taylor	2		
Steve Sobczak	2		

PASSING TACKLES

PLAYER	NO.
Mook Reynolds	16
Andrew Motuapuaka	15
Terrell Edmunds	14
Chuck Clark	14
Brandon Facyson	13
Tremaine Edmunds	12
Adonis Alexander	7
Greg Stroman	6
Trevon Hill	2
Vinny Mihota	2
Tim Settle	1
Ken Ekanem	1
Ricky Walker	1
Woody Baron	1
Seth Dooley	1
TOTALS	106

SPECIAL TEAMS TACKLES

PLAYER	TOTAL	KO	PUNT
Anthony Shegog	4	2	2
Terrell Edmunds	3	0	3
Steven Peoples	2	2	0
Chuck Clark	2	2	0
Mitchell Ludwig	2	0	2
Jovonn Quillen	2	2	0
Johnathan Galante	1	0	1
Divine Deablo	1	1	0
Alden Carpenter	1	1	0
TOTALS	18	10	8

RED ZONE ANALYSIS
VIRGINIA TECH

DATE	OPPONENT	SCORE	TIME IN RZ	TIMES SCORED	TOTAL PTS	TDS	RUSH TDS	PASS TDS	FG MADE	FAILED TO SCORE INSIDE RZ					
										FG ATT	DOWN	INT	FUMB	HALF	GAME
Sep 03	Liberty	W 36-13	6	5	27	3	0	3	2	0	0	0	1	0	0
Sep 10	vs. Tennessee	L 24-45	3	3	17	2	1	1	1	0	0	0	0	0	0
Sep 17	Boston College	W 49-0	5	5	35	5	1	4	0	0	0	0	0	0	0
Sep 24	East Carolina	W 54-17	5	4	24	3	2	1	1	0	1	0	0	0	0
Oct 08	at North Carolina	W 34-3	6	5	27	3	2	1	2	0	0	0	1	0	0
Oct 15	at Syracuse	L 17-31	5	3	17	2	0	2	1	1	0	1	0	0	0
Oct 20	Miami	W 37-16	4	4	24	3	0	3	1	0	0	0	0	0	0
Oct 27	at Pittsburgh														
Nov 05	at Duke														
Nov 12	Georgia Tech														
Nov 19	at Notre Dame														
Nov 26	Virginia														
Dec 03	Atlantic vs. Coastal														
Totals 29 of 34 (85.3%)			34	29	171	21	6	15	8	1	1	1	2	0	0

OPPONENT

DATE	OPPONENT	SCORE	TIME IN RZ	TIMES SCORED	TOTAL PTS	TDS	RUSH TDS	PASS TDS	FG MADE	FAILED TO SCORE INSIDE RZ					
										FG ATT	DOWN	INT	FUMB	HALF	GAME
Sep 03	Liberty	W 36-13	1	1	6	1	1	0	0	0	0	0	0	0	0
Sep 10	vs. Tennessee	L 24-45	5	5	31	4	2	2	1	0	0	0	0	0	0
Sep 17	Boston College	W 49-0	0	0	0	0	0	0	0	0	0	0	0	0	0
Sep 24	East Carolina	W 54-17	3	1	3	0	0	0	1	1	1	0	0	0	0
Oct 08	at North Carolina	W 34-3	2	1	3	0	0	0	1	0	1	0	0	0	0
Oct 15	at Syracuse	L 17-31	3	2	14	2	2	0	0	0	1	0	0	0	0
Oct 20	Miami	W 37-16	2	1	3	0	0	0	1	0	1	0	0	0	0
Oct 27	at Pittsburgh														
Nov 05	at Duke														
Nov 12	Georgia Tech														
Nov 19	at Notre Dame														
Nov 26	Virginia														
Dec 03	Atlantic vs. Coastal														
Totals 11 of 16 (68.8%)			16	11	60	7	5	2	4	1	4	0	0	0	0

MONEY PLAYS

Money plays are defined as plays resulting in first down or a touchdown.

RUSHERS	1ST	TD	NO.	ATT
Jerod Evans	23	3	24	73
Travon McMillian	16	3	17	92
Marshawn Williams	6	1	7	39
Shai McKenzie	5	1	6	20
Brenden Motley	4	2	5	8
C.J. Carroll	3	0	3	8
Sam Rogers	2	0	2	33
Deshawn McCleese	1	0	1	8
D.J. Reid	1	0	1	3
Cam Phillips	1	0	1	12
TOTALS	62	10	67	326

1st DOWN TOTALS	14	5	18	158
-----------------	----	---	----	-----

2nd DOWN TOTALS	26	2	26	104
-----------------	----	---	----	-----

3rd DOWN TOTALS	20	2	20	57
-----------------	----	---	----	----

4th DOWN TOTALS	2	1	3	7
-----------------	---	---	---	---

RECEPTIONS	1ST	TD	NO.	REC
Isaiah Ford	23	5	25	36
Cam Phillips	18	2	18	27
Bucky Hodges	16	5	18	25
Sam Rogers	6	3	8	8
Chris Cunningham	2	2	4	4
C.J. Carroll	4	0	4	6
Travon McMillian	3	2	3	6
Shai McKenzie	2	0	2	3
Jaylen Bradshaw	2	0	2	3
Steven Peoples	2	1	2	2
Devin Wilson	1	0	1	2
Henri Murphy	1	0	1	1
TOTALS	80	20	88	125

1st DOWN TOTALS	26	10	30	47
-----------------	----	----	----	----

2nd DOWN TOTALS	31	7	34	48
-----------------	----	---	----	----

3rd DOWN TOTALS	23	3	24	30
-----------------	----	---	----	----

4th DOWN TOTALS	0	0	0	0
-----------------	---	---	---	---

DRIVE START AVERAGES

OBTAINED	HOKIES		OPPONENTS	
	#	AVG	#	AVG
Kickoff	30	26.5	48	23.8
Punt	50	34.9	37	23.3
Field goal	4	35.8	4	32.0
Fumble	5	66.0	12	53.8
Interception	9	48.7	2	46.5
Downs	11	38.5	4	35.5
All drives	109	35.6	107	28.2

SUPERLATIVES

INDIVIDUAL GAME HIGHS

Rushes	21	Jerod Evans at North Carolina (Oct 08, 2016)
Yards Rushing	131	Travon McMillian vs Miami (Oct 20, 2016)
TD Rushes	1	Shai McKenzie vs Tennessee (Sep 10, 2016)
		Travon McMillian vs Tennessee (Sep 10, 2016)
		Brenden Motley vs Boston College (Sep 17, 2016)
		Travon McMillian vs Boston College (Sep 17, 2016)
		Marshawn Williams vs East Carolina (Sep 24, 2016)
		Brenden Motley vs East Carolina (Sep 24, 2016)
		Jerod Evans vs East Carolina (Sep 24, 2016)
		Jerod Evans at North Carolina (Oct 08, 2016)
		Travon McMillian at North Carolina (Oct 08, 2016)
		Jerod Evans vs Miami (Oct 20, 2016)
Long Rush	69	Travon McMillian vs Tennessee (Sep 10, 2016)
Pass attempts	33	Jerod Evans at Syracuse (Oct 15, 2016)
		Jerod Evans vs Miami (Oct 20, 2016)
Pass completions	21	Jerod Evans vs Miami (Oct 20, 2016)
Yards Passing	307	Jerod Evans at Syracuse (Oct 15, 2016)
TD Passes	5	Jerod Evans vs Boston College (Sep 17, 2016)
Long Pass	55	Jerod Evans vs East Carolina (Sep 24, 2016)
Receptions	11	Isaiah Ford vs Liberty (Sep 03, 2016)
Yards Receiving	117	Isaiah Ford vs Liberty (Sep 03, 2016)
		Isaiah Ford vs East Carolina (Sep 24, 2016)
TD Receptions	2	Bucky Hodges vs Liberty (Sep 03, 2016)
		Isaiah Ford vs Boston College (Sep 17, 2016)
		Bucky Hodges vs Miami (Oct 20, 2016)
Long Reception	55	Cam Phillips vs East Carolina (Sep 24, 2016)
Field Goals	3	Joey Slye vs Miami (Oct 20, 2016)
Long Field Goal	47	Joey Slye vs Miami (Oct 20, 2016)
Punts	6	Mitchell Ludwig vs Boston College (Sep 17, 2016)
		Mitchell Ludwig vs East Carolina (Sep 24, 2016)
Punting Avg	47.6	Mitchell Ludwig vs Miami (Oct 20, 2016)
Long Punt	61	Mitchell Ludwig vs Miami (Oct 20, 2016)
Punts inside 20	4	Mitchell Ludwig vs Boston College (Sep 17, 2016)
		Mitchell Ludwig vs Miami (Oct 20, 2016)
Long Punt Return	87	Greg Stroman vs East Carolina (Sep 24, 2016)
Long Kickoff Return	37	Greg Stroman at Syracuse (Oct 15, 2016)
Tackles	16	Tremaine Edmunds at Syracuse (Oct 15, 2016)
Sacks	2.5	Woody Baron vs Miami (Oct 20, 2016)
Tackles For Loss	4.5	Woody Baron vs Miami (Oct 20, 2016)
Interceptions	2	Greg Stroman vs Liberty (Sep 03, 2016)

TEAM GAME HIGHS

Rushes	66	at North Carolina (Oct 08, 2016)
Yards Rushing	251	vs Miami (Oct 20, 2016)
Yards Per Rush	5.7	vs Miami (Oct 20, 2016)
TD Rushes	3	vs East Carolina (Sep 24, 2016)
Pass attempts	41	vs Liberty (Sep 03, 2016)
Pass completions	25	vs Liberty (Sep 03, 2016)
Yards Passing	307	at Syracuse (Oct 15, 2016)
Yards Per Pass	12.8	vs East Carolina (Sep 24, 2016)
TD Passes	5	vs Boston College (Sep 17, 2016)
Total Plays	89	vs Liberty (Sep 03, 2016)
Total Offense	523	vs Miami (Oct 20, 2016)
Yards Per Play	6.8	vs East Carolina (Sep 24, 2016)
Points	54	vs East Carolina (Sep 24, 2016)
Sacks By	8	vs Miami (Oct 20, 2016)
First Downs	28	vs Miami (Oct 20, 2016)
Penalties	8	vs Tennessee (Sep 10, 2016)
Penalty Yards	95	vs Tennessee (Sep 10, 2016)
Turnovers	5	vs Tennessee (Sep 10, 2016)
Interceptions By	3	vs Liberty (Sep 03, 2016)
Punts	6	vs Boston College (Sep 17, 2016)
		vs East Carolina (Sep 24, 2016)
Punting Avg	47.6	vs Miami (Oct 20, 2016)
Long Punt	61	vs Miami (Oct 20, 2016)
Punts inside 20	4	vs Boston College (Sep 17, 2016)
		vs Miami (Oct 20, 2016)
Long Punt Return	87	vs East Carolina (Sep 24, 2016)

OPPONENT INDIVIDUAL GAME HIGHS

Rushes	24	Dungey, E., at Syracuse (Oct 15, 2016)
Yards Rushing	106	Dobbs, J., vs Tennessee (Sep 10, 2016)
		Dungey, E., at Syracuse (Oct 15, 2016)
TD Rushes	2	Dobbs, J., vs Tennessee (Sep 10, 2016)
Long Rush	41	Yearby, J., vs Miami (Oct 20, 2016)
Pass attempts	53	Dungey, E., at Syracuse (Oct 15, 2016)
Pass completions	28	Dungey, E., at Syracuse (Oct 15, 2016)
Yards Passing	362	NELSON, Philip, vs East Carolina (Sep 24, 2016)
TD Passes	3	Dobbs, J., vs Tennessee (Sep 10, 2016)
Long Pass	84	Strickland, D., at Syracuse (Oct 15, 2016)
Receptions	11	Philips, E., at Syracuse (Oct 15, 2016)
Yards Receiving	179	WILLIAMS, Jimmy, vs East Carolina (Sep 24, 2016)
TD Receptions	2	WILLIAMS, Jimmy, vs East Carolina (Sep 24, 2016)
Long Reception	84	Estime, B., at Syracuse (Oct 15, 2016)
Field Goals	1	Medley, A., vs Tennessee (Sep 10, 2016)
		VERITY, Jake, vs East Carolina (Sep 24, 2016)
		Weiler, N., at North Carolina (Oct 08, 2016)
		Murphy, C., at Syracuse (Oct 15, 2016)
		Badgley, M., vs Miami (Oct 20, 2016)
Long Field Goal	51	Murphy, C., at Syracuse (Oct 15, 2016)
Punts	13	Knoll, M., vs Boston College (Sep 17, 2016)
Punting Avg	48.7	Hofrichter, S., at Syracuse (Oct 15, 2016)
Long Punt	62	GREGORY, Worth, vs East Carolina (Sep 24, 2016)
Punts inside 20	3	Vogel, J., vs Miami (Oct 20, 2016)
Long Punt Return	20	Estime, B., at Syracuse (Oct 15, 2016)
Long Kickoff Return	31	Willis, M., vs Boston College (Sep 17, 2016)
Tackles	15	Smith, A., at North Carolina (Oct 08, 2016)
Sacks	1.0	Kirkland Jr., D., vs Tennessee (Sep 10, 2016)
		Vickers, K., vs Tennessee (Sep 10, 2016)
		Vereen, C., vs Tennessee (Sep 10, 2016)
		Allen, Z., vs Boston College (Sep 17, 2016)
		Strowbridge, J., at North Carolina (Oct 08, 2016)
		Jones, N., at North Carolina (Oct 08, 2016)
		Wilson, D., at Syracuse (Oct 15, 2016)
		Norton, K., vs Miami (Oct 20, 2016)
		Jackson, J., vs Miami (Oct 20, 2016)
		McIntosh, R., vs Miami (Oct 20, 2016)
Tackles For Loss	2.0	Norton, K., vs Miami (Oct 20, 2016)
		Jackson, J., vs Miami (Oct 20, 2016)
Interceptions	1	Johnson, J., vs Boston College (Sep 17, 2016)
		Williams, R., at Syracuse (Oct 15, 2016)

OPPONENT TEAM GAME HIGHS

Rushes	46	vs Tennessee (Sep 10, 2016)
Yards Rushing	239	vs Tennessee (Sep 10, 2016)
Yards Per Rush	5.2	vs Tennessee (Sep 10, 2016)
TD Rushes	3	vs Tennessee (Sep 10, 2016)
Pass attempts	55	at Syracuse (Oct 15, 2016)
Pass completions	30	at Syracuse (Oct 15, 2016)
Yards Passing	405	at Syracuse (Oct 15, 2016)
Yards Per Pass	10.6	vs East Carolina (Sep 24, 2016)
TD Passes	3	vs Tennessee (Sep 10, 2016)
Total Plays	100	at Syracuse (Oct 15, 2016)
Total Offense	561	at Syracuse (Oct 15, 2016)
Yards Per Play	6.4	vs East Carolina (Sep 24, 2016)
Points	45	vs Tennessee (Sep 10, 2016)
Sacks By	3	vs Tennessee (Sep 10, 2016)
		vs Miami (Oct 20, 2016)
First Downs	32	at Syracuse (Oct 15, 2016)
Penalties	13	vs Liberty (Sep 03, 2016)
Penalty Yards	93	vs Boston College (Sep 17, 2016)
Turnovers	4	vs Liberty (Sep 03, 2016)
		at North Carolina (Oct 08, 2016)
Interceptions By	1	vs Boston College (Sep 17, 2016)
		at Syracuse (Oct 15, 2016)
Punts	13	vs Boston College (Sep 17, 2016)
Punting Avg	48.7	at Syracuse (Oct 15, 2016)
Long Punt	62	vs East Carolina (Sep 24, 2016)
Punts inside 20	3	vs Miami (Oct 20, 2016)
Long Punt Return	20	at Syracuse (Oct 15, 2016)

20-YARD PLAYS

YARDS	TYPE	PLAYER(S)	OPPONENT
*87	PR	Greg Stroman	East Carolina
*69	Rush	Travon McMillian	Tennessee
*55	Pass	Cam Phillips from Jerod Evans	East Carolina
*55	Rush	Jerod Evans	East Carolina
52	Pass	Sam Rogers from Jerod Evans	Miami
52	Pass	Cam Phillips from Jerod Evans	Syracuse
47	Pass	Isaiah Ford from Jerod Evans	Boston College
45	Pass	Isaiah Ford from Jerod Evans	East Carolina
39	Pass	Isaiah Ford from Jerod Evans	East Carolina
37	KR	Greg Stroman	Syracuse
37	Rush	Jerod Evans	Liberty
36	Pass	Cam Phillips from Jerod Evans	Boston College
35	Pass	Bucky Hodges from Jerod Evans	East Carolina
34	Rush	Travon McMillian	Miami
*34	Rush	Jerod Evans	Miami
34	KR	Greg Stroman	Tennessee
33	KR	Greg Stroman	Liberty
30	Pass	Sam Rogers from Jerod Evans	Tennessee
*30	Pass	Isaiah Ford from Jerod Evans	Boston College

YARDS	TYPE	PLAYER(S)	OPPONENT
29	Pass	C.J. Carroll from Jerod Evans	Syracuse
29	PR	Greg Stroman	Boston College
28	KR	Greg Stroman	Tennessee
28	Pass	Bucky Hodges from Jerod Evans	North Carolina
28	KR	Greg Stroman	Liberty
27	Pass	C.J. Carroll from Jerod Evans	Boston College
27	Pass	Bucky Hodges from Jerod Evans	Syracuse
27	Pass	Steven Peoples from Jerod Evans	Syracuse
26	KR	Greg Stroman	East Carolina
*26	Rush	Brenden Motley	Boston College
26	KR	Greg Stroman+Greg Stroman	North Carolina
25	Pass	Isaiah Ford from Jerod Evans	Liberty
*24	Pass	Isaiah Ford from Jerod Evans	East Carolina
*23	Pass	Cam Phillips from Jerod Evans	Liberty
*22	Pass	Sam Rogers from Jerod Evans	North Carolina
22	KR	Greg Stroman	East Carolina
22	Rush	Travon McMillian	Miami
22	Pass	Isaiah Ford from Jerod Evans	Liberty
21	KR	Greg Stroman	Boston College
21	KR	Greg Stroman	Syracuse
21	KR	Greg Stroman	Tennessee
21	Pass	Cam Phillips from Jerod Evans	Syracuse
20	Pass	Bucky Hodges from Jerod Evans	Syracuse
20	Pass	Sam Rogers from Jerod Evans	Miami
20	Rush	Jerod Evans	Miami
20	Rush	Travon McMillian	Miami
20	Pass	Cam Phillips from Jerod Evans	Miami
20	Pass	Isaiah Ford from Jerod Evans	Liberty
*20	Pass	Bucky Hodges from Jerod Evans	Liberty

* Touchdown Scored On Play

20-YARD PLUS PLAYS BY PLAYER

PLAYER	NO.	TD	RUSH	PASS	KR	PR	IR	FR
Greg Stroman	13	1	0	0	11	2	0	0
Isaiah Ford	8	2	0	8	0	0	0	0
Cam Phillips	6	2	0	6	0	0	0	0
Bucky Hodges	5	1	0	5	0	0	0	0
Jerod Evans	4	2	4	0	0	0	0	0
Sam Rogers	4	1	0	4	0	0	0	0
Travon McMillian	4	1	4	0	0	0	0	0
C.J. Carroll	2	0	0	2	0	0	0	0
Brenden Motley	1	1	1	0	0	0	0	0
Steven Peoples	1	0	0	1	0	0	0	0
TOTAL	48	11	9	26	11	2	0	0

LONG PLAYS BY THE NUMBERS

LONG PLAYS BY YARDS	NO.	TD
100+	0	0
90-99	0	0
80-89	1	1
70-79	0	0
60-69	1	1
50-59	4	2
40-49	2	0
30-39	11	2
20-29	29	5

LONG PLAYS BY TYPE	NO.	TD
Rushing	9	4
Passing	26	6
Punt returns	2	1
Kick returns	11	0
Interceptions	0	0
Fumble returns	0	0
Other	0	0
TOTAL	48	11

LONGEST PLAYS OF THE YEAR

Rushing		
69	Travon McMillian vs Tennessee	Sept. 10
Rushing Touchdown		
69	Travon McMillian vs Tennessee	Sept. 10
Passing		
55	Cam Phillips from Jerod Evans vs East Carolina	Sept. 24
Passing Touchdown		
55	Cam Phillips from Jerod Evans vs East Carolina	Sept. 24
Punt Return		
87	Greg Stroman vs East Carolina	Sept. 24
Kick Return		
37	Greg Stroman vs Syracuse	Oct. 15
Interception Return		
15	Terrell Edmunds vs Liberty	Sept. 3
Fumble Return		
9	Andrew Motuapuaka vs Boston College	Sept. 17
9	Woody Baron vs North Carolina	Oct. 8
Field Goal Return		
20	Adonis Alexander vs East Carolina	Sept. 24
Punt		
61	Mitchell Ludwig vs Miami	Oct. 20
Field Goal		
47	Joey Slye vs Miami	Oct. 20

2016 VIRGINIA TECH SCORING DRIVES

Qtr.	Opp.	Scoring Play	Plays-Yds.-TOP
1	Liberty	Phillips, C 23 Pass From Evans, J (Slye, Joey)	2-24-0:33
2	Liberty	FG Slye, Joey 34	10-54-3:27
2	Liberty	Ford, I 5 Pass From Evans, J (Slye, Joey)	9-63-2:50
2	Liberty	Hodges, B 18 Pass From Evans, J (Slye, Joey)	8-70-2:16
3	Liberty	Team Safety	-
3	Liberty	Hodges, B 20 Pass From Evans, J (Slye, Joey)	7-50-2:40
4	Liberty	FG Slye, Joey 34	17-80-6:36
1	Tennessee	Rogers, S 7 Pass From Evans, J (Slye, Joey)	8-62-3:11
1	Tennessee	McMillian, T 69 Rush (Slye, Joey)	2-77-0:47
3	Tennessee	FG Slye, Joey 26	7-42-3:16
4	Tennessee	McKenzie, S 2 Rush (Slye, Joey)	10-79-3:00
1	Boston College	McMillian, T 15 Pass From Evans, J (Slye, Joey)	8-58-2:37
1	Boston College	Ford, I 8 Pass From Evans, J (Slye, Joey)	7-55-3:21
2	Boston College	Ford, I 30 Pass From Evans, J (Slye, Joey)	1-30-0:07
3	Boston College	Cunningham, C 7 Pass From Evans, J (Slye, Joey)	6-77-2:16
3	Boston College	Rogers, S 4 Pass From Evans, J (Slye, Joey)	7-42-2:57
3	Boston College	McMillian, T 7 Rush (Slye, Joey)	6-80-2:34
4	Boston College	Motley, B 26 Rush (Slye, Joey)	10-82-4:17
1	East Carolina	Stroman, G 87 Punt Return (Slye, Joey)	-
1	East Carolina	Williams, M 6 Rush (Slye, Joey)	6-66-2:13
2	East Carolina	Ford, I 24 Pass From Evans, J (Slye, Joey)	6-57-2:06
2	East Carolina	McMillian, T 13 Pass From Evans, J (Slye, Joey)	3-24-1:07
2	East Carolina	FG Slye, Joey 20	5-52-2:21
2	East Carolina	Phillips, C 55 Pass From Evans, J (Slye, Joey)	5-70-1:38
3	East Carolina	Team Safety	-
3	East Carolina	Evans, J 55 Rush (Slye, Joey)	1-50-0:17
4	East Carolina	Motley, B 1 Rush (Slye, Joey)	3-15-0:54
1	North Carolina	FG Slye, Joey 35	4-3-0:49
1	North Carolina	FG Slye, Joey 28	9-28-3:47
2	North Carolina	Cunningham, C 1 Pass From Evans, J (Slye, Joey)	6-41-1:55
3	North Carolina	Rogers, S 22 Pass From Evans, J (Slye, Joey)	1-22-0:06
3	North Carolina	Evans, J 1 Rush (Slye, Joey)	4-4-1:48
4	North Carolina	McMillian, T 4 Rush (Slye, Joey)	4-29-2:01
1	Syracuse	FG Slye, Joey 36	9-49-3:40
3	Syracuse	Ford, I 12 Pass From Evans, J (kick blocked)	9-83-3:41
4	Syracuse	Hodges, B 10 Pass From Evans, J (Cunningham, C pass)	8-66-2:43
1	Miami	FG Slye, Joey 47	8-35-2:40
2	Miami	FG Slye, Joey 27	6-35-2:15
2	Miami	Hodges, B 7 Pass From Evans, J (Slye, Joey)	3-83-0:51
2	Miami	FG Slye, Joey 38	10-51-2:44
3	Miami	Hodges, B 12 Pass From Evans, J (Slye, Joey)	4-70-1:34
3	Miami	Peoples, S 13 Pass From Rogers, S (Slye, Joey)	9-75-3:56
4	Miami	Evans, J 34 Rush (Slye, Joey)	6-75-3:06
Totals			254-2108-94:57
Average Scoring Drive			6.4 plays-52.7 yds.

VIRGINIA TECH SCORING

43 Total Scores (10 Run, 20 Pass, 10 FG, 1 S.T., 2 Safety, 0 Defense)
11 First Quarter Scores (2 Run, 4 Pass, 4 FG, 1 S.T., 0 Safety, 0 Defense)
12 Second Quarter Scores (0 Run, 8 Pass, 4 FG, 0 S.T., 0 Safety, 0 Defense)
13 Third Quarter Scores (3 Run, 7 Pass, 1 FG, 2 S.T., 2 Safety, 0 Defense)
7 Fourth Quarter Scores (5 Run, 1 Pass, 1 FG, 0 S.T., 0 Safety, 0 Defense)
0 Overtime Scores (0 Run, 0 Pass, 0 FG, 0 S.T., 0 Safety, 0 Defense)

Most plays in a scoring drive: 17 plays - vs. Liberty (17-80-6:36 FG)
Longest scoring drive: 83 yards - vs. Miami (3-83-0:51 TD) &
83 yards - vs. Syracuse (9-83-3:41 TD)
Longest TOP scoring drive: 6:36 - vs. Liberty (17-80-6:36 FG)
Average TOP on offensive scoring drives: 2:22

OPPONENTS

Most plays in a scoring drive: 17 plays - vs. Syracuse (17-75-5:57 TD)
Longest scoring drive: 75 yards - vs. Syracuse (17-75-5:57 TD)
Longest TOP scoring drive: 5:57 - vs. Syracuse (17-75-5:57 TD)
Average TOP on offensive scoring drives: 1:54

TEAM GAME-BY-GAME VIRGINIA TECH

DATE	OPPONENT	RUSHING				REVEIVING				PASSING				KICK RETURN				PUNT RETURN				TOT OFF
		NO.	YDS	TD	LG	NO.	YDS	TD	LG	CMP-ATT-INT	YDS	TD	LG	NO	YDS	TD	LG	NO	YDS	TD	LG	
Sep 03	Liberty	48	206	0	37	25	252	4	25	25-41-0	252	4	25	2	61	0	33	5	16	0	19	458
Sep 10	vs. Tennessee	45	186	2	69	20	214	1	30	20-28-0	214	1	30	5	106	0	34	1	-2	0	0	400
Sep 17	Boston College	50	223	2	26	16	253	5	47	16-27-1	253	5	47	1	21	0	21	9	84	0	29	476
Sep 24	East Carolina	45	167	3	55	15	295	3	55	15-23-0	295	3	55	3	61	0	26	3	95	1	87	462
Oct 08	at North Carolina	66	189	2	15	7	75	2	28	7-17-0	75	2	28	1	26	0	26	1	-1	0	0	264
Oct 15	at Syracuse	39	161	0	16	20	307	2	52	20-33-1	307	2	52	5	105	0	37	2	13	0	14	468
Oct 20	Miami	44	251	1	34	22	272	3	52	22-34-0	272	3	52	0	0	0	0	3	5	0	6	523
Oct 27	at Pittsburgh																					
Nov 05	at Duke																					
Nov 12	Georgia Tech																					
Nov 19	at Notre Dame																					
Nov 26	Virginia																					
Dec 03	Atlantic vs. Coastal																					
	Totals	337	1383	10	69	125	1662	20	55	125-203-2	1662	20	55	17	380	0	37	24	210	1	87	3045
	Opponent	247	725	6	41	111	1389	9	84	111-235-9	1389	9	84	8	167	0	31	7	30	0	20	2114

GAMES: 7

AVG/RUSH: 4.1

AVG/CATCH: 13.3

PASS EFFIC: 160.89

KR AVG: 22.4

PR AVG: 8.8

ALL PURPOSE AVG/GAME: 523.3

TOTAL OFFENSE AVG/GM: 435.0

DATE	OPPONENT	TACKLES				SACKS		FUMBLE		PASS DEFENSE			BLKD	PAT ATTEMPTS				SAF	PTS
		SOLO	AST	TOTAL	TFL-YDS	NO-YDS	FF	FR-YDS	INT-YDS	QBH	BRK	KICK	KICK	RUN	RCV	SAF	PTS		
Sep 03	Liberty	28	26	54	2.0-7	1.0-6	0	1-0	3-15	5	5	0	4-4	0	0	1	36		
Sep 10	vs. Tennessee	33	36	69	7.0-29	2.0-10	0	0-0	1-3	0	3	0	3-3	0	0	0	24		
Sep 17	Boston College	17	40	57	8.0-18	0.0-0	1	1-9	1-0	8	6	0	7-7	0	0	0	49		
Sep 24	East Carolina	28	48	76	16.0-63	6.0-40	0	1-0	0-0	6	4	2	7-7	0	0	1	54		
Oct 08	at North Carolina	30	20	50	10.0-38	2.0-12	1	2-9	2-0	2	7	0	4-4	0	0	0	34		
Oct 15	at Syracuse	47	28	75	5.0-15	1.0-2	0	0-0	1-0	7	6	1	1-0	0	1	0	17		
Oct 20	Miami	35	24	59	12.0-69	8.0-57	1	0-0	1-0	3	2	0	4-4	0	0	0	37		
Oct 27	at Pittsburgh																		
Nov 05	at Duke																		
Nov 12	Georgia Tech																		
Nov 19	at Notre Dame																		
Nov 26	Virginia																		
Dec 03	Atlantic vs. Coastal																		
	Totals	218	222	440	60.0-239	20.0-127	3	5-18	9-18	31	33	3	30-29	0	1	2	251		
	Opponent	271	308	579	41.0-145	11.0-65	7	12-71	2-19	20	14	2	16-14	0	0	0	125		

DATE	OPPONENT	PUNTING									FIELD GOALS			KICKOFFS				
		NO	YDS	AVG	LG	BLKD	TB	FC	50+	I20	ATT-MADE	LG	BLKD	NO	YDS	AVG	TB	OB
Sep 03	Liberty	5	195	39.0	52	0	0	2	1	1	3-2	34	0	7	455	65.0	7	0
Sep 10	vs. Tennessee	5	172	34.4	43	0	0	2	0	1	2-1	26	0	5	325	65.0	5	0
Sep 17	Boston College	6	220	36.7	45	0	0	4	0	4	0-0	0	0	8	534	66.8	6	0
Sep 24	East Carolina	6	272	45.3	57	0	0	2	1	3	1-1	20	0	9	585	65.0	6	0
Oct 08	at North Carolina	5	188	37.6	58	0	1	0	1	1	2-2	35	0	7	455	65.0	5	0
Oct 15	at Syracuse	5	208	41.6	51	0	0	3	2	2	2-1	36	0	4	260	65.0	3	0
Oct 20	Miami	5	238	47.6	61	0	1	1	2	4	4-3	47	1	8	520	65.0	8	0
Oct 27	at Pittsburgh																	
Nov 05	at Duke																	
Nov 12	Georgia Tech																	
Nov 19	at Notre Dame																	
Nov 26	Virginia																	
Dec 03	Atlantic vs. Coastal																	
	Totals	37	1493	40.4	61	0	2	14	7	16	14-10	47	1	48	3134	65.3	40	0
	Opponent	50	2099	42.0	62	1	3	11	10	7	9-5	51	2	30	1911	63.7	12	1

TEAM GAME-BY-GAME
OPPONENTS

DATE	OPPONENT	RUSHING				REVEIVING				PASSING				KICK RETURN				PUNT RETURN				TOT OFF
		NO.	YDS	TD	LG	NO.	YDS	TD	LG	CMP-ATT-INT	YDS	TD	LG	NO	YDS	TD	LG	NO	YDS	TD	LG	
Sep 03	Liberty	35	90	1	12	9	70	0	15	9-27-3	70	0	15	0	0	0	0	1	-2	0	0	160
Sep 10	vs. Tennessee	46	239	3	40	10	91	3	38	10-19-1	91	3	38	0	0	0	0	2	16	0	14	330
Sep 17	Boston College	28	44	0	9	9	80	0	22	9-29-1	80	0	22	2	46	0	31	0	0	0	0	124
Sep 24	East Carolina	35	81	0	25	17	362	2	75	17-34-0	362	2	75	3	61	0	25	2	-4	0	0	443
Oct 08	at North Carolina	29	73	0	23	13	58	0	12	13-33-2	58	0	12	2	39	0	21	0	0	0	0	131
Oct 15	at Syracuse	45	156	2	18	30	405	2	84	30-55-1	405	2	84	1	21	0	21	1	20	0	20	561
Oct 20	Miami	29	42	0	41	23	323	2	48	23-38-1	323	2	48	0	0	0	0	1	0	0	0	365
Oct 27	at Pittsburgh																					
Nov 05	at Duke																					
Nov 12	Georgia Tech																					
Nov 19	at Notre Dame																					
Nov 26	Virginia																					
Dec 03	Atantic vs. Costal																					
	Opponent totals	247	725	6	41	111	1389	9	84	111-235-9	1389	9	84	8	167	0	31	7	30	0	20	2114
	Virginia Tech	337	1383	10	69	125	1662	20	55	125-203-2	1662	20	55	17	380	0	37	24	210	1	87	3045

GAMES: 7
AVG/RUSH: 2.9
AVG/CATCH: 12.5
PASS EFFIC: 101.86
KR AVG: 20.9
PR AVG: 4.3
ALL PURPOSE AVG/GAME: 332.9
TOTAL OFFENSE AVG/GM: 302.0

DATE	OPPONENT	TACKLES				SACKS	FUMBLE		PASS DEFENSE			BLKD KICK	PAT ATTEMPTS			SAF	PTS
		SOLO	AST	TOTAL	TFL-YDS	NO-YDS	FF	FR-YDS	INT-YDS	QBH	BRK		KICK	RUN	RCV		
Sep 03	Liberty	48	44	92	3.0-15	1.0-11	3	4-71	0-0	10	3	0	2-1	0	0	0	13
Sep 10	vs. Tennessee	50	30	80	8.0-25	3.0-15	2	5-0	0-0	2	2	0	6-6	0	0	0	45
Sep 17	Boston College	33	62	95	5.0-21	1.0-10	0	0-0	1-19	2	1	0	0-0	0	0	0	0
Sep 24	East Carolina	24	56	80	6.0-13	0.0-0	0	0-0	0-0	0	0	0	2-2	0	0	0	17
Oct 08	at North Carolina	31	62	93	6.0-34	2.0-19	1	2-0	0-0	2	5	0	0-0	0	0	0	3
Oct 15	at Syracuse	52	10	62	5.0-11	1.0-2	1	1-0	1-0	1	1	1	4-4	0	0	0	31
Oct 20	Miami	34	42	76	8.0-26	3.0-8	0	0-0	0-0	3	2	1	2-1	0	0	0	16
Oct 27	at Pittsburgh																
Nov 05	at Duke																
Nov 12	Georgia Tech																
Nov 19	at Notre Dame																
Nov 26	Virginia																
Dec 03	Atantic vs. Costal																
	Opponent totals	271	308	579	41.0-145	11.0-65	7	12-71	2-19	20	14	2	16-14	0	0	0	125
	Virginia Tech	218	222	440	60.0-239	20.0-127	3	5-18	9-18	31	33	3	30-29	0	1	2	251

DATE	OPPONENT	PUNTING									FIELD GOALS			KICKOFFS				
		NO	YDS	AVG	LG	BLKD	TB	FC	50+	I20	ATT-MADE	LG	BLKD	NO	YDS	AVG	TB	OB
Sep 03	Liberty	8	320	40.0	52	0	0	1	1	1	0-0	0	0	4	263	65.8	1	1
Sep 10	vs. Tennessee	6	255	42.5	53	0	1	3	1	2	2-1	34	0	8	516	64.5	3	0
Sep 17	Boston College	13	537	41.3	51	0	1	1	1	0	0-0	0	0	1	63	63.0	0	0
Sep 24	East Carolina	6	230	38.3	62	1	0	1	2	1	2-1	27	1	5	311	62.2	2	0
Oct 08	at North Carolina	6	274	45.7	53	0	1	1	2	0	1-1	28	0	2	126	63.0	1	0
Oct 15	at Syracuse	3	146	48.7	56	0	0	1	1	0	3-1	51	1	6	372	62.0	1	0
Oct 20	Miami	8	337	42.1	55	0	0	3	2	3	1-1	29	0	4	260	65.0	4	0
Oct 27	at Pittsburgh																	
Nov 05	at Duke																	
Nov 12	Georgia Tech																	
Nov 19	at Notre Dame																	
Nov 26	Virginia																	
Dec 03	Atantic vs. Costal																	
	Opponent totals	50	2099	42.0	62	1	3	11	10	7	9-5	51	2	30	1911	63.7	12	1
	Virginia Tech	37	1493	40.4	61	0	2	14	7	16	14-10	47	1	48	3134	65.3	40	0

OFFENSE GAME-BY-GAME

RUSHING	NO-YDS/TD	LIBERTY	TENN.	BC	ECU	UNC	SYRACUSE	MIAMI	PITT	DUKE	GT	ND	VA	ACC CHAMP
McMillian, T RB	92-458/3	13-39/0	14-127/1	12-36/1	9-10/0	17-76/1	9-39/0	18-131/0						
Evans, J QB	85-417/3	5-46/0	16-18/0	9-48/0	10-97/1	21-49/1	11-61/0	13-98/1						
Williams, M RB	39-170/1	DNP	DNP	15-81/0	3-8/1	10-30/0	5-23/0	6-28/0						
Rogers, S RB	33-109/0	7-23/0	4-20/0	3-15/0	9-29/0	1-1/0	8-21/0	1-0/0						
McKenzie, S RB	20-76/1	4-22/0	5-21/1	2-3/0	4-11/0	5-25/0	-	DNP						
Motley, B QB	8-68/2	1-5/0	DNP	2-37/1	5-26/1	-	DNP	-						
Carroll, C.J. WR	8-44/0	2-24/0	1-1/0	-	-	1-10/0	3-2/0	1-9/0						
Phillips, C WR	12-44/0	5-14/0	-	-	-	4-22/0	2-9/0	1-11/0						
Hodges, B TE	6-32/0	1-4/0	4-22/0	-	-	-	1-6/0	-						
McClease, D RB	8-27/0	8-27/0	DNP	DNP	DNP	DNP	DNP	DNP						
Reid, D.J. RB	3-11/0	-	-	3-11/0	DNP	DNP	-	DNP						
Murphy, H WR	1-3/0	1-3/0	DNP	-	-	-	-	-						
Click, J QB	2-1/0	DNP	DNP	2-1/0	DNP	DNP	DNP	DNP						
Ford, I WR	2-10/0	-	-	-	1-1/0	-	-	1-11/0						
Ludwig, M	1-11/0	-	-	-	-	1-11/0	-	-						
TEAM	17-56/0	1-1/0	1-21/0	2-3/0	4-15/0	6-13/0	DNP	3-3/0						

RECEIVING	NO-YDS/TD	LIBERTY	TENN.	BC	ECU	UNC	SYRACUSE	MIAMI	PITT	DUKE	GT	ND	VA	ACC CHAMP
Ford, I WR	36-505/5	11-117/1	5-51/0	4-91/2	4-117/1	-	8-83/1	4-46/0						
Phillips, C WR	27-405/2	5-53/1	7-77/0	2-53/0	1-55/1	2-20/0	3-83/0	7-64/0						
Hodges, B TE	25-323/5	3-42/2	3-13/0	4-48/0	2-47/0	1-28/0	5-79/1	7-66/2						
Rogers, S RB	8-157/3	-	3-47/1	1-4/1	1-12/0	1-22/1	-	2-72/0						
Carroll, C.J. WR	6-81/0	2-9/0	-	2-39/0	-	-	2-33/0	-						
Peoples, S FB	2-40/1	-	-	-	-	-	1-27/0	1-13/1						
Cunningham, C TE	4-32/2	-	-	1-7/1	1-13/0	1-1/1	-	1-11/0						
McMillian, T RB	6-31/2	-	1-3/0	2-11/1	1-13/1	2-4/0	-	-						
McKenzie, S RB	3-28/0	2-11/0	1-17/0	-	-	-	-	DNP						
Bradshaw, J WR	3-25/0	-	-	-	3-25/0	-	-	-						
Wilson, D WR	2-13/0	1-8/0	-	-	1-5/0	DNP	-	DNP						
Murphy, H WR	1-12/0	1-12/0	DNP	-	-	-	-	-						
Deablo, D WR	1-8/0	-	-	-	1-8/0	-	-	-						
Williams, M RB	1-2/0	DNP	DNP	-	-	-	1-2/0	-						

PASSING

#4 EVANS, J	ATT	COMP	INT	PCT	YARDS	TD	LONG	SACK	YDS	EFFIC
Liberty	32	20	0	62.5	221	4	25	1	11	161.8
Tennessee	28	20	0	71.4	208	1	30	3	15	145.6
Boston College	23	16	1	69.6	253	5	47	1	10	225.0
East Carolina	20	13	0	65.0	282	3	55	0	0	232.9
North Carolina	17	7	0	41.2	75	2	28	2	19	117.1
Syracuse	33	20	1	60.6	307	2	52	1	2	152.7
Miami	33	21	0	63.6	259	2	52	3	8	149.6
TOTALS	186	117	2	62.9	1605	19	55	11	65	166.9

#9 MOTLEY, B	ATT	COMP	INT	PCT	YARDS	TD	LONG	SACK	YDS	EFFIC
Liberty	9	5	0	55.6	31	0	12	0	0	84.5
Boston College	3	0	0	0.0	0	0	0	0	0	0.0
East Carolina	2	2	0	100.0	13	0	8	0	0	154.6
TOTALS	14	7	0	50.0	44	0	12	0	0	76.4

#45 ROGERS, S	ATT	COMP	INT	PCT	YARDS	TD	LONG	SACK	YDS	EFFIC
Miami	1	1	0	100.0	13	1	13	0	0	539.2
TOTALS	1	1	0	100.0	13	1	13	0	0	539.2

#1 FORD, I	ATT	COMP	INT	PCT	YARDS	TD	LONG	SACK	YDS	EFFIC
East Carolina	1	0	0	0.0	0	0	0	0	0	0.0
TOTALS	1	0	0	0.0	0	0	0	0	0	0.0

#11 CLICK, J	ATT	COMP	INT	PCT	YARDS	TD	LONG	SACK	YDS	EFFIC
Boston College	1	0	0	0.0	0	0	0	0	0	0.0
TOTALS	1	0	0	0.0	0	0	0	0	0	0.0

DEFENSE GAME-BY-GAME

TACKLES	UA-A	TOT	LIBERTY	TENN.	BC	ECU	UNC	SYRACUSE	MIAMI	PITT	DUKE	GT	ND	VA	ACC CHAMP
Motuapuaka, A LB	28-31	59	2-5	9-6	2-5	2-6	7-5	4-4	2-0						
Edmunds, Tr LB	28-26	54	3-0	0-2	1-6	2-7	5-2	10-6	7-3						
Clark, C DB	26-24	50	4-3	6-3	1-3	3-8	3-0	3-4	6-3						
Edmunds, Te	20-17	37	3-2	3-4	1-3	4-4	2-2	2-0	5-2						
Reynolds, M	14-13	27	1-2	1-2	2-2	0-3	2-0	6-3	2-1						
Baron, W DT	17-8	25	1-4	1-2	2-0	1-0	2-1	5-0	5-1						
Mihota, V DL	10-14	24	1-3	1-0	0-2	1-0	2-3	4-2	1-4						
Facyson, B CB	17-4	21	3-0	1-1	3-1	3-1	2-1	3-0	2-0						
Hill, T DE	6-13	19	0-2	1-1	0-2	2-1	1-0	1-3	1-4						
Ekanem, K DE	10-9	19	3-1	3-2	1-2	1-4	-	2-0	DNP						
Walker, R DT	6-9	15	-	0-1	0-3	2-1	1-0	2-2	1-2						
Alexander, A CB	9-5	14	DNP	1-1	2-2	2-1	0-1	3-0	1-0						
Settle, T DT	4-7	11	-	2-1	0-1	0-2	1-1	0-1	1-1						
Williams, N DT	6-4	10	2-1	2-2	-	2-0	0-1	-	DNP						
Stroman, G DB	3-6	9	2-0	-	0-2	0-1	0-1	0-2	1-0						
Shegog, A LB	3-6	9	1-0	0-2	-	1-3	-	1-0	0-1						
Beckett, T CB	1-3	4	-	0-1	1-2	-	-	-	-						
Huelskamp, S LB	1-3	4	1-1	0-2	-	-	-	-	-						
Sobczak, S DT	0-3	3	-	DNP	-	0-1	-	0-1	0-1						
Gaines, H DE	0-3	3	DNP	DNP	-	0-1	0-1	-	0-1						
Greene, D	2-1	3	-	2-0	0-1	-	-	-	DNP						
Newsome, D	0-2	2	-	0-1	0-1	-	DNP	DNP	-						
Williams, C CB	1-1	2	-	-	1-1	-	-	-	DNP						
Peoples, S	0-2	2	-	-	-	0-2	-	-	-						
Ludwig, M	1-1	2	-	0-1	-	-	-	1-0	-						
Phillips, C	0-2	2	-	-	-	0-1	0-1	-	-						
Taylor, J DE	0-2	2	0-1	0-1	DNP	DNP	DNP	DNP	DNP						
Quillen, J DB	1-1	2	-	DNP	0-1	DNP	1-0	-	-						
Floyd, R DB	0-1	1	-	-	-	0-1	-	-	-						
Deablo, D	1-0	1	-	-	-	-	1-0	-	-						
Dooley, S DE	1-0	1	-	DNP	-	1-0	-	-	-						
Galante, J CB	0-1	1	0-1	-	-	-	-	DNP	-						
Carpenter, A	1-0	1	DNP	DNP	DNP	1-0	DNP	DNP	DNP						
Moss, J LB	1-0	1	1-0	DNP	DNP	DNP	DNP	DNP	DNP						

SACKS	UA-A	TOT	LIBERTY	TENN.	BC	ECU	UNC	SYRACUSE	MIAMI	PITT	DUKE	GT	ND	VA	ACC CHAMP
Ekanem, K DE	3-3	4.5	1.0-6	1.5-9	-	2.0-13	-	-	DNP						
Baron, W DT	3-2	4.0	-	-	-	-	0.5-3	1.0-2	2.5-16						
Edmunds, Tr LB	3-1	3.5	-	-	-	1.5-8	1.0-6	-	1.0-8						
Mihota, V DL	1-2	2.0	-	-	-	-	-	-	2.0-16						
Hill, T DE	1-1	1.5	-	-	-	-	-	-	1.5-9						
Motuapuaka, A LB	0-2	1.0	-	-	-	0.5-2	0.5-3	-	-						
Williams, N DT	0-1	0.5	-	0.5-1	-	-	-	-	DNP						
Shegog, A LB	0-1	0.5	-	-	-	0.5-1	-	-	-						
Gaines, H DE	0-1	0.5	DNP	DNP	-	0.5-1	-	-	-						
Floyd, R DB	0-1	0.5	-	-	-	0.5-7	-	-	-						
Walker, R DT	0-1	0.5	-	-	-	-	-	-	0.5-4						
Phillips, C	0-1	0.5	-	-	-	0.5-8	-	-	-						
Sobczak, S DT	0-1	0.5	-	DNP	-	-	-	-	0.5-4						

DEFENSE GAME-BY-GAME

TACKLES FOR LOSS	UA-A	TOT	LIBERTY	TENN.	BC	ECU	UNC	SYRACUSE	MIAMI	PITT	DUKE	GT	ND	VA	ACC CHAMP
Edmunds, Tr LB	7-8	11.0	1.0-1	0.5-2	2.5-5	2.0-9	1.5-6	1.5-11	2.0-10						
Baron, W DT	8-3	9.5	-	0.5-3	1.0-3	1.0-2	0.5-3	2.0-3	4.5-24						
Mihota, V DL	3-7	6.5	-	-	0.5-1	-	2.0-3	1.5-1	2.5-17						
Ekanem, K DE	3-5	5.5	1.0-6	1.5-9	1.0-1	2.0-13	-	-	DNP						
Hill, T DE	3-2	4.0	-	-	0.5-2	2.0-4	-	-	1.5-9						
Walker, R DT	2-3	3.5	-	-	0.5-2	2.5-5	-	-	0.5-4						
Settle, T DT	1-4	3.0	-	1.5-4	-	0.5-1	0.5-1	-	0.5-1						
Motuapuaka, A LB	2-2	3.0	-	1.0-5	-	0.5-2	1.5-4	-	-						
Reynolds, M	2-1	2.5	-	1.0-4	0.5-2	-	1.0-1	-	-						
Williams, N DT	1-2	2.0	-	0.5-1	-	1.0-3	0.5-0	-	DNP						
Shegog, A LB	1-1	1.5	-	-	-	1.5-4	-	-	-						
Facyson, B CB	1-1	1.5	-	-	1.0-2	-	0.5-9	-	-						
Alexander, A CB	0-2	1.0	DNP	-	0.5-0	-	0.5-1	-	-						
Phillips, C	0-2	1.0	-	-	-	0.5-8	0.5-9	-	-						
Clark, C DB	1-0	1.0	-	-	-	-	1.0-1	-	-						
Dooley, S DE	1-0	1.0	-	DNP	-	1.0-3	-	-	-						
Edmunds, Te	0-1	0.5	-	-	-	0.5-1	-	-	-						
Taylor, J DE	0-1	0.5	-	0.5-1	DNP	DNP	DNP	DNP	DNP						
Sobczak, S DT	0-1	0.5	-	DNP	-	-	-	-	0.5-4						
Floyd, R DB	0-1	0.5	-	-	-	0.5-7	-	-	-						
Gaines, H DE	0-1	0.5	DNP	DNP	-	0.5-1	-	-	-						

RETURNS GAME-BY-GAME

PUNT RETURNS	NO-YDS	LIBERTY	TENN.	BC	ECU	UNC	SYRACUSE	MIAMI	PITT	DUKE	GT	ND	VA	ACC CHAMP
Stroman, G	18-183	3-22	-	7-50	2-94	1--1	2-13	3-5						
Carroll, C.J.	3-36	1-2	-	2-34	-	-	-	-						
Phillips, C	1-1	-	-	-	1-1	-	-	-						
TEAM	1--2	-	1--2	-	-	-	DNP	-						
Williams, C	1--8	1--8	-	-	-	-	-	DNP						

KICK RETURNS	NO-YDS	LIBERTY	TENN.	BC	ECU	UNC	SYRACUSE	MIAMI	PITT	DUKE	GT	ND	VA	ACC CHAMP
Stroman, G	16-365	2-61	5-106	1-21	3-61	1-26	4-90	-						
Greene, D	1-15	-	-	-	-	-	1-15	DNP						

INT. RETURNS	NO-YDS	LIBERTY	TENN.	BC	ECU	UNC	SYRACUSE	MIAMI	PITT	DUKE	GT	ND	VA	ACC CHAMP
Stroman, G	3-0	2-0	-	-	-	1-0	-	-						
Edmunds, Te	3-15	1-15	-	-	-	-	1-0	1-0						
Motuapuaka, A	1-0	-	-	-	-	1-0	-	-						
Alexander, A	1-0	DNP	-	1-0	-	-	-	-						
Reynolds, M	1-3	-	1-3	-	-	-	-	-						

FUMBLE RETURNS	NO-YDS	LIBERTY	TENN.	BC	ECU	UNC	SYRACUSE	MIAMI	PITT	DUKE	GT	ND	VA	ACC CHAMP
Motuapuaka, A	1-9	-	-	1-9	-	-	-	-						
Baron, W	1-9	-	-	-	-	1-9	-	-						

GAMES PLAYED

NO.	NAME	GP/GS	LIBERTY	TENN.	BC	ECU	UNC	SYRACUSE	MIAMI	PITT	DUKE	GT	ND	VA	ACC CHAMP
36	Alexander, A	6/-	...	XXX	XXX	XXX	XXX	XXX	XXX						
35	Banks, E	2/-	XXX	XXX						
60	Baron, W	7/7	START	START	START	START	START	START	START						
14	Beckett, T	7/-	XXX	XXX	XXX	XXX	XXX	XXX	XXX						
15	Bradshaw, J	7/-	XXX	XXX	XXX	XXX	XXX	XXX	XXX						
82	Burke, X	6/-	XXX	XXX	XXX	XXX	XXX	XXX	...						
8H	Bynum, W	7/-	XXX	XXX	XXX	XXX	XXX	XXX	XXX						
38	Carpenter, A	1/-	XXX						
86	Carroll, C.J.	7/-	XXX	XXX	XXX	XXX	XXX	XXX	XXX						
61	Chung, K	3/2	...	START	START	XXX						
19	Clark, C	7/7	START	START	START	START	START	START	START						
1Q	Click, J	1/-	XXX						
72	Conte, A	7/7	START	START	START	START	START	START	START						
85	Cunningham, C	7/-	XXX	XXX	XXX	XXX	XXX	XXX	XXX						
88	Deablo, D	7/-	XXX	XXX	XXX	XXX	XXX	XXX	XXX						
43	Dooley, S	6/-	XXX	...	XXX	XXX	XXX	XXX	XXX						
13	Durkin, C	3/-	XXX	...	XXX	...	XXX						
22	Edmunds, Te	7/7	START	START	START	START	START	START	START						
49	Edmunds, Tr	7/7	START	START	START	START	START	START	START						
4D	Ekanem, K	6/6	START	START	START	START	START	START	START						
4	Evans, J	7/7	START	START	START	START	START	START	START						
31	Facyson, B	7/7	START	START	START	START	START	START	START						
21	Floyd, R	7/-	XXX	XXX	XXX	XXX	XXX	XXX	XXX						
1	Ford, I	7/7	START	START	START	START	START	START	START						
11	Gaines, H	5/-	XXX	XXX	XXX	XXX	XXX						
37	Galante, J	6/-	XXX	XXX	XXX	XXX	XXX	...	XXX						
64	Gallo, E	6/5	START	...	XXX	START	START	START	START						
23	Greene, D	6/-	XXX	XXX	XXX	XXX	XXX	XXX	...						
94	Hill, T	7/1	XXX	XXX	XXX	XXX	XXX	XXX	START						
7	Hodges, B	7/7	START	START	START	START	START	START	START						
44	Hubbard, T	1/-	XXX						
56	Huelskamp, S	7/-	XXX	XXX	XXX	XXX	XXX	XXX	XXX						
83	Kumah, E	6/-	XXX	...	XXX	XXX	XXX	XXX	XXX						
90	Ludwig, M	7/-	XXX	XXX	XXX	XXX	XXX	XXX	XXX						
33	McCleave, D	1/-	XXX						
28	McKenzie, S	6/-	XXX	XXX	XXX	XXX	XXX	XXX	...						
71	McLaughlin, J	7/7	START	START	START	START	START	START	START						
34	McMillian, T	7/4	XXX	START	START	START	XXX	XXX	START						
99	Mihota, V	7/7	START	START	START	START	START	START	START						
66	Mitchell, B	2/-	XXX	XXX						
95	Moon, C	1/-	XXX						
50	Moss, J	1/-	XXX						
9	Motley, B	5/-	XXX	...	XXX	XXX	XXX	...	XXX						
54	Motuapuaka, A	7/7	START	START	START	START	START	START	START						
12	Murphy, H	6/-	XXX	...	XXX	XXX	XXX	XXX	XXX						
20	Newsome, D	5/-	XXX	XXX	XXX	XXX	XXX						
69	Nijman, Y	7/7	START	START	START	START	START	START	START						
67	Osterloh, P	2/-	XXX	XXX	...						
27	Payne, S	2/-	XXX	...	XXX						
25	Peoples, S	7/5	START	XXX	XXX	START	START	START	START						
58	Pettit, C	7/2	START	START	XXX	XXX	XXX	XXX	XXX						
74	Pfaff, B	7/-	XXX	XXX	XXX	XXX	XXX	XXX	XXX						
5	Phillips, C	7/7	START	START	START	START	START	START	START						
62	Plantin, D	1/-	XXX						
26	Quillen, J	5/-	XXX	...	XXX	...	XXX	XXX	XXX						
48	Reid, D.J.	4/-	XXX	XXX	XXX	XXX	...						
6	Reynolds, M	7/7	START	START	START	START	START	START	START						
45	Rogers, S	7/5	START	START	START	XXX	START	START	XXX						
97	Settle, T	7/-	XXX	XXX	XXX	XXX	XXX	XXX	XXX						
24	Shegog, A	7/-	XXX	XXX	XXX	XXX	XXX	XXX	XXX						
46	Slye, Joey	7/-	XXX	XXX	XXX	XXX	XXX	XXX	XXX						
79	Smith, T	7/-	XXX	XXX	XXX	XXX	XXX	XXX	XXX						
91	Sobczak, S	6/-	XXX	...	XXX	XXX	XXX	XXX	XXX						
3	Stroman, G	7/7	START	START	START	START	START	START	START						
87	Taylor, C	6/-	XXX	XXX	XXX	XXX	XXX	...	XXX						
96	Taylor, J	2/-	XXX	XXX						
57	Teller, W	7/5	XXX	XXX	START	START	START	START	START						
98	Walker, R	7/1	XXX	XXX	XXX	XXX	XXX	XXX	START						
2D	Williams, C	6/-	XXX	XXX	XXX	XXX	XXX	XXX	...						
42	Williams, M	5/-	XXX	XXX	XXX	XXX	XXX						
8	Williams, N	6/6	START	START	START	START	START	START	...						
89	Wilson, D	5/-	XXX	XXX	XXX	XXX	...	XXX	...						

BY-QUARTER STATISTIC

3RD-DOWN CONVERSIONS

DATE	OPPONENT		SCORE	OVERALL	1ST QTR	2ND QTR	3RD QTR	4TH QTR	OT QTR
Sep 03	Liberty	W	36-13	10-20 50.0%	1-3 33.3%	3-7 42.9%	2-4 50.0%	4-6 66.7%	
Sep 10	vs. Tennessee	L	24-45	6-13 46.2%	4-5 80.0%	0-3 0.0%	0-3 0.0%	2-2 100.0%	
Sep 17	Boston College	W	49-0	7-14 50.0%	2-4 50.0%	0-3 0.0%	1-2 50.0%	4-5 80.0%	
Sep 24	East Carolina	W	54-17	5-14 35.7%	1-4 25.0%	1-2 50.0%	2-5 40.0%	1-3 33.3%	
Oct 08	at North Carolina	W	34-3	8-20 40.0%	1-6 16.7%	3-5 60.0%	1-4 25.0%	3-5 60.0%	
Oct 15	at Syracuse	L	17-31	4-13 30.8%	1-5 20.0%	2-5 40.0%	1-2 50.0%	0-1 0.0%	
Oct 20	Miami	W	37-16	4-13 30.8%	0-3 0.0%	1-4 25.0%	1-2 50.0%	2-4 50.0%	
Oct 27	at Pittsburgh								
Nov 05	at Duke								
Nov 12	Georgia Tech								
Nov 19	at Notre Dame								
Nov 26	Virginia								
Dec 03	Atlantic vs. Coastal								
	Virginia Tech			44-107 41.1%	10-30 33.3%	10-29 34.5%	8-22 36.4%	16-26 61.5%	0-0 0.0%
	Opponents			27-109 24.8%	4-28 14.3%	8-31 25.8%	8-30 26.7%	7-20 35.0%	0-0 0.0%

4TH-DOWN CONVERSIONS

DATE	OPPONENT		SCORE	OVERALL	1ST QTR	2ND QTR	3RD QTR	4TH QTR	OT QTR
Sep 03	Liberty	W	36-13	1-1 100.0%	0-0 0.0%	1-1 100.0%	0-0 0.0%	0-0 0.0%	
Sep 10	vs. Tennessee	L	24-45	0-0 0.0%	0-0 0.0%	0-0 0.0%	0-0 0.0%	0-0 0.0%	
Sep 17	Boston College	W	49-0	1-1 100.0%	0-0 0.0%	0-0 0.0%	1-1 100.0%	0-0 0.0%	
Sep 24	East Carolina	W	54-17	0-2 0.0%	0-0 0.0%	0-0 0.0%	0-1 0.0%	0-1 0.0%	
Oct 08	at North Carolina	W	34-3	1-2 50.0%	0-0 0.0%	0-0 0.0%	1-2 50.0%	0-0 0.0%	
Oct 15	at Syracuse	L	17-31	0-1 0.0%	0-0 0.0%	0-1 0.0%	0-0 0.0%	0-0 0.0%	
Oct 20	Miami	W	37-16	0-0 0.0%	0-0 0.0%	0-0 0.0%	0-0 0.0%	0-0 0.0%	
Oct 27	at Pittsburgh								
Nov 05	at Duke								
Nov 12	Georgia Tech								
Nov 19	at Notre Dame								
Nov 26	Virginia								
Dec 03	Atlantic vs. Coastal								
	Virginia Tech			3-7 42.9%	0-0 0.0%	1-2 50.0%	2-4 50.0%	0-1 0.0%	0-0 0.0%
	Opponents			5-16 31.2%	1-3 33.3%	1-3 33.3%	2-6 33.3%	1-4 25.0%	0-0 0.0%

TIME OF POSSESSION

DATE	OPPONENT		SCORE	OVERALL	1ST QTR	2ND QTR	3RD QTR	4TH QTR
Sep 03	Liberty	W	36-13	33:42	5:50	9:10	7:19	11:23
Sep 10	vs. Tennessee	L	24-45	31:44	10:53	7:32	6:01	7:18
Sep 17	Boston College	W	49-0	35:15	8:27	7:46	7:58	11:04
Sep 24	East Carolina	W	54-17	30:03	6:36	7:12	9:02	7:13
Oct 08	at North Carolina	W	34-3	39:59	9:05	9:47	7:41	13:26
Oct 15	at Syracuse	L	17-31	26:35	8:36	7:10	7:30	3:19
Oct 20	Miami	W	37-16	30:32	6:26	7:21	8:15	8:30
Oct 27	at Pittsburgh							
Nov 05	at Duke							
Nov 12	Georgia Tech							
Nov 19	at Notre Dame							
Nov 26	Virginia							
Dec 03	Atlantic vs. Coastal							
Virginia Tech		Total		227:50	55:53	55:58	53:46	62:13
		Avg.		32:32	7:59	7:59	7:40	8:53
Opponents		Total		192:10	49:07	49:02	51:14	42:47
		Avg.		27:27	7:01	7:00	7:19	6:06

NCAA Statistics

Virginia Tech - 2016-17 Football Ranking Summary thru games 10/22/2016

Statistic	National Rank	Conference Rank	Value	National Leader	Value	Conference Leader	Value
3rd Down Conversion Pct (128 ranked)	58	9	0.411	Texas Tech	0.593	Clemson	0.486
3rd Down Conversion Pct Defense (128 ranked)	5	1	0.248	Michigan	0.130	Virginia Tech	0.248
4th Down Conversion Pct (128 ranked)	92	11	0.429	Western Mich.	0.923	Louisville	0.800
4th Down Conversion Pct Defense (126 ranked)	14	2	0.313	Duke La.-Monroe	0.000 0.000	Duke	0.000
Blocked Kicks (38 ranked)	6	2	3	Oklahoma St.	5	Miami (FL)	4
Blocked Kicks Allowed (125 ranked)	93	10	2	55 teams tied	0	Georgia Tech Virginia Wake Forest	0 0 0
Blocked Punts (11 ranked)	11	2	1	10 teams tied	2	Miami (FL)	2
Blocked Punts Allowed (127 ranked)	1	1	0	89 teams tied	0	11 teams tied	0
Completion Percentage (128 ranked)	40	7	0.616	Washington St.	0.725	North Carolina	0.712
Defensive TDs (15 ranked)				Alabama	9	Pittsburgh	3
Fewest Penalties (128 ranked)	25	4	37	Navy	14	Georgia Tech	22
Fewest Penalties Per Game (128 ranked)	32	4	5.29	Navy	2.33	Georgia Tech	3.14
Fewest Penalty Yards (128 ranked)	18	4	324	Navy	116	Georgia Tech	225
Fewest Penalty Yards Per Game (128 ranked)	24	4	46.29	Navy	19.33	Georgia Tech	32.14
First Downs Defense (128 ranked)	6	2	104	Michigan	74	Boston College	101
First Downs Offense (128 ranked)	60	6	155	Texas Tech	230	Louisville	201
Fumbles Lost (128 ranked)	128	14	12	Iowa Washington St. Nevada	1 1 1	Miami (FL)	2
Fumbles Recovered (122 ranked)	54	9	5	Washington	12	North Carolina St.	8
Kickoff Return Defense (128 ranked)	66	7	20.88	Memphis	14.86	Clemson	15.44
Kickoff Returns (128 ranked)	45	8	22.35	Air Force	32.89	Pittsburgh	31.41
Net Punting (128 ranked)	48	7	38.46	Utah	45.26	Miami (FL)	40.94
Passes Had Intercepted (128 ranked)	2	1	2	Western Mich.	1	North Carolina Virginia Tech Pittsburgh	2 2 2
Passes Intercepted (122 ranked)	20	2	9	4 teams tied	14	Clemson	11
Passing Offense (128 ranked)	56	9	238.3	Texas Tech	542.7	Syracuse	357.1
Passing Yards Allowed (128 ranked)	32	6	198.4	Michigan	111.0	Clemson	166.1
Passing Yards per Completion (128 ranked)	38	5	13.34	Air Force	27.46	Georgia Tech	16.92
Punt Return Defense (128 ranked)	26	3	4.29	Auburn	-1.50	North Carolina	0.17
Punt Returns (128 ranked)	53	10	8.75	Syracuse	19.55	Syracuse	19.55
Red Zone Defense (128 ranked)	10	2	0.688	Florida	0.643	Wake Forest	0.682
Red Zone Offense (128 ranked)	55	7	0.853	Kansas St.	0.970	Florida St.	0.939
Rushing Defense (128 ranked)	11	3	103.6	Alabama	70.1	Pittsburgh	96.6
Rushing Offense (128 ranked)	42	5	197.6	New Mexico	374.1	Louisville	285.3
Sacks Allowed (128 ranked)	30	5	1.57	Troy	0.14	Pittsburgh	0.71
Scoring Defense (128 ranked)	16	3	17.9	Michigan	10.0	Clemson	15.3
Scoring Offense (128 ranked)	29	4	35.9	Louisville	52.6	Louisville	52.6
Tackles for Loss Allowed (128 ranked)	63	8	5.86	Missouri	2.00	Louisville	4.00
Team Passing Efficiency (128 ranked)	11	2	161.14	Toledo	201.46	Louisville	161.62
Team Passing Efficiency Defense (128 ranked)	8	2	101.86	Florida	80.82	Clemson	90.94
Team Sacks (128 ranked)	27	9	2.86	Alabama	4.00	Pittsburgh Clemson	3.57 3.57
Team Tackles for Loss (128 ranked)	7	3	8.6	Miami (FL)	10.1	Miami (FL)	10.1
Time of Possession (128 ranked)	26	4	32:32	Army West Point	35:52	Florida St.	35:39
Total Defense (128 ranked)	11	4	302.0	Michigan	207.0	Boston College	292.9
Total Offense (128 ranked)	45	6	435.9	Texas Tech	640.3	Louisville	616.9
Turnover Margin (128 ranked)	54	6	0.00	Washington	2.00	Wake Forest Florida St.	0.86 0.86
Turnovers Gained (128 ranked)	31	5	14	Utah	22	Clemson	16
Turnovers Lost (128 ranked)	97	11	14	Western Mich.	3	Pittsburgh	6
Winning Percentage (126 ranked)	23	4	0.714	9 teams tied	1.000	Clemson (FL)	1.000
Turnovers Lost (128 ranked)	113	11	14	Western Mich.		Pittsburgh	6
Winning Percentage (128 ranked)	33	7	0.667	11 teams tied	1.000	Clemson	1.000

Statistic	Player	National Rank	Conference Rank	Value	National Leader	Value	Conference Leader	Value
All Purpose (200 ranked)					Carlos Henderson, Louisiana Tech	217.14	Dalvin Cook, Florida St.	179.43
Blocked Kicks (3 ranked)					Trey Hendrickson, Fla. Atlantic Vincent Taylor, Oklahoma St.	3 3	RJ McIntosh, Miami (FL)	2
Combined Kick Returns (200 ranked)	Greg Stroman	9	3	548	Charles Nelson, Oregon	736	Quadree Henderson, Pittsburgh	687
Completion Percentage (111 ranked)	Jerod Evans	32	5	0.629	Luke Falk, Washington St.	0.727	Mitch Trubisky, North Carolina	0.712
Completions Per Game (100 ranked)	Jerod Evans	61	10	16.71	Luke Falk, Washington St.	36.14	Eric Dungey, Syracuse	28.00
Field Goal Percentage (109 ranked)	Joey Slye	59	5	0.714	4 players tied	1.000	Blanton Creque, Louisville	0.889
Field Goals Per Game (127 ranked)	Joey Slye	28	2	1.43	Zane Gonzalez, Arizona St.	2.50	Ricky Aguayo, Florida St.	2.00
Forced Fumbles (91 ranked)	Brandon Facyson	42	10	0.29	Jimmie Gilbert, Colorado	0.63	James Hearn, Louisville Micah Kiser, Virginia Harold Landry, Boston College	0.57 0.57 0.57
Fumbles Recovered (67 ranked)	Woody Baron Tremaine Edmunds Terrell Edmunds Der'Woun Greene Andrew Motuapuaka	67 67 67 67 67	8 8 8 8 8	1 1 1 1 1	Keishawn Bierria, Washington	5	7 players tied	2
Interceptions Per Game (143 ranked)	Terrell Edmunds Greg Stroman	23 23	2 2	0.4 0.4	Jalen Tabor, Florida	0.8	Tarvarus McFadden, Florida St.	0.7
Kickoff Return TDs (3 ranked)					Quadree Henderson, Pittsburgh Tony Pollard, Memphis	2 2	Quadree Henderson, Pittsburgh	2
Kickoff Returns (110 ranked)	Greg Stroman	54	9	22.8	Quadree Henderson, Pittsburgh	35.9	Quadree Henderson, Pittsburgh	35.9
Passes Defended (34 ranked)	Greg Stroman	24	2	1.3	Rashard Fant, Indiana	2.0	Breon Borders, Duke	1.6
Passing Efficiency (111 ranked)	Jerod Evans	8	1	167.2	Logan Woodside, Toledo	200.8	Jerod Evans, Virginia Tech	167.2
Passing TDs (131 ranked)	Jerod Evans	11	2	19	Logan Woodside, Toledo	28	Deshawn Watson, Clemson	20
Passing Yards (130 ranked)	Jerod Evans	49	8	1,611	Patrick Mahomes, Texas Tech	3,313	Eric Dungey, Syracuse	2,631
Passing Yards Per Game (130 ranked)	Jerod Evans	46	8	230.1	Patrick Mahomes, Texas Tech	473.3	Eric Dungey, Syracuse	328.9
Passing Yards per Completion (111 ranked)	Jerod Evans	19	3	13.77	Lamar Jackson, Louisville	16.13	Lamar Jackson, Louisville	16.13
Points Responsible For (200 ranked)	Jerod Evans Joey Slye	11 144	2 15	134 59	Patrick Mahomes, Texas Tech	210	Lamar Jackson, Louisville	204
Points Responsible For Per Game (194 ranked)	Jerod Evans Joey Slye	10 138	2 15	19.1 8.4	Patrick Mahomes, Texas Tech	30.0	Lamar Jackson, Louisville	29.1
Punt Return TDs (3 ranked)	Greg Stroman	3	1	1	Nacarius Fant, Western Ky. Eddie Jackson, Alabama	2 2	5 players tied	1
Punt Returns (68 ranked)	Greg Stroman	26	8	10.2	Eddie Jackson, Alabama	23.0	Brisly Estime, Syracuse	19.8
Punting (107 ranked)	Mitchell Ludwig	76	9	40.4	Cameron Johnston, Ohio St.	49.5	Nicholas Conte, Virginia	45.3
Receiving TDs (122 ranked)	Isaiah Ford Bucky Hodges Sam Rogers	38 38 122	4 4 17	5 5 3	Corey Davis, Western Mich. Jonathan Giles, Texas Tech	11 11	Amba Etta-Tawo, Syracuse	7
Receiving Yards (200 ranked)	Isaiah Ford Cam Phillips Bucky Hodges	66 126 196	7 14 25	505 405 323	Trent Taylor, Louisiana Tech	1,143	Amba Etta-Tawo, Syracuse	1,074
Receiving Yards Per Game (200 ranked)	Isaiah Ford Cam Phillips Bucky Hodges	61 124 188	5 14 25	72.1 57.9 46.1	Trent Taylor, Louisiana Tech	142.9	Amba Etta-Tawo, Syracuse	134.3
Receptions Per Game (199 ranked)	Isaiah Ford Cam Phillips Bucky Hodges	61 142 173	6 20 23	5.1 3.9 3.6	Zay Jones, East Carolina	13.6	Amba Etta-Tawo, Syracuse Ryan Switzer, North Carolina	8.3 8.3
Rush Yards Per Carry (182 ranked)	Travon McMillian Jerod Evans	95 100	10 12	4.98 4.91	Damien Harris, Alabama	8.01	Brandon Radcliff, Louisville	7.76
Rushing TDs (170 ranked)	Jerod Evans Travon McMillian	170 170	22 22	3 3	Lamar Jackson, Louisville	16	Lamar Jackson, Louisville	16
Rushing Yards (200 ranked)	Travon McMillian Jerod Evans	110 132	12 15	458 417	Donnel Pumphrey, San Diego St.	1,246	Lamar Jackson, Louisville	908
Rushing Yards Per Game (200 ranked)	Travon McMillian Jerod Evans	109 133	13 14	65.4 59.6	Donnel Pumphrey, San Diego St.	178.0	Lamar Jackson, Louisville	129.7
Sacks (104 ranked)	Ken Ekanem Woody Baron	40 80	6 11	0.75 0.57	Ejuan Price, Pittsburgh	1.29	Ejuan Price, Pittsburgh	1.29
Scoring (198 ranked)	Joey Slye	46	4	8.4	Lamar Jackson, Louisville Jeremy McNichols, Boise St.	13.7 13.7	Lamar Jackson, Louisville	13.7
Solo Tackles (58 ranked)					Nate Holley, Kent St.	8.8	Quin Blanding, Virginia	6.3
Tackles For Loss (42 ranked)	Tremaine Edmunds Woody Baron	12 28	4 8	1.6 1.4	Takkarist McKinley, UCLA	2.0	Ejuan Price, Pittsburgh	1.9
Total Interceptions (65 ranked)	Terrell Edmunds Greg Stroman	17 17	2 2	3 3	Tarvarus McFadden, Florida St. Kai Nacua, BYU	5 5	Tarvarus McFadden, Florida St.	5
Total Offense (199 ranked)	Jerod Evans	29	5	289.7	Patrick Mahomes, Texas Tech	507.1	Lamar Jackson, Louisville	438.4
Total Points Scored (148 ranked)	Joey Slye	53	4	59	Lamar Jackson, Louisville Jeremy McNichols, Boise St.	96 96	Lamar Jackson, Louisville	96
Total Tackles (150 ranked)	Andrew Motuapuaka Tremaine Edmunds	59 96	10 14	8.4 7.7	Rodney Butler, New Mexico St.	14.6	Micah Kiser, Virginia	11.0
Total Touchdowns (98 ranked)					Lamar Jackson, Louisville Jeremy McNichols, Boise St.	16 16	Lamar Jackson, Louisville	16
Yards per Pass Attempt (111 ranked)	Jerod Evans	17	2	8.66	Baker Mayfield, Oklahoma	11.02	Lamar Jackson, Louisville	9.40
Yards per Reception (200 ranked)	Cam Phillips Isaiah Ford	128 173	15 22	15.00 14.03	Jalen Robinette, Air Force	27.05	Ahmon Richards, Miami (FL)	21.85

AT PITTSBURGH WEEK - MEDIA SCHEDULE

Monday	Tuesday	Wednesday	Thursday	Friday	Sunday
Media Luncheon 11:00-1 p.m.	No availability	ACC Teleconference 11:50 a.m.	GAME DAY at Pittsburgh - 7 p.m.	No availability	No availability
Coaches Fuente, Foster & select players		Coach Fuente	Postgame: Coaches Fuente, Foster & select players	Saturday No availability	

VIRGINIA TECH MEDIA INFORMATION

MONDAY - MEDIA LUNCHEON - MODIFIED, INTERVIEWS BEGIN AT 11:30

Mondays, media members are invited to the Veatch Family Lounge, which is located on the second floor of the Jamerson Athletic Center, to take part in a joint press conference with Coach Justin Fuente and selected players in the football player's lounge. A light lunch is served at 11:30 a.m. with interviews beginning at 12 p.m., with Coach Fuente starting at the podium. The players and coaches who come to Monday's media luncheon will not be available post-practice on Tuesday.

A video feed of the press conference is available for free, both live and archived, on hokiesports.com. Media may watch this feed outside of the Veatch Family Lounge, but can not ask questions.

Media may ONLY park in the softball/track lot without a visitor's pass. Tickets will be the responsibility of the offender.

TUESDAY - MEDIA INTERVIEWS - CANCELED FOR THIS WEEK

Tuesdays, selected individuals will be available post practice. These interviews will take place outside the Veatch Family Lounge at approximately 6 p.m.

Media members are asked to wait in the basketball work area located in Cassell Coliseum until a member of the Strategic Communications staff brings the media members to the lounge area.

Media coming for campus for post-practice interviews do not need a visitor's parking pass (after 5 p.m.). If members plan to come on campus during normal business hours (8 a.m. to 5 p.m.), they must stop at the Visitor's Center and get a parking pass. Tickets will be the responsibility of the offender.

WEDNESDAY - ACC TELECONFERENCE

The ACC football coaches will be featured on a weekly teleconference, beginning Wednesday, Aug. 31 and continuing each Wednesday until Nov. 22. Each coach will be available for 10 minutes, with Coach Justin Fuente scheduled to start at 11:50 a.m.

Members of the media can secure the number by contacting the ACC office at (336) 851-6062.

ACC VIDEO CLIP SERVICE

ACC Advanced Media will utilize the ACC Video Clip Service (AVCS) to provide football highlights and press conference excerpts to broadcast media across the conference footprint. This service will provide video content to media outlets in a more timely fashion, in an easy to access and download format, at no cost. To register for the AVCS contact Scott McBurney, Assistant Commissioner/ACC Advanced Media, at smcurney@theacc.org or call 336.369.4646.

WWW.HOKIESPORTS.COM

The official web site of Virginia Tech athletics is home to all the football knowledge you need. Schedules, results, rosters, bios, stats, general releases and game notes can be found here and are always up to date. The Gameday section (only available for home games) has live stats, radio and television coverage information and other pertinent information.

HOKIESPORTS.COM/MEDIA

This media-only, password-protected web site is designed to make the media's job easier. Here you will find high-resolution, color head shots of every Tech football player and coach available to download, along with logos and other information.

HOKIESPORTS.COM/MEDIA/CREDENTIALS

Tech's online site to request single-game press box or photo credentials. No email requests please!

WWW.THEACC.COM

Updated standings, results, schedules, stats and notes are on the site each week during the season.

WWW.COLLEGEPRESSBOX.COM

collegepressbox.com is the official media web site for ACC football. Access and download weekly game notes, quotes, stats, media guides and more for the conference and each of its 12 member schools. Login information will be distributed to accredited media or you can apply for a password by sending an e-mail to password@collegepressbox.com.

JUST VIRGINIA TECH, PLEASE

While the full name of the school is Virginia Polytechnic Institute and State University, the school is commonly referred to as "Virginia Tech."

Founded in 1872, as Virginia Agricultural and Mechanical College, the university changed its name to Virginia Polytechnic Institute in 1896.

Fans of the athletic department, as well as media covering the Hokies, shortened the name to VPI, but it eventually became Virginia Tech.

The "State University" was added in 1970 to bring the official title to what it is today.

Those covering Hokie athletics are asked to refer to the university as simply "Virginia Tech."

Virginia Tech University, VPI and SU, VPI&SU, VT or VA Tech are not recognized names and should not be used.

WHO TO CONTACT

STRATEGIC COMMUNICATIONS OFFICE

21 Beamer Way
Room 460, Jamerson Athletic Center
Blacksburg, Va. 24061
Office: (540) 231-6726 • Fax: (540) 231-6984

Virginia Tech Football Contacts

Requests for Coaches, Players
Associate AD, Strategic Communications
Pete Moris
540.231.9965 | morisvt@vt.edu

Requests for Credentials
Associate Dir., Strategic Communications
Marc Mullen
540.231.1894 | marcm@vt.edu

Assistant Dir., Strategic Communications
Peter Long
540.231.3387 | lpeter@vt.edu

Requests for Photographs
Director, Photography and Design
Dave Knachel
540.231.1838 | dknachel@vt.edu

Requests for Virginia Tech Radio
Assistant Director of Broadcast Services
Andrew Allegretta
540.961.7604 ext. 5
| andrew.allegretta@img.com

VIRGINIA TECH FOOTBALL ON SOCIAL MEDIA



FACEBOOK
facebook.com/hokiesports



TWITTER
@VT_Football



INSTAGRAM
vthokiefootball



SNAPCHAT
HokieSports