

VIRGINIA TECH

2016 FOOTBALL

AMERICA'S LONGEST ACTIVE BOWL STREAK - 23 STRAIGHT | 11 CONFERENCE TITLES - 4 ACC TITLES | HOME OF THE #LPD - 76.0 SACKS & 351 INTS LEAD FBS SINCE 1996 | 100% GRADUATION RATE OF SENIORS SINCE 2012



(4-1, 2-0 ACC)

VIRGINIA TECH HOKIES



(2-4, 0-2 ACC)

SYRACUSE ORANGE

4-1 TECH TRAVELS TO SYRACUSE

- The Hokies are 4-1 under Justin Fuente after a dominant 34-3 win at No. 17 UNC (10/8), marking VT's first win over a ranked foe since taking down No. 19 Duke (11/15/14).
- Syracuse is 2-4 after a 28-9 loss at WF (10/8).
- Saturday's game features a pair of first-year ACC head coaches in Fuente and Dino Babers and will mark the first ACC contest between these two former BIG East rivals.
- The Hokies have outscored their last three opponents by a combined 132-20 margin and own an 83-3 scoring edge in two ACC games.
- Tech won its last meeting with Syracuse by a 51-7 margin at Lane Stadium (10/11/03).
- The Hokies lost a wild 50-42 2 OT decision in their last game at the Carrier Dome (11/9/02) and last won there when two TDs from RB Lee Suggs and a 55-yard scoring scamper by QB Mike Vick gave Tech a 22-14 win (10/21/00).

THE #LPD VS. ORANGE OFFENSE

- Since VT joined the ACC in 2004, Tech is 90-7 (.928) when holding foes to 17 points or fewer, including a 53-6 (.898) mark in ACC games.
- The #LPD has held opponents scoreless in nine of the last 12 quarters this season.
- Syracuse has lost 23 of its last 25 games when scoring 17 or fewer points, including 10 straight losses.
- Tech ranks second in the FBS in pass defense (132.2 ypg) and third in total defense (237.6 ypg). VT will face a Syracuse offense that ranks second in the ACC in passing (336.3 ypg).
- Since the start of the 2004 season, Tech is 54-4 (.931) when forcing two or more INTs, including a 22-1 (.957) mark on the road.
- The LPD has allowed a mere 58 completions. Only Florida (46) has permitted fewer in the Power Five.
- Tech's defense has forced 36 opponent drives to go three-and-out (or less) this season.
- UNC was averaging 484.2 yards of total offense and was leading the ACC with a 179.7 pass efficiency rating before facing VT. The #LPD limited UNC to 131 total net yards and held UNC to 58 net passing yards & a 42.0 pass efficiency rating.

#LPD ACC, POWER 5, FBS RANKINGS

Category	Stat	ACC	FBS	P5
1st Downs	57	1st	1st	1st
Def Pass Eff.	81.7	1st	1st	1st
Pass. Def	132.2 ypg	1st	2nd	2nd
3rd Dwn %	19.2%	1st	2nd	2nd
Total Def.	237.6 ypg	1st	3rd	3rd
Comp. All.	58	1st	3rd	2nd

HOKIES AMONG THE ACC'S ELITE

- Since VT joined the ACC in 2004, only FSU (119) owns more overall victories than Tech (117) and Clemson (115).
- Over that 12-year span, Virginia Tech (4) and Florida State (4) are tied for the most ACC titles.
- Tech is seeking a fifth straight ACC road win, which would be its longest since a 10-game streak in 2009-11.
- VT owns an ACC-best 71-27 (.724) mark in conference games and a conference-best 37-12 (.755) record in ACC road games since joining the league in 2004.

BEST RECORDS - ACC PLAY, 2004-PRESENT

TEAM	ACC	ROAD	HOME
Virginia Tech	71-27	37-12	34-15
Clemson	69-30	30-20	39-10
Florida State	68-31	31-19	37-12

FORD CHASING TECH'S CAREER TD MARK

- WR Isaiah Ford (21 TDs) is two TD catches shy of breaking the VT record of 22 set by WR Antonio Freeman (1991-94).
- Only UNC's Ryan Switzer (2,384) has more career receiving yards than Ford (2,249) among active ACC players.

MOST REC. YDS. - ACTIVE ACC PLAYERS

Yards	Player	Team	Recs.	TDs
2,384	Ryan Switzer	UNC	197	15
2,249	Isaiah Ford	VT	155	21
2,094	Artavis Scott	Clemson	192	15

SYRACUSE SCOUTING SNAPSHOT

- Syracuse is 4-9 at home against ACC foes dating back to 2013.
- Syracuse has allowed 40.4 ppg against FBS foes in 2016.
- QB Eric Dungey ranks second in the ACC in passing (314.3 ypg) and total offense (335.8 ypg).
- WR Amba Etta-Tawo leads the ACC in both receptions (51) and receiving yards per game (146.0).
- The Orange is 14th in the ACC in both scoring defense (36.0 ppg) and total defense (475.2 ypg).
- Syracuse leads the ACC with a 21.2 punt return avg.

HOKIES CLIMB TO NO. 17 IN AP TOP 25

- VT is ranked in The AP Top 25 in back-to-back regular season weeks for the first time since Oct. 12-26, 2013.
- Tech is also No. 19 in the USA Today Coaches Poll.
- Tech is 54-17 as a member of the ACC against unranked ACC foes, including a 26-9 mark on the road.
- Syracuse has lost 12 straight games against AP Top 25 teams and is 1-14 in such contests dating back to 2012.
- With last week's 34-3 win at No. 17 UNC (10/8), VT is 8-1 on the road vs. AP Top 25 foes dating back to 2010, the nation's best mark over that span.

HOT ROD ALERT - QB JEROD EVANS

- QB Jerod Evans leads all Power Five players in TD/INT ratio among QBs with at least 10 TD passes.
- Evans (+14) is seeking to join Tyrod Taylor (+19 in 2010) and Maurice DeShazo (+15 in 1993) as the only two Tech QBs with a +15 or better TD-to-INT differential in a season.
- Evans leads the ACC in passer rating (175.6), TD pct. (12.5%) and INT pct. (0.8%). He ranks second in TDs (15) and third in yards per completion (13.67).
- Evans is Tech's second-leading rusher with 258 yards and is tied for second with two rushing TDs.

POWER FIVE LEADERS - TD/INT RATIO

Ratio	Player	Team	TDs	INTs
15.0	Jerod Evans	Virginia Tech	15	1
11.5	Jake Browning	Washington	23	2
6.5	Mason Rudolph	Okla. State	13	2
6.5	Mitch Trubisky	UNC	13	2
5.5	Wilton Speight	Michigan	11	2

*Minimum 10 TDs

POWER FIVE LEADERS - PASS EFFICIENCY

Rating	Player	Team	YPG
204.9	Jake Browning	Washington	236.3
182.0	Patrick Mahomes	Texas Tech	454.8
175.6	Jerod Evans	Virginia Tech	207.8
174.0	Baker Mayfield	Oklahoma	291.4
166.6	J.T. Barrett	Ohio State	196.2

THE MOST VERSATILE MAN IN AMERICA - CB GREG STROMAN

- CB Greg Stroman is tied for the ACC lead with three INTs and is tied for second in the conference with eight PDs.
- He registered an 87-yard punt return TD vs. ECU (9/24) wearing the honorary Beamer 25 jersey.
- He ranks fifth in the ACC in both punt return avg. (12.7) and fifth in KO return avg. (22.9).
- Stroman also punted twice at UNC (10/8), including a 45-yard punt that was downed inside the 20.

MORE DATA ON THE DOMINANCE OF THE #LPD

- LB Andrew Motuapuaka leads VT with 49 total tackles (22 solo). His 9.8 tackles per game rank second in the ACC.
- DE Ken Ekanem leads the Hokies with 4.5 sacks and five QB hurries. LB Tremaine Edmunds has a team-high 7.5 TFLs.
- The Hokies have limited four of their five opponents to under 100 net passing yards. Only Clemson (9) has more INTs than Virginia Tech (7) in the ACC, while only Louisville (3) and Miami (3) have allowed fewer rushing TDs than VT (4).
- Virginia Tech and Michigan are the only two FBS schools that rank in the top three in all of these defensive categories: total defense, pass defense, first downs allowed, third-down defense and defensive pass efficiency.
- VT is tied for fifth in the FBS, allowing 5.1 yards per touch from scrimmage. Opponents are 1-9 (11.1%) on fourth-down conversions against the Hokies. Among Power Five squads, only Duke (0-8) has been better on fourth down.

MOST ACC CHAMPIONSHIPS SINCE 2004

VIRGINIA TECH

4



FLORIDA STATE

4



CLEMSON

2



WAKE 1



VIRGINIA TECH FOOTBALL CONFERENCE CHAMPIONSHIPS

Year	Record	Conference	Coach
1909	6-1	South Atlantic	Branch Bocock
1916	7-2	South Atlantic	Jack Ingersoll
1918	7-0	South Atlantic	Charles Bernier
1963	8-2	Southern	Jerry Claiborne
1995	10-2	Big East	Frank Beamer
1996	10-2	Big East	Frank Beamer
1999	11-1	Big East	Frank Beamer
2004	10-3	ACC	Frank Beamer
2007	11-3	ACC	Frank Beamer
2008	10-4	ACC	Frank Beamer
2010	11-3	ACC	Frank Beamer

2008 ACC
CHAMPIONSHIP GAME

VIRGINIA TECH - 30
BOSTON COLLEGE - 12



2007 ACC
CHAMPIONSHIP GAME

VIRGINIA TECH - 30
BOSTON COLLEGE - 16



2010 ACC
CHAMPIONSHIP GAME

VIRGINIA TECH - 44
FLORIDA STATE - 33

#23 STRAIGHT AMERICA'S LONGEST ACTIVE BOWL STREAK

As recognized by the NCAA



ALL-TIME LONGEST BOWL STREAKS

School	Seasons	Started	Ended
1. Nebraska	35	1969	2003
2. Michigan	33	1975	2007
3. Alabama	25	1959	1983
4. Florida State	24	1982	2005*
5. Virginia Tech	23	1993	present
6. Florida	22	1991	2012

*Streak snapped due to bowl appearance vacated by NCAA

2015 INDEPENDENCE
BOWL



BROADCAST INFORMATION

Television.....ESPNU
play-by-playEamon McAnaney
analyst..... John Congemi
National RadioSiriusXM Channels
Sirius.....Channel 145
XMChannel 193
Internet (Tech)Channel 972
Local Radio Virginia Tech IMG Sports
play-by-play Jon Laaser
analyst..... Mike Burnop
sidelineAndrew Allegretta
local station..... 105.3 FM
Digital..... Hokies Xtra & TuneIn
(VTfeed; free on downloaded apps)

ACC STANDINGS

through Oct. 9

COASTAL	Conf.	Overall
Virginia Tech	2-0	4-1
Virginia	1-0	2-3
North Carolina	2-1	4-2
Miami	1-1	4-1
Pittsburgh	1-1	4-2
Georgia Tech	1-3	3-3
Duke	0-2	3-3

ATLANTIC	Conf.	Overall
Clemson	3-0	6-0
NC State	1-0	4-1
Wake Forest	2-1	5-1
Louisville	2-1	4-1
Florida State	1-2	4-2
Syracuse	0-2	2-4
Boston College	0-3	3-3

ACC SCHEDULE

Week 6

Friday, Oct. 7

Duke (3-3, 0-2) at Louisville (4-1, 2-1)

Saturday, Oct. 8

NC State (4-1, 1-0) at Clemson (6-0, 3-0)
Pittsburgh (4-2, 1-1) at Virginia (2-3, 1-0)
Georgia Southern (3-1) at Georgia Tech (3-3)
North Carolina (4-2, 2-1) at Miami (4-1, 1-1)
Wake Forest (5-1, 2-1) at Florida State (4-2, 1-2)
Virginia Tech (4-1, 2-0) at Syracuse (2-4, 0-2)

Non-conference Opponents

Liberty (2-3) vs. Kennesaw State (4-1)
Tennessee (5-1) vs. Alabama (6-0)
East Carolina (2-4) vs. Navy (4-1) - (Thursday)
Notre Dame (2-4) vs. Stanford (3-2)

TODAY'S COACHING MATCHUP

Virginia Tech.....**School**..... Syracuse
Justin Fuente **Coach**..... Dino Babers
Murray State (1999)..... **Alma Mater**..... Hawaii (1983)
4-1 (First Season)..... **Record at School**..... 2-4 (first Season)
30-24 (Fifth Season)..... **Overall Record**..... 39-20 (Fifth Season)
0-0 **Record vs. Opponent**..... 0-0
1-0 **Record vs. Coach**..... 0-1

TECH VS. SYRACUSE

See page 11 for last meeting recap

Games Played - in the series: 17

Overall Record: 8-9

Last 10 meetings: 5-5 (below)

Series Started: 1964

Home: 6-2

Away: 2-7

Neutral: 0-0

ACC: 0-0

Date	Ranked VT/Opp	Location	Score
Sat., Oct 11, 2003	4/-	Blacksburg, Va. * 1	W, 51-7
Sat., Nov 9, 2002	8/-	Syracuse, N.Y. *	L, 42-50 (3OT)
Sat., Oct 27, 2001	5/-	Blacksburg, Va. *	L, 14-22
Sat., Oct 21, 2000	2/-	Syracuse, N.Y. *	W, 22-14
Sat., Oct 16, 1999	4/16	Blacksburg, Va. * 2	W, 62-0
Sat., Nov 14, 1998	16/-	Syracuse, N.Y. *	L, 26-28
Sat., Sep 13, 1997	22/-	Blacksburg, Va. *	W, 31-3
Sat., Sep 28, 1996	18/-	Syracuse, N.Y. *	L, 21-52
Sat., Nov 4, 1995	-/20	Blacksburg, Va. *	W, 31-7
Sat., Oct 1, 1994	14/-	Syracuse, N.Y. *	L, 20-28

Total Points (Average)

Most Points Scored

Fewest Points Scored

Shutouts By

Largest Margin of Victory

Smallest Margin of Victory

Tech

460 (27)

62 (1999)

0 (1988)

1

62 (1999)

8 (2000)

Opponent

383 (23)

52 (1996)

0 (1999)

1

35 (1988)

2 (1998)

Tech's Top performances - last 10 matchups

Completions: 23, Bryan Randall (2002)

Rush Atts: 28, Ken Oxendine (1997)

Receptions: 8 (2x), last, Earnest Wilford (2002)

Tackles: 18, Myron Newsome (1996)

INTs: 2 (2x), last Garnell Wilds (2002)

Pass Yards: 504, Bryan Randall (2002)

Rush Yards: 140, Shyrone Smith (1999)

Rec. Yards: 279, Earnest Wilford (2002)

Sacks: 2 (2x), last, Mikal Baaqee (2002)

BrUps: 3 (2x), last DeAngelo Hall (2003)

TODAY IN TECH FOOTBALL HISTORY

Games Played - on this date, Oct. 1: 14

Overall Record: 8-4-2

Last 10 times: 5-3-2 (below)

Home: 1-2-2

Neutral: 2-1

Away: 5-1

ACC: 1-0

Date	Tech Rank	Opponent	Score
Saturday, 2011	19	at Wake Forest	W, 38-17
Saturday, 1994	19	at East Carolina	W, 27-20
Saturday, 1988	-	at Cincinnati	W, 41-14
Saturday, 1983	-	#4 West Virginia	L, 0-13
Saturday, 1977	-	Virginia	T, 14-14
Saturday, 1966	-	vs. Vanderbilt	W, 21-6
Saturday, 1960	-	at William & Mary	W, 27-0
Saturday, 1955	-	Richmond	T, 7-7
Saturday, 1949	-	George Washington	L, 14-24
Saturday, 1938	-	Virginia	L, 6-14

Total Points (Average)

Most Points Scored

Fewest Points Scored

Shutouts By

Largest Margin of Victory

Smallest Margin of Victory

Tech

256 (18)

41 (1988)

0 (1983)

4 (1960)

34 (1921)

7 (1994)

Opponent

142 (10)

24 (1949)

0 (1960)

1 (1983)

13 (1983)

6 (1927)

 @CoachFuente



COACHING HISTORY

**BOWL GAMES/PLAYOFF
COACHED (8 GAMES)**

*Joined VT prior to bowl game

A man in a white jacket and cap is holding a large trophy. The trophy has a silver base and a blue plaque with the word "CHAMPION" on it. The man is smiling and looking at the camera.

- The Tigers also excelled on special teams under Fuente as Tom Hornsey won the 2013 Ray Guy Award as the nation's top collegiate punter.

YOUNGEST POWER FIVE COACHES

- Tech head coach Justin Fuente is the currently the youngest coach in the ACC by four years over NC State's Dave Doeren and the youngest by 10 years in the Coastal (UVA's Bronco Mendenhall).
- Below is where he stacks up among Power 5 coaches.

Coach	School	Age
1. Matt Campbell	Iowa State	36
2. Kliff Kingsbury	Texas Tech	37
3. D.J. Durkin	Maryland	38
4. Barry Odom	Missouri	39
5. Justin Fuente	Virginia Tech	40

FACING NEW FOES

- Fuente faced 32 head coaches, 27 schools and coached in 13 different states during his four season at Memphis.
- This season, he adds nine new coaches, while facing three old ones. He is 1-0 against Syracuse's Dino Babers (Bowling Green) and Virginia's Bronco Mendenhall (BYU). Duke's David Cutcliffe has beaten Fuente in two prior meetings.
- While at Memphis, Fuente's Tigers defeated Babers' Eagles 44-41 in Bowling Green, Ohio on Sept. 19, 2015. Kicker Jake Elliott's 29-yard FG with 7:35 left in the fourth was the difference.
- Fuente adds 10 new schools to the list of programs faced, but will face Duke (0-2) for a third time and East Carolina for the second time. He is now 1-1 against ECU after this year's win (9/24/16).
- Fuente adds three new states to those where he's coached a game adding New York (Syracuse) and Indiana (Notre Dame) this year. The season opener against Liberty marked Fuente's first game coached in the state of Virginia.

FUENTE VS. SCHOOLS

Opponent	Virginia Tech		Memphis		Overall	
	W-L	PCT	W-L	PCT	W-L	PCT
Arkansas State	---	---	1-1	.500	1-1	.500
Austin Peay	---	---	1-0	1.000	1-0	1.000
Boston College	1-0	1.000	---	---	1-0	1.000
Bowling Green	---	---	1-0	1.000	1-0	1.000
BYU	---	---	1-0	1.000	1-0	1.000
Cincinnati	---	---	2-1	.667	2-1	.667
Connecticut	---	---	1-1	.500	1-1	.500
Duke	---	---	0-2	.000	0-2	.000
East Carolina	1-0	1.000	0-1	.000	1-1	.500
Georgia Tech	---	---	---	---	---	---
Houston	---	---	0-3	.000	0-3	.000
Kansas	---	---	1-0	1.000	1-0	1.000
Liberty	1-0	1.000	---	---	1-0	1.000
Louisville	---	---	0-1	.000	0-1	.000
Marshall	---	---	0-1	.000	0-1	.000
Miami (Fla.)	---	---	---	---	---	---
Middle Tennessee	---	---	1-2	.333	1-2	.333
Missouri State	---	---	1-0	1.000	1-0	1.000
Navy	---	---	0-1	.000	0-1	.000
North Carolina	1-0	1.000	---	---	1-0	1.000
Notre Dame	---	---	---	---	---	---
Ole Miss	---	---	1-1	.500	1-1	.500
Pitt	---	---	---	---	---	---
Rice	---	---	1-0	1.000	1-0	1.000
SMU	---	---	2-2	.500	2-2	.500
Southern Miss	---	---	1-0	1.000	1-0	1.000
Syracuse	---	---	---	---	---	---
Temple	---	---	1-2	.333	1-2	.333
Tennessee	0-1	.000	---	---	0-1	.500
Tennessee Martin	---	---	1-1	.500	1-1	.500
Tulane	---	---	3-0	1.000	3-0	1.000
Tulsa	---	---	2-0	1.000	2-0	1.000
UAB	---	---	1-0	1.000	1-0	1.000
UCF	---	---	0-2	.000	0-2	.000
USF	---	---	3-0	1.000	3-0	1.000
UCLA	---	---	0-1	.000	0-1	.000
Virginia	---	---	---	---	---	---
Totals	4-1	.800	26-23	.531	30-24	.556

FUENTE VS. HEAD COACHES

Head Coach	School (s)	W	L	Pct.
Addazio, Steve	Boston College	1	0	1.000
Babers, Dino	Syracuse/Bowling Green*	1	0	1.000
Bailiff, David	Rice*	1	0	1.000
Blankenship, Bill	Tulsa*	1	0	1.000
Beaty, Dave	Kansas*	1	0	1.000
Cannon, Kirby	Austin Peay*	1	0	1.000
Cutcliffe, David	Duke*	0	2	.000
Diacio, Bob	Connecticut*	1	0	1.000
Fedora, Larry	North Carolina	1	0	1.000
Freeze, Hugh	Ole Miss*	1	1	.500
Gil, Turner	Liberty	1	0	1.000
Harsin, Bryan	Arkansas State*	1	0	1.000
Herman, Tom	Houston*	0	1	.000
Holliday, John	Marshall*	0	1	.000
Johnson, Curtis	Tulane*	3	0	1.000
Johnson, Ellis	Southern Miss*	1	0	1.000
Johnson, Paul	Georgia Tech	0	0	---
Jones, Butch	Tennessee	0	1	.000
Jones, June	SMU*	1	2	.333
Kelly, Brian	Notre Dame	0	0	---
Levine, Tony	Houston*	0	2	.000
Malzahn, Gus	Arkansas State*	0	1	.000
McGee, Garrick	UAB*	1	0	1.000
McNeill, Ruffin	East Carolina*	0	1	.000
Mendenhall, Bronco	Virginia/BYU*	1	0	1.000
Montgomery, Philip	Tulsa*	1	0	1.000
Montgomery, Scottie	East Carolina	1	0	1.000
Mora, Him	UCLA*	0	1	.000
Morris, Chad	SMU*	1	0	1.000
Narduzzi, Pat	Pitt	0	0	---
Niumatalolo, Ken	Navy*	0	1	.000
O'Leary, George	UCF*	0	2	.000
Petrino, Bobby	Louisville*	0	1	.000
Richt, Mark	Miami	0	0	---
Rhule, Matt	Temple*	1	2	.333
Simpson, Jason	Tenn. Martin*	1	1	.500
Steckel, Dave	Missouri State*	1	0	1.000
Stockstill, Rick	Middle Tenn.*	1	2	.333
Taggart, Willie	USF*	3	0	1.000
Tuberville, Tommy	Cincinnati*	2	1	.667
Weist, T.J.	Connecticut*	0	1	.000
At Memphis* - Four seasons (2012-15)		26	23	.531
At Tech - First season (2016-pres.)		4	1	.800
Overall - Five seasons (2012-pres.)		30	24	.556

FUENTE IN THE STATE OF

Opponent	Virginia Tech		Memphis		Overall	
	W-L	PCT	W-L	PCT	W-L	PCT
Alabama	---	---	1-0	1.000	1-0	1.000
Arkansas	---	---	0-1	.000	0-1	.000
California	---	---	0-1	.000	0-1	.000
Connecticut	---	---	0-1	.000	0-1	.000
Florida	---	---	3-0	1.000	3-0	1.000
Indiana	---	---	---	---	---	---
Kansas	---	---	1-0	1.000	1-0	1.000
Kentucky	---	---	0-1	.000	0-1	.000
Louisiana	---	---	1-0	1.000	1-0	1.000
Mississippi	---	---	0-1	.000	0-1	.000
New York	---	---	---	---	---	---
North Carolina	1-0	1.000	0-2	.000	1-2	.333
Ohio	---	---	2-0	1.000	2-0	1.000
Oklahoma	---	---	1-0	1.000	1-0	1.000
Pennsylvania	---	---	1-1	.500	1-1	.500
Tennessee	0-1	.500	15-11	.577	15-12	.556
Texas	---	---	1-3	.250	1-3	.250
Virginia	3-0	1.000	---	---	3-0	1.000
West Virginia	---	---	0-1	.000	0-1	.000
Totals	4-1	.800	26-23	.531	30-24	.556

CAREER/ACTIVE STARTS CHART

	2016	Streak	Career
Chung, K.	2	-	3
Conte, A.	5	18	28
Evans, J.	5	5	5
Ford, I.	5	9	28
Gallo, E.	3	2	16
Hodges, B.	5	20	28
McLaughlin, J.	5	18	40
McMillian, T.	3	-	10
Motley, B.	-	-	6
Nijman, Y.	5	5	5
Peoples, S.	3	2	3
Pettit, C.	2	-	2
Phillips, C.	5	5	24
Rogers, S.	4	1	17
Teller, W.	3	3	21
Williams, M.	-	-	8

STARTED EVERY GAME IN 2016

Seven Hokies: Conte, Evans, Ford, Hodges, McLaughlin, Nijman, and Phillips.

LONGEST ACTIVE STREAKS

Hodges	20
Conte	18
McLaughlin	18

TIGHT END CHARTS

Top four tight ends in school history

	Rec.	TDs	Yards
Bucky Hodges (2013-)	98	15	1,234
Mike Burnop (1970-72)	90	5	1,141
Steve Johnson (1984-87)	84	8	1,058
Ken Barefoot (1965-67)	68	8	752

ACC Career TD receptions list

Name, School	Years	TDs
1. Heath Miller, UVa.	2002-04	20
2. Nick O'Leary, FSU	2011-14	17
3. Bucky Hodges, VT	2013-	15
4. Jordan Leggett	2013-	14
5. Three tied at		12

THE OFFENSE

Tech uses running game in rain for victory at UNC

▪ The Hokies rushed for 189 yards in the 34-3 win at UNC (10/8/16) and increased their record to 49-7 since joining the ACC when rushing for 150 or more net yards.

▪ They used 66 rushing attempts in that victory, which is the third-most rushing attempts by the team in the past 30 years. The most was 72 at Pittsburgh (9/11/93) followed by 71 at Cincinnati (10/15/88) - which were both victories.

▪ Ironically, over the past 10 seasons, the most rushing attempts was 57, done twice, in wins at North Carolina (10/4/14) and against Virginia (11/24/12).

▪ Since 1987, the Hokies have had more than 60 rushing attempts just 15 times and are 14-1 in those games.

Hokies win three straight games by more than 30 points

▪ In its last three games, the Hokies have won each by more than 30 points - 49 vs. Boston College (9/17), 37 vs. East Carolina (9/24) and 31 at North Carolina (10/8).

▪ It's been more than a decade since the Hokies last did that, which was back in 2005.

Tech won by 45 at both Duke (9/10/05) and Ohio (9/17/05) by identical 45-0 scores and followed that with a 51-7 win vs. Georgia Tech (9/24/05).

Hokies' offensive production, 450+ yards in three of first four games

▪ In the first four games this season, Tech turned in at least 450 yards of total offense in three of them - 458 vs. Liberty (9/3), 476 vs. Boston College (9/17) and 462 vs. East Carolina (9/24) - and had 1,790 total yards of offense.

▪ Last year's team, four games in, had three games of at least 425 yards of total offense and a total of 1,813 yards.

▪ However, the last season in which the Hokies compiled at least 450 yards of total offense in three of the first four games was 2000 - a team that went 10-1. They had 549 vs. Akron (9/2/00), 527 vs. Rutgers (9/16/00) and 481 at Boston College (9/30/00).

Evans opens season as starting QB, etches name in school record book

▪ Junior-college transfer QB Jerod Evans started against Liberty (9/3) and became Tech's first known JUCO transfer to start for the Hokies at the position in the modern era.

▪ Evans led the Hokies to a 36-13 win over Liberty marking the 13th straight Tech starting quarterback to win his debut, with the last 20 combining for a 15-5 mark the last 30 years.

▪ With his four TD tosses in his Hokie debut, Evans became the first Tech QB to account for at least four scores (rush or pass).

Evans follows up with another school record vs. Boston College

▪ Evans threw for five TDs against the Eagles (9/17), tying the Tech school record for most TD passes in a single game first set by Bryan Randall at Syracuse (11/9/02).

▪ He pushed his season total to 10 TD passes, which set the school record for most TD passes in the first three starts previously held by Grant Noel, who had eight to start the 2001 season. It was also the most TDs to start a career without an INT, also previously held by Noel at eight, as Evans threw his first pick of the year in the third quarter of that game.

▪ Before his first INT, his 80 pass attempts was the second-longest streak to start a career behind Grant Noel (2001), who went 90 straight attempts (in starts) without a pick.

Hodges moving up the charts for tight ends

▪ TE Bucky Hodges has 98 career receptions, 1,234 receiving yards and 15 touchdowns (all are school records for TEs - see chart on left). He passed Tech Hall of Famer and color analyst for Tech's radio broadcast Mike Burnop for the top spot in receptions and yards.

▪ For career numbers in the conference, Hodges currently sits in the number three slot for touchdowns (*chart left*). On the ACC top 10 list, Hodges is currently three receptions shy and about 100 receiving yards shy. Ironically, currently No. 10 in career receptions is Maryland's Ferrell Edmunds (1984-87), the father of the Hokies' Edmunds brothers.

2016 Starters Game By Game

Opponent	QB	RB	RB	WR	WR	TE	LT	LG	C	RT	RG
Liberty	Evans	Rogers	Peoples	Ford	Phillips	Hodges	Nijman	Pettit	Gallo	McLaughlin	Conte
Tennessee	Evans	Rogers	McMillian	Ford	Phillips	Hodges	Nijman	Pettit	Chung	McLaughlin	Conte
B. College	Evans	Rogers	McMillian	Ford	Phillips	Hodges	Nijman	Teller	Chung	McLaughlin	Conte
E. Carolina	Evans	Peoples	McMillian	Ford	Phillips	Hodges	Nijman	Teller	Gallo	McLaughlin	Conte
N. Carolina	Evans	Rogers	Peoples	Ford	Phillips	Hodges	Nijman	Teller	Gallo	McLaughlin	Conte
Syracuse											
Miami											
Pitt											
Duke											
G. Tech											
Notre Dame											
Virginia											

Tech Career TD receptions list

Name	Years	TDs
1. Antonio Freeman	1991-94	22
2. Isaiah Ford	2014-	21
3. Jarrett Boykin	2008-11	18
Ricky Scales	1972-74	18
Andre Davis	1998-01	18
6. Josh Morgan	2004-07	16
7. Bucky Hodges	2014-	15
Sidney Snell	1978-80	15

Tech Career receiving yards list

Name	Years	Yards
1. Jarrett Boykin	2008-11	2,884
2. Danny Coale	2008-11	2,658
3. Ricky Scales	1972-74	2,272
4. Isaiah Ford	2014-	2,249
5. Antonio Freeman	1991-94	2,200
....		
12. Bryan Still	1992-95	1,458
13. Mike Giacalone	1979-82	1,384
14. David Clowney	2003-06	1,373
15. Dyrell Roberts	2008-12	1,363
16. Cam Phillips	2014-	1,338
Justin Harper	2004-07	1,338
18. Sidney Snell	1978-80	1,274
19. Jimmy Quinn	1969-71	1,262
20. Bucky Hodges	2014-	1,234

Tech Career Receptions list

Name	Years	TDs
1. Jarrett Boykin	2008-11	184
2. Danny Coale	2008-11	165
3. Isaiah Ford	2014-	155
4. Ernest Wilford	2000-03	126
....		
7. Eddie Royal	2004-07	119
8. Ricky Scales	1972-74	113
9. Cam Phillips	2014-	106
10. Marcus Davis	2009-12	105
11. Andre Davis	1998-01	103
Mike Giacalone	1979-82	103
13. Myron Richardson	1986-89	100
14. Willie Byrn	2011-14	99
15. Bucky Hodges	2014-	98

Ford sets season records, school records, knocking on career's door

• WR Isaiah Ford did a lot at Tech through his first two seasons. Just a sample, Ford became the fastest player at Tech to reach 10 career TD receptions (19 games), fastest player to 1,000 career receiving yards (17 games) and fastest player to 100 career receptions (22 games).

• After setting single-season records last year in receptions (75), yards (1,164) and TDs (11), Ford is quickly climbing the charts on those three career charts (see left).

• Ford had caught at least TWO passes in every game of his career (30), which was a school record previously held by Danny Coale (22, from 10/16/10 to 1/3/12). The record for catching at least one pass was held by Ernest Wilford (8/25/02 to 12/26/03) at 27 straight games, before Ford broke that record as well.

• However, his streak ended when he was held without a catch at UNC (10/8), the first time in his career.

• Ford also holds school records for consecutive games with a receiving touchdown (5) and consecutive 100-yard receiving games.

Phillips, Hodges gives Hokies three career 1,000-yard receivers

• WR Cam Phillips and TE Bucky Hodges are also climbing the charts in Tech's history books.

• Before last year, no Hokie had ever caught more than 70 career passes before his junior season and only three had ever gone over 1,000 career receiving yards. However, Ford, Phillips and Hodges all eclipsed those milestones during the 2015 season.

• The 2016 season marked the first time in school history that three players entered the year with more than 1,000 career receiving yards. During the 2007 season a total of four Hokies ended the year with 1,000-plus yards, the only other time Tech had three-plus 1,000-yard receivers on the same field.

Seven Hokies register their first career reception this season

• Coming into the season, not one other WR on Tech's roster - other than Phillips and Ford - had a reception to his name, or even played in a game.

• WRs C.J. Carroll, Henri Murphy and Devin Wilson each notched their first collegiate catches in the game against Liberty, with Carroll getting two, for nine yards, and Murphy (12) and Wilson (8) each catching one. RB Shai McKenzie also had his first two career pass catches in the opener for 11 yards.

• Since the opener, WRs Jaylen Bradshaw and Divine Deablo and TE Chris Cunningham have each notched their first career receptions, with Cunningham's going for a TD vs. Boston College (9/17).

Offensive line brought back quartet with experience

• Not since the Hokies returned 93 starts on the offensive line for the start of the 2011 season has Tech seen so much experience coming back up front.

• Led by RT Jonathan McLaughlin, who had 35 career starts entering the season, the Hokies returned 90 career starts, just one of 19 teams in the NCAA with that many. Only North Carolina (131) had more career starts on the OL than the Hokies among ACC teams.

• McLaughlin has started in every game he has played, while offensive lineman Augie Conte returned with 23 career starts. Offensive linemen Wyatt Teller (18), Eric Gallo (13) and Kyle Chung (1) also all owned starting experience for Tech.

• In 2011, Blake DeChristopher (37), Jaymes Brooks (28), Greg Nosal (14) and Andrew Lanier (14), along with Andrew Miller, helped the Hokies to register 186.9 yards rushing per game, 226.1 yards passing per game and allowed just 17 sacks during an 11-3 season.

TOP 20 CONSECUTIVE SCORING TEAMS

Virginia Tech has scored in **274** straight games dating back to the 1995 season.

That is now the 10th-longest streak ever in the history of the NCAA by an FBS school & the sixth-longest active streak.

School	Years	Games
1. Michigan	1984-14	365
2. BYU	1975-03	361
3. Florida	1988-	353
4. TCU	1992-	299
5. Air Force	1992-	290
6. Texas	1980-04	282
7. Washington State	1984-08	280
8. Tennessee	1994-	278
9. Ohio State^	1993-	276
10. Virginia Tech	1995-	274
11. Washington	1981-04	271
12. Georgia	1995-	268
13. Oregon	1985-07	267
14. Nebraska	1996-	263
15. Boise State	1997-	243
Georgia Tech	1997-	243
17. Colorado	1988-08	242
18. Texas Tech	1997-	238
19. Kansas State	1996-15	234
20. UCLA	1971-92	233
Nebraska	1974-91	233
... Oklahoma	1998-	232

Bold = active streak

^ = 13 games vacated by NCAA

TEAM RESULTS FOR QBS SINCE 1987

Over the past 30 seasons, the Hokies have seen 20 men start a game at quarterback.

Below are their results, ranked by wins.

Name	Years	Record	Pct.
Taylor, Tyrod	2007-10	34-8	.810
Randall, Bryan	2002-04	26-12	.684
Thomas, Logan	2011-13	26-14	.650
Vick, Michael	1999-00	21-1	.955
Druckenmiller, Jim	1995-96	20-4	.833
DeShazo, Maurice	1992-94	19-14-1	.586
Glennon, Sean	2006-08	18-8	.692
Furrer, Will	1988-91	16-18-1	.486
Clark, Al	1997-98	12-7	.632
Vick, Marcus	2005	11-2	.846
Noel, Grant	2001-02	10-4	.714
Brewer, Michael	2014-15	11-9	.550
Evans, Jerod	2016-	4-1	.800
Sorensen, Nick	1997-98	3-1	.750
Motley, Brenden	2015-	3-3	.500
Young, Cam	1988-89	3-3	.500
Meyer, Dave	1998-00	2-1	.667
Chapman, Erik	1987	2-9	.182
Wooten, Rodd	1989, 91	1-2	.333
Koel, Treg	1992	0-1	.000
Totals		242-122-2	.665

CAREER/ACTIVE STARTS CHART

	2016	Streak	Career
Alexander, A.	-	-	8
Baron, W.	5	5	13
Clark, C.	5	28	31
Edmunds, Te.	5	5	13
Edmunds, Tr.	5	6	7
Ekanem, K.	5	31	31
Facyson, B.	5	5	27
Greene, D.	-	-	1
Huelskamp, S.	-	-	2
Mihota, V.	5	5	6
Motuapuaka, A.	5	14	20
Reynolds, M.	5	5	7
Shegog, A.	-	-	5
Stroman, G.	5	6	11
Williams, N.	5	5	15

STARTED EVERY GAME IN 2016

Eleven Hokies: Baron, Clark, Te. Edmunds, Tr. Edmunds, Ekanem, Facyson, Mihota, Motuapuaka, Reynolds, Stroman, Williams.

LONGEST ACTIVE STREAKS

Ekanem	31
Clark	28
Motuapuaka	14

DEFENSIVE SCORES

1987 - PRESENT

88 Total TDs scored by the defense
 58 pass interceptions
 last Andrew Motuapuaka (18 yds)
 vs. Furman (9/12/15)
 28 fumble returns
 last Chuck Clark (20 yds)
 at Purdue (9/19/15)
 2 fumble recoveries
 last Carl Bradley (in End Zone)
 at Rutgers (8/30/97)
 11 Total safeties registered by the defense
last vs. East Carolina (9/24/16)

THE DEFENSE

Defense stingy in ACC action

- The Hokies' defense has turned in four straight halves in ACC play where its opponent have not reached 100 yards of total offense. Against Boston College (9/17), they held the Eagles to 92 yards in the first half and 32 in the second. At UNC (10/8), the Tar Heels had 80 yards in the first half and 51 in the second.
- Tech also picked off two passes and recovered two fumbles in its win at UNC (10/8), and had one of each in the win vs. Boston College (9/17).
- The Hokies have allowed just three points in its first two ACC games and have not allowed a first half touchdown in ACC play in three straight games.

Sacks piled up against East Carolina

- Through the first three games of the 2016 season, the Tech defense, behind 2.5 sacks by DE Ken Ekanem, had 3.0 sacks for 16 yards.
- They doubled that output against ECU (9/24), as seven Hokies combined on six sacks for 40 yards. Ekanem led the way with 2.0, Tremaine Edmunds picked up 1.5 and Andrew Motuapuaka, Anthony Shegog, Cam Phillips, Reggie Floyd and Houshun Gaines all had 0.5.
- It was the most sacks by the team since getting seven at Wake Forest (11/22/14).

Hokies pitch shutout against Boston College

- For the first time since the Hokies' game against Bowling Green (9/22/12), Bud Foster's defense shut out an opponent, when Tech registered the 49-0 victory against Boston College (9/17) in the team's ACC opener at Lane Stadium.
- The shutout, the 31st for Tech in the Foster era, also marked the first blanking of an ACC opponent since the team's 38-0 win at Virginia (11/26/11) and the first home shutout win over an ACC team since a 17-0 win over Virginia (11/25/06).
- The defense helped Tech register a 49-point win, which was the largest by the Hokies in an ACC game since a 45-point win at Duke (45-0, 9/10/05) and a 44-point win at home vs. Georgia Tech (51-7, 9/24/05). It tied the largest ever win in an ACC game at 49 points in the Hokies' 55-6 win over Maryland (11/18/04).

Defense features plenty of experience on the first team

- Led by DE Ken Ekanem (entering season with 26 consecutive starts) and S Chuck Clark (23 straight starts), the defense had a combined 15 Hokies returning that had 142 combined starts under their belts and included 126 for the players listed at first string.
- The Hokies had a total of five players with at least 10-plus starts on the field to start the Liberty game, which included cornerback Brandon Facyson (now 23), linebacker Andrew Motuapuaka (16) and tackle Nigel Williams (11).
- Tech has started the same 11 men through the first five games.

Stroman back to defense full time, picks off two in opener

- During the 2014 Military Bowl, DB Greg Stroman worked for the first time on the offensive side of the ball, rushing twice for four yards and catching one pass for six.
- Last season, he was used occasionally on offense and actually started one game - NC State (10/9/15) - as a wide receiver. He rushed seven times last year for 12 yards.
- For the 2016 campaign, Stroman is now solely a DB, making a start in the season opener and doubled his output for career INTs as he entered the game with two picks.
- He became the first Hokie since Brandon Facyson at East Carolina (9/14/13) to pick off two passes in the game with his effort in the season opener.
- Stroman added INT No. 3 of the season, fifth of his career at UNC (10/8) while he also ending UNC's Mitch Trubisky's streak of 243 straight pass attempts without a pick and UNC's interception streak for the season, which reached 185 pass attempts

2016 Starters Game By Game

Opponent	RDE	NT	DT	LDE	WHIP	MLB	LOLB	RCB	FR	ROV	LCB
Liberty	Ekanem	Baron	Williams	Mihota	Reynolds	Motuapuaka	Tr. Edmunds	Stroman	Clark	Te. Edmunds	Facyson
Tennessee	Ekanem	Baron	Williams	Mihota	Reynolds	Motuapuaka	Tr. Edmunds	Stroman	Clark	Te. Edmunds	Facyson
B. College	Ekanem	Baron	Williams	Mihota	Reynolds	Motuapuaka	Tr. Edmunds	Stroman	Clark	Te. Edmunds	Facyson
E. Carolina	Ekanem	Baron	Williams	Mihota	Reynolds	Motuapuaka	Tr. Edmunds	Stroman	Clark	Te. Edmunds	Facyson
N. Carolina	Ekanem	Baron	Williams	Mihota	Reynolds	Motuapuaka	Tr. Edmunds	Stroman	Clark	Te. Edmunds	Facyson
Syracuse											
Miami											
Pitt											
Duke											
G. Tech											
Notre Dame											
Virginia											

Clark reaches century mark for tackles in a season

- For the first time since the Hokies joined the ACC, a DB reached the century mark for total tackles. In 2015, S Chuck Clark recorded 107, highlighted by his 16 straight games with at least five and his four games a year ago with at least 10 (five for his career).
- He became the first DB to reach 100 since Michael Crawford led the team with 131 during the 2003 season, when the team was in the Big East.
- Since then only four men - Vince Hall (3x, 2005-07), Jack Tyler (2x, 2012-13), Xavier Adibi (2007) and Cody Grimm (2009) - had reached 100 and all were linebackers.
- In the first two games this season, Clark has had seven and nine tackles, extending his streak of at least five tackles in a game to 18 straight games. Against Boston College (9/17), he only had four tackles, ending this streak, but responded with a team-high 11 against East Carolina (9/24), his sixth double-digit effort of his career.

Alexander makes his mark in first year with #DBU

- In just his second game last year, DB Adonis Alexander intercepted his first career pass against Furman (9/12) and in his first start a week later, snagged his second.
- Alexander also sealed the win over NC State by ending Wolfpack quarterback Jacoby Brissett's streak of 241 straight passes without an interception with a pick in the fourth quarter. And at Virginia, he notched INT No. 4 with a third-quarter interception.
- He didn't set the record for interceptions by a freshman, and wasn't second either. That's because Kendall Fuller (6) and current teammate Brandon Facyson (5) hold those two spots when they were freshmen in 2013.
- He got INT No. 1 for 2016, and five for his career, with a second quarter pick against Boston College (9/18).

Six true freshmen make debuts in opener, four on defense

- In the season opener against Liberty, the defense saw four true freshmen make an appearance on the field, while the offense had two.
- DE Jimmie Taylor recorded a tackle, while LB Tavante Beckett and DBs Reggie Floyd and Jovonn Quillen also all saw action.

Motuapuaka and Stroman are in rare company

- LB Andrew Motuapuaka and CB Greg Stroman have each scored three TDs in their Tech careers either on defense or special teams. Below is where they rank since 1987.

1. DeAngelo Hall	7 (5 PR/1 FR/ 1 INT)
2. Macho Harris	5 (4 INT/1 KOR)
3. André Davis	4 (4 PR)
4. Andrew Motuapuaka	3 (1 INT/2 FR)
Greg Stroman	3 (1 FR/2 PR)
Xavier Adibi	3 (2 INT/1 FR)
Ike Charlton	3 (2 INT/1 FR)
Ricky Hall	3 (1 PR/1 BPR/1 RBP)
Jason Lallis	3 (2 FR/1 INT)
Eddie Royal	3 (3 PR)



LUNCH PAIL D



The famed Virginia Tech Lunch Pail has come to symbolize the blue-collar approach of the Hokies' defense under longtime defensive coordinate Bud Foster.



In 1995, Foster served as co-defensive coordinator with Rod Sharpless, whose mother-in-law found the original Lunch Pail in Mercerville, New Jersey. The pail once belonged to a coal miner and after a record-setting defensive season, the Lunch Pail became an iconic part of Hokies' lore.



The Pail travels wherever the Hokies go and its care is only entrusted to a defensive leader.



Before the start of every season, a signed mission statement from the defense is placed in The Pail. Then every week, unit goals, team goals and keys to success are placed in The Pail, plus the turf from any road victories.



Since 2007, The Pail has also contained the names of the 32 fallen Hokies taken in the April 16 tragedy.



Corey Moore - whose jersey No. 56 is retired by Tech - is the only player who has ever earned lifetime possession of an incarnation of The Pail from Foster.

LONGEST TENURED FBS ASSISTANTS

ACTIVE and CONTINUOUS

Only nine assistant coaches in the country have been at their schools since 1996, and Virginia Tech has two of them.

- 1983 Gary Campbell - Oregon RB
- 1987 ***Bud Foster - Virginia Tech Assoc. HC, DC**
- 1993 Jerry Brown - Northwestern Asst. HC, DB
1993 Don Pellum - Oregon LB
- 1994 Odell Haggins - Florida State Assoc. HC, DT
1994 Mo Latimore - Kansas State DL
- 1996 **Charley Wiles - Virginia Tech DL**
1996 Andy Hill - Missouri Assoc. HC, WR
1996 Dale Pehrson - Navy DC, DL

* - Tech's Foster, who became the Hokies' defensive coordinator in 1995, is also the nation's longest-tenured DC. Ohio State's Luke Fickell is the second-longest, taking over the Buckeyes' DC duties in 2005.

courtesy of CoachingSearch.com's Chris Vannini

TECH AMONG FBS LEADERS

1996 - PRESENT

Rank	Category	No.
1st	Sacks	760.0
1st	Sack Yards	-5,245
1st	Interceptions	351
1st	INT Pct.	4.5
1st	INT Return TDs	44
1st	TD/INT Ratio	0.75
1st	Third-Down Pct.	31.4
1st	Completion Pct.	50.3
1st	Passer Rating	105.5
2nd	Total Defense	301.8 ypg
2nd	Pass Defense	186.7 ypg
3rd	Takeaways	564
6th	Rush Defense	115.1 ypg

THE LUNCH PAIL D

BY THE NUMBERS UNDER FOSTER

- 91-1 when holding foes to 10 points or fewer
- 67 defensive TDs
- 48 different Hokies have scored defensive TDs
- 40 players selected in NFL Draft
- 41 games with three or more INTs
- 31 shutouts
- 9 players drafted in first or second rounds
- 3 players earned Super Bowl rings - LB Cornell Brown, S Pierson Prioleau, S Kam Chancellor
- 3 Pro Bowlers - S Kam Chancellor, CB Brandon Flowers, CB DeAngelo Hall

CAREER/ACTIVE STARTS CHART

	2016	Streak	Career
Ludwig (P)	5	5	5
Slye, J. (PK/KO)	5	31	31
Taylor, C. (LS)	5	7	7

STARTED EVERY GAME IN 2016

Three Hokies: Ludwig, Slye, Taylor.

LONGEST ACTIVE STREAKS

Slye 31

SPECIAL TEAM SCORES

1987 - PRESENT

56 Total TDs scored by special teams
21 punt returns

**last Greg Stroman (87 yds)
vs. East Carolina (9/24/16)**

20 blocked punts
last Anthony Shegog (19 yds)
at Purdue (9/19/15)

9 kickoff returns
last Demitri Knowles (93 yds)
at North Carolina (10/6/12)

4 blocked field goals
last D.J. Parker (78 yds)
vs. Georgia Tech (9/24/05)

1 fumble recovery
last Tee Butler (in End Zone)
vs. Syracuse (10/16/99)

1 fumble return
last Andrew Motuapuaka (on KO)
vs. Western Michigan (9/27/14)

11 Total safeties resulted on special teams
last vs. Liberty (9/3/16)

BLOCK PARTY

• Over the past 30 seasons, Tech special teams have blocked 68 punts, 42 field goal attempts and 28 point-after attempts for a total of 138 in 364 games - approx. 1 every 2.6 games.

• In Tech's win vs. East Carolina (9/24), the Hokies blocked both a FGA and a punt, which had last happened vs. Marshall (9/21/13).

• Credited with the block on the FGA was DT Tim Settle, while WR Cam Phillips was the player who blocked the punt. Phillips, along with Reggie Floyd, also stopped a fake punt attempt with a sack.

• Lastly, it was only the second time in the last 30 years that Tech blocked two kicks and returned a punt for a TD, which also happened in that Marshall game.

SPECIAL TEAMS

Beamer's retired No. 25 makes a return to the field

• Head coach Justin Fuente and the Hokies will pay homage to Frank Beamer and Virginia Tech's legacy of excellence on special teams this season by selecting a special teams player of the week who will wear No. 25.

• With Coach Beamer's blessing, his retired No. 25 will be worn by a player who exemplifies the role special teams played during Virginia Tech's rise to national prominence.

• "I'm so very humbled by this thoughtful gesture by Coach Fuente," Beamer said. "I'm grateful that he reached out for my blessing to use the number 25 in this way.

• "I'm really honored that a member of the special teams will get to wear my old number every week. Of course, it's not just a recognition of me, it's about all those coaches and kids who made special teams part of our identity at Virginia Tech."

"25" Game By Game

Opponent	Honoree
Liberty	FB Steven Peoples
Tennessee	LB Sean Huelskamp
B. College	DT Tim Settle
E. Carolina	DB Greg Stroman
N. Carolina	WR Cam Phillips
Syracuse	
Miami	
Pitt	
Duke	
G. Tech	
Notre Dame	
Virginia	

Stroman takes punt to the house in win over ECU, joins Motuapuaka

• Greg Stroman's 87-yard punt return for a TD vs. East Carolina (9/24) was tied for the third-longest in school history and was the second longest in Lane Stadium. It was his second career punt return for a TD and his third career defensive or special teams TD. He is now one of 10 Hokies (since 1987) to have three or more defensive or special teams TDs in a Tech career (see chart last page).

Slye ties school record for field goals, moving up all-time lists

• Last season, Tech kicker Joey Slye was 23 of 30 on field goal attempts, and in his career is now 49 of 66. His 23 makes in 2015 tied the school record set by Dustin Keys in 2008. The junior is 19 shy of Shayne Graham's school record of 68, and currently ranks third.

• On the all-time scoring list at Tech, Slye is sixth with 246 points and fifth among kickers.

• Slye led Tech with 110 points last year and was the first Hokie since Chris Hazley (2010, 116 points) to reach the century mark in a single season.

Tech Career FG Leaders

Name	Years	FGs
1. Shayne Graham	1996-99	68
2. Brandon Pace	2003-06	58
3. Joey Slye	2014-	49
4. Chris Kinzer	1985-88	47

Tech Career Scoring Leaders

Name, pos.	Years	Pts
1. Shayne Graham, K	1996-99	371
....		
5. Ryan J. Williams, K	1991-94	254
6. Joey Slye, K	2014-	246

Slye almost automatic inside 40 yards

• In his career, Joey Slye is 32 of 35 (91.4 percent) from inside 40 yards and has made 15 straight dating back to his only miss from that distance last year - a 37-yard attempt at East Carolina (9/26/15). Ironically, his only other misses from inside 40 were two blocked kicks during his freshman year. He is a perfect 15 for 15 from inside of 30.

• Of note, Slye's career long is 49 yards, and so has never made a kick over 50 (missed all eight attempts). Inside of 50 yards, Slye is 47 of 56 (83.9 percent) from inside 50.

Ludwig takes over punting duties

• Mitchell Ludwig replaced school record holder A.J. Hughes, who was the starting punter for Tech for four seasons and set career records at the school, and finished second in the ACC in punts (310) and yards punting (12,962). His career average was 41.8 per punt.

• Through five games, he's held his own, with a 38.7 average on 25 attempts.

Stroman climbing charts for punt returners

• Stroman is already fourth all-time in the school's record book for career punt returns with 80 and his 655 return yards rank him eighth.

• In Tech's history, only two men have ever returned more than 100 punts, John Ludlow (136, 1979-82) and Eddie Royal (111, 2004-07), while Royal is the only man to go over 900 yards in punt returns.

Stroman takes over kickoff return duties, as well

• In his first two seasons, Greg Stroman returned just one kickoff for 18 yards, but is now the teams' full-time return man. He's returned 12 so far this season for a 22.9 average.

• Among those Hokies in the top 10 of kick returns (34 or more returns), his current season average would rank him sixth in a career.



LAST MEETING

SYRACUSE

7

4 VIRGINIA TECH

51

LANE STADIUM • BLACKSBURG, VA. • OCTOBER 11, 2003 • ATTENDANCE: 65,115

BLACKSBURG – Triple-threat DeAngelo Hall made sure Syracuse would not have a chance for a third straight victory over Virginia Tech. Hall became the first player in school history to return two punts for touchdowns in one game. He also ran for a score as the fourth-ranked Hokies rolled to a 51-7 Big East Conference victory over the Orangemen at Lane Stadium.

The versatile Hall can score in many ways. He also is used as wide receiver and cornerback and caught a touchdown pass earlier this year. He has returned four punts for touchdowns in his career and also has an interception for a score.

Against Syracuse, the speedy junior made his presence felt on special teams, returning punts of 58 and 60 yards for touchdowns in a 97-second span in the first quarter. Hall is the first Virginia Tech player to score on offense, defense and special teams since Bill Hardee (1973-75).

Heisman Trophy candidate Kevin Jones chipped in with 131 yards and two touchdowns on 19 carries for the Hokies, his fourth straight 100-yard game.

The Orangemen were overwhelmed early in this one as the Hokies (6-0, 2-0) jumped out to a 21-0 lead in the first 10 minutes.

After giving up more than 600 yards in a 50-42 triple overtime loss to Syracuse last season, Virginia Tech victimized the Orangemen with a series of big plays. Quarterback Bryan Randall got the Hokies rolling with a 75-yard touchdown run 3:19 into the contest.

Following Hall's two punt returns, the Hokies' offense slowed in the second quarter as Virginia Tech had to settle for field goals of 34 and 23 yards by Carter Warley.

Jones gave Syracuse a chance by fumbling on the first play of the second half, and the Orangeman cashed in the turnover, closing to 27-7 on Walter Reyes' one-yard TD run. But Jones broke off a 33-yard TD run on the Hokies' ensuing possession to make it 34-7 with 11:20 left in the third quarter.

No. 4 Virginia Tech continued to pour it on as Jones tacked on a 25-yard TD run and following a Syracuse turnover, Hall ran in from 24 yards to make it 48-7 with still six minutes left in the third period.

SCORING	1	2	3	4		F
Syracuse	0	0	7	0	-	7
Virginia Tech	21	6	21	3	-	51

VT (11:41 - 1st) - Randall 75 run (Warley kick)

VT (6:07 - 1st) - Hall 58 punt return (Warley kick)

VT (4:30 - 1st) - Hall 60 punt return (Warley kick)

VT (11:02 - 2nd) - Warley 34 FG

VT (5:05 - 2nd) - Warley 23 FG

SYR (13:59 - 3rd) - Reyes 1 run (Barber kick)

VT (11:20 4th) - Jones 33 run (Warley kick)

VT (6:29 - 4th) - Jones 25 run (Warley kick)

VT (6:02 - 3rd) - Hall 24 run (Warley kick)

VT (9:51 - 4th) - Warley 24 FG

TEAM STATS	VT	SYR
First downs	18	6
Rushing yds.	45-337	35-81
Passing yds.	102	91
Return yds.	168	185
Passes	8-20-1	8-23-0
Punts-avg.	4-46.8	12-38.5
Fumbles-lost	1-1	3-1
Penalties-yds.	2-10	4-29
Time of poss.	30:30	29:30

INDIVIDUAL STATS

Rushing — VT: Jones 19-131, Randall 5-93, Humes 9-54, Vick 3-28, Hall 1-24, Candelas 4-9, Imoh 4-(-2); Syr: Reyes 16-40, Anderson 6-24, Belton 2-8, Patterson 2-5, Washington 4-5, Rhodes 5-(-1).

Passing — VT: Randall 6-14-1 88, Vick 2-6-0 14; Syr: Anderson 8-23-0 91.

Receiving — VT: Easlick 3-42, Wilford 2-27, Mazzetta 2-28, Hamilton 1-5; Syr: Morant 3-53, Reyes 2-10, Jones 1-13, Fontenette 1-9, Williams 1-6.

FOOTBALL HISTORY

All-Time Tech Record (1892-present; 123 seasons)

Overall	723*-458-46
Conference	235-165-21
In Blacksburg	373-111-13
Behind Lane Hall (1892)	1-0-0
Sheib Field (1894-1901)	13-1-0
Gibboney Field (1902-08)	19-2-0
Miles Field (1909-25)	60-3-3
Miles Stadium (1926-64)	67-25-4
Lane Stadium (1965-; 52nd season)	213-80-6

On the road	198-216-14
Neutral sites	151-131-19
Televised games	203-99
Overtime games	6-6
When ranked	154-52-1
Opponent ranked	52-87-1
Both teams ranked	34-25
VT ranked higher	22-11
Opponent ranked higher	12-14

* - includes forfeit by Temple during 1986 season

	Tech	Opponent
Total points scored (Ave.)	25,138 (21)	17,503 (14)
Most Points Scored	99 (1919)	77 (1973)
Fewest Points Scored	0 (1995)	0 (2016)
Shutouts By (last)	247 (2016)	144 (1995)
Largest Margin of Victory	99 (1919)	71 (1973)
Smallest Margin of Victory	1 (2014)	1 (2004)

LARGEST COMEBACKS

1987 - PRESENT

Biggest Second-Half Comeback Victories:

15 points	Virginia (1995)
trailed 29-14 after 3rd	won 36-29

14 points	North Carolina (2008)
trailed 17-3 in 3rd	won 20-17

11 points	Louisville (2004)
trailed 24-13 in 4th	won 35-24

Biggest Total Comeback Victory:

20 points	Duke (2012)
trailed 20-0 in 1st	won 41-20

TECH IN OVERTIME (6-6)

Date	Opponent	Tech	Opp	Result	In
9/19/98	at Miami	27	20	W	OT
11/9/02	at Syracuse	42	50	L	3OT
11/15/03	at Temple	24	23	W	OT
1/3/12	vs. Michigan	20	23	L	OT
9/3/12	Georgia Tech	20	17	W	OT
11/17/12	at Boston College	30	23	W	OT
12/28/12	vs. Rutgers	13	10	W	OT
9/21/13	Marshall	29	21	W	3OT
11/16/13	Maryland	24	27	L	OT
11/22/14	at Wake Forest	3	6	L	2OT
10/24/15	Duke	43	45	L	4OT
11/21/15	North Carolina	27	30	L	OT

#HARD SMART TOUGH

2016 HONORS LIST

S Chuck Clark

*Bednarik Award Preseason Watch List
ACC Preseason Third Team Defense, Athlon Sports
Reese's Senior Bowl Watch List*

DE Ken Ekanem

*ACC Defensive Line Player of the Week, ACC (9/26)
Nagurski Trophy Preseason Watch List
ACC Preseason Second Team Defense, Athlon Sports
Reese's Senior Bowl Watch List*

QB Jerod Evans

*Manning Award Star of the Week, sponsored by Allstate Sugar Bowl (9/29)
Earl Campbell Tyler Rose Award, Player of the Week Honorable Mention (9/27)
Earl Campbell Tyler Rose Award, Player of the Week Honorable Mention (9/20)*

CB Brandon Facyson

ACC Preseason Fourth Team Defense, Athlon Sports

WR Isaiah Ford

*ACC Player of the Week at WR, Pro Football Focus (9/7)
Herbie Nominee: Best Kept Secret
All-ACC Preseason Football Team
Biletnikoff Award Preseason Watch List
Maxwell Award Preseason Watch List
Preseason All-America Second Team, Athlon Sports
ACC Preseason First Team Offense, Athlon Sports*

Coach Bud Foster

Defensive Coordinator of the Week, Athlon Sports (10/9)

C Eric Gallo

Rimington Trophy Preseason Watch List

TE Bucky Hodges

*Mackey Award Preseason Watch List
ACC Preseason Second Team Offense, Athlon Sports*

OL Jonathan McLaughlin

ACC Preseason Fourth Team Offense, Athlon Sports

RB Travon McMillian

*Maxwell Award Preseason Watch List
ACC Preseason Third Team Offense, Athlon Sports*

FB Sam Rogers

*Dante Hall Award Watch List
Herbie Nominee: Unsung Hero
Preseason FBS Second Team All-American, Football Gameplan
Wuerffel Trophy Preseason Watch List
Reese's Senior Bowl Watch List*

Coach James Shibest

Special Teams Coordinator of the Week, CoachingSearch.com (9/25)

K Joey Slye

Groza Award Preseason Watch List

DB Greg Stroman

ACC Player of the Week at DB, Pro Football Focus (9/7)

OL Wyatt Teller

*Outland Trophy Preseason Watch List
ACC Preseason Third Team Offense, Athlon Sports*

Italics = preseason honor

HOKIES UNVEIL NEW EQUIPMENT TRUCK

The latest addition to the Virginia Tech football roster rolled into Blacksburg Aug. 31 morning on 18 wheels.

In partnership with Lawrence Transportation, this 53-foot-long semi trailer will transport tons of equipment, gear and supplies as the Hokies travel this season.

Conder Flag Company of Roanoke performed the wrapping of the trailer that features the same updated graphics and wordmarks featured prominently in the Hokies' football facility.

Head coach Justin Fuente's signature terms Hard Smart Tough are also part of the trailer design. It took approximately 16 hours to complete the wrap process over a two-week period.

According to Tech's associate director of equipment services, Sam Nichols, the trailer features LED interior lighting, a 4,000-pound liftgate and walking boards.



Teams Under Fuente.....2016.....Career

Home	3-0.....	18-10
Road.....	1-0.....	11-13
Neutral	0-1.....	1-1
Grass	4-0.....	8-4
Artificial Turf.....	0-1.....	22-20
Won Coin Toss.....	1-0.....	13-12
Lost Coin Toss.....	3-1.....	17-12

Fuente Teams' Record When ...

Leading after the 1st quarter.....	4-1.....	20-10
Trailing after the 1st quarter.....	0-0.....	9-13
Tied after the 1st quarter.....	0-0.....	1-1
Leading at halftime.....	4-0.....	24-4
Trailing at halftime	0-1.....	5-18
Tied at halftime	0-0.....	1-2
Leading after 3rd quarter	4-0.....	28-2
Trailing after 3rd quarter	0-1.....	1-20
Tied after 3rd quarter	0-0.....	1-2
Leading with less than 2:00 to play.....	4-0.....	27-2
Trailing with less than 2:00 to play	0-1.....	1-21
Tied with less than 2:00 to play.....	0-0.....	2-1
Scores first	4-1.....	17-11
Opponent scores first	0-0.....	13-13
Scores 20+ points	4-1.....	28-12
Opponent scores 20+ points	0-1.....	8-22
Holds opponent to 20 points or less	4-0.....	22-2
Game is decided by 3 points or less	0-0.....	2-3
Game is decided by 10 points or less.....	0-0.....	6-10

Fuente Teams' Record When ...

Less than 150 yards rushing.....	0-0.....	4-18
150+ yards rushing	4-1.....	24-6
200+ yards passing.....	2-1.....	16-12
300+ yards passing.....	0-0.....	9-3
300+ yards total offense.....	3-1.....	24-14
400+ yards total offense.....	3-1.....	20-5
500+ yards total offense.....	0-0.....	10-0
70+ total plays	2-1.....	18-13
80+ total plays	2-0.....	13-4

Fuente Teams' Record When ...

Allowing less than 150 yards rushing.....	4-0.....	25-12
150+ yards rushing	0-1.....	5-12
200+ yards passing.....	1-0.....	10-17
300+ yards passing.....	1-0.....	8-9
300+ yards total offense.....	1-1.....	14-21
400+ yards total offense.....	1-0.....	7-11
500+ yards total offense.....	0-0.....	4-5
70+ total plays	0-0.....	12-16
80+ total plays	0-0.....	8-5

Fuente Teams' Record When ...

Committing fewer turnovers	3-0.....	18-7
Committing more turnovers	0-1.....	4-14
Turnovers are the same	1-0.....	8-3
Having fewer penalty yards.....	4-0.....	16-6
Having more penalty yards	0-1.....	14-18
Leading time of possession.....	4-1.....	19-10
Trailing time of possession.....	0-0.....	11-14

Fuente Teams' High & Low Water Marks ...

Largest halftime lead	38.....	56
Largest halftime deficit.....	10.....	28
Highest number of plays	89.....	97
Lowest number of plays	68.....	48
Opponent highest number of plays	69.....	100
Opponent lowest number of plays.....	57.....	50
Warmest Game Temperature.....	84°.....	94°
Coldest Game Temperature.....	65°.....	38°

Fuente Teams' For ...

Day Games.....	4-0.....	16-11
Night Games (5 p.m. kickoff or later).....	0-1.....	14-13
Games with temperature 49 or below	0-0.....	3-3
Games with temperatures in 50s.....	0-0.....	4-5
Games with temperatures in 60s.....	1-0.....	8-4
Games with temperatures in 70s.....	3-0.....	9-5
Games with temperatures in 80s.....	0-1.....	5-4
Games with temperatures in 90s.....	0-0.....	1-3

TAKING OVER A WINNING PROGRAM

Virginia Tech head coach Justin Fuente became the seventh head coach in FBS history to take over a program that had at least 23 consecutive winning seasons before taking the reigns. Below is the complete list.

Years	School	Prior Coaches	New Coach
36	Nebraska	Bob Devaney/Tom Osborne	Frank Solich
33*	Florida State	Bobby Bowden	Jimbo Fisher
25	Alabama	Bear Bryant	Ray Perkins
23	Oklahoma	Jim Mackenzie/Chuck Fairbanks/Barry Switzer	Gary Gibbs
23	Michigan	Bo Schembechler/Gary Moeller/Lloyd Carr	Rich Rodriguez
23	Florida	Six coaches during the span ^	Will Muschamp
23	Virginia Tech	Frank Beamer	Justin Fuente

^ Galen Hall, Gary Darnell, Steve Spurrier, Ron Zook, Charlie Strong, Urban Meyer

* Due to NCAA sanctions, the 2006 and 2007 seasons resulted in vacated wins, but were winning seasons before the penalties.

HOKIES = RATINGS

• During Week 2 of the College Football season, ABC received the top three overnights across all its networks and was led by the Hokies' game against Tennessee with the Battle at Bristol getting a 3.8 overnight rating.

• Meanwhile, ESPN's stream of the Battle at Bristol was the network's most-streamed game of the week (86,000 AMA & 403,000 unique viewers).

• The Hokies have brought ESPN a couple other ratings successes, which includes a pair of Top Opening Weekend games and the Most Watched Regular Season CFB Games on ESPN according to SportsMediaWatch.com.

ESPN/ABC Top 5 Opening Weekend CFB Games

Rating*	Date	Game	Network
1. 7.2	Mon, 9/5/05	Miami at Florida State	ABC
2. 6.7	Mon, 9/6/10	Boise State vs. Virginia Tech	ESPN
3. 6.6	Mon, 9/7/15	Ohio State at Virginia Tech	ESPN
4. 6.1	Mon, 9/4/06	Florida State at Miami	ESPN
5. 5.8	Sat, 9/2/06	Notre Dame at Georgia Tech	ABC

* - overnight rating

Most Watched Reg. Season Games on ESPN

Date	Game	Viewers
11/29/14	Auburn-Alabama	13.53M
9/12/09	USC-Ohio State	10.59M
9/7/15	Ohio State-Virginia Tech	10.59M
9/6/10	Boise State-Virginia Tech	9.89M
9/4/06	Miami-Florida State	9.12M

TECH RECEIVES TOP RANKINGS

The Princeton Review came out with its annual college rankings last Wednesday and the publication ranked Virginia Tech at No. 1 in both "Best Quality of Life" and "Their Students Love These Colleges" among 381 colleges and universities nationwide.

The Princeton Review is a college admission services company that offers test preparation services, tutoring and admissions resources, online courses and other various other resources for students. It has been in existence for more than 30 years.

Tech also ranked No. 4 in "Best Campus Food" and No. 7 in the categories of "Happiest Students," "Lots of Race/Class Interaction," and "Town-Gown Relations are Great."

Here is a listing of where Virginia Tech ranked:

THE BEST 381 COLLEGES

<i>Best Quality of Life</i>	<i>#1</i>
<i>Their Students Love These Colleges.....</i>	<i>#1</i>
<i>Best Campus Food</i>	<i>#4</i>
<i>Happiest Students</i>	<i>#7</i>
<i>Lots of Race/Class Interaction.....</i>	<i>#7</i>
<i>Town-Gown Relations are Great.....</i>	<i>#7</i>
<i>Best Alumni Network.....</i>	<i>#10</i>
<i>Colleges That Pay You Back w/o Aid.....</i>	<i>#18</i>

WHAT'S A HOKIE?

That's the most frequently asked question regarding Virginia Tech athletics. The answer leads back to 1896 when Virginia Agricultural and Mechanical College changed its name to Virginia Polytechnic Institute. With the change came the necessity for writing a new cheer and a contest for such a purpose was held by the student body. Senior O.M. Stull won first prize for his "Old Hokie" yell which still is used today.

Later, when asked if "Hokie" had any special meaning, Stull explained the words he used had no hidden or symbolic meaning, but had been thought up in an effort to get attention. Hokie soon became a nickname for all Tech teams and for those people loyal to Tech athletics. Following is the "Old Hokie" yell in its original form:

Hoki, Hoki, Hoki Hy!
Tech! Tech! V.P.I.!
Sola-Rex Sola-Rah
Polytech-Vir-gin-i-a!!
Rae, Ri, V.P.I.

HOKIES ON CURRENT NFL ROSTERS - 15

(as of Oct. 10, 2016)

OL	Nick Becton (IR)	Chicago
T	Duane Brown	Houston
S	Kam Chancellor	Seattle
S	Antone Exum, Jr. (IR)	Minnesota
CB	Brandon Flowers	San Diego
CB	Kendall Fuller	Washington
WR	Corey Fuller (PUP)	Detroit
CB	Kyle Fuller (IR)	Chicago
OT	Laurence Gibson (PS)	N.Y. Giants
CB	DeAngelo Hall (IR)	Washington
LB	Dadi Nicolas	Kansas City
G	Vinston Painter	Washington
WR	Eddie Royal	Chicago
DE	Darryl Tapp	New Orleans
QB	Tyrod Taylor	Buffalo

IR - Injured Reserve

PS - Practice Squad

PUP - Reserve/Physically unable to perform

NFL WEEK 5 HIGHLIGHTS

There are currently 15 Hokies on NFL rosters in 2016 and a few of them had stand-out performances during the fifth week of the NFL season. Below are those highlights.

Duane Brown – Houston Texans

▪ Brown made his first start of the NFL season at left tackle - after coming back from a torn quadriceps tendon in last year's regular-season finale - in the Texans' 31-13 loss at Minnesota.

Kendall Fuller – Washington Redskins

▪ Fuller tallied three tackles, all three solo stops, and a pass defended in Washington's 16-13 victory over Baltimore.

Eddie Royal – Chicago Bears

▪ Royal caught seven passes for 43 yards in Chicago's 29-23 loss to Indianapolis.

Tyrod Taylor – Buffalo Bills

▪ Taylor went 12 for 23 with two touchdown passes to go along with 28 yards on the ground in Buffalo's 30-19 win at Los Angeles.

THE REAL #DBU

No school can boast more career INTs by active NFL defensive backs than Virginia Tech. Below are the most current numbers as of games played entering Oct. 10

1. Virginia Tech.....	79
2. South Carolina.....	62
Florida	62
4. Texas	59
5. Alabama.....	52

ACTIVE HOKIES	INTS
DeAngelo Hall	43
Brandon Flowers	20
Kam Chancellor	10
Kyle Fuller	6

TWO-TIME NFL COACH OF THE YEAR

Bruce Arians took a long and winding path before finally becoming an NFL head coach. This former Tech quarterback has a penchant for getting the best out of passers at the pro level with his notable pupils including Super Bowl champions Peyton Manning and Ben Roethlisberger, as well as the likes of Carson Palmer and Andrew Luck.

BRUCE ARIANS

Quarterback – Virginia Tech (1972-74)

Head Coach – Arizona Cardinals (2013-present)

- Associated Press NFL Coach of the Year – Indianapolis Colts (2012)
- Associated Press NFL Coach of the Year – Arizona Cardinals (2014)



Bruce Arians pictured (left) as a Virginia Tech quarterback, and most recently as head coach of the Arizona Cardinals, proudly sporting his Hokies' swag.



OTHER HOKIES IN NFL ROLES

Malcolm Blacken	Washington	Director of Player Development
Eugene Chung	Philadelphia	Assistant O-Line/Tight Ends/Run Game
Keith Gray	Philadelphia	Assistant Strength & Conditioning
Anthony Midget	Houston	Assistant Secondary
Chris Peduzzi	Philadelphia	Head Athletic Trainer
Nick Rapone	Arizona	Defensive Backs
Nick Sorensen	Seattle	Asst. Special Teams/Asst. DBs
Todd Washington	Baltimore	Assistant Offensive Line

EUGENE CHUNG



LANE STADIUM

A TRUE HOMEFIELD ADVANTAGE



NO. 1

Best Homefield Advantage in College Football (Rivals.com)

Lane Stadium doesn't blow people away by the brute strength of a massive stadium, but with knowledgeable fans that always reach a frenzied pitch at the right time, the Hokies make the most of their numbers.

Every good stadium has at least one end designed for deafening noise levels, and the enclosed South End Zone at Lane Stadium fits the bill perfectly. Holding more than 11,000 screaming Virginia Tech fans, the section amplifies noise and renders audibles useless. That's not to mention the isolation factor. With the nearest major airport nearly 45 minutes away, opponents' fans are never out in force at Lane Stadium.

NO. 2

Best College Football Town in America (USA Today Survey)

NO. 2

Scariest Venue for Opposing Teams (ESPN the Magazine)

The two loudest places I've ever seen a game are Lane Stadium and the Orange Bowl, but the Hokies' home crowd is a lot more consistent. The whole place rocks when they crank up "Enter Sandman." I remember watching a decent BC team go there on a Thursday night and completely melt down.

NO. 2

Best Entrances in College Football (Sports Illustrated)

This entrance is one of the purest slices of Americana you will ever experience.

NO. 6

College Football Stadium & Tailgate Fans Should Visit Before They Die (Bleacher Report)

NO. 7

Loudest College Football Stadium (Bleacher Report)

LANE STADIUM FAST FACTS

Capacity	66,233
Seasons.....	52nd in 2016
Inaugural Season.....	1965
Construction Began.....	April 1964
New Press Box/West Side Completed.....	2006
South End Zone Expansion Completed.....	2002
Longest Tech Win Streak.....	16 games
.....	(9/4/99 – 10/13/01)
Elevation Above Sea Level.....	2,057 feet

LANE STADIUM - HOME OF THE HOKIES

Rising high into the mountainous sky of the New River Valley, Virginia Tech's Lane Stadium enters its 51st year of football competition in 2015. The Tech football team has enjoyed over two decades of success, going to 23 straight bowl games and winning 10 or more games eight straight seasons from 2004-11. A big part of that success is the home-field advantage the Hokies enjoy at Lane Stadium/Worsham Field.

Sitting at roughly 2,057 feet above sea level, the stadium is the second-highest among all FBS schools in the eastern United States, trailing only Appalachian State (3,300). Completed in 1965, Lane Stadium/Worsham Field has gone through numerous changes, renovations and additions. But through it all, it has always been regarded as one of the finest places to watch – and toughest places for opponents to play – a college football game.

THE HOKIE STONE

Before each home football game, Virginia Tech football players and coaching staff enter Lane Stadium through a tunnel. On the stadium-side entrance to Worsham Field, they pass beneath a Hokie Stone, which they touch for good luck and is flanked by these words: "For those who have passed. For those to come ... Reach for Excellence."

ENTER SANDMAN

The history behind Virginia Tech's use of Metallica's "Enter Sandman" started during the 2000 season. That summer Tech added a new scoreboard to Lane Stadium and the athletics marketing team decided to use the scoreboard for an entrance video. The group considered "Welcome to the Jungle" by Guns N' Roses and "Sirius" by the Alan Parsons Project before settling on "Enter Sandman." It has been the entrance song for the Hokies ever since.

MILESTONE GAMES

	DATE	OPPONENT	RESULT
Inaugural Game & Win	10/2/65	William & Mary	W 9-7
First Televised Game	10/29/66	Florida State	W 23-21
First Night Game	11/25/82	Virginia	W 21-14
First Win Under Beamer	10/3/87	Navy	W 31-11
First ESPN Game	11/24/90	Virginia	W 38-13
Worsham Field Dedicated	9/5/92	James Madison	W 49-10
First BIG EAST Game	9/26/92	West Virginia	L 16-7
First BIG EAST Win	10/16/93	Temple	W 55-7
100th Win	9/22/94	West Virginia	W 34-6
First Thursday Night Game	9/22/94	West Virginia	W 34-6
Program's 1,000th Game	9/4/99	James Madison	W 47-0
First College Gameday Appearance	10/16/99	Syracuse	W 62-0
First ACC Game & Win	9/18/04	Duke	W 41-17
200th Win	10/13/12	Duke	W 41-20
Beamer's Final Home Win	10/9/15	N.C. State	W 28-13
Beamer's Final Home Game	11/21/15	North Carolina	L 30-27 OT


VIRGINIA TECH **INDOOR** PRACTICE FACILITY



2 737 jets can fit inside the building (nose to tail)



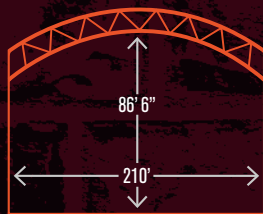
26,500 Square feet of glass and translucent panels, which is just over half an acre



11,213 Square feet of Hokie Stone on the facade

1,200 Tons of specially engineered steel were utilized

Over 86 feet from the field to the bottom of the truss — a must for the kicking game!




86 feet 6 inches

The Statue of Liberty could easily fit inside the facility



← 305' →



← 400' →



7,905,108

Cubic feet of space, enough room to fill

89 OLYMPIC POOLS


60,000

Square feet of precast concrete panels with the majority of weighing over

18 TONS

8

Porticoes feature the same values as the eight pylons of Virginia Tech's War Memorial: Brotherhood, Honor, Leadership, Sacrifice, Service, Loyalty, Duty and Ut Prosim



2016 VIRGINIA TECH FOOTBALL NUMERICAL

#	NAME.....	POS	#	NAME	VL	POS	HT	WT	YR	HOMETOWN	HS/LAST SCHOOL
36	Adonis Alexander.....	CB	1	Isaiah Ford	2	WR	6' 2"	195	Jr.	Jacksonville, Fla.	Trinity Christian
17	Jahque Alleyne.....	FS	2	Tyree Rodgers	-	DB	6' 1"	173	Fr.	Camden, N.J.	Camden Catholic
63	Daniel Bailey.....	OL	3	Greg Stroman	2	DB	6' 0"	180	Jr.	Bristow, Va.	Stonewall Jackson
35	Erikk Banks.....	CB	4	Ken Ekanem	3	DE	6' 3"	260	r-Sr.	Centreville, Va.	Centreville
60	Woody Baron.....	DT	4	Jerod Evans	-	QB	6' 3"	238	Jr.	Dallas, Texas	Mansfield
14	Tavante Beckett.....	LB	5	Cam Phillips	2	WR	6' 0"	199	Jr.	Laurel, Md.	DeMatha
40	Emmanuel Belmar.....	LB	6	Mook Reynolds	1	FS	6' 0"	183	So.	Greensboro, N.C.	Northern Guilford
27	Dominic Benson.....	WR	7	Bucky Hodges	2	TE	6' 7"	245	r-Jr.	Virginia Beach, Va.	Salem
42	Elisha Boyd.....	CB	8	Phil Patterson	-	WR	6' 2"	180	Fr.	Virginia Beach, Va.	Bayside
15	Jaylen Bradshaw.....	WR	8	Nigel Williams	3	DT	6' 2"	297	r-Sr.	Richmond, Va.	Benedictine
82	Xavier Burke.....	TE	9	Khalil Ladler	-	CB	5' 11"	183	Fr.	Stone Mountain, Ga.	IMG Academy
89	Wright Bynum.....	LS	9	Brenden Motley	2	QB	6' 4"	230	r-Sr.	Christiansburg, Va.	Christiansburg
52	Austin Cannon.....	OL	11	Jack Click	-	QB	6' 3"	218	r-Fr.	Glen Allen, Va.	Deep Run
36	Alden Carpenter.....	WR	11	Houshun Gaines	-	DE	6' 3"	248	r-Fr.	Rocky Mount, N.C.	Nash Central
86	C.J. Carroll.....	WR	12	Henri Murphy	-	WR	5' 10"	175	So.	Pine Bluff, Ark.	Dollarway
30	Eron Carter.....	LB	13	Chris Durkin	-	TE	6' 4"	223	r-So.	Poland, Ohio	Ursuline
65	Matt Christ.....	OL	14	Tavante Beckett	-	LB	5' 10"	214	Fr.	Chesapeake, Va.	Indian River
61	Kyle Chung.....	OL	15	Jaylen Bradshaw	-	WR	6' 1"	202	r-So.	Chesapeake, Va.	Oscar Smith
19	Chuck Clark.....	DB	16	Coleman Fox	-	RB	5' 11"	193	r-Fr.	Salem, Va.	Salem
11	Jack Click.....	QB	17	Jahque Alleyne	1	FS	6' 1"	177	So.	Virginia Beach, Va.	Ocean Lakes
72	Augie Conte.....	OL	17	Josh Jackson	-	QB	6' 1"	211	Fr.	Ann Arbor, Mich.	Saline
85	Chris Cunningham.....	TE	18	Raymon Minor	-	LB	6' 2"	231	r-So.	Ashland, Va.	Benedictine
39	Sean Daniel.....	WR	18	Chase Mummau	-	QB	6' 2"	183	Fr.	Mechanicsville, Va.	Lee-Davis
88	Divine Deablo.....	WR	19	Chuck Clark	3	DB	6' 0"	205	Sr.	Suffolk, Va.	King's Fork
52	Clay Dean.....	DL	20	Deon Newsome	2	S	5' 11"	193	r-Jr.	Hampton, Va.	Hampton
81	Samuel Denmark.....	WR	21	Reggie Floyd	-	DB	6' 0"	205	Fr.	Manassas, Va.	Stonewall Jackson
43	Seth Dooley.....	DE	22	Terrell Edmunds	1	ROV	6' 2"	210	r-So.	Danville, Va.	Dan River
13	Chris Durkin.....	TE	23	Der'Woun Greene	2	FS	5' 10"	196	r-Sr.	Portsmouth, Va.	Woodrow Wilson
22	Terrell Edmunds.....	ROV	24	Anthony Shegog	2	LB	6' 2"	213	r-Jr.	Stafford, Va.	North Stafford
49	Tremaine Edmunds.....	LB	26	Jovonn Quillen	-	DB	6' 0"	176	Fr.	Hampton, Va.	Hampton
4	Ken Ekanem.....	DE	27	Dominic Benson	-	WR	6' 2"	183	Fr.	Woodbridge, Va.	Woodbridge
4	Jerod Evans.....	QB	27	Shawn Payne	-	CB	6' 3"	192	So.	Chesterfield, Va.	L.C. Bird
31	Brandon Facyson.....	CB	28	Shai McKenzie	1	RB	5' 11"	215	r-So.	Washington, Pa.	Washington
21	Reggie Floyd.....	DB	28	Curtis Williams	-	CB	5' 9"	176	r-Jr.	Amelia, Va.	Amelia County
1	Isaiah Ford.....	WR	29	DuWayne Johnson	-	CB	6' 1"	185	r-Fr.	Washington, D.C.	H.D. Woodson
16	Coleman Fox.....	RB	30	Eron Carter	-	LB	6' 1"	231	Fr.	Palatka	Palatka, Fla.
47	Darius Fullwood.....	DE	30	Jordan Jefferson	-	WR	5' 8"	170	Fr.	Goochland, Va.	Goochland
11	Houshun Gaines.....	DE	31	Brandon Facyson	2	CB	6' 2"	197	r-Jr.	Newnan, Ga.	Northgate
37	Johnathan Galante.....	LB	32	Steven Peoples	1	FB	5' 9"	218	So.	Galax, Va.	Galax
64	Eric Gallo.....	OL	33	Deshawn McCleave	-	RB	5' 9"	180	r-Fr.	Chesapeake, Va.	Oscar Smith
23	Der'Woun Greene.....	FS	34	Travon McMillian	1	RB	6' 0"	205	r-So.	Woodbridge, Va.	C.D. Hylton
48	Daniel Griffith.....	LB	35	Erikk Banks	-	CB	5' 10"	185	r-Jr.	Coeburn, Va.	Eastside
80	Casey Harman.....	TE	35	Michael Santamaria	-	K	5' 9"	174	r-So.	Athens, Ga.	Athens Academy
41	Kevin Henry.....	CB	36	Adonis Alexander	1	CB	6' 3"	193	So.	Charlotte, N.C.	Independence
55	Jarrod Hewitt.....	DL	37	Johnathan Galante	1	LB	5' 9"	208	Sr.	Blacksburg, Va.	Christiansburg
94	Trevon Hill.....	DE	38	Alden Carpenter	-	ROV	6' 0"	189	r-Jr.	Leesburg, Va.	Tuscarora
7	Bucky Hodges.....	TE	39	Sean Daniel	-	WR	5' 9"	183	Fr.	Chesapeake, Va.	Oscar Smith
76	Jarrett Hopple.....	OL	39	Tyrone Thornton	-	DB	5' 9"	193	r-Fr.	Boston, Mass.	Newton South
75	Zachariah Hoyt.....	OL	40	Emmanuel Belmar	-	LB	6' 2"	228	Fr.	Suwanee, Ga.	Collins Hill
44	Tre Hubbard.....	LB	41	Kevin Henry	-	WR	5' 10"	165	Fr.	Greensboro, N.C.	Jireh Prep
56	Sean Huelskamp.....	LB	41	John Jennings	-	DB	5' 11"	165	So.	Clifton, Va.	Centreville
12	Josh Jackson.....	QB	41	Trey Skeens	-	FB	5' 11"	216	r-Fr.	Wytheville, Va.	George Wythe
56	T.J. Jackson.....	OL	42	Elisha Boyd	-	CB	6' 2"	185	r-So.	Newport News, Va.	Heritage
30	Jordan Jefferson.....	WR	42	Marshawn Williams	1	RB	6' 0"	227	r-So.	Hampton, Va.	Phoebus
41	John Jennings.....	DB	43	Seth Dooley	2	DE	6' 5"	252	r-Jr.	Salem, Va.	Glenvar
93	Brian Johnson.....	P	44	Tre Hubbard	-	LB	5' 11"	233	Fr.	Virginia Beach, Va.	Ocean Lakes
29	DuWayne Johnson.....	CB	45	Sam Rogers	3	RB	5' 11"	230	Sr.	Mechanicsville, Va.	Hanover
50	Patrick Kearns.....	OL	46	Joey Slye	2	K	5' 11"	210	Jr.	Stafford, Va.	North Stafford
68	Connor Kish.....	OL	47	Darius Fullwood	-	DE	6' 3"	252	r-Fr.	College Park, Md.	Our Lady of Good Counsel
70	Kevin Kish.....	OL	48	Daniel Griffith	-	LB	6' 0"	216	Fr.	Suffolk, Va.	Nansemond-Suffolk Academy
61	Joe Koshuta.....	LB	48	D.J. Reid	-	RB	6' 1"	235	r-So.	Chester, Va.	Thomas Dale
83	Eric Kumah.....	WR	49	Tremaine Edmunds	1	LB	6' 5"	236	So.	Danville, Va.	Dan River
9	Khalil Ladler.....	CB	50	Patrick Kearns	-	OL	6' 5"	288	Fr.	Adairsville, Ga.	Darlington School
87	Bodhi Long.....	LS	52	Austin Cannon	-	OL	6' 2"	302	Fr.	Mechanicsville, Va.	Atlee
90	Mitchell Ludwig.....	P	52	Clay Dean	-	DL	6' 2"	260	Fr.	Purcellville, Va.	Woodgrove

#	NAME	POS	#	NAME	VL	POS	HT	WT	YR	HOMETOWN	HS/LAST SCHOOL
33	Deshawn McCleave	RB	53	Wayne Mutter	-	P	5' 9"	160	Sr.	Grundy, Va.	Grundy
28	Shai McKenzie	RB	53	Trent Young	1	LB	5' 10"	214	r-So.	Richmond, Va.	Douglas Freeman
71	Jonathan McLaughlin	OL	54	Andrew Motuapuaka	2	LB	6' 0"	233	r-Jr.	Virginia Beach, Va.	Salem
34	Travon McMillian	RB	55	Jarrod Hewitt	-	DL	6' 1"	299	Fr.	Venice, Fla.	Venice
99	Vinny Mihota	DL	56	Sean Huelskamp	2	LB	6' 1"	222	r-Jr.	Centreville, Va.	Chantilly
18	Raymon Minor	LB	56	T.J. Jackson	-	OL	6' 6"	324	Fr.	Cumberland, Va.	Cumberland County
66	Billy Ray Mitchell	OL	57	Wyatt Teller	2	OL	6' 5"	308	r-Jr.	Bealeton, Va.	Liberty
95	Chaska Moon	LS	58	Colt Pettit	-	OL	6' 3"	298	r-So.	Deshler, Ohio	Patrick Henry
77	Demetri Moore	OL	58	Zack Treser	-	LB	6' 5"	225	r-Fr.	Blacksburg, Va.	Blacksburg
9	Brenden Motley	QB	60	Woody Baron	3	DT	6' 2"	280	Sr.	Nashville, Tenn.	Brentwood Academy
54	Andrew Motuapuaka	LB	61	Kyle Chung	-	OL	6' 3"	290	r-Jr.	Ponte Vedra Beach, Fla.	Ponte Vedra
18	Chase Mummau	QB	61	Joe Koshuta	-	LB	6' 1"	255	r-Fr.	Vienna, Va.	Madison
12	Henri Murphy	WR	62	D'Andre Plantin	-	OL	6' 5"	295	r-Fr.	Norcross, Ga.	Norcross
53	Wayne Mutter	P	63	Daniel Bailey	-	OL	6' 3"	301	r-Fr.	Abingdon, Va.	Abingdon
20	Deon Newsome	S	64	Eric Gallo	2	OL	6' 2"	295	Jr.	Richboro, Pa.	Council Rock South
69	Yosuah Nijman	OL	65	Matt Christ	-	OL	6' 3"	274	r-Fr.	Sterling, Va.	Dominion
67	Parker Osterloh	OL	66	Billy Ray Mitchell	-	OL	6' 4"	285	r-So.	Westwood, N.J.	Paramus Catholic
8	Phil Patterson	WR	67	Parker Osterloh	1	OL	6' 8"	326	r-Jr.	Williamsburg, Va.	Warhill
27	Shawn Payne	CB	68	Connor Kish	-	OL	6' 2"	280	r-Fr.	Oceanside, Calif.	El Camino
32	Steven Peoples	FB	69	Yosuah Nijman	1	OL	6' 7"	300	So.	Maplewood, N.J.	Columbia
58	Colt Pettit	OL	70	Kevin Kish	-	OL	6' 2"	286	r-Fr.	Oceanside, Calif.	El Camino
74	Braxton Pfaff	OL	71	Jonathan McLaughlin	3	OL	6' 5"	294	Sr.	Mauldin, S.C.	Mauldin
5	Cam Phillips	WR	72	Augie Conte	3	OL	6' 6"	305	r-Sr.	Richmond, Va.	Blessed Sacrament Huguenot
62	D'Andre Plantin	OL	74	Braxton Pfaff	-	OL	6' 5"	293	r-So.	Lynchburg, Va.	Liberty Christian Academy
26	Jovonn Quillen	DB	75	Zachariah Hoyt	-	OL	6' 5"	285	Fr.	Salem, Va.	Salem
48	D.J. Reid	RB	76	Jarrett Hopple	-	OL	6' 7"	293	Fr.	Suffolk, Va.	Nansemond River
92	Matt Reinhart	LB	77	Demetri Moore	-	OL	6' 6"	303	Jr.	Fairborn, Ohio	Huffman
6	Mook Reynolds	FS	79	Tyrell Smith	-	OL	6' 3"	295	r-Fr.	North Brunswick, N.J.	Don Bosco Prep
2	Tyree Rodgers	DB	80	Casey Harman	-	TE	6' 3"	245	r-Fr.	Swords Creek, Va.	Honaker
90	Dalton Roe	DT	81	Samuel Denmark	-	WR	6' 0"	183	Fr.	Hanahan, S.C.	Huger
45	Sam Rogers	RB	82	Xavier Burke	-	TE	6' 3"	255	r-Fr.	Lawrenceville, Va.	Brunswick
35	Michael Santamaria	K	83	Eric Kumah	-	WR	6' 2"	210	Fr.	Woodbridge, Va.	Forest Park
97	Tim Settle	DT	85	Chris Cunningham	-	TE	6' 2"	236	r-Fr.	Jacksonville, Fla.	Atlantic Coast
24	Anthony Shegog	LB	86	C.J. Carroll	-	WR	5' 8"	167	r-So.	Olney, Md.	Our Lady of Good Counsel
41	Trey Skeens	FB	87	Bodhi Long	-	WR	6' 3"	200	Fr.	Richmond, Va.	Douglas Freeman
46	Joey Slye	K	87	Colton Taylor	1	LS	6' 1"	220	r-Jr.	Salem, Va.	Salem
79	Tyrell Smith	OL	88	Divine Deablo	-	WR	6' 3"	208	Fr.	Winston-Salem, N.C.	Mount Tabor
91	Steve Sobczak	DT	89	Wright Bynum	-	LS	6' 4"	233	r-Fr.	Columbia, S.C.	Ben Lippen
3	Greg Stroman	DB	89	Devin Wilson	-	WR	6' 3"	206	Jr.	McKees Rocks, Pa.	Montour
87	Colton Taylor	LS	90	Mitchell Ludwig	2	P	5' 11"	198	r-Jr.	Abingdon, Va.	Abingdon
96	Jimmie Taylor	DE	90	Dalton Roe	-	DT	6' 1"	263	r-Jr.	Williamsburg, Va.	Jamestown
57	Wyatt Teller	OL	91	Steve Sobczak	-	DT	6' 1"	287	r-So.	Milford, Va.	Massaponax
39	Tyrone Thornton	DB	92	Matt Reinhart	-	LB	6' 2"	228	r-Fr.	Shoemakersville, Pa.	Berks Catholic
58	Zack Treser	LB	92	Robert Warfel	-	K	5' 10"	164	Sr.	Woodgrove, Va.	Paeonia Springs
98	Ricky Walker	DT	93	Brian Johnson	-	P	6' 1"	161	Fr.	Washington, D.C.	Gonzaga
92	Robert Warfel	K	94	Trevon Hill	-	DE	6' 3"	240	r-Fr.	Virginia Beach, Va.	Salem
28	Curtis Williams	CB	95	Chaska Moon	-	LS	5' 10"	227	r-Fr.	Wake Forest, N.C.	Wake Forest
42	Marshawn Williams	RB	96	Jimmie Taylor	-	DE	6' 2"	240	Fr.	Jacksonville, N.C.	Southwest-Onslow
8	Nigel Williams	DT	97	Tim Settle	-	DT	6' 3"	328	r-Fr.	Manassas, Va.	Stonewall Jackson
89	Devin Wilson	WR	98	Ricky Walker	1	DT	6' 2"	282	r-So.	Hampton, Va.	Bethel
53	Trent Young	LB	99	Vinny Mihota	1	DL	6' 5"	264	r-So.	Fredericksburg, Va.	Massaponax

IN-GAME STAFF

ON THE FIELD

Justin Fuente Head Coach
 Bud Foster Assoc. Head Coach/
 Defensive Coordinator/Linebackers
 Charley Wiles Defensive Line
 Vance Vice Offensive Line
 James Shibes Special Teams/Tight Ends
 Holmon Wiggins Wide Receivers
 Galen Scott Assistant HC/Safeties

IN THE PRESS BOX

Zohn Burden Running Backs
 Brad Cornelsen Offensive Coordinator/
 Quarterbacks
 Brian Mitchell Cornerbacks

PRONUNCIATION GUIDE

JAHQUE ALLEYE jah-KAY ALLEN
 ZOHN Burden (Coach) ZONN
 Augie CONTE CON-tee
 Brad CORNELSEN (Coach) CORNELL-son
 Terrell Edmunds tuh-RELL
 Ken EKANEM ee-CAN-um
 JEROD Evans juh-ROD
 Brandon FACYSON FAY-sun
 Johnathan GALANTE guh-LAHN-tay
 DER'WOUN Greene DARE-ee-on
 Sean HUELSKAMP HULES-camp
 DuWAYNE Johnson Dwayne
 Joe KOSHUTA CO-SHOOT-uh
 KHALIL Ladler kuh-LEAL

SHAI McKenzie SHY
 Travon McMILLIAN mick-MILL-en
 Vinny MIHOTA muh-HOE-ta
 Andrew MOTUAPUAKA
 mo-TOO-uh-poo-WAH-kuh
 Chase MUMMAU MOO-ma
 YOSUAH NIJMAN YOSH-u-ah NYJ-man
 Parker OSTERLOH OH-ster-low
 Colt PETTIT PEH-tit
 Braxton PFAFF FAFF
 Anthony SHEGOG shih-GOG
 James SHIBEST (Coach) SHE-best
 Steve SOBCZAK SOB-check



PASSING										RUSHING					
SEASON	GP	GS	EFFIC.	COMP	ATT	PCT.	YDS	TD	LNG	INT	ATT	YDS	AVG	LNG	TD
2016	5	5	175.65	76	120	63.3	1039	15	55	1	61	258	4.2	55	2

- **Manning Award Star of the Week (9/26).**
- Had an one-yard rushing TD on a *season-high 21 attempts* and went 7 for 17 with two passing TDs at North Carolina (10/8).
- Tied for sixth among Power Five QBs and ranks second in the ACC with 15 passing TDs.
- Leads the conference and is third among Power Five QBs with a 175.6 passing efficiency.
- Is one of only two FBS QBs with 15 or more TDs and less than two INTs.
- His 15-to-1 TD-to-INT ratio ranks second in the FBS and is the best among Power Five QBs (min. 15 TDs).
- Threw for 282 yards on 13 of 20 passing and led the team with 97 yards on the ground, including a *career-long 55-yard TD run*, vs. East Carolina (9/24).
- Went 16 for 28 for 253 yards and five TD passes to go along with 48 yards on the ground vs. Boston College (9/17).
- Tied the program's single-game record with five TD passes first set by Bryan Randall at Syracuse (11/9/02).
- Completed 20 of 28 passes for 214 yards and TD pass vs. Tennessee (9/10).
- Is the only QB in Tech history to throw for at least 200 yards in his four starts.
- Set a school record with four touchdown passes for a Tech QB in his first start vs. Liberty (9/3) and also had a team-high 46 rushing yards.
- Won the starting job after a three-way quarterback battle in training camp.
- Is the first junior college quarterback to start for the Hokies in the modern era.
- Played the last two seasons at Trinity Valley CC after beginning his career at the Air Force Academy.
- **2015 Southwest Junior College Football Conference MVP.**
- **2015 First Team SWJCFC.**
- Led the SWJCFC in passing yards per game (395.5) and touchdowns (38).
- Is one of nine children, includes two sisters and six brothers.



PASSING										RUSHING					
SEASON	GP	GS	EFFIC.	COMP	ATT	PCT.	YDS	TD	LNG	INT	ATT	YDS	AVG	LNG	TD
2013	1	0	0.00	0	0	0.0	0	0	0	0	0	0	0.0	0	0
2014	4	0	80.93	1	3	33.3	17	0	17	0	14	72	5.1	24	0
2015	10	6	128.85	92	164	56.1	1155	11	61	7	88	224	2.5	22	3
2016	4	0	76.40	7	14	50.0	44	0	12	0	8	68	8.5	26	2
Career	19	6	124.00	100	181	55.2	1216	11	61	7	110	364	3.3	26	5

- Saw reserve duty at North Carolina (10/8).
- Rushed for 68 yards on eight attempts vs. East Carolina (9/24).
- Ran the ball twice for 37 yards and had his fourth career rushing TD vs. Boston College (9/17).
- Completed five of nine passes for 31 yards vs. Liberty (9/3).
- Started six games after QB Michael Brewer's injury vs. Ohio State (9/7/15) and went 3-3.
- **Set career-highs in attempts (35), completions (20), yards (281), rush attempts (19), rush yards (85) at ECU (9/26/15).**
- Went 14 for 23 for 136 yards and a touchdown and ran 11 times for 26 yards at Miami (10/17/15).
- Went 14 for 28 for 158 yards with a career-high three TD passes and ran nine times for 44 yards vs. NC State (10/9/15).
- Went 15 for 23 for 230 yards and two TDs at Purdue (9/19/15). Ran 15 times for 24 yards and a five-yard TD.



PASSING										RUSHING					
SEASON	GP	GS	EFFIC.	COMP	ATT	PCT.	YDS	TD	LNG	INT	ATT	YDS	AVG	LNG	TD
2016	0	0	0	0	0	0	0	0	0	0	0	0	0	0	0

- Showed glimpses of his potential during Tech's QB competition.
- Rated as a 4-star recruit by ESPN Football Recruiting and the 184th player in the 2016 ESPN Top 300.
- Also ranked as the No. 9 dual-threat quarterback and the No. 4 player in the state by ESPN.
- Rivals listed him No. 22 by position and No. 12 overall in the state.
- Father, Fred Jackson, has been a football coach for more than 40 years, including 23 seasons at Michigan.
- Fred was an all-conference quarterback at Jackson State after leading the conference in passing as a senior.
- Brother, Jeremy, was a wide receiver at Michigan from 2010-13.



RUSHING								RECEIVING				
SEASON	GP	GS	ATT	YDS	AVG	LONG	TD	NO	YDS	AVG	LONG	TD
2013	13	2	5	9	1.8	3	0	12	78	6.5	18	0
2014	13	6	32	140	4.4	17	0	20	230	11.5	26	1
2015	13	7	61	260	4.3	29	2	16	193	12.1	51	2
2016	5	4	24	88	3.7	9	0	6	85	14.2	30	3
CAREER	43	16	122	497	4.1	29	2	54	586	10.9	51	6

- **Dante Hall Award Watch List**
- **Herbie Nominee: Unsung Hero**
- **Wuerffel Trophy Preseason Watch List**
- **Reese's Senior Bowl Watch List**
- Caught a TD pass for the third consecutive game, a 22-yard reception, at North Carolina (10/8).
- Caught a four yard TD pass vs. Boston College (9/17).
- Caught three passes for 47 yards and a seven yard TD catch vs. Tennessee (9/10).
- Rushed for 23 yards on seven carries in the season-opener vs. Liberty (9/3)
- Had a **career-high 12 carries** for 52 yards and two catches for 36 yards vs. North Carolina (11/21/15).
- Caught three passes for a **season-high 66 yards** and a touchdown and had three carries for 23 yards vs. Ohio State (9/7/15).
- Also completed a 13-yard pass to Brenden Motley against the Buckeyes.
- Had eight carries for a **career-best 57 yards** vs. NC State (10/9/15).
- Brother, Ben, was an All-American center for Hampden-Sydney.



RUSHING								RECEIVING				
SEASON	GP	GS	ATT	YDS	AVG	LONG	TD	NO	YDS	AVG	LONG	TD
2015	13	7	200	1043	5.2	63	7	12	64	5.3	19	1
2016	5	3	65	288	4.4	69	3	6	31	5.2	15	2
CAREER	18	10	265	1331	5.0	69	10	18	95	5.3	19	3

- **Maxwell Award Preseason Watch List**
- **Athlon Sports Preseason Third Team Offense**
- Led the team with 76 rushing yards on 17 carries and a rushing TD at North Carolina (10/8).
- Caught a 13-yard TD pass, his second receiving TD of the season, vs. East Carolina (9/24).
- Posted a 15-yard TD reception and a seven-yard TD run vs. Boston College (9/17).
- Rushed for 127 yards, including a **career-long 69-yard TD run**, on 14 carries vs. Tennessee (9/10), his fourth career 100-yard rushing game.
- Had 13 carries for 39 yards vs. Liberty (9/3).
- Had 16 carries for 81 yards and two touchdowns in the Independence Bowl vs. Tulsa (12/26/15).
- Had 29 carries for a **career-high 142 yards** and two touchdowns and one catch for two yards vs. Duke (10/24/15).
- Had a **career-high 33 carries** for 105 yards at Boston College (10/31/15).
- Had 11 carries for 96 yards and a touchdown and two catches for 16 yards vs. NC State (10/9/15).
- Started and had 16 carries for 99 yards and three catches for 16 yards and a touchdown at Miami (10/17/15).
- Started and had 24 carries for 135 and two touchdowns at Georgia Tech (11/12/15).



RECEIVING							
SEASON	GP	GS	NO	YDS	AVG	LONG	TD
2016	5	0	3	25	8.3	10	0

- Caught three passes for 25 yards vs. East Carolina (9/24).
- Made his Tech debut in the season-opening victory over Liberty (9/3).
- Did not see playing time last season after redshirting as a true freshman.
- A first-team 6A all-state selection by VirginiaPreps at wide receiver.
- A 2013 American Family Insurance First-Team All-USA Virginia Football selection.
- Led South Hampton Roads' public school players in receiving during the regular season and finished with 65 catches for 1,102 yards and 18 touchdowns.



RECEIVING							
SEASON	GP	GS	NO	YDS	AVG	LONG	TD
2014	13	11	56	709	12.7	33	6
2015	13	12	75	1164	15.5	75	11
2016	5	5	24	376	15.7	47	4
Career	31	28	155	2249	14.5	75	21

- **2016 Preseason All-ACC**
- **Biletnikoff Award Preseason Watch List**
- **Maxwell Award Preseason Watch List**
- **Herbie Nominee: Best Kept Secret**
- Tied for second in receiving TDs and ranks fifth in receiving yards in the ACC.
- Caught four passes for 117 yards and a 24-yard TD catch vs. East Carolina (9/24).
- Caught four passes for 91 yards and two TD catches for eight and 30 yards vs. Boston College (9/17).
- Caught five passes for 51 yards vs. Tennessee (9/10).
- Caught 11 passes for 117 yards in the win vs. Liberty (9/3).
- Set a school record with 30 consecutive games with at least one reception (8/30/14-9/24/16).
- Had five straight games with a receiving TD (11/12/15-9/3/16), four straight 100-yard receiving games (11/21/15-9/3/16); both school records.
- Ranks third all-time in career receiving yards at Tech with 2,249.
- Has eight career 100-yard receiving games.
- Ranks second all-time in program history behind only Antonio Freeman (22, 1991-94) with 21 career TD catches.
- Set the school single-season record with 11 TD catches in 2015 (Andre Davis/Antonio Freeman, 9 TD catches).
- Set the school record for catches in a season with 75 (prev. Jarrett Boykin with 61 in 2011).
- First Virginia Tech player to have more than 1,000 receiving yards in a single season.
- Led the ACC in TD receptions (11), receiving yards (1164) and receiving yards per game (89.5) in 2015.
- Set two **career-highs** and **program bowl game records** with **12 catches** and **227 yards** receiving in the Independence Bowl vs. Tulsa (12/26/15)
- Had a **career-best three TD catches** vs. NC State (10/9/15).



RECEIVING							
SEASON	GP	GS	NO	YDS	AVG	LONG	TD
2014	13	9	40	498	12.5	36	3
2015	13	10	49	582	11.9	60	2
2016	5	5	17	258	15.2	55	2
Career	31	24	106	1338	12.6	60	7

- Had 42 all-purpose yards and recorded a tackle on special teams at North Carolina (10/8).
- Caught a 55-yard TD, blocked a punt and was credited with a half sack on a fake punt attempt vs. East Carolina (9/24).
- Had two receptions for 53 yards vs. Boston College (9/17).
- Matched his **career-high** with **seven receptions** for 77 yards vs. Tennessee (9/10).
- Caught five passes for 53 yards with a 23-yard TD in the season-opener vs. Liberty (9/3).
- His 103 career receptions ranks 10th in the school's record book.
- Ranked second on the team in receptions and receiving yards in 2015.
- Posted three catches for 33 yards in the Independence Bowl vs. Tulsa (12/26/15).
- Hauled in a **season-high six catches** for 87 yards and a touchdown at Boston College (10/31/15).
- Caught six balls the very next week for a **career-high 95 yards** at Georgia Tech (11/12/15).
- Had three catches for 26 yards at Purdue (9/19/15).
- Had three catches for 78 yards at East Carolina (9/26/15).
- Registered his first touchdown catch of the season vs. Pittsburgh (10/3/15).



C.J. CARROLL
WR | R-SO
86 | 5'6 | 167
OLNEY, MD

RECEIVING							
SEASON	GP	GS	NO	YDS	AVG	LONG	TD
2015	2	0	0	0	0	0	0
2016	5	0	4	48	12.0	27	0
Career	7	0	4	48	12.0	27	0

- Set a **career-high** with **39 yards receiving** including a **personal-best 27-yard reception** vs. Boston College (9/17).
- Rushed for 24 yards on two attempts and collected his first career catches vs. Liberty (9/3).
- Appeared in games vs. Furman (9/12/15) and at Purdue (9/19/15).
- Redshirted and worked on the scout team as a freshman.



BUCKY HODGES
TE | R-JR
7 | 6'7 | 245
VIRGINIA BEACH, VA

RECEIVING							
SEASON	GP	GS	NO	YDS	AVG	LONG	TD
2014	13	10	45	526	11.7	50	7
2015	13	13	40	530	13.3	46	6
2016	5	5	13	178	13.7	35	2
Career	31	28	98	1234	12.6	50	15

- Mackey Award Preseason Watch List**
- Athlon Sports Preseason Second Team Offense**
- 2014 Freshman All-American (USA Today)**
- Caught a game-long 28 yard pass at North Carolina (10/8).
- Caught two passes for 47 yards vs. East Carolina (9/24).
- Had four receptions for 48 yards vs. Boston College (9/17).
- Ranks 21st in program history and first among tight ends with 1,159 receiving yards.
- Had three catches and four rushes for 22 yards vs. Tennessee (9/10), becoming the program's all-time tight end leader with 91 receptions.
- Has started in 20 consecutive games, the longest streak on the offense.
- Registered his third career multi-TD receiving game with scoring grabs of 18 and 20 yards vs. Liberty (9/3).
- Had five rushing attempts for 27 yards and a touchdown as well as four catches for 38 yards in the Independence Bowl vs. Tulsa. (12/26/15).
- Set **career-highs** with **101 yards** receiving and **three touchdown catches** vs. Duke (10/24/15)..



DIVINE DEABLO
WR | FR
88 | 6'3 | 208
WINSTON-SALEM, NC

RECEIVING							
SEASON	GP	GS	NO	YDS	AVG	LONG	TD
2016	5	0	1	8	8.0	8	0

- Registered his first career reception for eight yards vs. East Carolina (9/24).
- Made his collegiate debut vs. Liberty (9/3).
- Rated as a 4-star recruit by ESPN and the 172nd player in the 2016 ESPN Top 300.
- Ranked the No. 9 player in the state of North Carolina and the No. 22 wide receiver in the country by ESPN.
- Rivals listed him No. 70 by position and No. 20 overall in the state.



CHRIS CUNNINGHAM
TE | R-FR
85 | 6'2 | 236
JACKSONVILLE, FL

RECEIVING							
SEASON	GP	GS	NO	YDS	AVG	LONG	TD
2016	5	0	3	21	7.0	13	2

- Had a one-yard TD catch at North Carolina (10/8).
- Had one reception for 13 yards vs. East Carolina (9/24).
- Caught his first career pass, a seven-yard TD reception, vs. Boston College (9/17).
- Saw duty at TE in his first career game vs. Liberty (9/3).
- Redshirted as a true freshman.
- Ranked as the No. 11 tight end in the country and the No. 104 player in his state by ESPN Recruiting Nation.
- Ranked as the No. 53 tight end in the country by 247Sports.
- Listed as the No. 45 tight end in the country by Scout.
- Majoring in property management.



XAVIER BURKE
TE | R-FR
82 | 6'3 | 255
LAWRENCEVILLE, VA

RECEIVING							
SEASON	GP	GS	NO	YDS	AVG	LONG	TD
2015	1	0	0	0	0	0	0
2016	4	0	0	0	0	0	0
Career	5	0	0	0	0	0	0

- Saw the field in Tech's victory vs. Liberty (9/3).
- Appeared in one game at East Carolina (9/26/15) and later redshirted.
- Signed with Virginia Tech in 2014, but spent a semester at Fork Union.
- Enrolled at Tech in January 2015.
- Rated the No. 7 Prep School Recruit in the country by the 247Sports Composite Rankings.
- Listed as the No. 1 prep tight end and the No. 3 prep player in Virginia by 247Sports.



JOEY SLYE
K | JR
46 | 5'11 | 210
STAFFORD, VA

FIELD GOALS											X-PTS	POINTS
SEASON	GAMES	MDE-ATT	PCT	1-19	20-29	30-39	40-49	50+	LNG	BLKD	MDE-ATT	
2014	13	20-28	71.4	0-0	10-10	6-8	4-6	0-4	49	2	33-34	93
2015	13	23-30	76.7	0-0	2-2	8-9	13-16	0-3	48	0	41-42	110
2016	5	6-8	75.0	0-0	3-3	3-3	0-1	0-1	35	0	25-25	43
Career	31	49-66	74.2	0-0	15-15	17-20	17-23	0-8	49	2	99-101	246

- Lou Groza Award Preseason Watch List**
- 2015 Lou Groza Award Semifinalist**
- Was 2 for 2 on FGs and 4 for 4 on extra points at North Carolina (10/8).
- Ranks sixth all-time at Tech with 246 career points
- Kicked a 20-field field goal and converted seven extra points, **matching his career-high** for the third time, vs. East Carolina (9/24).
- Went seven for seven on extra points vs. Boston College (9/17).
- Hit a 26-yard field goal and three PATs vs. Tennessee (9/10)
- Went two for three on field goals and four for four on extra points in the season-opening win vs. Liberty (9/3).
- Went two of two on field goals and a **career-best seven-of-seven on extra points** in the Independence Bowl vs. Tulsa (12/16/15).
- Matched his **career-high** with **four made field goals** on four attempts at Boston College (10/31/15).



MARSHAWN WILLIAMS
RB | R-SO
42 | 6'0 | 227
HAMPTON, VA

RUSHING								RECEIVING				
SEASON	GP	GS	ATT	YDS	AVG	LONG	TD	NO	YDS	AVG	LONG	TD
2014	9	8	124	475	3.8	42	4	4	18	4.5	14	0
2016	3	0	28	119	4.3	19	1	0	0	0.0	0	0
CAREER	12	8	152	594	3.9	42	5	4	18	4.5	14	0

- Had 10 carries for 30 yards at North Carolina (10/8).
- Registered a six-yard TD run, his first since 2014, vs. East Carolina (9/24).
- Had 15 carries for 81 yards in his first appearance of the season vs. Boston College (9/17).
- Sat out 2015 as a redshirt.
- Rushed for a **career-best 119 yards** on 14 carries vs. Western Michigan (9/27/14).



MITCHELL LUDWIG
P | R-JR
90 | 5'11 | 198
ABINGDON, VA

PUNTING										
SEASON	GAMES	NO.	YDS	AVG	LONG	TB	FC	I-20	50+	
2016	5	25	967	38.7	58	1	10	9	3	

- Had a career-long 58-yard punt with one touchback at North Carolina (10/8).
- Placed three punts inside the 20 vs. East Carolina (9/24).
- Punted four balls inside the 20-yard line vs. Boston College (9/17).
- Booted a 43-yard punt with two fair catches vs. No. 17 Tennessee (9/10).
- Averaged 39 yards per punt including a 52-yarder in his first game as a punter vs. Liberty (9/3).
- Did not see playing time last season.
- Joined the program as an invited walk-on.



YOSUAH NIJMAN
T | SOPH
69 | 6'7 | 300
MAPLEWOOD, NJ

SEASON	GP	GS
2015	12	0
2016	5	5
Career	17	5

- Made his fifth straight start at left tackle at North Carolina (10/8).
- Started at left tackle came vs. Tennessee (9/10).
- Registered his first-career start at left tackle vs. Liberty (9/3).
- Appeared in 12 games as a freshman.
- His parents are originally from Suriname, a country in South America.
- Was a top-flight shot put competitor at Columbia High School.



TYRELL SMITH
T | R-FR
79 | 6'3 | 295
NORTH BRUNSWICK, NJ

SEASON	GP	GS
2016	5	0

- Spent last season redshirting.
- A 2013 All-New Jersey second-team selection.
- A first-team all-state selection by the Star-Ledger following his senior season.
- A second-team all-state choice by MSG Varsity as a senior.
- Listed as the No. 27 prospect in New Jersey by Rivals coming out of high school.



COLT PETTIT
G | R-SO
58 | 6'3 | 298
DESHLER, OH

SEASON	GP	GS
2015	1	0
2016	5	2
Career	6	2

- Started at left guard vs. Tennessee (9/10).
- Registered his first career start at left guard vs. Liberty (9/3).
- Redshirted as a true freshman.
- Dressed for several games early on but sustained an injury in practice the week of the Georgia Tech game.
- Later underwent season-ending surgery on his left shoulder.
- Majoring in consumer studies.



WYATT TELLER
G | R-JR
57 | 6'5 | 308
BEALETON, VA

SEASON	GP	GS
2014	13	6
2015	13	12
2016	5	3
Career	31	21

- *Outland Trophy Preseason Watch List*
- *Athlon Sports ACC Preseason Third Team Offense*
- Started at left guard vs. Boston College (9/17).
- Played in all 13 games with 12 starts at left guard as a sophomore.



ERIC GALLO
C | JR
64 | 6'2 | 295
RICHBORO, PA

SEASON	GP	GS
2014	3	0
2015	13	13
2016	4	3
Career	20	16

- *Rimington Trophy Preseason Watch List*
- Started and played 13 games at center.
- Majoring in finance.



KYLE CHUNG
C | R-JR
61 | 6'3 | 290
PONTE VEDRA BEACH, FL

SEASON	GP	GS
2014	1	0
2015	4	1
2016	3	2
Career	8	3

- Made his second consecutive start at center vs. Boston College (9/17).
- Started at center vs. Tennessee (9/10).
- Made first career start vs. NC State (10/9/15).
- Father, Eugene, was an All-American offensive lineman at Virginia Tech and an NFL player who now coaches in the NFL with the Philadelphia Eagles



SEASON	GP	GS
2013	5	0
2014	13	10
2015	13	13
2016	5	5
Career	36	28

- Has started in 18 consecutive games, tied for the second-longest streak on the offense.
- Started and played in all 13 games at right guard in 2015.



SEASON	GP	GS
2014	1	0
2015	2	0
2016	5	0
Career	8	0

- Saw the field in the win vs. Liberty (9/3)
- Played in two games in 2015.



SEASON	GP	GS
2013	13	13
2014	9	9
2015	13	13
2016	5	5
Career	40	40

- Athlon Sports ACC Preseason Fourth Team Offense**
- Has started all five games at right tackle this season.
- His 40 career starts are the most on the team.
- Has started in 18 consecutive games on the offensive line dating back to last season, tied for the second-longest streak on the offense.
- Started and played all 13 games at left tackle in 2015.



SEASON	GP	GS
2014	5	0
2015	12	0
2016	1	0
Career	18	0

- Played in 12 games last season.
- Appeared on special teams in six games.



GREG STROMAN

DB | JR
3 | 6'0 | 180
BRISTOW, VA

SEASON	TACKLES						SACKS		PASS DEFENSE				PUNT RETURNS				
	GP	GS	UA	A	TTL	TFL-YDS	NO-YDS	INT	BU	PD			NO.	YDS	AVG	TD	LONG
2014	13	1	2	1	3	0.0-0	0.0-0	0	1	1			36	249	6.9	0	38
2015	13	6	16	8	24	0.5-1	0.0-0	2	5	7			31	241	7.8	1	67
2016	5	5	2	4	6	0.0-0	0.0-0	3	5	8			13	165	12.7	1	87
Career	31	12	20	13	33	0.5-1	0.0-0	5	11	16			80	655	8.2	2	87

- Tied for first in the ACC with 165 punt return yards and three interceptions.
- Tied for third in the ACC in punt returns (13) and ranks fifth in kick-off return average (22.9).
- Attempted the first two punts of his career to go along with an INT a *career-best three pass breakups* at North Carolina (10/8).
- Returned a punt 87 yards for a TD, the third-longest in program history, and had a pass breakup vs. East Carolina (9/24).
- Had two tackles vs. Boston College (9/17).
- Averaged 21.2 yards per kick on returns vs. Tennessee (9/10).
- Set a *career-high* with *two interceptions* and had three passes defended vs. Liberty (9/3).
- Set career-highs with *132 punt return yards* and a *career-long return of 67 yards* in the Independence Bowl vs. Tulsa (12/21/15).
- Started, recorded two tackles and one punt return vs. Ohio State (9/7/15).
- Returned a *career-high of five punt returns* with four tackles in his start at Purdue (9/19/15).
- Set a *season-high of five tackles* and picked off his first pass at East Carolina (9/26/15).
- Second career interception came at Boston College (10/31/15).



CURTIS WILLIAMS

CB | R-JR
28 | 5'9 | 176
AMELIA, VA

SEASON	TACKLES						SACKS		PASS DEFENSE			
	GP	GS	UA	A	TTL	TFL-YDS	NO-YDS	INT	BU	PD		
2014	0	0	0	0	0	0	0	0	0	0		
2015	1	0	0	0	0	0	0	0	0	0		
2016	5	0	1	1	2	0.0-0	0.0-0	0	0	0		
Career	6	0	1	1	2	0.0-0	0.0-0	0	0	0		

- Recorded two tackles, the first of his career, vs. Boston College (9/17).
- Saw first action of the season and a fielded a punt vs. Liberty (9/3)
- Appeared in one game last season, his collegiate debut, against Furman (9/12/15).
- Majoring in building construction and real estate.



BRANDON FACYSON

CB | R-JR
31 | 6'2 | 197
NEWMAN, GA

SEASON	TACKLES						SACKS		PASS DEFENSE			
	GP	GS	UA	A	TTL	TFL-YDS	NO-YDS	INT	BU	PD		
2013	12	9	20	7	27	2.0-8	0.0-0	5	8	13		
2014	3	3	5	1	6	0.0-0	0.0-0	0	5	5		
2015	13	10	20	11	31	1.0-1	0.0-0	0	10	10		
2016	5	5	12	4	16	1.5-11	0.0-0	0	5	5		
Career	33	27	57	23	80	4.5-20	0.0-0	5	28	33		

- *Athlon Sports ACC Preseason Fourth Team Defense*
- *2013 Third Team All-ACC*
- Had 0.5 TFL and forced a fumble at North Carolina (10/8).
- Tallied four tackles, a TFL and three pass breakups vs. Boston College (9/17).
- Had two tackles vs. Tennessee (9/10).
- Broke up two passes and had three tackles vs. Liberty (9/3).
- Collected two tackles, a pass breakup and pass defended vs. Ohio State (9/7/15).
- Made three tackles with a breakup and pass defended vs. Pittsburgh (10/3/15).
- Set *career-highs* with *four pass breakups* and *four passes defended* vs. NC State (10/9/15).
- Set a career-high with five tackles vs. Duke (10/24/15).
- Tied his *career-high of five tackles* with a pass breakup and a pass defended vs. North Carolina (11/21/15).



TYREE RODGERS

DB | FR
2 | 6'1 | 173
CAMDEN, NJ

SEASON	TACKLES						SACKS		PASS DEFENSE			
	GP	GS	UA	A	TTL	TFL-YDS	NO-YDS	INT	BU	PD		
2016	0	0	0	0	0	0	0	0	0	0		

- Rated a three-star recruit by 247Sports, Scout and Rivals.
- Scout ranked him No. 2 by position in the state of New Jersey, while Rivals had him ranked the No. 21 overall athlete in the state and 247Sports has him No. 28.
- As a quarterback, threw for 1,569 yards and 13 touchdowns his senior season (to only six interceptions) and ran for 262 yards and four scores.
- On defense, had 16 tackles, five interceptions and four pass break-ups.



CHUCK CLARK
DB | SR
19 | 6'0 | 205
SUFFOLK, VA

SEASON	TACKLES						SACKS		PASS DEFENSE		
	GP	GS	UA	A	TTL	TFL-YDS	NO-YDS	INT	BU	PD	
2013	12	2	8	14	22	0.0-0	0.0-0	0	0	0	
2014	13	11	50	23	73	8.5-21	1.5-9	1	11	12	
2015	13	13	65	42	107	3.0-10	1.0-8	1	8	9	
2016	5	5	17	17	34	1.0-1	0.0-0	0	2	2	
Career	43	31	140	96	236	12.5-32	2.5-17	2	21	23	

- **Bednarik Award Preseason Watch List**
- **Athlon Sports ACC Preseason Third Team Defense**
- **Reese's Senior Bowl Watch List**
- Ranks second on the squad with 34 tackles (17 solo).
- Had three total tackles and a TFL at North Carolina (10/8).
- Had a team-best 11 tackles and a pass defended vs. East Carolina (9/24).
- Forced the first fumble of his career vs. Boston College (9/17).
- Registered his eighth straight game of five tackles or more after tallying eight vs. Tennessee (9/10).
- Tied for the team-high with seven total tackles vs. Liberty (9/3).
- Made seven tackles with two pass breakups and two passes defended in the Independence Bowl vs. Tulsa (12/26/15).
- Had nine tackles with a half tackle for loss vs. Ohio State (9/7/15).
- Registered a **career-high** of **13 tackles** vs. Furman (9/12/15).
- Returned a fumble 20 yards for a touchdown at Purdue (9/19/15).
- Made six tackles with a **career-high three passes defended** at Boston College (10/31/15).
- Talled 10 tackles with 0.5 tackles for loss and one pass breakup vs. North Carolina (11/21/15).



DER'WOUN GREENE
FS | R-SR
23 | 5'10 | 196
PORTSMOUTH, VA

SEASON	TACKLES						SACKS		PASS DEFENSE		
	GP	GS	UA	A	TTL	TFL-YDS	NO-YDS	INT	BU	PD	
2013	13	0	5	3	8	0.0-0	0.0-0	0	1	1	
2014	9	1	1	3	4	0.0-0	0.0-0	0	0	0	
2015	11	0	5	3	8	0.0-0	0.0-0	0	0	0	
2016	5	0	2	1	3	0.0-0	0.0-0	0	0	0	
Career	38	1	13	10	23	0.0-0	0.0-0	0	1	1	

- Recovered a fumble on special teams vs. East Carolina (9/24).
- Had two tackles vs. Tennessee (9/10).
- Had two kickoff returns for 75 total yards including a 39-yard return in the Independence Bowl vs. Tulsa (12/26/15).
- Recorded a **career-high five tackles** vs. Furman (9/12/15).
- Returned a kickoff for a **career-long 82 yards** with two additional returns at Purdue (9/19/15).
- Had three kickoff returns for 58 yards with a long of 24 at Miami (10/17/15).
- Had a 41-yard kickoff return at Virginia (11/28/15).



TERRELL EDMUNDS
ROV | R-SO
22 | 6'2 | 210
DANVILLE, VA

SEASON	TACKLES						SACKS		PASS DEFENSE		
	GP	GS	UA	A	TTL	TFL-YDS	NO-YDS	INT	BU	PD	
2015	13	8	16	18	34	1.5-2	0.0-0	0	7	7	
2016	5	5	13	15	28	0.5-1	0.0-0	1	2	3	
Career	18	13	29	33	62	2.0-3	0.0-0	1	9	10	

- Talled four tackles, a pass breakup and recovered a fumble at East Carolina (10/8).
- Ranks third on the team with 24 tackles (11 solo).
- Posted eight tackles and 0.5 TFL vs. East Carolina (9/24).
- Had four tackles vs. Boston College (9/17).
- Matched his **career-high** with **seven tackles** and had a pass breakup vs. Tennessee (9/10).
- Talled his first career interception and had five tackles vs. Liberty (9/3).
- Made collegiate debut vs. Ohio State (9/7/15).
- Recorded first blocked kick and solo tackle at Purdue (9/19/15).
- Recovered a fumble and posted five tackles in his first collegiate start vs. Pittsburgh (10/3/15).
- Had a **career-high seven tackles** with 1.0 tackle for loss vs. NC State (10/9/15).
- Notched one tackle with three passes defended at Boston College (10/31/15).
- Posted six tackles, a half tackle for loss and two passes defended vs. North Carolina (11/21/15).
- Had one tackle and two passes defended in the Independence Bowl vs. Tulsa (12/26/15).



DEON NEWSOME
S | R-JR
20 | 5'11 | 193
HAMPTON, VA

SEASON	TACKLES						SACKS		PASS DEFENSE		
	GP	GS	UA	A	TTL	TFL-YDS	NO-YDS	INT	BU	PD	
2014	12	0	2	2	4	0.0-0	0.0-0	0	0	0	
2015	6	0	1	0	1	0.0-0	0.0-0	0	0	0	
2016	4	0	0	2	2	0.0-0	0.0-0	0	0	0	
Career	22	0	3	4	7	0.0-0	0.0-0	0	0	0	

- Assisted on a tackle vs. Tennessee (9/10).
- Recorded a tackle vs. NC State (10/9/15).
- Father, Myron, played football at Virginia Tech.
- Cousin of former Hokie player Tyrel Wilson.
- Majoring in residential environments and design.



KEN EKANEM
DE | R-SR
4 | 6'3 | 260
CENTREVILLE, VA

SEASON	TACKLES						SACKS		PASS DEFENSE			
	GP	GS	UA	A	TTL	TFL-YDS	NO-YDS	INT	BU	PD	QBH	
2013	11	0	1	2	3	0.0-0	0.0-0	0	0	0	0	
2014	13	13	26	27	53	14.5-83	9.5-72	0	1	1	19	
2015	13	13	18	21	39	9.5-38	4.5-18	0	3	3	6	
2016	5	5	8	9	17	5.5-29	4.5-28	0	2	2	5	
Career	42	31	53	59	112	29.5-150	18.5-118	0	6	6	30	

- **Nagurski Trophy Preseason Watch List**
- **Athlon Sports Preseason Second Team Defense**
- **Reese's Senior Bowl Watch List**
- **ACC Defensive Player of the Week (9/26)**
- Tallied a pass breakup at North Carolina (10/8).
- Leads the team and is tied for seventh in the ACC in sacks (4.5).
- Had 2.0 sacks, five total tackles and two QB hurries vs. East Carolina (9/24).
- Posted three tackles, a TFL and two QB hurries vs. Boston College (9/17).
- Had 1.5 sacks and a broke up a pass vs. Tennessee (9/10).
- Has made 28 straight starts, the longest streak on the team.
- Turned in four tackles, a QB hurry and a sack vs. Liberty (9/3).
- Had two tackles and a sack in the Independence Bowl vs. Tulsa (12/26/15).
- Posted a **career-high nine tackles** with 2.5 tackles for loss, 1.5 sacks and one pass defended vs. NC State (10/9/15).
- Tallied a **career-high three sacks** vs. North Carolina (10/4/14).
- **Career-high 3.5 tackles for loss** came vs. East Carolina (9/13/14)



TREVON HILL
DE | R-FR
94 | 6'3 | 240
VIRGINIA BEACH, VA

SEASON	TACKLES						SACKS		PASS DEFENSE			
	GP	GS	UA	A	TTL	TFL-YDS	NO-YDS	INT	BU	PD	QBH	
2016	5	0	4	6	10	2.5-6	0.0-0	0	0	0	3	

- Set a **career-high** with 2.0 TFL vs. East Carolina (9/24).
- Had two tackles and 0.5 TFL, the first of his career, vs. Boston College (9/17).
- Posted two tackles and a QB hurry in his Tech debut vs. Liberty (9/3).
- Spent last season redshirting.
- Listed as the No. 21 weakside defensive end in the nation and the No. 17 prospect in the state by Rivals.
- Ranked as the No. 231 prospect in the country, the No. 4 weakside defensive end in the country and the No. 12 player in his state by 247Sports.
- Was listed as the No. 46 defensive end in the country and the No. 8 defensive end in the East by Scout.
- Ranked as the No. 30 defensive end in the country, the No. 39 player in his region and the No. 13 player in the state by ESPN Recruiting Nation.



VINNY MIHOTA
DL | R-SO
99 | 6'5 | 264
FREDERICKSBURG, VA

SEASON	TACKLES						SACKS		PASS DEFENSE			
	GP	GS	UA	A	TTL	TFL-YDS	NO-YDS	INT	BU	PD	QBH	
2014	0	0	0	0	0	0	0	0	0	0	0	
2015	12	1	4	8	12	2.5-9	1.0-5	0	0	0	0	
2016	5	5	5	8	13	2.5-4	0.0-0	0	0	0	2	
Career	17	6	9	16	25	5.0-13	1.0-5	0	0	0	2	

- Posted a **career-high 2.0 TFL** at North Carolina (10/8).
- Had two tackles and 0.5 TFL vs. Boston College (9/17).
- Recorded four tackles and two QB hurries vs. Liberty (9/3).
- **Career-high three tackles** and first career sack came in the Independence Bowl vs. Tulsa (12/26/15).
- Made two tackles vs. Ohio State (9/7/15) and Furman (9/12/15).
- Blocked a kick versus Pittsburgh (10/3/15).
- Had two tackles with 0.5 tackles for loss at Miami (10/17/15).
- Collected two tackles with 1.0 tackles for loss and a forced fumble vs. North Carolina (11/21/15).
- Made first collegiate start at Virginia (11/28/15).
- His older brother, Anthony, was a starting center for Virginia's football team



SETH DOOLEY
DE | R-JR
43 | 6'5 | 252
SALEM, VA

SEASON	TACKLES						SACKS		PASS DEFENSE			
	GP	GS	UA	A	TTL	TFL-YDS	NO-YDS	INT	BU	PD	QBH	
2014	13	0	3	2	5	0.0-0	0.0-0	0	0	0	0	
2015	11	0	0	4	4	0.0-0	0.0-0	0	0	0	0	
2016	4	0	1	0	1	1.0-3	0.0-0	0	0	0	0	
Career	28	0	4	6	10	1.0-3	0.0-0	0	0	0	0	

- Recorded his first career TFL vs. East Carolina (9/24).
- Appeared in 11 games as a redshirt sophomore.
- Recorded first tackle of the season vs. Furman (9/12/15).
- Tied a career high two tackles vs. NC State (10/9/15).
- Made one tackle vs. Duke (10/24/15).



TACKLES							SACKS	PASS DEFENSE		
SEASON	GP	GS	UA	A	TTL	TFL-YDS	NO-YDS	INT	BU	PD
2015	13	2	20	10	30	4.0-17	0.0-0	0	1	1
2016	5	5	6	9	15	2.5-7	0.0-0	1	2	3
Career	18	7	26	19	45	6.5-24	0.0-0	1	3	4

- Tallied two tackles and a TFL at North Carolina (10/8).
- Had three total tackles and a QB hurry vs. East Carolina (9/24).
- Turned in four tackles and 0.5 TFL vs. Boston College (9/17).
- Had a TFL and his first career interception vs. Tennessee (9/10).
- Matched the team-lead with two pass breakups vs. Liberty (9/3).
- Had two tackles and recovered a fumble in his collegiate debut vs. Ohio State (9/7/15).
- Collected four tackles with 1.0 tackle for loss and one fumble recovery at East Carolina (9/26/15).
- Had a **career-best 2.0 tackles for loss** vs. NC State (10/9/15).
- Broke up and defended one pass each with two tackles at Miami (10/17/15).
- Had eight tackles and a TFL vs. Duke (10/24/15).
- Made a **career-high nine tackles** in the Independence Bowl vs. Tulsa (12/26/15).



TACKLES							SACKS	PASS DEFENSE		
SEASON	GP	GS	UA	A	TTL	TFL-YDS	NO-YDS	INT	BU	PD
2014	6	0	1	2	3	0.0-0	0.0-0	0	0	0
2015	13	5	16	13	29	0.5-1	0.0-0	0	2	2
2016	4	0	2	5	7	1.5-4	0.5-1	0	0	0
Career	23	5	19	20	39	2.0-5	0.5-1	0	2	2

- Posted 0.5 sacks, 1.5 TFL and four total tackles vs. East Carolina (9/24).
- Had two tackles vs. Tennessee (9/10).
- Credited with an assisted tackle vs. Liberty (9/3).
- Started and had seven tackles in the Independence Bowl vs. Tulsa (12/26/15).
- Recovered a fumble against Ohio State (9/7/15).
- Tallied three tackles in his first collegiate start at Boston College (10/31/15).
- Collected four tackles and a pass defended after starting at Georgia Tech (11/12/15).
- Recorded a **career-high eight tackles** and one fumble recovery vs. North Carolina (11/21/15).
- Was in on his first-career tackle for loss at Virginia (11/28/15).



TACKLES							SACKS	PASS DEFENSE		
SEASON	GP	GS	UA	A	TTL	TFL-YDS	NO-YDS	INT	BU	PD
2014	12	4	27	27	54	4.0-11	2.0-8	0	0	0
2015	11	11	41	32	73	11.5-49	4.0-39	1	3	4
2016	5	5	22	27	49	3.0-11	1.0-5	1	1	2
Career	28	20	90	86	176	18.5-71	7.0-52	2	4	6

- Leads the team and ranks fourth in the ACC with 37 total tackles.
- His 9.8 tackles per game ranks second in the ACC.
- Had a team-high 12 tackles, 1.5 TFL, 0.5 sacks and an INT at North Carolina (10/8).
- Racked up eight tackles and a half sack vs. East Carolina (9/24).
- Posted seven tackles and his fourth-career fumble recovery vs. Boston College (9/17).
- Had a **career-high 15 tackles** with a TFL vs. Tennessee (9/10).
- Has posted seven or more tackles in eight-consecutive games.
- Shared the team-high with seven tackles vs. Liberty (9/3).
- Had seven tackles, 1.5 tackles for loss, a sack and a pass defended in the Independence Bowl vs. Tulsa (12/26/15).
- Had a season-high of 12 tackles, **tying a career-high 2.5 tackles for loss** at Georgia Tech (11/12/15).
- Had four tackles and an 18-yard interception returned for a touchdown vs. Furman (9/12/15).
- Tallied seven tackles with 1.0 sack, forcing two fumbles vs. Pittsburgh (10/3/15).
- Posted seven tackles, including 2.0 tackles for loss and 1.0 sack, and recovered a fumble for 34



TACKLES							SACKS	PASS DEFENSE		
SEASON	GP	GS	UA	A	TTL	TFL-YDS	NO-YDS	INT	BU	PD
2014	2	0	1	1	2	0.0-0	0.0-0	0	0	0
2015	4	2	7	6	13	3.5-11	1.0-8	1	0	1
2016	5	0	1	3	4	0.0-0	0.0-0	0	0	0
Career	11	2	9	10	19	3.5-11	1.0-8	1	0	1

- Was in on two tackles vs. Tennessee (9/10).
- Posted two tackles vs. Liberty (9/3).
- Collected two tackles vs. Furman (9/12/15).
- Made one tackle, defended one pass and recorded his first-career interception at Purdue (9/19/15).
- Set **career-highs** with **10 tackles** and **3.5 tackles for loss** at East Carolina (9/26/15).



TREMAINE EDMUNDS
LB | SOPH
49 | 6'5 | 236
DANVILLE, VA

SEASON	TACKLES						SACKS		PASS DEFENSE		
	GP	GS	UA	A	TTL	TFL-YDS	NO-YDS	INT	BU	PD	
2015	13	2	6	5	11	2.5-7	0.0-0	0	0	0	
2016	5	5	11	17	28	7.5-23	2.5-14	0	1	1	
Career	18	7	17	22	39	10.0-30	2.5-14	0	1	1	

- Posted seven tackles, 1.5 TFL, a sack and a pass breakup at North Carolina (10/8).
- Leads the team and ranks 10th in the ACC with 6.0 TFLs.
- Set **career-highs** with **nine tackles** and **1.5 sacks** vs. East Carolina (9/24).
- Had seven tackles and **matched his career-high** with **2.5 TFL** vs. Boston College (9/17).
- Recorded two tackles and 0.5 tackles for loss vs. Tennessee (9/10).
- Recovered a fumble, had three tackles and a TFL vs. Liberty (9/3).
- Collegiate debut came vs. Ohio State (9/7/15).
- Had five tackles and 2.5 tackles for loss in the Independence Bowl vs. Tulsa (12/26/15).
- Recorded first collegiate tackle at Purdue (9/19/15).
- Made first collegiate start at Georgia Tech (11/12/15).



ADONIS ALEXANDER
CB | SOPH
36 | 6'3 | 193
CHARLOTTE, NC

SEASON	TACKLES						SACKS		PASS DEFENSE		
	GP	GS	UA	A	TTL	TFL-YDS	NO-YDS	INT	BU	PD	
2015	12	8	37	18	55	0.5-1	0.0-0	4	6	10	
2016	4	0	5	5	10	1.0-1	0.0-0	1	2	3	
Career	16	8	42	23	65	1.5-2	0.0-0	5	8	13	

- Tallied three total tackles, a pass defended and recovered a blocked FG vs. East Carolina (9/24).
- Had four tackles, two passes defended and his first interception of the season vs. Boston College (9/17).
- Posted two tackles in his first appearance of the season vs. Tennessee (9/10).
- Had a **career-high nine tackles** including 0.5 TFL vs. Duke (10/24/15).
- Picked off a pass and tallied a **career-high three passes defended** vs. Virginia (11/28/15).



WOODY BARON
DT | SR
60 | 6'2 | 280
NASHVILLE, TENN

SEASON	TACKLES						SACKS		PASS DEFENSE			
	GP	GS	UA	A	TTL	TFL-YDS	NO-YDS	INT	BU	PD	QBH	
2013	13	0	4	4	8	0.0-0	0.0-0	0	0	0	4	
2014	12	2	1	6	7	1.0-1	0.5-1	0	0	0	2	
2015	13	5	16	12	28	8.0-31	3.0-22	0	0	0	1	
2016	5	5	7	7	17	3.0-11	0.5-3	0	0	0	0	
Career	43	12	28	29	57	12.0-43	4.0-26	0	0	0	7	

- Racked up three tackles, a half sack and a nine-yard fumble recovery at North Carolina (10/8).
- Posted a TFL vs. East Carolina (9/24).
- Had two tackles, including a TFL, vs. Boston College (9/17).
- Had three total tackles and 0.5 TFL vs. Tennessee (9/10).
- Matched his **career-high** with **five total tackles** vs. Liberty (9/3).
- Made three tackles with his first career sack at Purdue (9/19/15).
- Set a **career-high** with **2.5 tackles for loss** vs. Furman (9/12/15).
- Recorded five tackles with 1.0 tackle for loss at Georgia Tech (11/12/15).
- Made four tackles with 1.5 tackles for loss and his third sack of the season vs. NC State (10/9/15).
- Forced a fumble with four tackles at Miami (10/17/15).
- Recovered a fumble vs. North Carolina (11/21/15).



RICKY WALKER
DT | R-SO
98 | 6'2 | 282
HAMPTON, VA

SEASON	TACKLES						SACKS		PASS DEFENSE			
	GP	GS	UA	A	TTL	TFL-YDS	NO-YDS	INT	BU	PD	QBH	
2014	11	0	1	8	9	1.0-5	0.0-0	0	0	0	0	
2015	0	0	0	0	0	0	0	0	0	0	0	
2016	5	0	3	5	8	3.0-7	0.0-0	0	2	2	1	
Career	16	0	4	13	17	4.0-12	0.0-0	0	2	2	1	

- Matched his career-high with three tackles and had a personal-best 2.5 TFL vs. East Carolina (9/24).
- Had three tackles, 0.5 TFL and his first-career pass breakup vs. Boston College (9/17).
- Tallied his first tackle of the season vs. Tennessee (9/10).
- Appeared in the season-opener vs. Liberty (9/3) and registered a QB hurry.
- Redshirted last season
- Played in 11 games as a true freshman.



TACKLES							SACKS		PASS DEFENSE			
SEASON	GP	GS	UA	A	TTL	TFL-YDS	NO-YDS	INT	BU	PD	QBH	
2013	13	0	7	7	14	7.0-23	2.0-9	0	0	0	4	
2014	13	10	15	19	34	9.5-46	4.5-31	0	0	0	10	
2015	13	0	5	3	8	1.5-2	0.0-0	0	1	1	0	
2016	5	5	6	4	10	2.0-4	0.5-1	0	1	1	1	
Career	44	15	33	33	66	20.0-75	7.0-41	0	2	2	15	

TACKLES							SACKS		PASS DEFENSE			
SEASON	GP	GS	UA	A	TTL	TFL-YDS	NO-YDS	INT	BU	PD	QBH	
2016	5	0	3	5	8	2.5-6	0.0-0	0	0	0	1	

- Tallied two tackles, 0.5 TFL and a QB hurry at North Carolina (10/8).
- Had two tackles, 0.5 TFL and blocked a 26-yard FG attempt vs. East Carolina (9/24).
- Registered his first-career TFL and finished with 1.5 vs. Tennessee (9/10).
- Made his Tech debut vs. Liberty (9/3).
- Spent last season redshirting.
- Now weighs 328 pounds after dropping a significant amount of weight in the offseason.
- Ranked as the No. 19 overall player in the country, the No. 4 defensive tackle in the country, the No. 2 player in his region and the No. 2 player in the state by ESPN Recruiting Nation.
- Rated as the No. 39 overall player in the country by PrepStar.
- Listed as the No. 174 player nationally, the No. 17 defensive tackle in the country and the No. 10 prospect in Virginia by Rivals.

- Had 0.5 TFL and a pass breakup at North Carolina (10/8).
- Had two tackles, including a TFL, vs. East Carolina (9/24).
- Tallied two tackles, vs. Boston College (9/17).
- Had a half sack and four total tackles vs. Tennessee (9/10).
- Collected three total tackles, including two solo stops, vs. Liberty (9/3).
- Logged one pass breakup and defended a pass vs. Furman (9/12/15).
- Recorded a **season-high three tackles** with 1.0 tackle for loss at Georgia Tech (11/12/15).
- Registered a career-high two sacks at Wake Forest (11/22/14).
- Last matched his career-high of five tackles vs. Virginia (11/28/15)



LIBERTY

VIRGINIA TECH

GAME ONE

13

36

LANE STADIUM • BLACKSBURG, VA. • SEPT. 3, 2016 • ATT: 62,234

Virginia Tech quarterback Jerod Evans threw for 221 yards and four touchdowns to lead the Hokies to a 36-13 season-opening victory over Liberty on Saturday, handing head coach Justin Fuente his first victory.

Fuente, who spent the previous four seasons at Memphis, took over in January for Frank Beamer, who retired after 29 years as Tech's head coach.

Evans, a junior-college transfer from Texas who enrolled this past January, completed 20 of 32 passes. The Hokies trailed 13-10 in the second quarter before Evans threw touchdown passes to Isaiah Ford and Bucky Hodges on the Hokies' last two possessions of the first half.

Ford caught 11 passes for 117 yards and Hodges caught two touchdown passes. Joey Slye hit two field goals of 34 yards.

Liberty amassed just 160 yards of offense, scoring all of its points off of Tech turnovers. The Hokies lost four fumbles – their only blemishes on the day.

BIGGEST PLAYS

- Tech trailed 13-10 in the second quarter and faced a fourth-and-1 from the Liberty 43. Fuente elected to go for it and Evans went 37 yards on a keeper to the Liberty 6. Two plays later, Evans hit Ford for the go-ahead 5-yard touchdown pass.
- Evans and Hodges connected on a third-down conversion toward the end of the first half. Tech faced third-and-10 from the Liberty 41 and Evans hit Hodges for a 20-yard gain to the Liberty 21. Four plays later, Evans found Hodges for an 18-yard TD that gave the Hokies a 24-13 lead with 24 seconds left in the first half.
- Terrell Edmunds had an interception and He and Johnathan Galante tackled a Liberty punt returner in the end zone for a safety. On the ensuing possession, Evans found Hodges for a 20-yard touchdown play.

FUENTE ON HIS FIRST GAME

"The atmosphere here is fantastic. It's what college football is all about. People at Virginia Tech take a lot of pride in the game-day atmosphere, and they should. It was incredible

"My thought process coming into the game was how would our kids handle this? How do they respond when things don't go well. There were some times when things were kind of ugly looking, but I liked the way our kids dug in there and plowed away. The atmosphere was fantastic and I'm please with the way the kids responded to adversity."

IMPORTANT NOTES

- Fuente became the first Tech coach to win his debut since Jerry Claiborne opened his tenure with a victory over William & Mary in 1961.
- Ford's 117 yards receiving marked the fourth straight game in which he has recorded more than 100 yards receiving – a school record.
- Ford has caught at least two passes in 27 straight games, tying a school record for consecutive games with at least one reception (Ernest Wilford, 2002-03).
- Ford's touchdown reception marked the 18th of his career, tying him for second place on Tech's career touchdown receptions list with Jarrett Boykin (2008-11), Ricky Scales (1972-74) and André Davis (1998-2001).
- Greg Stroman's two interceptions gave him four for his career.

SCORING

	1	2	3	4	F
Liberty	6	7	0	0	- 13
Virginia Tech	7	17	9	3	- 36

VT (10:50 - 1st) - Phillips 23 pass from Evans (Slye kick)

LU (2:47 - 1st) - Macon 2 run (Robert kick failed)

VT (14:15 - 2nd) - Slye 34 FG

LU (12:40 - 2nd) - Jalloh 71 fumble return (Robert kick)

VT (3:31 - 2nd) - Ford 5 pass from Evans (Slye kick)

VT (:24 - 2nd) - Hodges 18 pass from Evans (Slye kick)

VT (12:50 - 3rd) - Team safety

VT (10:10 - 3rd) - Hodges 20 pass from Evans (Slye kick)

VT (8:46 - 4th) - Slye 34 FG

TEAM STATS

	VT	LU
First downs	24	11
Rushing yds.	48-206	35-90
Passing yds.	252	70
Return yds.	83	0
Passes	25-41-0	9-27-3
Punts-avg.	5-39.0	8-40.0
Fumbles-lost	5-4	1-1
Penalties-yds.	4-33	13-75
Time of poss.	33:42	26:18

INDIVIDUAL STATS

Rushing — VT: Evans 5-46, McMillian 13-39, McCleese 8-27, Carroll 2-24, Rogers 7-23, McKenzie 4-22, Phillips 5-14, Motley 1-5, Hodges 1-4, Murphy 1-3, Team 1 (-11); LU: Mosley 9-47, Macon 12-34, Masha 9-13, Hickson 3-9, Calvert 1-1, Team 1 (-14).

Passing — VT: Evans 20-32-0 221, Motley 5-9-0 31; LU: Masha 9-25-2 70, Calvert 0-2-1 0.

Receiving — VT: Ford 11-117, Phillips 5-53, Hodges 3-42, McKenzie 2-11, Carroll 2-9, Murphy 1-12, Wilson 1-8; LU: Farrow 2-24, Parker 2-15, King 2-7, Shells 1-15, Couamin 1-6, Smith 1-3.



VIRGINIA TECH

17 TENNESSEE

GAME TWO

24

45

BRISTOL MOTOR SPEEDWAY • BRISTOL, TENN. • SEPT. 10, 2016 • ATT: 156,990

Virginia Tech got off to a great start in its game against the No. 17 Tennessee Volunteers, but turnovers and penalties turned out to be its undoing, as the Hokies fell to the Volunteers 45-24 on Saturday night at Bristol Motor Speedway.

The long-anticipated event drew a crowd of 156,990 fans and broke college football's single-game attendance record, surpassing the 115,109 fans who witnessed Michigan and Notre Dame at Michigan Stadium in 2013.

Tennessee quarterback Josh Dobbs threw three touchdown passes and rushed for two more, as the Volunteers rallied from a 14-0 deficit to knock off the Hokies in the first regular-season meeting between the two teams since 1937.

Virginia Tech (1-1) jumped out to a 14-0 lead in the first quarter on a 7-yard touchdown pass from quarterback Jerod Evans to Sam Rogers and a 69-yard touchdown run by tailback Travon McMillian. But an Evans fumble led to a 5-yard touchdown pass from Dobbs to Jauan Jennings early in the second quarter and that started a Volunteers' string of 31 unanswered points.

Dobbs completed 10 of 19 for 91 yards, with three touchdowns and an interception. He also ran for 106 yards.

McMillian paced the Hokies with 127 yards rushing and the score. Evans completed 20 of 28 for 208 yards and a touchdown.

OF NOTE

- Virginia Tech out-gained Tennessee (400-330), ran more plays (73-65) and had the time of possession advantage (31:44-28:16).
- Tech turned the ball over five times in the game and Tennessee scored 21 points off those turnovers. All five were fumbles. The Hokies have now lost nine fumbles on the season.
- The momentum of the game changed when a poor snap from center Kyle Chung threw off the timing of a handoff between Evans and C.J. Carroll early in the second quarter. Tennessee recovered at the Tech 5 and scored on the next play.
- The Hokies cut the Tennessee lead to 31-17 on a field goal by Joey Slye late in the third quarter, but three of their next four possessions ended in fumbles.
- The Hokies were penalized eight times for 101 yards.
- McMillian's touchdown run marked the longest run of his career. His 100-yard performance marked the fourth of his career.
- Shai McKenzie's 2-yard touchdown run in the fourth quarter marked the fourth of his career and his first since Sept. 27, 2014 against Western Michigan.

FUENTE QUOTES

"Well, obviously (the turnovers) reared its head in huge ways the first two ball games.

We've got to do a better job. We've obviously got to do a better job either teaching or understanding or emphasizing ball security. We're inadequate to say the least right now. We'll look at it and come up with a plan, but what we're doing, what we've done in the past, hasn't been an issue. Obviously, we need to change or modify it in order to give ourselves a chance."

"At times, we lacked discipline out there, which is very disappointing. That falls on me."

SCORING

	1	2	3	4	F
Virginia Tech	14	0	3	7	- 24
Tennessee	0	24	7	14	- 45

VT (4:32 - 1st) - Rogers 7 pass from Evans (Slye kick)

VT (2:48 - 1st) - McMillian 69 run (Slye kick)

UT (14:43 - 2nd) - Jennings 5 pass from Dobbs (Medley kick)

UT (9:42 - 2nd) - Malone 38 pass from Dobbs (Medley kick)

UT (5:30 - 2nd) - Medley 34 FG

UT (:39 - 2nd) - Dobbs 5 run (Medley kick)

UT (7:04 - 3rd) - Kamara 23 pass from Dobbs (Medley kick)

VT (3:41 - 3rd) - Slye 34 FG

UT (6:45 - 4th) - Dobbs 27 run (Medley kick)

UT (6:32 - 4th) - Kelly 4 run (Medley kick)

VT (3:28 - 4th) - McKenzie 2 run (Slye kick)

TEAM STATS

	VT	UT
First downs	21	16
Rushing yds.	45-186	46-239
Passing yds.	208	91
Return yds.	104	16
Passes	20-28-0	10-19-1
Punts-avg.	5-34.4	6-42.5
Fumbles-lost	5-5	2-0
Penalties-yds.	8-95	6-60
Time of poss.	31:44	28:16

INDIVIDUAL STATS

Rushing — VT: McMillian 13-127, Hodges 4-22, McKenzie 5-21, Rogers 4-20, Evans 16-18, Carroll 1 (-1), Team 1 (-21); UT: Dobbs 14-106, Hurd 22-99, Fils-Aime 4-19, Kamara 3-9, Byrd 1-5, Kelly 1-4, Dowdy 1 (-3).

Passing — VT: Evans 20-28-0 208; UT: Dobbs 10-19-1 91.

Receiving — VT: Phillips 7-77, Ford 5-51, Rogers 3-47, Hodges 3-13, McKenzie 1-17, McMillian 1-3; UT: Kamara 3-25, Malone 2-46, Jennings 2-7, Croom 1-9, Smith 1-3, Hurd 1-1

2016 GAME BY GAME



GAME THREE BOSTON COLLEGE 0 VIRGINIA TECH 49

LANE STADIUM • BLACKSBURG, VA. • SEPT. 17, 2016 • ATT: 60,054

Virginia Tech quarterback Jerod Evans tied a school record with five touchdowns and the Hokies' defense recorded the team's first shutout since 2012, as the Hokies blanked Boston College 49-0 on Saturday in Tech's ACC opener.

Tech moved to 2-1 overall on the season and 1-0 in the ACC. The win marked the second consecutive for the Hokies over BC (1-2, 0-2 ACC) and the seventh in the past nine meetings. The shutout marked the first by Tech since it beat Bowling Green 37-0 in 2012. It marked the Hokies' first shutout of an ACC foe since 2011 when they won 38-0 at Virginia. The shutout marked Tech's first ACC shutout at home since it won 17-0 over UVA in 2006.

Virginia Tech's defense put forth a dominating effort, holding the Eagles to 124 yards. The Hokies forced a three-and-out on 10 BC possessions. Evans' five scoring tosses tied the mark held by former quarterback Bryan Randall, who threw five touchdown passes in Tech's 50-42 triple overtime loss at Syracuse in 2002. Offensively, the Hokies amassed 476 yards, including 223 on the ground. Marshawn Williams, playing in his first game since tearing his ACL in 2014, led the way with 81 yards.

Evans threw a 15-yard scoring pass to Travon McMillian on the Hokies' second possession to open the scoring and then added touchdown passes of 8 and 30 yards to Isaiah Ford. The latter came with 1:42 left in the first half and gave the Hokies a 21-0 lead, which they took into the locker room.

BIG PLAYS

- Greg Stroman's 29-yard punt return set up Ford's 30-yard touchdown reception. It marked Stroman's longest punt return of the season and the seventh of his career of 20 yards or more.
- Bucky Hodges hauled in two 17-yard receptions on the same possession in the second quarter and that led to the 8-yard touchdown pass to Ford.
- Evans' 36-yard pass to Cam Phillips on the Hokies' first possession of the second half led to the 7-yard touchdown pass from Evans to Cunningham.
- Leading 28-0 and facing a fourth-and-1 from the BC 20, Tech went for it and Evans gained 12 yards on a keeper leading to his TD pass to Sam Rogers for a 35-0 lead.
- Evans' 47-yard pass to Ford on Tech's final possession of the third quarter led to McMillian's 7-yard touchdown run and gave the Hokies a 42-0 lead.

FUENTE QUOTES

"I don't pay too much attention to (Evans') numbers. I pay more attention to the grade sheet in terms of our decisions on a play-by-play basis. He certainly made some good plays out there and missed a few. I will say this, the last three weeks, he has approached it with a great mindset. It is obviously important for him to play well. You can see that by his preparation. He is a good listener and tries to do what we ask him to do and sometimes he does it on a consistent basis."

"If we eliminate mistakes and stay healthy and do a great job of preparing and doing the things that good teams do, then we'll have that opportunity. My caution to our kids is that you have to do this every day. Do we have a chance to play well on Saturdays regardless of the opponent? Absolutely. That doesn't mean we'll win every game. But it's up to us to give ourselves that opportunity and we gave ourselves that opportunity this week, and in turn, we got some good results."

SCORING

	1	2	3	4	F
Boston College	0	0	0	0	0
Virginia Tech	14	7	21	7	49

- VT (9:17 - 1st) - McMillian 15 pass from Evans (Slye kick)
- VT (1:15 - 1st) - Ford 8 pass from Evans (Slye kick)
- VT (1:42 - 2nd) - Ford 30 pass from Evans (Slye kick)
- VT (11:42 - 3rd) - Cunningham 7 pass from Evans (Slye kick)
- VT (7:15 - 3rd) - Rogers 4 pass from Evans (Slye kick)
- VT (2:25 - 3rd) - McMillian 7 run (Slye kick)
- VT (10:33 - 4th) - Motley 26 run (Slye kick)

TEAM STATS

	VT	LU
First downs	25	6
Rushing yds.	50-223	28-44
Passing yds.	253	80
Return yds.	105	46
Passes	16-27-1	9-29-1
Punts-avg.	6-36.7	13-41.3
Fumbles-lost	0-0	1-1
Penalties-yds.	7-55	12-93
Time of poss.	35:15	24:45

INDIVIDUAL STATS

Rushing — VT: Williams 15-81, Evans 9-48, Motley 2-37, McMillian 12-36, Rogers 3-15, Reid 3-11, Click 2-1, Team 2 (-3), McKenzie 2 (-3); BC: Jones 5-17, Towles 5-17, Rouse 2-8, Wade 2-4, Hillman 10-2, Walker 1-0, Willis 3 (-4).

Passing — VT: Evans 16-23-1 253, Motley 0-3-0 0, Click 0-1-0 0; BC: Towles 9-28-1 80, Wade 0-1-0 0.

Receiving — VT: Ford 4-91, Hodges 4-48, Phillips 2-53, Carroll 2-39, McMillian 2-11, Cunningham 1-7, Rogers 1-4; BC: Sweeney 2-30, Garrison 2-14, Smith 2-14, Walker 1-13, Callinan 1-5, Jones 1-4.



GAME FOUR EAST CAROLINA 17 VIRGINIA TECH 54

LANE STADIUM • BLACKSBURG, VA. • SEPT. 24, 2016 • ATT: 63,712

Virginia Tech quarterback Jerod Evans threw three touchdown passes and ran for a score, and the Hokies made three big plays on special teams, as they scuttled the East Carolina Pirates 54-17 in a non-conference game Saturday afternoon.

The Hokies (3-1) scored on their final five possessions of the first half, including all four of their second-quarter possessions. They jumped out to a 38-0 halftime lead, overwhelming East Carolina (2-2) and snapping a two-game losing streak to the Pirates.

Evans completed 13 of 20 passes for a career-high 282 yards and rushed for a career-high 97 more. He entered the game having thrown an ACC-best 10 touchdown passes and has thrown just one interception on the season. He threw touchdown passes of 24 yards to Isaiah Ford, 13 yards to Travon McMillian and 45 yards to Cam Phillips.

Three of the big special teams plays came in the first half. Greg Stroman scored the Hokies' first touchdown on an 87-yard punt return in the first quarter, and a blocked field goal led to a touchdown pass from Evans to Ford. Phillips blocked a punt by East Carolina punter Worth Gregory in the second quarter, and the Hokies took advantage, scoring on a 13-yard pass from Evans to McMillian.

ECU quarterback Philip Nelson had 362 yards passing and two touchdown tosses to Jimmy Williams. The Pirates had 443 yards of offense, but committed the three special teams mistakes, fumbled once and were sacked six times.

OF NOTE

- Stroman's punt returned tied for the third-longest punt return in the modern era (post-1950) and the second career punt return for a touchdown.
- Stroman became just one of 10 Hokies since 1987 to score three or more touchdowns on defense or special teams in his career.
- Ford caught four passes for 117 yards and a TD. The touchdown reception marked the 21st of his career, leaving him one shy of Antonio Freeman's school record.
- Tech's two blocks marked the first time the Hokies had blocked two kicks in the same game since a win over Marshall on Sept. 21, 2013.
- The Hokies scored at least 49 points in back-to-back games for the first time since 1999 when they scored 58 against Rutgers and 62 against Syracuse.

FUENTE QUOTES

"I think our guys are learning how we want them to prepare. That doesn't guarantee that we'll jump out on everyone like that. I do think we have a good mindset and have a good plan. We've got intelligent players who can make adjustments when we need to. I see our team continuing to understand what we're shooting for, so to speak and how we want to play and how we want to prepare."

"I think he's pretty good. He's been judicious with the ball and he's going to the right place most of the time. He had a couple of balls that I wish he had given us a little better chance to catch today, but he made some plays. He made a big play with his feet in the second half. He's been pretty efficient."

SCORING

	1	2	3	4	F
East Carolina	0	0	14	3	17
Virginia Tech	14	24	9	7	54

- VT (10:38 - 1st) - Stroman 87 punt return (Slye kick)
- VT (1:46 - 1st) - Williams 6 run (Slye kick)
- VT (10:31 - 2nd) - Ford 24 pass from Evans (Slye kick)
- VT (9:06 - 2nd) - McMillian 13 pass from Evans (Slye kick)
- VT (4:40 - 2nd) - Slye 20 FG
- VT (1:05 - 2nd) - Phillips 13 pass from Evans (Slye kick)
- ECU (14:49 - 3rd) - Williams 75 pass from Nelson (Verity kick)
- VT (4:51 - 3rd) - Team Safety
- VT (4:27 - 3rd) - Evans 55 run (Slye kick)
- ECU (3:17 - 3rd) - Williams 70 pass from Nelson (Verity kick)
- VT (12:21 - 4th) - Motley 1 run (Slye kick)
- ECU (6:32 - 4th) - Verity 27 FG

TEAM STATS

	VT	ECU
First downs	18	16
Rushing yds.	45-167	35-81
Passing yds.	295	362
Return yds.	156	57
Passes	15-23-0	17-34-0
Punts-avg.	6-45.3	6-38.3
Fumbles-lost	0-0	1-1
Penalties-yds.	4-28	5-43
Time of poss.	30:03	29:57

INDIVIDUAL STATS

Rushing — VT: Evans 10-97, Rogers 9-29, Motley 5-26, McKenzie 4-11, McMillian 9-10, Williams 3-8, Ford 1-1, Team 4 (-15); ECU: Scott 14-69, Summers 10-34, Anderson 2-5, Team 1 (-1), Nelson 7 (-11), Gregory 1 (-15).

Passing — VT: Evans 13-20-0 282, Motley 2-2-0 13, Ford 0-1-0 0; ECU: Nelson 17-34-0 362.

Receiving — VT: Ford 4-117, Bradshaw 3-25, Hodges 2-47, Phillips 1-55, Cunningham 1-13, McMillian 1-13, Rogers 1-12, Deablo 1-8, Wilson 1-5; ECU: Jones 10-115, Williams 3-179, Johnson 2-44, Bishop 1-14, Scott 1-10.



25 VIRGINIA TECH 34

17 NORTH CAROLINA 3

KENAN MEMORIAL STADIUM • CHAPEL HILL, N.C. • OCT. 8, 2016 • ATT: 33,000

Playing in a downpour courtesy of Hurricane Matthew, Jerod Evans threw two touchdown passes and rushed for a score, and Virginia Tech's defense forced four turnovers, as the No. 25 Hokies rolled to a 34-3 victory over No. 17 North Carolina on Saturday in an ACC game played at Kenan Stadium.

The win marked Tech's first as a ranked team since 2014 when the Hokies beat Duke in Durham, North Carolina. Tech moved to 4-1 overall on the season, 2-0 in the ACC, and the Hokies also moved to 6-1 against the Tar Heels in games in Chapel Hill since they joined the ACC for the 2004-05 season.

North Carolina had its nine-game home winning streak snapped and fell to 4-2, 2-1 ACC. The Tar Heels failed to score a touchdown in a game for the first time since a 13-0 loss to NC State in Raleigh, North Carolina in 2011.

The four North Carolina turnovers led to 20 Virginia Tech points, and a dropped snap by North Carolina punter Tom Sheldon also led to a Tech touchdown.

North Carolina's first two turnovers led to field goals by Hokies' kicker Joey Slye. Arguably the biggest play in the game came on the Tar Heels' first possession of the second half when quarterback Mitch Trubisky fumbled, and Tech's Woody Baron recovered. That turnover led to a 22-yard touchdown pass from Evans to Sam Rogers that gave the Hokies a 20-3 lead.

Trubisky, who came into the game leading the nation in completion percentage (76.0) and ninth in passing yards per game (342.2), completed just 13 of 33 for 58 yards, with two interceptions.

Evans completed 7 of 17 for 75 yards. He also rushed for 49 yards on a career-high 21 carries. Tailback Travon McMillian rushed for 76 yards, as the Hokies amassed 189 of their 264 total yards on the ground.

BIG PLAYS

- Andrew Motuapuaka's second career INT led to the Hokies' final TD, which came on a 4-yard run by McMillian, his third of the season and the 10th of his career.
- Sheldon dropped a snap early in the third quarter, and Tech's Cam Phillips tackled him at the UNC 4. Tech later went for it on fourth down, and Evans scored on a 1-yard run – his second rushing touchdown of the season.
- Greg Stroman's third interception of the season came in the first quarter at the North Carolina 20 and led to a 35-yard field goal by Joey Slye for the Hokies' first score. The interception marked the fifth of Stroman's career.
- Slye's second FG also came about because of a North Carolina turnover. Tech's Brandon Facyson stripped Khristian Francis of the ball, and the Hokies' Terrell Edmunds recovered at the North Carolina 39. That turnover led to a 28-yard field goal by Slye.
- Tech led 6-3 late in the first half before Evans found Bucky Hodges for a 28-yard gain to the North Carolina 1. That marked Hodges' first – and only – reception of the game and led to Evans' touchdown pass to Cunningham.

FUENTE QUOTE

"I'm awfully proud of our guys in all phases of the game to come in here and pull off the victory. Obviously, it wasn't perfect, but it was a great team effort. We beat a very talented, very well coached, very tough North Carolina team that we have a tremendous amount of respect for. The one thing I will say about the weather is at least you knew that it was going to be something like this leading up to it. I don't know if there is anything schematically that you can do, but at least emotionally we were prepared for whatever Mother Nature threw at us."

SCORING	1	2	3	4	F
Virginia Tech	6	7	14	7	- 34
North Carolina	0	3	0	0	- 3

- VT (9:33 - 1st)** - Slye 35 FG
VT (5:23 - 1st) - Slye 28 FG
NC (10:59 - 2nd) - Weiler 28 FG
VT (1:50 - 2nd) - Cunningham 1 pass from Evans (Slye kick)
VT (12:43 - 3rd) - Rogers 22 pass from Evans (Slye kick)
VT (10:13 - 3rd) - Evans 1 run (Slye kick)
VT (6:13 - 4th) - McMillian 7 run (Slye kick)

TEAM STATS	VT	NC
First downs	18	8
Rushing yds.	66-189	29-73
Passing yds.	75	58
Return yds.	25	39
Passes	7-17-0	13-33-2
Punts-avg.	5-37.6	6-45.7
Fumbles-lost	7-2	3-2
Penalties-yds.	5-29	8-49
Time of poss.	39:59	20:01

INDIVIDUAL STATS

Rushing — VT: McMillian 17-76, Evans 21-49, Williams 10-30, McKenzie 5-25, Phillips 4-22, Carroll 1-10, Rogers 1-1, Ludwig 1-(-11), Team 6-(-13); NC: Logan 14-67, Francis 3-26, Brown 3-0, Trubisky 8-(-2), Sheldon 1-(-18).

Passing — VT: Evans 7-17-0 75; NC: Trubisky 13-33-2 58.

Receiving — VT: Phillips 2-20, McMillian 2-4, Hodges 1-28, Rogers 1-22, Cunningham 1-1; NC: Logan 6-30, Hollins 2-8, Switzer 2-2, Howard 1-12, Proehl 1-7, Bargas 1-(-1).

THE LAST TIME

TEAM

Scored 90+ points	99, vs. Emory & Henry, 1919
Scored 80-89 points	86, vs. Roanoke College, 1905
Scored 70-79 points	77, vs. Akron, 1995
Scored 60-69 points	66, vs. Appalachian State, 2011
Scored 50-59 points	54, vs. East Carolina, 2016
Scored 40-49 points	49, vs. Boston College, 2016
Back-to-back 40+ games	vs. BC (49), vs. ECU (54), 2016
Three straight 40+ games	at NCSU (41), vs. CMU (45), vs. WF (52), 2010
Four straight 40+ games	NCSU (41), CMU (45), WF (52), Duke (44), 2010
Rushed for 500+ yards	500, at Pittsburgh, 1993
Rushed for 400-499 yards	444, vs. Marshall, 2009
Rushed for 300-399 yards	308, vs. Western Michigan, 2014
Rushed for 200-299 yards	223, vs. Boston College, 2016
Passed for 500+ yards	504, at Syracuse, 2002
Passed for 400-499 yards	408, at Wake Forest, 1972
Passed for 300-399 yards	344 vs. Tulsa, 2015
Passed for 200-299 yards	295, vs. East Carolina, 2016
Rushed/Passed for 200+ yards	vs. Boston College 2016
	223 rush, 253 pass
Had 600+ yards in total offense	605, vs. Wake Forest, 2010
Had 500-599 yards in total offense	598, vs. Tulsa, 2015
Scored on first offensive play	vs. Appalachian State, 2011
	David Wilson 20-yard run
Won on final offensive play	vs. Virginia, 2012
	Cody Journell 29 yd FG
Lost on final offensive play	North Carolina, 2015
	Quinshad Davis 5-yd pass from Marquise Williams (OT)
Won in overtime	29-21, vs. Marshall, 2013
Lost in overtime	30-27 (OT), vs. North Carolina, 2015
Recorded a safety	vs. East Carolina, 2016
Recorded two defensive TDs	at Boston College, 2008
Zero punts in a game	vs. James Madison, 2010
Zero sacks allowed in a game	vs. East Carolina, 2016
Recorded a shutout	vs. Boston College, 2016
Held opp. to 0 yards or less rushing	-15, vs. Florida State, 2012
Blocked two kicks in a game	vs. East Carolina, 2016
Scored special teams TD	vs. East Carolina, 2016
Scored defensive & special teams TD	at Purdue, 2015
Played an overtime game	vs. Duke [4 OT], 2015

INDIVIDUAL

Rushed for 200+ yards	253, Darren Evans, vs. Maryland, 2008
Rushed for 150-199 yards	157, J.C. Coleman, vs. Cincinnati, 2014
Two players rushed for 100 yards	NC State, 2010
	(Darren Evans, 160 yds. & Tyrod Taylor, 121 yds.)
Three players rushed for 100 yards	at South Carolina, 1974
	Phil Rogers (120), Roscoe Coles (111) & George Heath (104)
Had 40+ carries	42, Cyrus Lawrence, vs. Memphis St., 1981
Had 30-39 carries	33, Travon McMillian, at Boston College, 2015
Had 20-29 carries	21, Travon McMillian, North Carolina, 2015
Had two players with 20+ carries	Logan Thomas (23) & Trey Edmunds (22) vs. Marshall, 2013
Rushed for 6 TDs	Tommy Francisco, vs. VMI, 1966
Rushed for 5 TDs	Lee Suggs, at UCF, 2000
Rushed for 4 TDs	Trey Edmunds, at Miami, 2013
Rushed for 3 TDs	David Wilson, vs. Appalachian State, 2011
Rushed for 2 TDs	Travon McMillian, vs. Tulsa, 2015
Passed for 500+ yards	504, Bryan Randall, at Syracuse, 2002
Passed for 300-499 yards	344, Michael Brewer, vs. Tulsa, 2015
Passed for 200-299 yards	295, Jerod Evans, vs. East Carolina, 2016
Two QBs each pass for 100+ yards	vs. Appalachian State, 2011
	(Logan Thomas, 149 yds. & Mark Leal, 113 yds.)

Passed for 5 TDs	Jerod Evans, vs. Boston College, 2016
Passed for 4 TDs	Jerod Evans, vs. Liberty, 2016
Passed for 3 TDs	Jerod Evans, vs. East Carolina, 2016
Passed for 2 TDs	Jerod Evans, at North Carolina, 2016
Two QBs with 2 TD passes apiece	Logan Thomas and Mark Leal vs. Appalachian State, 2011
Had 50+ pass attempts	56, Michael Brewer, vs. East Carolina, 2014
Had 40-49 pass attempts	45, Michael Brewer, vs. Duke (4 OT), 2015
Had 30-39 pass attempts	32, Jerod Evans, vs. Liberty, 2016
Had 20-29 pass attempts	20, Jerod Evans vs. East Carolina, 2016
Had 30+ pass completions	31, Michael Brewer, vs. Boston College, 2014
Had 20-29 pass comps	23, Jerod Evans, vs. Boston College, 2016
QB rush/pass for 100 yards	Logan Thomas, at Miami, 2012
	(124 rush, 199 pass)
Had 10+ receptions	11, Isaiah Ford, vs. Liberty, 2016
Had 250+ yards receiving	279, Ernest Wilford, at Syracuse, 2002
Had 200-249 yards receiving	227, Isaiah Ford, vs. Tulsa, 2015
Had 100+ yards receiving	117, Isaiah Ford, vs. East Carolina, 2016
Two players with 100+ receiving	at Miami, 2013
	Joshua Stanford (107) & Willie Byrn (103)
Had 4 TD receptions	Ernest Wilford at Syracuse, 2002
Had 3 TD receptions	Bucky Hodges, vs. Duke (4 OT), 2015
Had 2 TD receptions	Isaiah Ford, vs. Boston College, 2016
Intercepted 3 passes	Kendall Fuller, vs. Duke, 2013
Intercepted 2 passes	Greg Stroman, vs. Liberty, 2016
Returned a KO for TD	Demitri Knowles, at North Carolina, 2012
Returned punt for TD	Greg Stroman, vs. East Carolina, 2016
Returned an INT for TD	Andrew Motuapuaka, vs. Furman, 2015
Returned a fumble for TD	Andrew Motuapuaka at Boston College, 2015
Returned blocked punt for TD	Adonis Alexander, at Purdue, 2015
Returned blocked FG for TD	D.J. Parker, vs. Georgia Tech, 2005
Returned blocked PAT for 2 pts	Stephan Virgil, vs. East Carolina, 2008
Blocked an extra point	Dadi Nicolas, vs. Miami, 2014
Blocked a FG	Tim Settle, vs. East Carolina, 2016
Blocked a punt	Cam Phillips, vs. East Carolina, 2016
Scored a def. and special teams TD in a game	DeAngelo Hall vs. Arkansas St., 2002 (49-yd. INT & 69-yd. PR)
Returned two punts for TDs	DeAngelo Hall vs. Syracuse, 2003 (58 & 60 yds.)
Successful 2-point conversion	vs. Duke (4 OT), 2015
	Travon McMillian, rush
Made 6 FGs	Mickey Thomas, vs. Vanderbilt, 1989
Made 5 FGs	Chris Kinzer, vs. Vanderbilt, 1986
Made 4 FGs	Joey Slye, at Boston College, 2015
Made 3 FGs	Joey Slye, at Virginia, 2015
Kicked a 60+ FG	61, Wayne Latimer, vs. Florida State, 1975
Kicked a 50-59 FG	56, Cody Journell, at Boston College, 2013
Kicked a 40-49 FG	Joey Slye, vs. Tulsa, 2015
Kicked two 40+ yards FGs in one game	Joey Slye, at Virginia, 2015
Kicked a 70+ punt	75, Michael Branthover, at Duke, 2011
Kicked a 60-69 punt	60, A.J. Hughes, vs. Boston College, 2014



THE LAST TIME – OPPONENT

TEAM

Scored 70+ points	77, Alabama, 1973
Scored 60-69 points	66, Washington & Lee, 1951
Scored 50-59 points	52, Tulsa, 2015
Scored 40-49 points	45, Tennessee, 2016

Rushed for 500+ yards	748, Alabama, 1973
Rushed for 400-499 yards	461, Alabama, 1972
Rushed for 300-399 yards	360, No. 1 Ohio State, 2015
Rushed for 200-299 yards	268, vs Tennessee, 2016
Had 50-99 yards rushing	73, North Carolina, 2016
Had FEWER than 50 yards rushing	44, Boston College, 2016

Passed for 500+ yards	NEVER
Passed for 400-499 yards	427, East Carolina, 2014
Passed for 350-399 yards	362, East Carolina, 2016
Had 50-99 yards passing	58, North Carolina, 2016
Had FEWER than 50 yards passing	20, Duke, 2008

Had 800+ yards in total offense	833, Alabama, 1973
Had 700-799 yards in total offense	NEVER
Had 600-699 yards in total offense	604, Syracuse, 2002
Had 500-599 yards in total offense	563, vs. Tulsa, 2015

Recorded a safety	Boston College [2], 2008
Recorded a defensive TD	Georgia Tech, 2015
Shut out Tech	Cincinnati, 1995
Blocked two kicks in a game	Duke, 2006
Scored a special teams TD	Alabama, 2013
Scored defensive & special teams TD	Alabama, 2013

INDIVIDUAL

Rushed for 200+ yards	249, Duke Johnson, Miami, 2014
Rushed for 150-199 yards	169, James Summers, East Carolina, 2015
Rushed for 100-149 yards	105, D'Angelo Brewer, Tulsa, 2015
Two players rushed for 100 yards	Miami, 2014
	Duke Johnson (249) & Gus Edwards (115)

Three players rushed for 100 yards	NEVER
Had 40+ carries	44, Paul Palmer, Temple, 1986
Had 35-39 carries	38, Derrick Knight, Boston College, 2003
Rushed for 6 TDs	Willis McGahee, Miami, 2002
Rushed for 5 TDs	NEVER
Rushed for 4 TDs	Chris Brantley, Rutgers, 1992
Rushed for 3 TDs	Tevin Washington, Georgia Tech, 2011
Rushed for 2 TDs	Josh Dobbs, Tennessee, 2016

Passed for 500+ yards	NEVER
Passed for 400-499 yards	427, Shane Carden, East Carolina, 2014
Passed for 300-399 yards	362, Philip Nelson, East Carolina, 2016
Passed for 5 TDs	NEVER
Passed for 4 TDs	Thomas Sirk, Duke (4 OT), 2011
Passed for 3 TDs	Josh Dobbs, Tennessee, 2016
Had 50+ pass attempts	52, Matt Ryan, Boston College, 2007
Had 40-49 pass attempts	44, Dane Evans, Tulsa, 2015
Had 30-39 pass attempts	34, Philip Nelson, East Carolina, 2016
Had 30+ pass completions	30, Dominique Davis, East Carolina, 2010
Had 20-29 pass comps	23, Shane Carden, East Carolina, 2014
QB rush/pass for 100 yards	Thomas Sirk, Duke (4 OT), 2015
	270 yds passing, 109 yds rushing

Had 11+ receptions	11, Josh Atkins, Tulsa, 2015
Had 250+ yards receiving	NEVER

Had 200-249 yards receiving	224, Cam Worthy, East Carolina, 2014
Had 100+ yards receiving	179, Jimmy Williams, East Carolina, 2016
Two players w/100+ yards receiving	East Carolina, 2016

	Jimmy Williams, 179 & Zay Jones, 115
Had 4 TD receptions	Chris Brantley, Rutgers, 1992
Had 3 TD receptions	Coby Fleener, Stanford, 2011
Had 2 TD receptions	Jimmy Williams, East Carolina, 2016
Intercepted 3 passes	Aaron Beasley, West Virginia, 1994
Intercepted 2 passes	Arti Burns, Miami, 2015

Returned a KO for TD	Christion Jones, Alabama, 2013
Returned punt for TD	William Likely, Maryland, 2013
Returned an INT for TD	David Dean, Virginia, 2014
Returned/recovered a fumble for TD	Alpha Jalloh, Liberty, 2016
Returned blocked punt for TD	T.J. Lee, East Carolina, 2008
Returned blocked FG for TD	NEVER
Returned blocked PAT for 2 pts	Nigel Bradham, Florida State, 2010
Blocked an extra point	Richard Ash, Western Michigan, 2014
Blocked a FG	Connor Wujciak, Boston College, 2014
Blocked a punt	Gabriel Terry, Miami, 2012
2-point conversion	Florida State, 2012
	Nick O'Leary pass from E.J. Manuel

Made 6 FGs	NEVER
Made 5 FGs	Alex Henery, Nebraska, 2009
Made 4 FGs	Will Snyderwine, Duke, 2009
Made 3 FGs	Ross Martin, Duke (4 OT), 2015
Kicked a 60+ FG	NEVER
Kicked a 50-59 FG	53, Ross Martin, Duke, 2013
Kicked two 50+ FGs	51 & 53, Ross Martin, Duke, 2013
Kicked a 40-49 FG	42 & 42, Ian Frye, Virginia, 2015

Kicked a 70+ punt	76, Alex Henery, Nebraska, 2009
Kicked a 60-69 punt	62, Worth Gregory, East Carolina, 2016

TURNOVERS

THE LAST TIME TECH...

Lost two fumbles	at North Carolina, 2016
Lost three fumbles	vs. Miami, 2014
Lost four fumbles	vs. Liberty, 2016
Lost five or more fumbles	5, vs. Tennessee, 2016

Threw three interceptions	at Miami, Brenden Motley, 2015
Threw four interceptions	vs. Duke, 2013
Threw five interceptions	vs. Virginia, 1994
Threw six or more interceptions	7, vs. Florida St., 1959

THE LAST TIME AN OPPONENT...

Lost two fumbles	North Carolina, 2016
Lost three fumbles	North Carolina (OT), 2015
Threw five interceptions	Arkansas St., 2002
Lost five or more fumbles	5, Clemson, 1985

Threw three interceptions	Ohio State, 2014
Threw four interceptions	Duke, 2013
Threw five interceptions	Georgia Tech, 2007
Threw six or more interceptions	6, Rutgers, 1998

VIRGINIA TECH FOOTBALL 2016 SEASON - AS OF OCTOBER 9

RECORD	OVERALL	HOME	AWAY	NEUTRAL
ALL GAMES	4-1	3-0	1-0	0-1
CONFERENCE	2-0	1-0	1-0	0-0
NON-CONFERENCE	2-1	2-0	0-0	0-1

DATE	OPPONENT	LOCATION	TV	SCORE	ATTEND
Sep 03, 2016	Liberty	Blacksburg, Va.	ACC NETWORK	W 36-16	62,234
! Sep 10, 2016	vs. (17/14) Tennessee	Bristol Motor Speedway	ABC	L 24-45	156,990
* Sep 17, 2016	Boston College	Blacksburg, Va.	ESPNU	W 49-0	60,054
Sep 24, 2016	East Carolina	Blacksburg, Va.	ACC NETWORK	W 54-17	63,712
* Oct 08, 2016	at (17/16) North Carolina	Chapel Hill, N.C.	ABC/ESPN2	W 34-3	33,000
* Oct 15, 2016	at Syracuse	Syracuse, N.Y.	ESPNU	3:45 PM	
* Oct 20, 2016	Miami	Blacksburg, Va.	ESPN	7:00 PM	
* Oct 27, 2016	at Pittsburgh	Pittsburgh, Pa.	ESPN	7:00 PM	
* Nov 05, 2016	at Duke	Durham, N.C.		TBA	
* Nov 12, 2016	Georgia Tech	Blacksburg, Va.		TBA	
Nov 19, 2016	at Notre Dame	Notre Dame, Ind.	NBC	3:30 PM	
* Nov 26, 2016	Virginia	Blacksburg, Va.		TBA	
% Dec 03, 2016	Atlantic vs. Coastal	Camping World Stadium		TBA	

* - Atlantic Coast Conference Game
! - Battle at Bristol (Bristol, Tenn.)
% - ACC Championship (Orlando, Fla.)

Rankings: (AP/Coaches)

RUSHING	GP	ATT	GAIN	LOSS	NET	AVG	TD	LONG	AVG/G
Travon McMillian	5	65	306	18	288	4.4	3	69	57.6
Jerod Evans	5	61	332	74	258	4.2	2	55	51.6
Marshawn Williams	3	28	120	1	119	4.2	1	19	39.7
Sam Rogers	5	24	89	1	88	3.7	0	9	17.6
Shai McKenzie	5	20	82	6	76	3.8	1	9	15.2
Brenden Motley	4	8	68	0	68	8.5	2	26	17.0
Cam Phillips	5	9	36	0	36	4.0	0	8	7.2
C.J. Carroll	5	4	34	1	33	8.2	0	16	6.6
Deshawn McCleese	1	8	28	1	27	3.4	0	7	27.0
Bucky Hodges	5	5	26	0	26	5.2	0	7	5.2
D.J. Reid	3	3	11	0	11	3.7	0	5	3.7
Henri Murphy	4	1	3	0	3	3.0	0	3	0.8
Isaiah Ford	5	1	1	0	1	1.0	0	1	0.2
Jack Click	1	2	2	1	1	0.5	0	2	1.0
Mitchell Ludwig	5	1	0	11	-11	-11.0	0	0	-2.2
TEAM	5	14	0	53	-53	-3.8	0	0	-10.6
TOTAL	5	254	1138	167	971	3.8	9	69	194.2
OPPONENTS	5	173	702	175	527	3.0	4	40	105.4

PASSING	GP	EFFIC	ATT-CMP-INT	PCT	YDS	TD	LONG	AVG/G
Jerod Evans	5	175.65	76-120-1	63.3	1039	15	55	207.8
Brenden Motley	4	76.40	7-14-0	50.0	44	0	12	11.0
Jack Click	1	0.00	0-1-0	0.0	0	0	0	0.0
Isaiah Ford	5	0.00	0-1-0	0.0	0	0	0	0.0
TOTAL	5	162.85	83-136-1	61.0	1083	15	55	216.6
OPPONENTS	5	81.71	58-142-7	40.8	661	5	75	132.2

RECEIVING	GP	NO.	YDS	AVG	TD	LONG	AVG/G
Isaiah Ford	5	24	376	15.7	4	47	75.2
Cam Phillips	5	17	258	15.2	2	55	51.6
Bucky Hodges	5	13	178	13.7	2	35	35.6
Sam Rogers	5	6	85	14.2	3	30	17.0
Travon McMillian	5	6	31	5.2	2	15	6.2
C.J. Carroll	5	4	48	12.0	0	27	9.6
Shai McKenzie	5	3	28	9.3	0	17	5.6
Jaylen Bradshaw	5	3	25	8.3	0	10	5.0
Chris Cunningham	5	3	21	7.0	2	13	4.2
Devin Wilson	4	2	13	6.5	0	8	3.2
Henri Murphy	4	1	12	12.0	0	12	3.0
Divine Deablo	5	1	8	8.0	0	8	1.6
TOTAL	5	83	1083	13.0	15	55	216.6
OPPONENTS	5	58	661	11.4	5	75	132.2

TEAM STATISTICS	HOKIES	OPPONENT
SCORING	197	78
Points Per Game	39.4	15.6
Points Off Turnovers	34	37
FIRST DOWNS	106	57
Rushing	45	24
Passing	51	26
Penalty	10	7
RUSHING YARDAGE	971	527
Yards gained rushing	1138	702
Yards lost rushing	167	175
Rushing Attempts	254	173
Average Per Rush	3.8	3.0
Average Per Game	194.2	105.4
TDs Rushing	9	4
PASSING YARDAGE	1083	661
Comp-Att-Int	83-136-1	58-142-7
Average Per Pass	8.0	4.7
Average Per Catch	13.0	11.4
Average Per Game	216.6	132.2
TDs Passing	15	5
TOTAL OFFENSE	2054	1188
Total Plays	390	315
Average Per Play	5.3	3.8
Average Per Game	410.8	237.6
KICK RETURNS: #-Yards	12-275	7-146
PUNT RETURNS: #-Yards	19-192	5-10
INT RETURNS: #-Yards	7-18	1-19
KICK RETURN AVERAGE	22.9	20.9
PUNT RETURN AVERAGE	10.1	2.0
INT RETURN AVERAGE	2.6	19.0
FUMBLES-LOST	17-11	8-5
PENALTIES-Yards	28-240	44-320
Average Per Game	48.0	64.0
PUNTS-Yards	27-1047	39-1616
Average Per Punt	38.8	41.4
Net punt average	37.7	35.0
KICKOFFS-Yards	36-2354	20-1279
Average Per Kick	65.4	64.0
Net kick average	41.2	41.5
TIME OF POSSESSION/Game	34:09	25:51
3RD-DOWN Conversions	36/81	14/73
3rd-Down Pct	44%	19%
4TH-DOWN Conversions	3/6	1/9
4th-Down Pct	50%	11%
SACKS BY-Yards	11-68	7-55
MISC YARDS	34	0
TOUCHDOWNS SCORED	25	10
FIELD GOALS-ATTEMPTS	6-8	3-5
ON-SIDE KICKS	0-0	0-0
RED-ZONE SCORES	(22-25) 88%	(8-11) 73%
RED-ZONE TOUCHDOWNS	(16-25) 64%	(5-11) 45%
PAT-ATTEMPTS	(25-25) 100%	(9-10) 90%

ATTENDANCE	HOKIES	OPPONENT
TOTAL	186000	33000
Games/Avg Per Game	3/62000	1/33000
Neutral Site Games		1/156990

SCORE BY QUARTERS	1ST	2ND	3RD	4TH	TOTAL
Virginia Tech	55	55	56	31	197
Opponents	6	34	21	17	78

PUNT RETURNS	NO.	YDS	AVG	TD	LONG
Greg Stroman	13	165	12.7	1	87
C.J. Carroll	3	36	12.0	0	19
Curtis Williams	1	-8	-8.0	0	0
Cam Phillips	1	1	1.0	0	0
TEAM	1	-2	-2.0	0	0
Adonis Alexander	0	0	0.0	0	0
TOTAL	19	192	10.1	1	87
OPPONENTS	5	10	2.0	0	14

INTERCEPTIONS	NO.	YDS	AVG	TD	LONG
Greg Stroman	3	0	0.0	0	0
Adonis Alexander	1	0	0.0	0	0
Andrew Motuapuaka	1	0	0.0	0	0
Mook Reynolds	1	3	3.0	0	3
Terrell Edmunds	1	15	15.0	0	15
TOTAL	7	18	2.6	0	15
OPPONENTS	1	19	19.0	0	19

KICK RETURNS	NO.	YDS	AVG	TD	LONG
Greg Stroman	12	275	22.9	0	34
Adonis Alexander	0	0	0.0	0	0
TOTAL	12	275	22.9	0	34
OPPONENTS	7	146	20.9	0	31

FUMBLE RETURNS	NO.	YDS	AVG	TD	LONG
Andrew Motuapuaka	1	9	9.0	0	9
Woody Baron	1	9	9.0	0	9
TOTAL	2	18	9.0	0	9
OPPONENTS	1	71	71.0	1	71

FG SEQUENCE	VIRGINIA TECH	OPPONENTS
Liberty	52,(34),(34)	-
Tennessee	47,(26)	(34),47
Boston College	-	-
East Carolina	(20)	[26],(27)
North Carolina	(35),(28)	(28)
Syracuse		
Miami		
Pittsburgh		
Duke		
Georgia Tech		
Notre Dame		
Virginia		
ACC Championship		
Numbers in (parentheses) indicate field goal was made. Numbers in [brackets] indicate field goal was blocked.		

PUNTING	NO.	YDS	AVG	LONG	TB	FC	I20	50+	BLKD
Mitchell Ludwig	25	967	38.7	58	1	10	9	3	0
Greg Stroman	2	80	40.0	45	0	0	1	0	0
TOTAL	27	1047	38.8	58	1	10	10	3	0
OPPONENTS	39	1616	41.4	62	3	7	4	7	1

KICKOFFS	NO.	YDS	AVG	TB	OB	RETN	NET	YDLN
Joey Slye	36	2354	65.4	29	0	146	40.2	24
TOTAL	36	2354	65.4	29	0	146	41.2	23
OPPONENTS	20	1279	64.0	7	1	275	41.5	23

SCORING	TD	FGS	PATs				DXP	SAFETY	POINTS
			KICK	RUSH	RCV	PASS			
Joey Slye	0	6-8	25-25	0-0	0	0-0	0	0	43
Travon McMillian	5	0-0	0-0	0-0	0	0-0	0	0	30
Isaiah Ford	4	0-0	0-0	0-0	0	0-0	0	0	24
Sam Rogers	3	0-0	0-0	0-0	0	0-0	0	0	18
Bucky Hodges	2	0-0	0-0	0-0	0	0-0	0	0	12
Brenden Motley	2	0-0	0-0	0-0	0	0-0	0	0	12
Jerod Evans	2	0-0	0-0	0-0	0	0-0	0	0	12
Chris Cunningham	2	0-0	0-0	0-0	0	0-0	0	0	12
Cam Phillips	2	0-0	0-0	0-0	0	0-0	0	0	12
Shai McKenzie	1	0-0	0-0	0-0	0	0-0	0	0	6
Marshawn Williams	1	0-0	0-0	0-0	0	0-0	0	0	6
Greg Stroman	1	0-0	0-0	0-0	0	0-0	0	0	6
TEAM	0	0-0	0-0	0-0	0	0-0	0	2	4
TOTAL	25	6-8	25-25	0-0	0	0-0	0	2	197
OPPONENTS	10	3-5	9-10	0-0	0	0-0	0	0	78

TOTAL OFFENSE	G	PLAYS	RUSH	PASS	TOTAL	AVG/G
Jerod Evans	5	181	258	1039	1297	259.4
Travon McMillian	5	65	288	0	288	57.6
Marshawn Williams	3	28	119	0	119	39.7
Brenden Motley	4	22	68	44	112	28.0
Sam Rogers	5	24	88	0	88	17.6
Shai McKenzie	5	20	76	0	76	15.2
Cam Phillips	5	9	36	0	36	7.2
C.J. Carroll	5	4	33	0	33	6.6
Deshawn McCleese	1	8	27	0	27	27.0
Bucky Hodges	5	5	26	0	26	5.2
D.J. Reid	3	3	11	0	11	3.7
Henri Murphy	4	1	3	0	3	0.8
Isaiah Ford	5	2	1	0	1	0.2
Jack Click	1	3	1	0	1	1.0
Mitchell Ludwig	5	1	-11	0	-11	-2.2
TEAM	5	14	-53	0	-53	-10.6
TOTAL	5	390	971	1083	2054	410.8
OPPONENTS	5	315	527	661	1188	237.6

FIELD GOALS	FGM-FGA	PCT	01-19	20-29	30-39	40-49	50-99	LG	BLK
Joey Slye	6-8	75.0	0-0	3-3	3-3	0-1	0-1	35	0

ALL PURPOSE	G	RUSH	REC	PR	KOR	IR	TOT	AVG/G
Greg Stroman	5	0	0	165	275	0	440	88.0
Isaiah Ford	5	1	376	0	0	0	377	75.4
Travon McMillian	5	288	31	0	0	0	319	63.8
Cam Phillips	5	36	258	1	0	0	295	59.0
Jerod Evans	5	258	0	0	0	0	258	51.6
Bucky Hodges	5	26	178	0	0	0	204	40.8
Sam Rogers	5	88	85	0	0	0	173	34.6
Marshawn Williams	3	119	0	0	0	0	119	39.7
C.J. Carroll	5	33	48	36	0	0	117	23.4
Shai McKenzie	5	76	28	0	0	0	104	20.8
Brenden Motley	4	68	0	0	0	0	68	17.0
Deshawn McCleese	1	27	0	0	0	0	27	27.0
Jaylen Bradshaw	5	0	25	0	0	0	25	5.0
Chris Cunningham	5	0	21	0	0	0	21	4.2
Terrell Edmunds	5	0	0	0	0	15	15	3.0
Henri Murphy	4	3	12	0	0	0	15	3.8
Devin Wilson	4	0	13	0	0	0	13	3.2
D.J. Reid	3	11	0	0	0	0	11	3.7
Adonis Alexander	4	0	0	0	0	0	10	2.5
Divine Deablo	5	0	8	0	0	0	8	1.6
Mook Reynolds	5	0	0	0	0	3	3	0.6
Jack Click	1	1	0	0	0	0	1	1.0
Curtis Williams	5	0	0	-8	0	0	-8	-1.6
Mitchell Ludwig	5	-11	0	0	0	0	-11	-2.2
TEAM	5	-53	0	-2	0	0	-55	-11.0
TOTAL	5	971	1083	192	275	18	2549	509.8
OPPONENTS	5	527	661	10	146	19	1363	272.6

DEFENSIVE STATISTICS

LEADERS	GP-GS	TACKLES			TFL/YDS	SACKS NO-YARDS	PASS DEF			FUMBLES		BLKD KICK	SAFETY
		SOLO	AST	TOTAL			INT-YDS	BRUP	QBH	RCV-YDS	FF		
54 Andrew Motuapuaka	5	22	27	49	3.0-11	1.0-5	1-0	1	3	1-9	.	.	.
19 Chuck Clark	5	17	17	34	1.0-1	.	.	2	.	.	1	.	.
49 Tremaine Edmunds	5	11	17	28	7.5-23	2.5-14	.	1	3	1-0	.	.	.
22 Terrell Edmunds	5	13	15	28	0.5-1	.	1-15	2	.	1-0	.	.	.
40 Ken Ekanem	5	8	9	17	5.5-29	4.5-28	.	2	5
31 Brandon Facyson	5	12	4	16	1.5-11	.	.	5	.	.	1	.	.
6 Mook Reynolds	5	6	9	15	2.5-7	.	1-3	2	1
60 Woody Baron	5	7	7	14	3.0-11	0.5-3	.	.	.	1-9	.	.	.
99 Vinny Mihota	5	5	8	13	2.5-4	.	.	.	2
36 Adonis Alexander	4	5	5	10	1.0-1	.	1-0	2
8 Nigel Williams	5	6	4	10	2.0-4	0.5-1	.	1	1
94 Trevon Hill	5	4	6	10	2.5-6	.	.	.	3
97 Tim Settle	5	3	5	8	2.5-6	.	.	.	1	.	.	1	.
98 Ricky Walker	5	3	5	8	3.0-7	.	.	2	1
24 Anthony Shegog	5	2	5	7	1.5-4	0.5-1	.	.	1
3 Greg Stroman	5	2	4	6	.	.	3-0	5
56 Sean Huelskamp	5	1	3	4
14 Tavante Beckett	5	1	3	4
23 Der'Woun Greene	5	2	1	3	1-0	.	.	.
11 Houshun Gaines	3	.	2	2	0.5-1	0.5-1
26 Jovonn Quillen	3	1	1	2
32 Steven Peoples	5	.	2	2
25 Cam Phillips	5	.	2	2	1.0-17	0.5-8	1	.
96 Jimmie Taylor	2	.	2	2	0.5-1
20 Curtis Williams	5	1	1	2
20 Deon Newsome	4	.	2	2
21 Reggie Floyd	5	.	1	1	0.5-7	0.5-7
91 Steve Sobczak	4	.	1	1
88 Divine Deablo	5	1	.	1
43 Seth Dooley	4	1	.	1	1.0-3
50 Jamieon Moss	1	1	.	1
38 Alden Carpenter	1	1	.	1
90 Mitchell Ludwig	5	.	1	1
37 Johnathan Galante	5	.	1	1
TM TEAM	5	2
TOTAL	5	136	170	306	43-155	11-68	7-18	25	21	5-18	2	2	2
OPPONENTS	5	185	256	441	28.0-108	7-55	1-19	11	16	11-71	6	.	.

RUSHING TACKLES

PLAYER	NO.	PLAYER	NO.
Andrew Motuapuaka	36	Jamieon Moss	1
Chuck Clark	24	Houshun Gaines	1
Tremaine Edmunds	19	Steve Sobczak	1
Terrell Edmunds	16	TOTALS	209
Woody Baron	12		
Vinny Mihota	11		
Mook Reynolds	10		
Ken Ekanem	10		
Nigel Williams	9		
Trevon Hill	9		
Tim Settle	8		
Ricky Walker	7		
Adonis Alexander	6		
Brandon Facyson	5		
Tavante Beckett	4		
Anthony Shegog	4		
Sean Huelskamp	4		
Greg Stroman	3		
Der'Woun Greene	3		
Curtis Williams	2		
Jimmie Taylor	2		
Deon Newsome	2		

PASSING TACKLES

PLAYER	NO.
Andrew Motuapuaka	11
Terrell Edmunds	10
Brandon Facyson	9
Chuck Clark	7
Tremaine Edmunds	6
Mook Reynolds	5
Adonis Alexander	4
Greg Stroman	3
Vinny Mihota	2
Ken Ekanem	1
Ricky Walker	1
Trevon Hill	1
Woody Baron	1
Seth Dooley	1
TOTALS	62

SPECIAL TEAMS TACKLES

PLAYER	TOTAL	KO	PUNT
Steven Peoples	2	2	0
Chuck Clark	2	2	0
Jovonn Quillen	2	2	0
Anthony Shegog	2	1	1
Terrell Edmunds	2	0	2
Divine Deablo	1	1	0
Alden Carpenter	1	1	0
Johnathan Galante	1	0	1
Mitchell Ludwig	1	0	1
TOTALS	14	9	5

RED ZONE ANALYSIS
VIRGINIA TECH

DATE	OPPONENT	SCORE		TIME IN RZ	TIMES SCORED	TOTAL PTS	TDS	RUSH TDS	PASS TDS	FG MADE	FAILED TO SCORE INSIDE RZ					
											FG ATT	DOWNS	INT	FUMB	HALF	GAME
Sep 03	Liberty	W	36-13	6	5	27	3	0	3	2	0	0	0	1	0	0
Sep 10	vs. Tennessee	L	24-45	3	3	17	2	1	1	1	0	0	0	0	0	0
Sep 17	Boston College	W	49-0	5	5	35	5	1	4	0	0	0	0	0	0	0
Sep 24	East Carolina	W	54-17	5	4	24	3	2	1	1	0	1	0	0	0	0
Oct 08	at North Carolina	W	34-3	6	5	27	3	2	1	2	0	0	0	1	0	0
Oct 15	at Syracuse															
Oct 20	Miami															
Oct 27	at Pittsburgh															
Nov 05	at Duke															
Nov 12	Georgia Tech															
Nov 19	at Notre Dame															
Nov 26	Virginia															
Dec 03	Atlantic vs. Coastal															
	Totals 22 of 25 (88.0%)			25	22	130	16	6	10	6	0	1	0	2	0	0

OPPONENT

DATE	OPPONENT	SCORE		TIME IN RZ	TIMES SCORED	TOTAL PTS	TDS	RUSH TDS	PASS TDS	FG MADE	FAILED TO SCORE INSIDE RZ					
											FG ATT	DOWNS	INT	FUMB	HALF	GAME
Sep 03	Liberty	W	36-13	1	1	6	1	1	0	0	0	0	0	0	0	0
Sep 10	vs. Tennessee	L	24-45	5	5	31	4	2	2	1	0	0	0	0	0	0
Sep 17	Boston College	W	49-0	0	0	0	0	0	0	0	0	0	0	0	0	0
Sep 24	East Carolina	W	54-17	3	1	3	0	0	0	1	1	1	0	0	0	0
Oct 08	at North Carolina	W	34-3	2	1	3	0	0	0	1	0	1	0	0	0	0
Oct 15	at Syracuse															
Oct 20	Miami															
Oct 27	at Pittsburgh															
Nov 05	at Duke															
Nov 12	Georgia Tech															
Nov 19	at Notre Dame															
Nov 26	Virginia															
Dec 03	Atlantic vs. Coastal															
	Totals 8 of 11 (72.7%)			11	8	43	5	3	2	3	1	2	0	0	0	0

MONEY PLAYS

Money plays are defined as plays resulting in first down or a touchdown.

RUSHERS	1ST	TD	NO.	ATT
Jerod Evans	17	2	18	53
Travon McMillian	7	3	8	65
Shai McKenzie	5	1	6	20
Brenden Motley	4	2	5	8
Marshawn Williams	4	1	5	28
C.J. Carroll	3	0	3	4
Sam Rogers	2	0	2	24
D.J. Reid	1	0	1	3
Deshawn McCleese	1	0	1	8
Cam Phillips	1	0	1	9
TOTALS	45	9	50	247

RECEPTIONS	1ST	TD	NO.	REC
Isaiah Ford	13	4	15	24
Cam Phillips	12	2	12	17
Bucky Hodges	9	2	9	13
Sam Rogers	4	3	6	6
C.J. Carroll	3	0	3	4
Chris Cunningham	1	2	3	3
Travon McMillian	3	2	3	6
Jaylen Bradshaw	2	0	2	3
Shai McKenzie	2	0	2	3
Henri Murphy	1	0	1	1
Devin Wilson	1	0	1	2
TOTALS	51	15	57	83

1st DOWN TOTALS	7	5	11	115
-----------------	---	---	----	-----

2nd DOWN TOTALS	18	2	18	79
-----------------	----	---	----	----

3rd DOWN TOTALS	18	1	18	47
-----------------	----	---	----	----

4th DOWN TOTALS	2	1	3	6
-----------------	---	---	---	---

1st DOWN TOTALS	16	7	19	33
-----------------	----	---	----	----

2nd DOWN TOTALS	18	5	20	29
-----------------	----	---	----	----

3rd DOWN TOTALS	17	3	18	21
-----------------	----	---	----	----

4th DOWN TOTALS	0	0	0	0
-----------------	---	---	---	---

DRIVE START AVERAGES

OBTAINED	HOKIES		OPPONENTS	
	#	AVG	#	AVG
Kickoff	20	27.8	36	23.8
Punt	39	36.3	27	24.6
Field goal	2	36.5	2	32.5
Fumble	5	66.0	11	55.2
Interception	7	54.3	1	73.0
Downs	8	42.4	3	34.0
All drives	81	38.2	80	29.6

SUPERLATIVES

INDIVIDUAL GAME HIGHS

Rushes	21	Jerod Evans at North Carolina (Oct 08, 2016)
Yards Rushing	127	Travon McMillian vs Tennessee (Sep 10, 2016)
TD Rushes	1	Shai McKenzie vs Tennessee (Sep 10, 2016)
		Travon McMillian vs Tennessee (Sep 10, 2016)
		Brenden Motley vs Boston College (Sep 17, 2016)
		Travon McMillian vs Boston College (Sep 17, 2016)
		Marshawn Williams vs East Carolina (Sep 24, 2016)
		Brenden Motley vs East Carolina (Sep 24, 2016)
		Jerod Evans vs East Carolina (Sep 24, 2016)
		Jerod Evans at North Carolina (Oct 08, 2016)
		Travon McMillian at North Carolina (Oct 08, 2016)
Long Rush	69	Travon McMillian vs Tennessee (Sep 10, 2016)
Pass attempts	32	Jerod Evans vs Liberty (Sep 03, 2016)
Pass completions	20	Jerod Evans vs Liberty (Sep 03, 2016)
		Jerod Evans vs Tennessee (Sep 10, 2016)
Yards Passing	282	Jerod Evans vs East Carolina (Sep 24, 2016)
TD Passes	5	Jerod Evans vs Boston College (Sep 17, 2016)
Long Pass	55	Jerod Evans vs East Carolina (Sep 24, 2016)
Receptions	11	Isaiah Ford vs Liberty (Sep 03, 2016)
Yards Receiving	117	Isaiah Ford vs Liberty (Sep 03, 2016)
		Isaiah Ford vs East Carolina (Sep 24, 2016)
TD Receptions	2	Bucky Hodges vs Liberty (Sep 03, 2016)
		Isaiah Ford vs Boston College (Sep 17, 2016)
Long Reception	55	Cam Phillips vs East Carolina (Sep 24, 2016)
Field Goals	2	Joey Slye vs Liberty (Sep 03, 2016)
		Joey Slye at North Carolina (Oct 08, 2016)
Long Field Goal	35	Joey Slye at North Carolina (Oct 08, 2016)
Punts	6	Mitchell Ludwig vs Boston College (Sep 17, 2016)
		Mitchell Ludwig vs East Carolina (Sep 24, 2016)
Punting Avg	45.3	Mitchell Ludwig vs East Carolina (Sep 24, 2016)
Long Punt	58	Mitchell Ludwig at North Carolina (Oct 08, 2016)
Punts inside 20	4	Mitchell Ludwig vs Boston College (Sep 17, 2016)
Long Punt Return	87	Greg Stroman vs East Carolina (Sep 24, 2016)
Long Kickoff Return	34	Greg Stroman vs Tennessee (Sep 10, 2016)
Tackles	15	Andrew Motuapuaka vs Tennessee (Sep 10, 2016)
Sacks	2.0	Ken Ekanem vs East Carolina (Sep 24, 2016)
Tackles For Loss	2.5	Tremaine Edmunds vs Boston College (Sep 17, 2016)
		Ricky Walker vs East Carolina (Sep 24, 2016)
Interceptions	2	Greg Stroman vs Liberty (Sep 03, 2016)

TEAM GAME HIGHS

Rushes	66	at North Carolina (Oct 08, 2016)
Yards Rushing	223	vs Boston College (Sep 17, 2016)
Yards Per Rush	4.5	vs Boston College (Sep 17, 2016)
TD Rushes	3	vs East Carolina (Sep 24, 2016)
Pass attempts	41	vs Liberty (Sep 03, 2016)
Pass completions	25	vs Liberty (Sep 03, 2016)
Yards Passing	295	vs East Carolina (Sep 24, 2016)
Yards Per Pass	12.8	vs East Carolina (Sep 24, 2016)
TD Passes	5	vs Boston College (Sep 17, 2016)
Total Plays	89	vs Liberty (Sep 03, 2016)
Total Offense	476	vs Boston College (Sep 17, 2016)
Yards Per Play	6.8	vs East Carolina (Sep 24, 2016)
Points	54	vs East Carolina (Sep 24, 2016)
Sacks By	6	vs East Carolina (Sep 24, 2016)
First Downs	25	vs Boston College (Sep 17, 2016)
Penalties	8	vs Tennessee (Sep 10, 2016)
Penalty Yards	95	vs Tennessee (Sep 10, 2016)
Turnovers	5	vs Tennessee (Sep 10, 2016)
Interceptions By	3	vs Liberty (Sep 03, 2016)
Punts	6	vs Boston College (Sep 17, 2016)
		vs East Carolina (Sep 24, 2016)
Punting Avg	45.3	vs East Carolina (Sep 24, 2016)
Long Punt	58	at North Carolina (Oct 08, 2016)
Punts inside 20	4	vs Boston College (Sep 17, 2016)
Long Punt Return	87	vs East Carolina (Sep 24, 2016)

OPPONENT INDIVIDUAL GAME HIGHS

Rushes	22	Hurd, J., vs Tennessee (Sep 10, 2016)
Yards Rushing	106	Dobbs, J., vs Tennessee (Sep 10, 2016)
TD Rushes	2	Dobbs, J., vs Tennessee (Sep 10, 2016)
Long Rush	40	Dobbs, J., vs Tennessee (Sep 10, 2016)
Pass attempts	34	NELSON, Philip, vs East Carolina (Sep 24, 2016)
Pass completions	17	NELSON, Philip, vs East Carolina (Sep 24, 2016)
Yards Passing	362	NELSON, Philip, vs East Carolina (Sep 24, 2016)
TD Passes	3	Dobbs, J., vs Tennessee (Sep 10, 2016)
Long Pass	75	NELSON, Philip, vs East Carolina (Sep 24, 2016)
Receptions	10	JONES, Zay, vs East Carolina (Sep 24, 2016)
Yards Receiving	179	WILLIAMS, Jimmy, vs East Carolina (Sep 24, 2016)
TD Receptions	2	WILLIAMS, Jimmy, vs East Carolina (Sep 24, 2016)
Long Reception	75	WILLIAMS, Jimmy, vs East Carolina (Sep 24, 2016)
Field Goals	1	Medley, A., vs Tennessee (Sep 10, 2016)
		VERITY, Jake, vs East Carolina (Sep 24, 2016)
		Weiler, N, at North Carolina (Oct 08, 2016)
Long Field Goal	34	Medley, A., vs Tennessee (Sep 10, 2016)
Punts	13	Knoll, M, vs Boston College (Sep 17, 2016)
Punting Avg	46.0	GREGORY, Worth, vs East Carolina (Sep 24, 2016)
Long Punt	62	GREGORY, Worth, vs East Carolina (Sep 24, 2016)
Punts inside 20	2	Daniel, T., vs Tennessee (Sep 10, 2016)
Long Punt Return	14	Sutton, C., vs Tennessee (Sep 10, 2016)
Long Kickoff Return	31	Willis, M, vs Boston College (Sep 17, 2016)
Tackles	15	Smith, A, at North Carolina (Oct 08, 2016)
Sacks	1.0	Kirkland Jr., D, vs Tennessee (Sep 10, 2016)
		Vickers, K., vs Tennessee (Sep 10, 2016)
		Vereen, C., vs Tennessee (Sep 10, 2016)
		Allen, Z, vs Boston College (Sep 17, 2016)
		Strowbridge, J, at North Carolina (Oct 08, 2016)
		Jones, N, at North Carolina (Oct 08, 2016)
Tackles For Loss	1.5	Reeves-Maybin, vs Tennessee (Sep 10, 2016)
		Miles, D, at North Carolina (Oct 08, 2016)
Interceptions	1	Johnson, J, vs Boston College (Sep 17, 2016)

OPPONENT TEAM GAME HIGHS

Rushes	46	vs Tennessee (Sep 10, 2016)
Yards Rushing	239	vs Tennessee (Sep 10, 2016)
Yards Per Rush	5.2	vs Tennessee (Sep 10, 2016)
TD Rushes	3	vs Tennessee (Sep 10, 2016)
Pass attempts	34	vs East Carolina (Sep 24, 2016)
Pass completions	17	vs East Carolina (Sep 24, 2016)
Yards Passing	362	vs East Carolina (Sep 24, 2016)
Yards Per Pass	10.6	vs East Carolina (Sep 24, 2016)
TD Passes	3	vs Tennessee (Sep 10, 2016)
Total Plays	69	vs East Carolina (Sep 24, 2016)
Total Offense	443	vs East Carolina (Sep 24, 2016)
Yards Per Play	6.4	vs East Carolina (Sep 24, 2016)
Points	45	vs Tennessee (Sep 10, 2016)
Sacks By	3	vs Tennessee (Sep 10, 2016)
First Downs	16	vs Tennessee (Sep 10, 2016)
		vs East Carolina (Sep 24, 2016)
Penalties	13	vs Liberty (Sep 03, 2016)
Penalty Yards	93	vs Boston College (Sep 17, 2016)
Turnovers	4	vs Liberty (Sep 03, 2016)
		at North Carolina (Oct 08, 2016)
Interceptions By	1	vs Boston College (Sep 17, 2016)
Punts	13	vs Boston College (Sep 17, 2016)
Punting Avg	45.7	at North Carolina (Oct 08, 2016)
Long Punt	62	vs East Carolina (Sep 24, 2016)
Punts inside 20	2	vs Tennessee (Sep 10, 2016)
Long Punt Return	14	vs Tennessee (Sep 10, 2016)

20-YARD PLAYS

YARDS	TYPE	PLAYER(S)	OPPONENT
*87	PR	Greg Stroman	East Carolina

*69	Rush	Travon McMillian	Tennessee
-----	------	------------------	-----------

*55	Pass	Cam Phillips from Jerod Evans	East Carolina
*55	Rush	Jerod Evans	East Carolina

47	Pass	Isaiah Ford from Jerod Evans	Boston College
45	Pass	Isaiah Ford from Jerod Evans	East Carolina

39	Pass	Isaiah Ford from Jerod Evans	East Carolina
37	Rush	Jerod Evans	Liberty
36	Pass	Cam Phillips from Jerod Evans	Boston College
35	Pass	Bucky Hodges from Jerod Evans	East Carolina
34	KR	Greg Stroman	Tennessee
33	KR	Greg Stroman	Liberty
30	Pass	Sam Rogers from Jerod Evans	Tennessee
*30	Pass	Isaiah Ford from Jerod Evans	Boston College

29	PR	Greg Stroman	Boston College
28	Pass	Bucky Hodges from Jerod Evans	North Carolina
28	KR	Greg Stroman	Liberty
28	KR	Greg Stroman	Tennessee
27	Pass	C.J. Carroll from Jerod Evans	Boston College
26	KR	Greg Stroman+Greg Stroman	North Carolina
*26	Rush	Brenden Motley	Boston College
26	KR	Greg Stroman	East Carolina
25	Pass	Isaiah Ford from Jerod Evans	Liberty
*24	Pass	Isaiah Ford from Jerod Evans	East Carolina
*23	Pass	Cam Phillips from Jerod Evans	Liberty
22	KR	Greg Stroman	East Carolina
22	Pass	Isaiah Ford from Jerod Evans	Liberty
*22	Pass	Sam Rogers from Jerod Evans	North Carolina
21	KR	Greg Stroman	Tennessee
21	KR	Greg Stroman	Boston College
*20	Pass	Bucky Hodges from Jerod Evans	Liberty
20	Pass	Isaiah Ford from Jerod Evans	Liberty

* Touchdown Scored On Play

20-YARD PLUS PLAYS BY PLAYER

PLAYER	NO.	TD	RUSH	PASS	KR	PR	IR	FR
Greg Stroman	10	1	0	0	8	2	0	0
Isaiah Ford	8	2	0	8	0	0	0	0
Cam Phillips	3	2	0	3	0	0	0	0
Bucky Hodges	3	1	0	3	0	0	0	0
Jerod Evans	2	1	2	0	0	0	0	0
Sam Rogers	2	1	0	2	0	0	0	0
Travon McMillian	1	1	1	0	0	0	0	0
Brenden Motley	1	1	1	0	0	0	0	0
Greg Stroman+Greg Stroman	1	0	0	0	1	0	0	0
C.J. Carroll	1	0	0	1	0	0	0	0
TOTAL	32	10	4	17	9	2	0	0

LONG PLAYS BY THE NUMBERS

LONG PLAYS BY YARDS	NO.	TD
100+	0	0
90-99	0	0
80-89	1	1
70-79	0	0
60-69	1	1
50-59	2	2
40-49	2	0
30-39	8	1
20-29	18	5

LONG PLAYS BY TYPE	NO.	TD
Rushing	4	3
Passing	17	6
Punt returns	2	1
Kick returns	9	0
Interceptions	0	0
Fumble returns	0	0
Other	0	0
TOTAL	32	10

LONGEST PLAYS OF THE YEAR

Rushing		
69	Travon McMillian vs Tennessee	Sept. 10

Rushing Touchdown		
69	Travon McMillian vs Tennessee	Sept. 10

Passing		
55	Cam Phillips from Jerod Evans vs East Carolina	Sept. 24

Passing Touchdown		
55	Cam Phillips from Jerod Evans vs East Carolina	Sept. 24

Punt Return		
87	Greg Stroman vs East Carolina	Sept. 24

Kick Return		
34	Greg Stroman vs Tennessee	Sept. 10

Interception Return		
15	Terrell Edmunds vs Liberty	Sept. 3

Fumble Return		
9	Andrew Motuapuaka vs Boston College	Sept. 17
9	Woody Baron vs North Carolina	Oct. 8

Field Goal Return		
20	Adonis Alexander vs East Carolina	Sept. 24

Punt		
58	Mitchell Ludwig vs North Carolina	Oct. 8

Field Goal		
35	Joey Slye vs North Carolina	Oct. 8

2016 VIRGINIA TECH SCORING DRIVES

Qtr.	Opp.	Scoring Play	Plays-Yds.-TOP
1	Liberty	Phillips, C 23 Pass From Evans, J (Slye, Joey)	2-24-0:33
2	Liberty	FG Slye, Joey 34	10-54-3:27
2	Liberty	Ford, I 5 Pass From Evans, J (Slye, Joey)	9-63-2:50
2	Liberty	Hodges, B 18 Pass From Evans, J (Slye, Joey)	8-70-2:16
3	Liberty	Team Safety	-
3	Liberty	Hodges, B 20 Pass From Evans, J (Slye, Joey)	7-50-2:40
4	Liberty	FG Slye, Joey 34	17-80-6:36
1	Tennessee	Rogers, S 7 Pass From Evans, J (Slye, Joey)	8-62-3:11
1	Tennessee	McMillian, T 69 Rush (Slye, Joey)	2-77-0:47
3	Tennessee	FG Slye, Joey 26	7-42-3:16
4	Tennessee	McKenzie, S 2 Rush (Slye, Joey)	10-79-3:00
1	Boston College	McMillian, T 15 Pass From Evans, J (Slye, Joey)	8-58-2:37
1	Boston College	Ford, I 8 Pass From Evans, J (Slye, Joey)	7-55-3:21
2	Boston College	Ford, I 30 Pass From Evans, J (Slye, Joey)	1-30-0:07
3	Boston College	Cunningham, C 7 Pass From Evans, J (Slye, Joey)	6-77-2:16
3	Boston College	Rogers, S 4 Pass From Evans, J (Slye, Joey)	7-42-2:57
3	Boston College	McMillian, T 7 Rush (Slye, Joey)	6-80-2:34
4	Boston College	Motley, B 26 Rush (Slye, Joey)	10-82-4:17
1	East Carolina	Stroman, G 87 Punt Return (Slye, Joey)	-
1	East Carolina	Williams, M 6 Rush (Slye, Joey)	6-66-2:13
2	East Carolina	Ford, I 24 Pass From Evans, J (Slye, Joey)	6-57-2:06
2	East Carolina	McMillian, T 13 Pass From Evans, J (Slye, Joey)	3-24-1:07
2	East Carolina	FG Slye, Joey 20	5-52-2:21
2	East Carolina	Phillips, C 55 Pass From Evans, J (Slye, Joey)	5-70-1:38
3	East Carolina	Team Safety	-
3	East Carolina	Evans, J 55 Rush (Slye, Joey)	1-50-0:17
4	East Carolina	Motley, B 1 Rush (Slye, Joey)	3-15-0:54
1	North Carolina	FG Slye, Joey 35	4-3-0:49
1	North Carolina	FG Slye, Joey 28	9-28-3:47
2	North Carolina	Cunningham, C 1 Pass From Evans, J (Slye, Joey)	6-41-1:55
3	North Carolina	Rogers, S 22 Pass From Evans, J (Slye, Joey)	1-22-0:06
3	North Carolina	Evans, J 1 Rush (Slye, Joey)	4-4-1:48
4	North Carolina	McMillian, T 4 Rush (Slye, Joey)	4-29-2:01
Totals			182-1486-67:47
Average Scoring Drive			6.1 plays-49.5 yds.

VIRGINIA TECH SCORING

33 Total Scores (9 Run, 15 Pass, 6 FG, 1 S.T., 2 Safety, 0 Defense)
9 First Quarter Scores (2 Run, 4 Pass, 2 FG, 1 S.T., 0 Safety, 0 Defense)
9 Second Quarter Scores (0 Run, 7 Pass, 2 FG, 0 S.T., 0 Safety, 0 Defense)
10 Third Quarter Scores (3 Run, 4 Pass, 1 FG, 2 S.T., 2 Safety, 0 Defense)
5 Fourth Quarter Scores (4 Run, 0 Pass, 1 FG, 0 S.T., 0 Safety, 0 Defense)
0 Overtime Scores (0 Run, 0 Pass, 0 FG, 0 S.T., 0 Safety, 0 Defense)

Most plays in a scoring drive: 17 plays - vs. Liberty (17-80-6:36 FG)
Longest scoring drive: 82 yards - vs. Boston College (10-82-4:17 TD)
Longest TOP scoring drive: 6:36 - vs. Liberty (17-80-6:36 FG)
Average TOP on offensive scoring drives: 2:15

OPPONENTS

Most plays in a scoring drive: 11 plays - vs. East Carolina (11-65-5:49 FG)
Longest scoring drive: 65 yards - vs. East Carolina (11-65-5:49 FG)
Longest TOP scoring drive: 5:49 - vs. East Carolina (11-65-5:49 FG)
Average TOP on offensive scoring drives: 1:43

TEAM GAME-BY-GAME
VIRGINIA TECH

DATE	OPPONENT	RUSHING				REVEIVING				PASSING				KICK RETURN				PUNT RETURN				TOT
		NO.	YDS	TD	LG	NO.	YDS	TD	LG	CMP-ATT-INT	YDS	TD	LG	NO	YDS	TD	LG	NO	YDS	TD	LG	OFF
Sep 03	Liberty	48	206	0	37	25	252	4	25	25-41-0	252	4	25	2	61	0	33	5	16	0	19	458
Sep 10	vs. Tennessee	45	186	2	69	20	214	1	30	20-28-0	214	1	30	5	106	0	34	1	-2	0	0	400
Sep 17	Boston College	50	223	2	26	16	253	5	47	16-27-1	253	5	47	1	21	0	21	9	84	0	29	476
Sep 24	East Carolina	45	167	3	55	15	295	3	55	15-23-0	295	3	55	3	61	0	26	3	95	1	87	462
Oct 08	at North Carolina	66	189	2	15	7	75	2	28	7-17-0	75	2	28	1	26	0	26	1	-1	0	0	264
Oct 15	at Syracuse																					
Oct 20	Miami																					
Oct 27	at Pittsburgh																					
Nov 05	at Duke																					
Nov 12	Georgia Tech																					
Nov 19	at Notre Dame																					
Nov 26	Virginia																					
Dec 03	Atantic vs. Costal																					
	Totals	254	971	9	69	83	1083	15	55	83-136-1	1083	15	55	12	275	0	34	19	192	1	87	2054
	Opponent	173	527	4	40	58	661	5	75	58-142-7	661	5	75	7	146	0	31	5	10	0	14	1188

GAMES: 5
AVG/RUSH: 3.8
AVG/CATCH: 13.0
PASS EFFIC: 162.85
KR AVG: 22.9
PR AVG: 10.1
ALL PURPOSE AVG/GAME: 509.8
TOTAL OFFENSE AVG/GM: 410.8

DATE	OPPONENT	TACKLES				SACKS	FUMBLE		PASS DEFENSE			BLKD	PAT ATTEMPTS			SAF	PTS
		SOLO	AST	TOTAL	TFL-YDS	NO-YDS	FF	FR-YDS	INT-YDS	QBH	BRK	KICK	KICK	RUN	RCV		
Sep 03	Liberty	28	26	54	2.0-7	1.0-6	0	1-0	3-15	5	5	0	4-4	0	0	1	36
Sep 10	vs. Tennessee	33	36	69	7.0-29	2.0-10	0	0-0	1-3	0	3	0	3-3	0	0	0	24
Sep 17	Boston College	17	40	57	8.0-18	0.0-0	1	1-9	1-0	8	6	0	7-7	0	0	0	49
Sep 24	East Carolina	28	48	76	16.0-63	6.0-40	0	1-0	0-0	6	4	2	7-7	0	0	1	54
Oct 08	at North Carolina	30	20	50	10.0-38	2.0-12	1	2-9	2-0	2	7	0	4-4	0	0	0	34
Oct 15	at Syracuse																
Oct 20	Miami																
Oct 27	at Pittsburgh																
Nov 05	at Duke																
Nov 12	Georgia Tech																
Nov 19	at Notre Dame																
Nov 26	Virginia																
Dec 03	Atantic vs. Costal																
	Totals	136	170	306	43.0-155	11.0-68	2	5-18	7-18	21	25	2	25-25	0	0	2	197
	Opponent	185	256	441	28.0-108	7.0-55	6	11-71	1-19	16	11	0	10-9	0	0	0	78

DATE	OPPONENT	PUNTING								FIELD GOALS				KICKOFFS				
		NO	YDS	AVG	LG	BLKD	TB	FC	50+	I20	ATT-MADE	LG	BLKD	NO	YDS	AVG	TB	OB
Sep 03	Liberty	5	195	39.0	52	0	0	2	1	1	3-2	34	0	7	455	65.0	7	0
Sep 10	vs. Tennessee	5	172	34.4	43	0	0	2	0	1	2-1	26	0	5	325	65.0	5	0
Sep 17	Boston College	6	220	36.7	45	0	0	4	0	4	0-0	0	0	8	534	66.8	6	0
Sep 24	East Carolina	6	272	45.3	57	0	0	2	1	3	1-1	20	0	9	585	65.0	6	0
Oct 08	at North Carolina	5	188	37.6	58	0	1	0	1	1	2-2	35	0	7	455	65.0	5	0
Oct 15	at Syracuse																	
Oct 20	Miami																	
Oct 27	at Pittsburgh																	
Nov 05	at Duke																	
Nov 12	Georgia Tech																	
Nov 19	at Notre Dame																	
Nov 26	Virginia																	
Dec 03	Atantic vs. Costal																	
	Totals	27	1047	38.8	58	0	1	10	3	10	8-6	35	0	36	2354	65.4	29	0
	Opponent	39	1616	41.4	62	1	3	7	7	4	5-3	34	1	20	1279	64.0	7	1

TEAM GAME-BY-GAME
OPPONENTS

DATE	OPPONENT	RUSHING				REVEIVING				PASSING				KICK RETURN				PUNT RETURN				TOT
		NO.	YDS	TD	LG	NO.	YDS	TD	LG	CMP-ATT-INT	YDS	TD	LG	NO	YDS	TD	LG	NO	YDS	TD	LG	OFF
Sep 03	Liberty	35	90	1	12	9	70	0	15	9-27-3	70	0	15	0	0	0	0	1	-2	0	0	160
Sep 10	vs. Tennessee	46	239	3	40	10	91	3	38	10-19-1	91	3	38	0	0	0	0	2	16	0	14	330
Sep 17	Boston College	28	44	0	9	9	80	0	22	9-29-1	80	0	22	2	46	0	31	0	0	0	0	124
Sep 24	East Carolina	35	81	0	25	17	362	2	75	17-34-0	362	2	75	3	61	0	25	2	-4	0	0	443
Oct 08	at North Carolina	29	73	0	23	13	58	0	12	13-33-2	58	0	12	2	39	0	21	0	0	0	0	131
Oct 15	at Syracuse																					
Oct 20	Miami																					
Oct 27	at Pittsburgh																					
Nov 05	at Duke																					
Nov 12	Georgia Tech																					
Nov 19	at Notre Dame																					
Nov 26	Virginia																					
Dec 03	Atlantic vs. Costal																					
	Opponent totals	173	527	4	40	58	661	5	75	58-142-7	661	5	75	7	146	0	31	5	10	0	14	1188
	Virginia Tech	254	971	9	69	83	1083	15	55	83-136-1	1083	15	55	12	275	0	34	19	192	1	87	2054

GAMES: 5
AVG/RUSH: 3.0
AVG/CATCH: 11.4
PASS EFFIC: 81.71
KR AVG: 20.9
PR AVG: 2.0
ALL PURPOSE AVG/GAME: 272.6
TOTAL OFFENSE AVG/GM: 237.6

DATE	OPPONENT	TACKLES				SACKS	FUMBLE		PASS DEFENSE			BLKD	PAT ATTEMPTS			SAF	PTS
		SOLO	AST	TOTAL	TFL-YDS	NO-YDS	FF	FR-YDS	INT-YDS	QBH	BRK	KICK	KICK	RUN	RCV		
Sep 03	Liberty	48	44	92	3.0-15	1.0-11	3	4-71	0-0	10	3	0	2-1	0	0	0	13
Sep 10	vs. Tennessee	50	30	80	8.0-25	3.0-15	2	5-0	0-0	2	2	0	6-6	0	0	0	45
Sep 17	Boston College	33	62	95	5.0-21	1.0-10	0	0-0	1-19	2	1	0	0-0	0	0	0	0
Sep 24	East Carolina	24	56	80	6.0-13	0.0-0	0	0-0	0-0	0	0	0	2-2	0	0	0	17
Oct 08	at North Carolina	31	62	93	6.0-34	2.0-19	1	2-0	0-0	2	5	0	0-0	0	0	0	3
Oct 15	at Syracuse																
Oct 20	Miami																
Oct 27	at Pittsburgh																
Nov 05	at Duke																
Nov 12	Georgia Tech																
Nov 19	at Notre Dame																
Nov 26	Virginia																
Dec 03	Atlantic vs. Costal																
	Opponent totals	185	256	441	28.0-108	7.0-55	6	11-71	1-19	16	11	0	10-9	0	0	0	78
	Virginia Tech	136	170	306	43.0-155	11.0-68	2	5-18	7-18	21	25	2	25-25	0	0	2	197

DATE	OPPONENT	PUNTING									FIELD GOALS			KICKOFFS				
		NO	YDS	AVG	LG	BLKD	TB	FC	50+	I20	ATT-MADE	LG	BLKD	NO	YDS	AVG	TB	OB
Sep 03	Liberty	8	320	40.0	52	0	0	1	1	1	0-0	0	0	4	263	65.8	1	1
Sep 10	vs. Tennessee	6	255	42.5	53	0	1	3	1	2	2-1	34	0	8	516	64.5	3	0
Sep 17	Boston College	13	537	41.3	51	0	1	1	1	0	0-0	0	0	1	63	63.0	0	0
Sep 24	East Carolina	6	230	38.3	62	1	0	1	2	1	2-1	27	1	5	311	62.2	2	0
Oct 08	at North Carolina	6	274	45.7	53	0	1	1	2	0	1-1	28	0	2	126	63.0	1	0
Oct 15	at Syracuse																	
Oct 20	Miami																	
Oct 27	at Pittsburgh																	
Nov 05	at Duke																	
Nov 12	Georgia Tech																	
Nov 19	at Notre Dame																	
Nov 26	Virginia																	
Dec 03	Atlantic vs. Coastal																	
	Opponent totals	39	1616	41.4	62	1	3	7	7	4	5-3	34	1	20	1279	64.0	7	1
	Virginia Tech	27	1047	38.8	58	0	1	10	3	10	8-6	35	0	36	2354	65.4	29	0

STATS / BOX SCORES / SPECIALTY STATS / PLAYER PAGES / VIRGINIA TECH / TEAM NOTES / COACH FUENTE

OFFENSE GAME-BY-GAME

RUSHING	NO-YDS/TD	LIBERTY	TENN.	BC	ECU	UNC	SYRACUSE	MIAMI	PITT	DUKE	GT	ND	VA	ACC CHAMP
McMillian, T RB	65-288/3	13-39/0	14-127/1	12-36/1	9-10/0	17-76/1								
Evans, J QB	61-258/2	5-46/0	16-18/0	9-48/0	10-97/1	21-49/1								
Williams, M RB	28-119/1	DNP	DNP	15-81/0	3-8/1	10-30/0								
Rogers, S RB	24-88/0	7-23/0	4-20/0	3-15/0	9-29/0	1-1/0								
McKenzie, S RB	20-76/1	4-22/0	5-21/1	2--3/0	4-11/0	5-25/0								
Motley, B QB	8-68/2	1-5/0	DNP	2-37/1	5-26/1	-								
Phillips, C WR	9-36/0	5-14/0	-	-	-	4-22/0								
Carroll, C.J. WR	4-33/0	2-24/0	1--1/0	-	-	1-10/0								
McClease, D RB	8-27/0	8-27/0	DNP	DNP	DNP	DNP								
Hodges, B TE	5-26/0	1-4/0	4-22/0	-	-	-								
Reid, D.J. RB	3-11/0	-	-	3-11/0	DNP	DNP								
Murphy, H WR	1-3/0	1-3/0	DNP	-	-	-								
Ford, I WR	1-1/0	-	-	-	1-1/0	-								
Click, J QB	2-1/0	DNP	DNP	2-1/0	DNP	DNP								
Ludwig, M	1--11/0	-	-	-	-	1--11/0								
TEAM	14--53/0	1--1/0	1--21/0	2--3/0	4--15/0	6--13/0								

RECEIVING	NO-YDS/TD	LIBERTY	TENN.	BC	ECU	UNC	SYRACUSE	MIAMI	PITT	DUKE	GT	ND	VA	ACC CHAMP
Ford, I WR	24-376/4	11-117/1	5-51/0	4-91/2	4-117/1	-								
Phillips, C WR	17-258/2	5-53/1	7-77/0	2-53/0	1-55/1	2-20/0								
Hodges, B TE	13-178/2	3-42/2	3-13/0	4-48/0	2-47/0	1-28/0								
Rogers, S RB	6-85/3	-	3-47/1	1-4/1	1-12/0	1-22/1								
Carroll, C.J. WR	4-48/0	2-9/0	-	2-39/0	-	-								
McMillian, T RB	6-31/2	-	1-3/0	2-11/1	1-13/1	2-4/0								
McKenzie, S RB	3-28/0	2-11/0	1-17/0	-	-	-								
Bradshaw, J WR	3-25/0	-	-	-	3-25/0	-								
Cunningham, C TE	3-21/2	-	-	1-7/1	1-13/0	1-1/1								
Wilson, D WR	2-13/0	1-8/0	-	-	1-5/0	DNP								
Murphy, H WR	1-12/0	1-12/0	DNP	-	-	-								
Deablo, D WR	1-8/0	-	-	-	1-8/0	-								

PASSING

#4 EVANS, J	ATT	COMP	INT	PCT	YARDS	TD	LONG	SACK	YDS	EFFIC
Liberty	32	20	0	62.5	221	4	25	1	11	161.8
Tennessee	28	20	0	71.4	208	1	30	3	15	145.6
Boston College	23	16	1	69.6	253	5	47	1	10	225.0
East Carolina	20	13	0	65.0	282	3	55	0	0	232.9
North Carolina	17	7	0	41.2	75	2	28	2	19	117.1
TOTALS	120	76	1	63.3	1039	15	55	7	55	175.6

#9 MOTLEY, B	ATT	COMP	INT	PCT	YARDS	TD	LONG	SACK	YDS	EFFIC
Liberty	9	5	0	55.6	31	0	12	0	0	84.5
Boston College	3	0	0	0.0	0	0	0	0	0	0.0
East Carolina	2	2	0	100.0	13	0	8	0	0	154.6
TOTALS	14	7	0	50.0	44	0	12	0	0	76.4

#1 FORD, I	ATT	COMP	INT	PCT	YARDS	TD	LONG	SACK	YDS	EFFIC
East Carolina	1	0	0	0.0	0	0	0	0	0	0.0
TOTALS	1	0	0	0.0	0	0	0	0	0	0.0

#11 CLICK, J	ATT	COMP	INT	PCT	YARDS	TD	LONG	SACK	YDS	EFFIC
Boston College	1	0	0	0.0	0	0	0	0	0	0.0
TOTALS	1	0	0	0.0	0	0	0	0	0	0.0

DEFENSE GAME-BY-GAME

TACKLES	UA-A	TOT	LIBERTY	TENN.	BC	ECU	UNC	SYRACUSE	MIAMI	PITT	DUKE	GT	ND	VA	ACC CHAMP
Motuapuaka, A LB	22-27	49	2-5	9-6	2-5	2-6	7-5								
Clark, C DB	17-17	34	4-3	6-3	1-3	3-8	3-0								
Edmunds, Te	13-15	28	3-2	3-4	1-3	4-4	2-2								
Edmunds, Tr LB	11-17	28	3-0	0-2	1-6	2-7	5-2								
Ekanem, K DE	8-9	17	3-1	3-2	1-2	1-4	-								
Facyson, B CB	12-4	16	3-0	1-1	3-1	3-1	2-1								
Reynolds, M	6-9	15	1-2	1-2	2-2	0-3	2-0								
Baron, W DT	7-7	14	1-4	1-2	2-0	1-0	2-1								
Mihota, V DL	5-8	13	1-3	1-0	0-2	1-0	2-3								
Williams, N DT	6-4	10	2-1	2-2	-	2-0	0-1								
Alexander, A CB	5-5	10	DNP	1-1	2-2	2-1	0-1								
Hill, T DE	4-6	10	0-2	1-1	0-2	2-1	1-0								
Settle, T DT	3-5	8	-	2-1	0-1	0-2	1-1								
Walker, R DT	3-5	8	-	0-1	0-3	2-1	1-0								
Shegog, A LB	2-5	7	1-0	0-2	-	1-3	-								
Stroman, G DB	2-4	6	2-0	-	0-2	0-1	0-1								
Huelskamp, S LB	1-3	4	1-1	0-2	-	-	-								
Beckett, T CB	1-3	4	-	0-1	1-2	-	-								
Greene, D	2-1	3	-	2-0	0-1	-	-								
Peoples, S	0-2	2	-	-	-	0-2	-								
Quillen, J DB	1-1	2	-	DNP	0-1	DNP	1-0								
Newsome, D	0-2	2	-	0-1	0-1	-	DNP								
Williams, C CB	1-1	2	-	-	1-1	-	-								
Phillips, C	0-2	2	-	-	-	0-1	0-1								
Taylor, J DE	0-2	2	0-1	0-1	DNP	DNP	DNP								
Gaines, H DE	0-2	2	DNP	DNP	-	0-1	0-1								
Moss, J LB	1-0	1	1-0	DNP	DNP	DNP	DNP								
Galante, J CB	0-1	1	0-1	-	-	-	-								
Floyd, R DB	0-1	1	-	-	-	0-1	-								
Deablo, D	1-0	1	-	-	-	-	1-0								
Ludwig, M	0-1	1	-	0-1	-	-	-								
Dooley, S DE	1-0	1	-	DNP	-	1-0	-								
Carpenter, A	1-0	1	DNP	DNP	DNP	1-0	DNP								
Sobczak, S DT	0-1	1	-	DNP	-	0-1	-								

SACKS	UA-A	TOT	LIBERTY	TENN.	BC	ECU	UNC	SYRACUSE	MIAMI	PITT	DUKE	GT	ND	VA	ACC CHAMP
Ekanem, K DE	3-3	4.5	1.0-6	1.5-9	-	2.0-13	-								
Edmunds, Tr LB	2-1	2.5	-	-	-	1.5-8	1.0-6								
Motuapuaka, A LB	0-2	1.0	-	-	-	0.5-2	0.5-3								
Williams, N DT	0-1	0.5	-	0.5-1	-	-	-								
Shegog, A LB	0-1	0.5	-	-	-	0.5-1	-								
Gaines, H DE	0-1	0.5	DNP	DNP	-	0.5-1	-								
Floyd, R DB	0-1	0.5	-	-	-	0.5-7	-								
Phillips, C	0-1	0.5	-	-	-	0.5-8	-								
Baron, W DT	0-1	0.5	-	-	-	-	0.5-3								

DEFENSE GAME-BY-GAME

TACKLES FOR LOSS	UA-A	TOT	LIBERTY	TENN.	BC	ECU	UNC	SYRACUSE	MIAMI	PITT	DUKE	GT	ND	VA	ACC CHAMP
Edmunds, Tr LB	4-7	7.5	1.0-1	0.5-2	2.5-5	2.0-9	1.5-6								
Ekanem, K DE	3-5	5.5	1.0-6	1.5-9	1.0-1	2.0-13	-								
Walker, R DT	2-2	3.0	-	-	0.5-2	2.5-5	-								
Motuapuaka, A LB	2-2	3.0	-	1.0-5	-	0.5-2	1.5-4								
Baron, W DT	2-2	3.0	-	0.5-3	1.0-3	1.0-2	0.5-3								
Mihota, V DL	1-3	2.5	-	-	0.5-1	-	2.0-3								
Hill, T DE	2-1	2.5	-	-	0.5-2	2.0-4	-								
Settle, T DT	1-3	2.5	-	1.5-4	-	0.5-1	0.5-1								
Reynolds, M	2-1	2.5	-	1.0-4	0.5-2	-	1.0-1								
Williams, N DT	1-2	2.0	-	0.5-1	-	1.0-3	0.5-0								
Shegog, A LB	1-1	1.5	-	-	-	1.5-4	-								
Facyson, B CB	1-1	1.5	-	-	1.0-2	-	0.5-9								
Phillips, C	0-2	1.0	-	-	-	0.5-8	0.5-9								
Alexander, A CB	0-2	1.0	DNP	-	0.5-0	-	0.5-1								
Dooley, S DE	1-0	1.0	-	DNP	-	1.0-3	-								
Clark, C DB	1-0	1.0	-	-	-	-	1.0-1								
Edmunds, Te	0-1	0.5	-	-	-	0.5-1	-								
Gaines, H DE	0-1	0.5	DNP	DNP	-	0.5-1	-								
Floyd, R DB	0-1	0.5	-	-	-	0.5-7	-								
Taylor, J DE	0-1	0.5	-	0.5-1	DNP	DNP	DNP								

RETURNS GAME-BY-GAME

PUNT RETURNS	NO-YDS	LIBERTY	TENN.	BC	ECU	UNC	SYRACUSE	MIAMI	PITT	DUKE	GT	ND	VA	ACC CHAMP
Stroman, G	13-165	3-22	-	7-50	2-94	1--1								
Carroll, C.J.	3-36	1-2	-	2-34	-	-								
Phillips, C	1-1	-	-	-	1-1	-								
TEAM	1--2	-	1--2	-	-	-								
Williams, C	1--8	1--8	-	-	-	-								

KICK RETURNS	NO-YDS	LIBERTY	TENN.	BC	ECU	UNC	SYRACUSE	MIAMI	PITT	DUKE	GT	ND	VA	ACC CHAMP
Stroman, G	12-275	2-61	5-106	1-21	3-61	1-26								

INT. RETURNS	NO-YDS	LIBERTY	TENN.	BC	ECU	UNC	SYRACUSE	MIAMI	PITT	DUKE	GT	ND	VA	ACC CHAMP
Stroman, G	3-0	2-0	-	-	-	1-0								
Alexander, A	1-0	DNP	-	1-0	-	-								
Motuapuaka, A	1-0	-	-	-	-	1-0								
Reynolds, M	1-3	-	1-3	-	-	-								
Edmunds, Te	1-15	1-15	-	-	-	-								

FUMBLE RETURNS	NO-YDS	LIBERTY	TENN.	BC	ECU	UNC	SYRACUSE	MIAMI	PITT	DUKE	GT	ND	VA	ACC CHAMP
Motuapuaka, A	1-9	-	-	1-9	-	-								
Baron, W	1-9	-	-	-	-	1-9								

GAMES PLAYED

NO.	NAME	GP/GS	LIBERTY	TENN.	BC	ECU	UNC	SYRACUSE	MIAMI	PITT	DUKE	GT	ND	VA	ACC CHAMP
36	Alexander, A	4/-	...	XXX	XXX	XXX	XXX								
35	Banks, E	2/-	XXX	XXX								
60	Baron, W	5/5	START	START	START	START	START								
14	Beckett, T	5/-	XXX	XXX	XXX	XXX	XXX								
15	Bradshaw, J	5/-	XXX	XXX	XXX	XXX	XXX								
82	Burke, X	5/-	XXX	XXX	XXX	XXX	XXX								
8H	Bynum, W	5/-	XXX	XXX	XXX	XXX	XXX								
38	Carpenter, A	1/-	XXX	...								
86	Carroll, C.J.	5/-	XXX	XXX	XXX	XXX	XXX								
61	Chung, K	3/2	...	START	START	XXX	...								
19	Clark, C	5/5	START	START	START	START	START								
1Q	Click, J	1/-	XXX								
72	Conte, A	5/5	START	START	START	START	START								
85	Cunningham, C	5/-	XXX	XXX	XXX	XXX	XXX								
88	Deablo, D	5/-	XXX	XXX	XXX	XXX	XXX								
43	Doolley, S	4/-	XXX	...	XXX	XXX	XXX								
13	Durkin, C	3/-	XXX	...	XXX	...	XXX								
22	Edmunds, Te	5/5	START	START	START	START	START								
49	Edmunds, Tr	5/5	START	START	START	START	START								
40	Ekanem, K	5/5	START	START	START	START	START								
4	Evans, J	5/5	START	START	START	START	START								
31	Facyson, B	5/5	START	START	START	START	START								
21	Floyd, R	5/-	XXX	XXX	XXX	XXX	XXX								
1	Ford, I	5/5	START	START	START	START	START								
11	Gaines, H	3/-	XXX	XXX	XXX								
37	Galante, J	5/-	XXX	XXX	XXX	XXX	XXX								
64	Gallo, E	4/3	START	...	XXX	START	START								
23	Greene, D	5/-	XXX	XXX	XXX	XXX	XXX								
94	Hill, T	5/-	XXX	XXX	XXX	XXX	XXX								
7	Hodges, B	5/5	START	START	START	START	START								
56	Huelskamp, S	5/-	XXX	XXX	XXX	XXX	XXX								
83	Kumah, E	4/-	XXX	...	XXX	XXX	XXX								
90	Ludwig, M	5/-	XXX	XXX	XXX	XXX	XXX								
33	McCleese, D	1/-	XXX								
28	McKenzie, S	5/-	XXX	XXX	XXX	XXX	XXX								
71	McLaughlin, J	5/5	START	START	START	START	START								
34	McMillian, T	5/3	XXX	START	START	START	XXX								
99	Mihota, V	5/5	START	START	START	START	START								
66	Mitchell, B	2/-	XXX	XXX	...								
95	Moon, C	1/-	XXX	...								
50	Moss, J	1/-	XXX								
9	Motley, B	4/-	XXX	...	XXX	XXX	XXX								
54	Motuapuaka, A	5/5	START	START	START	START	START								
12	Murphy, H	4/-	XXX	...	XXX	XXX	XXX								
20	Newsome, D	4/-	XXX	XXX	XXX	XXX	...								
69	Nijman, Y	5/5	START	START	START	START	START								
67	Osterloh, P	1/-	XXX								
27	Payne, S	2/-	XXX	...	XXX								
25	Peoples, S	5/3	START	XXX	XXX	START	START								
58	Pettit, C	5/2	START	START	XXX	XXX	XXX								
74	Pfaff, B	5/-	XXX	XXX	XXX	XXX	XXX								
5	Phillips, C	5/5	START	START	START	START	START								
62	Plantin, D	1/-	XXX								
26	Quillen, J	3/-	XXX	...	XXX	...	XXX								
48	Reid, D.J.	3/-	XXX	XXX	XXX								
6	Reynolds, M	5/5	START	START	START	START	START								
45	Rogers, S	5/4	START	START	START	START	START								
97	Settle, T	5/-	XXX	XXX	XXX	XXX	XXX								
24	Shegog, A	5/-	XXX	XXX	XXX	XXX	XXX								
46	Slye, Joey	5/-	XXX	XXX	XXX	XXX	XXX								
79	Smith, T	5/-	XXX	XXX	XXX	XXX	XXX								
91	Sobczak, S	4/-	XXX	...	XXX	XXX	XXX								
3	Stroman, G	5/5	START	START	START	START	START								
87	Taylor, C	5/-	XXX	XXX	XXX	XXX	XXX								
96	Taylor, J	2/-	XXX	XXX								
57	Teller, W	5/3	XXX	XXX	START	START	START								
98	Walker, R	5/-	XXX	XXX	XXX	XXX	XXX								
2D	Williams, C	5/-	XXX	XXX	XXX	XXX	XXX								
42	Williams, M	3/-	XXX	XXX	XXX								
8	Williams, N	5/5	START	START	START	START	START								
89	Wilson, D	4/-	XXX	XXX	XXX	XXX	...								

BY-QUARTER STATISTIC
3RD-DOWN CONVERSIONS

DATE	OPPONENT		SCORE	OVERALL	1ST QTR	2ND QTR	3RD QTR	4TH QTR	OT QTR
Sep 03	Liberty	W	36-13	10-20 50.0%	1-3 33.3%	3-7 42.9%	2-4 50.0%	4-6 66.7%	
Sep 10	vs. Tennessee	L	24-45	6-13 46.2%	4-5 80.0%	0-3 0.0%	0-3 0.0%	2-2 100.0%	
Sep 17	Boston College	W	49-0	7-14 50.0%	2-4 50.0%	0-3 0.0%	1-2 50.0%	4-5 80.0%	
Sep 24	East Carolina	W	54-17	5-14 35.7%	1-4 25.0%	1-2 50.0%	2-5 40.0%	1-3 33.3%	
Oct 08	at North Carolina	W	34-3	8-20 40.0%	1-6 16.7%	3-5 60.0%	1-4 25.0%	3-5 60.0%	
Oct 15	at Syracuse								
Oct 20	Miami								
Oct 27	at Pittsburgh								
Nov 05	at Duke								
Nov 12	Georgia Tech								
Nov 19	at Notre Dame								
Nov 26	Virginia								
Dec 03	Atlantic vs. Costal								
	Virginia Tech			36-81 44.4%	9-22 40.9%	7-20 35.0%	6-18 33.3%	14-21 66.7%	0-0 0.0%
	Opponents			14-73 19.2%	1-19 5.3%	5-21 23.8%	6-22 27.3%	2-11 18.2%	0-0 0.0%

4TH-DOWN CONVERSIONS

DATE	OPPONENT		SCORE	OVERALL	1ST QTR	2ND QTR	3RD QTR	4TH QTR	OT QTR
Sep 03	Liberty	W	36-13	1-1 100.0%	0-0 0.0%	1-1 100.0%	0-0 0.0%	0-0 0.0%	
Sep 10	vs. Tennessee	L	24-45	0-0 0.0%	0-0 0.0%	0-0 0.0%	0-0 0.0%	0-0 0.0%	
Sep 17	Boston College	W	49-0	1-1 100.0%	0-0 0.0%	0-0 0.0%	1-1 100.0%	0-0 0.0%	
Sep 24	East Carolina	W	54-17	0-2 0.0%	0-0 0.0%	0-0 0.0%	0-1 0.0%	0-1 0.0%	
Oct 08	at North Carolina	W	34-3	1-2 50.0%	0-0 0.0%	0-0 0.0%	1-2 50.0%	0-0 0.0%	
Oct 15	at Syracuse								
Oct 20	Miami								
Oct 27	at Pittsburgh								
Nov 05	at Duke								
Nov 12	Georgia Tech								
Nov 19	at Notre Dame								
Nov 26	Virginia								
Dec 03	Atlantic vs. Costal								
	Virginia Tech			3-6 50.0%	0-0 0.0%	1-1 100.0%	2-4 50.0%	0-1 0.0%	0-0 0.0%
	Opponents			1-9 11.1%	1-3 33.3%	0-1 0.0%	0-4 0.0%	0-1 0.0%	0-0 0.0%

TIME OF POSSESSION

DATE	OPPONENT		SCORE	OVERALL	1ST QTR	2ND QTR	3RD QTR	4TH QTR
Sep 03	Liberty	W	36-13	33:42	5:50	9:10	7:19	11:23
Sep 10	vs. Tennessee	L	24-45	31:44	10:53	7:32	6:01	7:18
Sep 17	Boston College	W	49-0	35:15	8:27	7:46	7:58	11:04
Sep 24	East Carolina	W	54-17	30:03	6:36	7:12	9:02	7:13
Oct 08	at North Carolina	W	34-3	39:59	9:05	9:47	7:41	13:26
Oct 15	at Syracuse							
Oct 20	Miami							
Oct 27	at Pittsburgh							
Nov 05	at Duke							
Nov 12	Georgia Tech							
Nov 19	at Notre Dame							
Nov 26	Virginia							
Dec 03	Atlantic vs. Costal							
	Virginia Tech	Total		170:43	40:51	41:27	38:01	50:24
		Avg.		34:08	8:10	8:17	7:36	10:04
	Opponents	Total		129:17	34:09	33:33	36:59	24:36
		Avg.		25:51	6:49	6:42	7:23	4:55

NCAA Statistics

Virginia Tech - 2016-17 Football Ranking Summary thru games 10/08/2016

Statistic	National Rank	Conference Rank	Value	National Leader	Value	Conference Leader	Value
3rd Down Conversion Pct (128 ranked)	39	5	0.444	Toledo	0.568	Louisville	0.485
3rd Down Conversion Pct Defense (128 ranked)	2	1	0.192	Michigan	0.122	Virginia Tech	0.192
4th Down Conversion Pct (126 ranked)	69	9	0.500	South Fla. Ole Miss	1.000 1.000	Pittsburgh	0.714
4th Down Conversion Pct Defense (124 ranked)	4	2	0.111	South Ala. Duke La.-Monroe	0.000 0.000 0.000	Duke	0.000
Blocked Kicks (25 ranked)	7	1	2	Oklahoma St. Texas	4 4	6 teams tied	2
Blocked Kicks Allowed (127 ranked)	1	1	0	67 teams tied	0	4 teams tied	0
Blocked Punts (8 ranked)	8	2	1	7 teams tied	2	Miami (FL)	2
Blocked Punts Allowed (126 ranked)	1	1	0	97 teams tied	0	12 teams tied	0
Completion Percentage (128 ranked)	44	8	0.610	Washington St.	0.738	North Carolina St.	0.703
Defensive TDs (12 ranked)				Alabama	7	4 teams tied	2
Fewest Penalties (128 ranked)	25	3	28	Navy	11	Georgia Tech	19
Fewest Penalties Per Game (128 ranked)	46	5	5.60	Navy	2.20	Georgia Tech	3.17
Fewest Penalty Yards (128 ranked)	29	4	246	Navy	96	Georgia Tech	195
Fewest Penalty Yards Per Game (128 ranked)	41	5	49.20	Navy	19.20	Georgia Tech	32.50
First Downs Defense (128 ranked)	1	1	57	Virginia Tech	57	Virginia Tech	57
First Downs Offense (128 ranked)	90	12	106	Texas Tech	167	Florida St.	161
Fumbles Lost (128 ranked)	128	14	11	New Mexico St. Western Mich. Washington St.	0 0 0	Miami (FL)	1
Fumbles Recovered (118 ranked)	25	4	5	Washington	12	Pittsburgh	7
Kickoff Return Defense (128 ranked)	61	8	20.86	Memphis	14.00	Clemson	15.44
Kickoff Returns (128 ranked)	44	8	22.92	Air Force	37.14	Pittsburgh	28.29
Net Punting (128 ranked)	63	8	37.67	Utah	48.12	North Carolina St.	42.79
Passes Had Intercepted (128 ranked)	2	1	1	Western Mich.	0	North Carolina St. Virginia Tech	1 1
Passes Intercepted (121 ranked)	17	2	7	SMU	13	Clemson	9
Passing Offense (128 ranked)	81	10	217.8	Texas Tech	544.0	Louisville	350.0
Passing Yards Allowed (128 ranked)	2	1	132.2	Michigan	113.7	Virginia Tech	132.2
Passing Yards per Completion (128 ranked)	49	6	13.12	Air Force	29.50	Louisville	15.77
Punt Return Defense (128 ranked)	15	3	2.00	Auburn	-1.50	North Carolina	0.17
Punt Returns (128 ranked)	42	9	10.11	Syracuse	21.25	Syracuse	21.25
Red Zone Defense (126 ranked)	19	3	0.727	Ohio St.	0.583	Wake Forest	0.632
Red Zone Offense (128 ranked)	50	6	0.880	4 teams tied	1.000	Florida St.	0.933
Rushing Defense (128 ranked)	17	4	105.4	Alabama	69.2	North Carolina St.	91.0
Rushing Offense (128 ranked)	47	7	194.2	New Mexico	354.0	Louisville	309.2
Sacks Allowed (128 ranked)	32	6	1.40	Troy	0.20	Pittsburgh	0.67
Scoring Defense (128 ranked)	10	3	15.6	Michigan	10.3	Miami (FL)	12.8
Scoring Offense (128 ranked)	25	3	39.4	Louisville	58.0	Louisville	58.0
Tackles for Loss Allowed (128 ranked)	56	7	5.60	Ohio St. Missouri	1.80 1.80	Louisville	3.40
Team Passing Efficiency (128 ranked)	11	2	163.22	Washington	208.37	Louisville	164.37
Team Passing Efficiency Defense (128 ranked)	1	1	81.71	Virginia Tech	81.71	Virginia Tech	81.71
Team Sacks (128 ranked)	60	11	2.20	Ohio	4.17	Miami (FL)	3.60
Team Tackles for Loss (128 ranked)	10	3	8.6	Miami (FL)	10.8	Miami (FL)	10.8
Time of Possession (128 ranked)	15	4	34:08	Army West Point	36:12	Florida St.	36:11
Total Defense (128 ranked)	3	1	237.6	Michigan	212.8	Virginia Tech	237.6
Total Offense (128 ranked)	69	9	412.0	Louisville	659.2	Louisville	659.2
Turnover Margin (128 ranked)	57	7	0.00	Washington	2.17	Florida St.	1.17
Turnovers Gained (128 ranked)	22	3	12	Washington Texas A&M	17 17	Clemson	14
Turnovers Lost (128 ranked)	110	11	12	Western Mich.	0	Miami (FL) North Carolina St. Florida St.	5 5 5
Winning Percentage (127 ranked)	18	3	0.800	11 teams tied	1.000	Clemson	1.000

Statistic	Player	National Rank	Conference Rank	Value	National Leader	Value	Conference Leader	Value
All Purpose (199 ranked)	Greg Stroman	165	18	88.00	Donnel Pumphrey, San Diego St.	204.40	Dalvin Cook, Florida St.	188.33
Blocked Kicks (3 ranked)					Trey Hendrickson, Fla. Atlantic Vincent Taylor, Oklahoma St.	3 3		
Combined Kick Returns (200 ranked)	Greg Stroman	13	3	440	Charles Nelson, Oregon	736	Sean Riley, Syracuse	547
Completion Percentage (118 ranked)	Jerod Evans	31	6	0.633	Luke Falk, Washington St.	0.741	Mitch Trubisky, North Carolina	0.702
Completions Per Game (99 ranked)	Jerod Evans	78	10	15.20	Luke Falk, Washington St.	36.60	Eric Dungey, Syracuse	27.33
Field Goal Percentage (102 ranked)	Joey Slye	52	6	0.750	8 players tied	1.000	Mike Weaver, Wake Forest	0.875
Field Goals Per Game (123 ranked)	Joey Slye	47	2	1.20	Zane Gonzalez, Arizona St.	2.67	Ricky Aguayo, Florida St.	2.17
Forced Fumbles (82 ranked)					James Hearn, Louisville	0.80	James Hearn, Louisville	0.80
Fumbles Recovered (48 ranked)	Woody Baron Terrell Edmunds Tremaine Edmunds Der'Woun Greene Andrew Motuapuaka	48 48 48 48 48	5 5 5 5 5	1 1 1 1 1	Keishawn Bierria, Washington	5	4 players tied	2
Interceptions Per Game (141 ranked)	Greg Stroman Adonis Alexander Terrell Edmunds Andrew Motuapuaka Mook Reynolds	8 121 141 141 141	2 12 13 13 13	0.6 0.3 0.2 0.2 0.2	Blace Brown, Troy Malik Hooker, Ohio St.	0.8 0.8	Tarvarus McFadden, Florida St.	0.7
Kickoff Return TDs (1 ranked)					24 players tied	1	4 players tied	1
Kickoff Returns (116 ranked)	Greg Stroman	51	8	22.9	Tim McVey, Air Force	43.4	Quadree Henderson, Pittsburgh	33.1
Passes Defended (62 ranked)	Greg Stroman	8	2	1.6	Najee Murray, Kent St.	2.0	Breon Borders, Duke	1.8
Passing Efficiency (118 ranked)	Jerod Evans	5	1	176.1	Jake Browning, Washington	204.9	Jerod Evans, Virginia Tech	176.1
Passing TDs (112 ranked)	Jerod Evans	9	2	15	Jake Browning, Washington	23	Deshawn Watson, Clemson	18
Passing Yards (130 ranked)	Jerod Evans	77	10	1,045	Patrick Mahomes, Texas Tech	2,274	Eric Dungey, Syracuse	1,886
Passing Yards Per Game (130 ranked)	Jerod Evans	63	9	209.0	Patrick Mahomes, Texas Tech	454.8	Lamar Jackson, Louisville	325.0
Passing Yards per Completion (118 ranked)	Jerod Evans	27	3	13.75	Billy Bahl, Miami (OH)	16.72	Lamar Jackson, Louisville	16.09
Points Responsible For (195 ranked)	Jerod Evans Joey Slye	15 152	3 21	102 43	Lamar Jackson, Louisville	168	Lamar Jackson, Louisville	168
Points Responsible For Per Game (186 ranked)	Jerod Evans Joey Slye	9 129	2 16	20.4 8.6	Lamar Jackson, Louisville	33.6	Lamar Jackson, Louisville	33.6
Punt Return TDs (2 ranked)	Greg Stroman	2	1	1	Nacarius Fant, Western Ky.	2	5 players tied	1
Punt Returns (70 ranked)	Greg Stroman	16	6	12.7	Adoree' Jackson, Southern California	18.7	Jesus Wilson, Florida St.	17.2
Punting (109 ranked)	Mitchell Ludwig	99	11	38.7	Mitch Wishnowsky, Utah	50.5	Nicholas Conte, Virginia	45.2
Receiving TDs (150 ranked)	Isaiah Ford Sam Rogers Chris Cunningham Bucky Hodges Travon McMillian Cam Phillips	44 83 150 150 150 150	4 9 20 20 20 20	4 3 2 2 2 2	John Ross, Washington	9	Deon Cain, Clemson Stacy Coley, Miami (FL) Amba Etta-Tawo, Syracuse	6 6 6
Receiving Yards (199 ranked)	Isaiah Ford Cam Phillips	75 196	7 27	376 258	Amba Etta-Tawo, Syracuse	876	Amba Etta-Tawo, Syracuse	876
Receiving Yards Per Game (200 ranked)	Isaiah Ford Cam Phillips	58 161	4 19	75.2 51.6	Amba Etta-Tawo, Syracuse	146.0	Amba Etta-Tawo, Syracuse	146.0
Receptions Per Game (196 ranked)	Isaiah Ford Cam Phillips	76 196	8 21	4.8 3.4	Zay Jones, East Carolina	14.0	Amba Etta-Tawo, Syracuse	8.5
Rush Yards Per Carry (181 ranked)	Travon McMillian Jerod Evans	124 132	12 15	4.43 4.23	Trayveon Williams, Texas A&M	8.59	Brandon Radcliff, Louisville	8.41
Rushing TDs (117 ranked)	Travon McMillian	117	19	3	Lamar Jackson, Louisville	14	Lamar Jackson, Louisville	14
Rushing Yards (200 ranked)	Travon McMillian Jerod Evans	150 184	18 22	288 258	Donnel Pumphrey, San Diego St.	891	Dalvin Cook, Florida St.	785
Rushing Yards Per Game (199 ranked)	Travon McMillian Jerod Evans	128 166	14 20	57.6 51.6	Donnel Pumphrey, San Diego St.	178.2	Lamar Jackson, Louisville	137.6
Sacks (98 ranked)	Ken Ekanem	28	6	0.90	Ryan Watson, Air Force	1.50	Ejuan Price, Pittsburgh	1.42
Scoring (151 ranked)	Joey Slye Travon McMillian	45 151	5 19	8.6 6.0	Lamar Jackson, Louisville	16.8	Lamar Jackson, Louisville	16.8
Solo Tackles (56 ranked)					Nate Holley, Kent St.	9.5	Jessie Bates, Wake Forest	6.0
Tackles For Loss (48 ranked)	Tremaine Edmunds	17	4	1.5	Carroll Phillips, Illinois	2.2	Ejuan Price, Pittsburgh	2.1
Total Interceptions (36 ranked)	Greg Stroman	7	2	3	6 players tied	4	Tarvarus McFadden, Florida St.	4
Total Offense (200 ranked)	Jerod Evans	49	8	260.6	Patrick Mahomes, Texas Tech	487.2	Lamar Jackson, Louisville	462.6
Total Tackles (146 ranked)	Andrew Motuapuaka	19	2	9.8	Rodney Butler, New Mexico St.	15.0	Micah Kiser, Virginia	11.6
Yards per Pass Attempt (118 ranked)	Jerod Evans	24	3	8.71	Logan Woodside, Toledo	11.20	Lamar Jackson, Louisville	9.56
Yards per Reception (200 ranked)	Isaiah Ford Cam Phillips Bucky Hodges	104 123 186	12 14 22	15.67 15.18 13.69	Jalen Robinette, Air Force	29.83	Stephen Louis, North Carolina St.	25.23

AT SYRACUSE WEEK - MEDIA SCHEDULE

Monday	Tuesday	Wednesday	Thursday	Saturday	Sunday
Media Luncheon 11:30-1 p.m.	Media Interviews Approximately 6 p.m.	ACC Teleconference 11:50 a.m.	No availability	GAME DAY at Syracuse - 3:45 p.m.	No availability
Coach Fuente along with selected players	Coach Foster, QB Jerod Evans and others after practice	Coach Fuente	Friday No availability	Postgame Coaches Fuente, Foster & select players	

VIRGINIA TECH MEDIA INFORMATION

MONDAY - MEDIA LUNCHEON

Mondays, media members are invited to the Veatch Family Lounge, which is located on the second floor of the Jamerson Athletic Center, to take part in a joint press conference with Coach Justin Fuente and selected players in the football player's lounge. A light lunch is served at 11:30 a.m. with interviews beginning at 12 p.m., with Coach Fuente starting at the podium. The players and coaches who come to Monday's media luncheon will not be available post-practice on Tuesday.

A video feed of the press conference is available for free, both live and archived, on hokiesports.com. Media may watch this feed outside of the Veatch Family Lounge, but can not ask questions.

Media may ONLY park in the softball/track lot without a visitor's pass. Tickets will be the responsibility of the offender.

TUESDAY - MEDIA INTERVIEWS

Tuesdays, selected individuals will be available post practice. These interviews will take place outside the Veatch Family Lounge at approximately 6 p.m.

Media members are asked to wait in the basketball work area located in Cassell Coliseum until a member of the Strategic Communications staff brings the media members to the lounge area.

Media coming for campus for post-practice interviews do not need a visitor's parking pass (after 5 p.m.). If members plan to come on campus during normal business hours (8 a.m. to 5 p.m.), they must stop at the Visitor's Center and get a parking pass. Tickets will be the responsibility of the offender.

WEDNESDAY - ACC TELECONFERENCE

The ACC football coaches will be featured on a weekly teleconference, beginning Wednesday, Aug. 31 and continuing each Wednesday until Nov. 22. Each coach will be available for 10 minutes, with Coach Justin Fuente scheduled to start at 11:50 a.m.

Members of the media can secure the number by contacting the ACC office at (336) 851-6062.

ACC VIDEO CLIP SERVICE

ACC Advanced Media will utilize the ACC Video Clip Service (AVCS) to provide football highlights and press conference excerpts to broadcast media across the conference footprint. This service will provide video content to media outlets in a more timely fashion, in an easy to access and download format, at no cost. To register for the AVCS contact Scott McBurney, Assistant Commissioner/ACC Advanced Media, at smcburney@theacc.org or call 336.369.4646.

WWW.HOKIESPORTS.COM

The official web site of Virginia Tech athletics is home to all the football knowledge you need. Schedules, results, rosters, bios, stats, general releases and game notes can be found here and are always up to date. The Gameday section (only available for home games) has live stats, radio and television coverage information and other pertinent information.

HOKIESPORTS.COM/MEDIA

This media-only, password-protected web site is designed to make the media's job easier. Here you will find high-resolution, color head shots of every Tech football player and coach available to download, along with logos and other information.

HOKIESPORTS.COM/MEDIA/CREDENTIALS

Tech's online site to request single-game press box or photo credentials. No email requests please!

WWW.THEACC.COM

Updated standings, results, schedules, stats and notes are on the site each week during the season.

WWW.COLLEGEPRESSBOX.COM

collegepressbox.com is the official media web site for ACC football. Access and download weekly game notes, quotes, stats, media guides and more for the conference and each of its 12 member schools. Login information will be distributed to accredited media or you can apply for a password by sending an e-mail to password@collegepressbox.com.

JUST VIRGINIA TECH, PLEASE

While the full name of the school is Virginia Polytechnic Institute and State University, the school is commonly referred to as "Virginia Tech."

Founded in 1872, as Virginia Agricultural and Mechanical College, the university changed its name to Virginia Polytechnic Institute in 1896.

Fans of the athletic department, as well as media covering the Hokies, shortened the name to VPI, but it eventually became Virginia Tech.

The "State University" was added in 1970 to bring the official title to what it is today.

Those covering Hokie athletics are asked to refer to the university as simply "Virginia Tech."

Virginia Tech University, VPI and SU, VPI&SU, VT or VA Tech are not recognized names and should not be used.

WHO TO CONTACT

STRATEGIC COMMUNICATIONS OFFICE

21 Beamer Way
Room 460, Jamerson Athletic Center
Blacksburg, Va. 24061
Office: (540) 231-6726 • Fax: (540) 231-6984

Virginia Tech Football Contacts

Requests for Coaches, Players
Associate AD, Strategic Communications
Pete Moris
540.231.9965 | morisvt@vt.edu

Requests for Credentials
Associate Dir., Strategic Communications
Marc Mullen
540.231.1894 | marcm@vt.edu

Assistant Dir., Strategic Communications
Peter Long
540.231.3387 | lpeter@vt.edu

Requests for Photographs
Director, Photography and Design
Dave Knachel
540.231.1838 | dknachel@vt.edu

Requests for Virginia Tech Radio
Assistant Director of Broadcast Services
Andrew Allegretta
540.961.7604 ext. 5
| andrew.allegretta@img.com

VIRGINIA TECH FOOTBALL ON SOCIAL MEDIA



FACEBOOK
facebook.com/hokiesports



TWITTER
@VT_Football



INSTAGRAM
vthokiefootball



SNAPCHAT
HokieSports