

VIRGINIA TECH

2016 FOOTBALL



AMERICA'S LONGEST ACTIVE BOWL STREAK - 23 STRAIGHT | 11 CONFERENCE TITLES - 4 ACC TITLES | HOME OF THE #LPD - 750.0 SACKS & 347 INTS LEAD POWER FIVE SINCE 1996 | 100% GRADUATION RATE OF SENIORS SINCE 2012

1-0

VT

VS

T

1-0

VIRGINIA TECH HOKIES

TENNESSEE VOLUNTEERS

THE FUENTE ERA BEGINS WITH WIN

- Justin Fuente led the Hokies to a 36-13 win vs. Liberty (9/3) in his debut game at Virginia Tech.
- Tech's formula for victory wasn't new, as the Lunch Pail Defense of Bud Foster forced four turnovers (3 INTs, 1 FR), while the special teams registered a safety.
- The Hokies limited the Flames to a mere 160 yards of total net offense, holding Liberty to 13.3% (2 of 15) on third down.
- Making his debut as Tech's starting signal caller, QB Jerod Evans completed 20 of 32 passes for 221 yards with four TDs and no INTs. Those four TD passes were the most ever by a Hokies' QB in his first start. He was also Tech's leading rusher with 46 yards.
- Despite the victory, the Hokies did leave plenty of room for improvement losing four fumbles, two of which set up short fields for both of Liberty's touchdowns.
- Tennessee registered a 20-13 OT win vs. Appalachian State (9/1) in its opener.

TRIPLE-DIGIT ATTENDANCE NOTES

- Bristol Motor Speedway will host the biggest crowd to ever watch a football game, period.
- The current NCAA attendance record is 115,109 fans for Notre Dame at Michigan (9/7/13).
- An estimated, but unconfirmed, crowd of approximately 120,000 to 123,000 packed Soldier Field as Notre Dame hosted USC (11/26/27), but the actual "paid attendance" was "only" 99,573.
- The largest crowd to see the Hokies was 105,517 fans at VT's 35-21 win at Ohio State (9/6/14).
- A preseason game between the Cowboys and Oilers at Azteca Stadium in Mexico City (8/16/94) drew a crowd 112,376 fans.
- The regular season NFL attendance mark of 105,121 was set as Dallas hosted the N.Y. Giants (9/21/09).

NASCAR LOVES HOKIES

- The Stuart, Va., based Wood Brothers Racing Team ran a Virginia Tech-themed No. 21 Ford at Bristol Motor Speedway (8/20) and driver Ryan Blaney will again run the car at the Goody's Fast Relief 500 held at Martinsville Speedway (10/30).
- In 2000, Elliott Sadler drove a Wood Brothers' No. 21 with a VT paint scheme at Richmond Speedway.
- Following the 2007 tragedy at VT, NASCAR donated \$160,000 to the VT Memorial Fund. In subsequent races, all NASCAR drivers featured VT stickers on their cars, and Ward Burton (Halifax, Va.) added a VT logo to his hood. Burton's son, Jeb, an aspiring driver himself, is a lifelong Hokies fan & practiced with the squad for a day this August.

HOKIES LIKE SNAPPING WINNING STREAKS

- Tennessee enters the Battle at Bristol owning a seven-game winning streak. Here are four notable winning streaks that were ended by the Hokies during the Beamer Era.

Wins	Team	Streak Ended	Score	Date
39	#2 Miami	Regular season	31-7	11/1/03
29	#19 Texas A&M	Home non-conf.	13-3	9/21/02
25	#8 OSU	Regular season	35-21	9/6/14
9	#9 Texas	Unbeaten streak	28-10	12/31/95

NOTABLE VIRGINIA TECH WINS VS. SEC

- Virginia Tech owns a long history of success against Southeastern Conference teams. Tech's most recent meeting with Tennessee resulted in a 37-14 victory in the 2009 Chick-fil-A Bowl at the Georgia Dome (12/31/09).
- Justin Fuente is no stranger when it comes to facing SEC foes. He guided Memphis to a 15-game winning streak that included a 37-24 win vs. No. 13 Ole Miss (10/17/15).
- Prior to Wisconsin's win vs. LSU (9/3) that snapped that LSU's 52-game non-conference winning streak, the Tigers hadn't lost to a non-SEC foe since dropping a 26-8 decision to Virginia Tech at Lane Stadium (9/1/02).

TECH'S LAST SIX WINS VS. CURRENT SEC TEAMS

Date	Opponent	Venue	Result
12/31/09	Tennessee	Georgia Dome	W 37-14
9/18/03	Texas A&M	Lane Stadium	W 35-19
9/1/02	LSU	Lane Stadium	W 26-8
9/21/02	at Texas A&M	Kyle Field	W 13-3
12/28/98	Alabama	Vanderbilt Stad.	W 38-7
11/4/89	Vanderbilt	Lane Stadium	W 18-0

POWER FIVE PROMINENCE - 1996-PRESENT

Wins	School	Active Bowl Streak
197	Ohio State	3 Straight
191	Oklahoma	17 Straight
189	Florida	2 Straight
188	Virginia Tech	23 Straight (active NCAA leader)

- Only three Power Five programs can boast more victories than Virginia Tech over the past 20 seasons.

KEY FOOTBALL STATS ON BATTLE AT BRISTOL

- WRs Isaiah Ford & Cam Phillips, RBs Sam Rodgers & Travon McMillan and TE Bucky Hodges accounted for 78.6% (3,938 yds) and 72.1% (31 TDs) of Tech's offensive production in 2015. Ford (2), Phillips (1) and Hodges (1) all caught TDs vs. Liberty (9/3) from QB Jerod Evans.
- Ford owns a VT-record four straight 100-yard receiving games, catching 37 passes for 620 yards (16.8 avg.) with four TDs over that span as the Hokies have gone 3-1 in those contests.
- Dating back to 2005, the Hokies are 24-1 in non-conference games when scoring 30+ points. That lone loss was a 33-30 setback vs. No. 3 Boise State at FedEx Field (9/6/10).
- VT is 18-3 dating back to 1996 vs. ranked foes when forcing two or more INTs, including a streak of nine straight wins.
- Under Butch Jones, 43.6% (17 of 39) of UT's games have been decided by seven points or fewer (9-8 record).
- Dating back to 1996 the Hokies are 31-2 when holding ranked foes to 21 points or fewer. Those only two losses came by a 14-10 margin vs. No. 2 Boston College (10/25/07) & 16-13 vs. No. 3 Auburn (1/3/05).
- The Vols have been held to 21 points or fewer in 70.6% (12 of 17) of their losses under Jones.
- Ten different Virginia Tech players registered at least one rushing attempt vs. Liberty (9/3).

BEATING RANKED FOES NOT NEW FOR TECH

- Dating back to 1996 when Bud Foster took over the sole reins as Tech's defensive coordinator, Tech owns a 37-32 mark against AP Top 25 foes.
- Dating back to 2000, VT owns six wins against AP Top 10 foes, including a 35-21 win at No. 8 Ohio State (9/6/14).
- The Vols are 22-17 under Butch Jones, going 3-13 against AP Top 25 foes, 19-4 against unranked opponents and 12-3 against non-con competition. Tennessee has lost 24 straight games against AP Top 10 foes with its last such victory coming by a 59-20 margin at Florida (9/5/07).
- Tennessee hasn't faced an ACC foe since registering a 35-21 win vs. NC State (8/31/12).

THE REAL #DBU

- Entering the 2016 NFL regular season, no school can boast more career INTs by active NFL defensive backs than Virginia Tech (79). South Carolina (60) is a distant second.

CAREER INTS BY ACTIVE HOKIES' DBS

No.	#LPD Alum	Current Team	Drafted
43*	DeAngelo Hall	Washington	D1-04 Atlanta
20	Brandon Flowers	San Diego	D2-08 Kansas City
10	Kam Chancellor	Seattle	D5-10 Seattle
6	Kyle Fuller	Chicago	D1-14 Chicago

*Leads All Active NFL Players

BATTLE AT BRISTOL BY THE NUMBERS

Blacksburg & Knoxville236 Miles Apart
Blacksburg to BMS112 Miles
Last Bowl Meeting2009 (37-14 VT win)
Last Reg. Season Meeting1937 (27-0 UT win)
Tons of Rock For Field Base8,500

- Notable Virginia Tech alums anticipated to attend (subject to change) include Frank Beamer, Andre' Davis, Jim Druckenmiller, Kendal Fuller, Chad Grimm, DeAngelo Hall, Kysheon Jarrett, Bruce Smith and Mike Vick and many others.

MOST ACC CHAMPIONSHIPS SINCE 2004

VIRGINIA TECH 4

4



FLORIDA STATE 4

4



CLEMSON 2

2



WAKE 1



VIRGINIA TECH FOOTBALL CONFERENCE CHAMPIONSHIPS

Year	Record	Conference	Coach
1909	6-1	South Atlantic	Branch Bocock
1916	7-2	South Atlantic	Jack Ingersoll
1918	7-0	South Atlantic	Charles Bernier
1963	8-2	Southern	Jerry Claiborne
1995	10-2	Big East	Frank Beamer
1996	10-2	Big East	Frank Beamer
1999	11-1	Big East	Frank Beamer
2004	10-3	ACC	Frank Beamer
2007	11-3	ACC	Frank Beamer
2008	10-4	ACC	Frank Beamer
2010	11-3	ACC	Frank Beamer



2007 ACC CHAMPIONSHIP GAME

VIRGINIA TECH - 30
BOSTON COLLEGE - 16



2008 ACC CHAMPIONSHIP GAME

VIRGINIA TECH - 30
BOSTON COLLEGE - 12



2010 ACC CHAMPIONSHIP GAME

VIRGINIA TECH - 44
FLORIDA STATE - 33

#23 STRAIGHT

AMERICA'S LONGEST ACTIVE BOWL STREAK

As recognized by the NCAA



ALL-TIME LONGEST BOWL STREAKS

School	Seasons	Started	Ended
1. Nebraska	35	1969	2003
2. Michigan	33	1975	2007
3. Alabama	25	1959	1983
4. Florida State	24	1982	2005*
5. Virginia Tech	23	1993	present
6. Florida	22	1991	2012

*Streak snapped due to bowl appearance vacated by NCAA

2015 INDEPENDENCE BOWL



BROADCAST INFORMATION

Television.....ABC
play-by-play.....Rece Davis
analyst.....Kirk Herbstreit
sideline.....Samantha Ponder
National Radio (Tech)
Sirius.....Channel 93
XM.....Channel 193
Internet.....Channel 955
National Broadcast.....Channel 84 (all)
play-by-play.....Taylor Zarzour
analyst.....Gino Torretta
Local Radio Virginia Tech IMG Sports
play-by-play.....Jon Laaser
analyst.....Mike Burnop
sideline.....Andrew Allegretta
Digital.....Hokies Xtra & TuneIn
..... (VTfeed; free on downloaded apps)

ACC STANDINGS

COASTAL	Conf.	Overall
Georgia Tech	1-0	1-0
Virginia Tech	0-0	1-0
Duke	0-0	1-0
Miami	0-0	1-0
Pittsburgh	0-0	1-0
North Carolina	0-0	0-1
Virginia	0-0	0-1

ATLANTIC	Conf.	Overall
Clemson	0-0	1-0
Florida State	0-0	1-0
Louisville	0-0	1-0
NC State	0-0	1-0
Syracuse	0-0	1-0
Wake Forest	0-0	1-0
Boston College	0-1	0-1

ACC SCHEDULE

Week 2 - Sept. 9-10

Louisville (1-0) at **Syracuse** (1-0)
Penn State (1-0) at **Pitt** (1-0)
NC State (1-0) at East Carolina (1-0)
Boston College (0-1) at UMass (0-1)
Troy (1-0) at **Clemson** (1-0)
Charleston Southern (1-1) at **Florida St.** (0-0)
Mercer (0-1) at **Georgia Tech** (1-0, 1-0)
Wake Forest (1-0) at **Duke** (1-0)
Florida Atlantic (1-0) at **Miami** (1-0)
North Carolina (0-1) at Illinois (1-0)
Virginia (0-1) at Oregon (1-0)
Virginia Tech (1-0) vs. Tennessee (1-0)

Week 2 - Non-conference Opponents

Liberty (0-1) vs. Jacksonville (0-0)
Tennessee (1-0) vs. Virginia Tech (1-0)
East Carolina (1-0) vs. NC State (1-0)
Notre Dame (0-1) vs. Nevada (1-0)

TODAY'S COACHING MATCHUP

Virginia Tech.....**School**.....Tennessee
Justin Fuente.....**Coach**.....Butch Jones
Murray State (1999).....**Alma Mater**.....Ferris State (1990)
1-0 (First Season).....**Record at School**.....22-17 (Fourth Season)
27-23 (Fifth Season).....**Overall Record**.....72-44 (10th Season)
0-0.....**Record vs. Opponent**.....1-0
0-0.....**Record vs. Coach**.....0-0

TECH VS. TENNESSEE

Games Played - in the series: Eight
Overall Record: 3-5 **Home:** 1-0

See page 11 for last box score info
Away: 1-3 **Neutral:** 1-2

Date	Ranked VT/Opp	Location	Score
Thu., Dec 31, 2009	12/ -	Atlanta, Ga. (Chick-fil-A Bowl)	W, 37-14
Fri., Dec 30, 1994	17/ -	Gainesville, Fla. (Gator Bowl)	L, 23-45
Sat., Oct 2, 1937	- / -	Knoxville, Tenn.	L, 0-27
Sat., Sep 30, 1933	- / -	Knoxville, Tenn.	L, 0-27
Sat., Nov 11, 1911	- / -	Blacksburg, Va.	W, 36-11
Fri., Oct 27, 1899	- / -	Knoxville, Tenn.	W, 5-0
Thu., Nov 25, 1897	- / -	Roanoke, Va.	L, 0-18
Sat., Nov 14, 1896	- / -	Knoxville, Tenn.	L, 4-6

	Tech	Opponent
Total Points (Average)	105 (13)	148 (18)
Most Points Scored	37 (2009)	45 (1994)
Fewest Points Scored	0 (1937)	0 (1899)
Shutouts By	1	3
Largest Margin of Victory	25 (1911)	27 (1937)
Smallest Margin of Victory	5 (1899)	2 (1896)

TODAY IN TECH FOOTBALL HISTORY

Games Played - on this date, Sept. 10: Five

Overall Record: 4-1 **Home:** 1-1 **Away:** 3-0 ***ACC:** 1-0

Date	Tech Rank	Opponent	Score
Saturday, 2011	11	at East Carolina	W, 17-10
Saturday, 2005	7	at Duke*	W, 45-0
Saturday, 1994	21	at Southern Miss	W, 24-14
Saturday, 1988	-	East Carolina	W, 27-16
Saturday, 1983	-	Wake Forest	L, 6-3

	Tech	Opponent
Total Points (Average)	119 (24)	53 (11)
Most Points Scored	45 (2005)	16 (1988)
Fewest Points Scored	6 (1983)	0 (2005)
Shutouts By	1 (2005)	---
Largest Margin of Victory	45 (2005)	7 (1983)
Smallest Margin of Victory	7 (2011)	7 (1983)

HOKIES TO WEAR ALTERNATIVE UNIFORM

- Virginia Tech Football unveiled an alternative Nike uniform for the Pilot Flying J Battle at Bristol on Aug. 20 which pays homage to several elements of Tech's iconic history.
- The ubiquitous Hokie Stone is a mineral found in the Appalachian Mountains and prevalent in Virginia. A sedimentary rock, it is formed from calcium and magnesium carbonate and occurs in muted shades of pink, red, gray, brown and black.
- Hokie Stone represents Tech's most distinctive architectural feature, and that same gray is also a prominent color for the Corps of Cadets. From helmets to jerseys and other elements of this alternative uniform, Nike's distinctive anthracite spectrum is utilized extensively to interconnect the past and present (*see images are on page 46*).
- The Battle at Bristol represented a special opportunity to utilize this expanded color palette for a unique uniform as the Hokies prepare for a game decades in the making.

JUSTIN FUENTE

@CoachFuentes

HEAD COACH



THE FUENTE FILE

Coaching Exp.: ... 16th season, 1st at Tech
Head Coach: 5th season, 1st at Tech
Record at Memphis: 26-23
Record at Tech: 1-0
Overall Record: 27-23
Hometown: Tulsa, Oklahoma
High School: Union (1995)
College: Murray State (1999)
Playing Exp: Oklahoma (1995-96)
 Murray State (1997-98)
Family: Wife – Jenny
 Daughters – Cecilia, Caroline, Charlotte

COACHING HISTORY

Year	School	Position
2016	Virginia Tech	Head Coach
2012-15	Memphis	Head Coach
2009-11	TCU	Co-Offensive Coordinator/QBs
2007-08	TCU	Running Backs
2004-06	Illinois State	Offensive Coordinator/QBs
2001-03	Illinois State	Quarterbacks

BOWL GAMES/PLAYOFF COACHED (8 GAMES)

2015	Birmingham*	Memphis
2014	Miami Beach	Memphis
2011	Poinsettia	TCU
2010	Rose	TCU
2009	Fiesta	TCU
2008	Poinsettia	TCU
2007	Texas	TCU
2006	FCS Playoffs	Illinois St.

**Joined VT prior to bowl game*

PLAYING HIGHLIGHTS

- Was recruited to the University of Oklahoma by Howard Schnellenberger and played two seasons for the Sooners.
- Saw duty in 20 games at OU and led the Sooners to a 30-27 upset in win overtime against No. 25 Texas in the Red River Shootout (10/12/96) in the inaugural Big 12 contest between the two longtime rivals. Also set an OU freshman record with 11 TD passes that season.
- Transferred to Murray State, the same school that Frank Beamer coached prior accepting the Virginia Tech job in 1987.
- Set 11 schools records during his two-year career at Murray State, completing 458 of 794 passes (57.7%) for 6,372 yards with 50 touchdowns and 20 interceptions, good for a 140.8 rating. Also scored two rushing TDs and had a 15-yard reception.
- Posted a career-high 553 yards at Southern Illinois (9/11/99) and threw for 470 yards and five TDs in his final game against Kentucky Wesleyan (11/20/99), leading the Racers to a 53-0 victory.
- Named the 1999 Ohio Valley Conference Offensive Player of the Year and was a finalist for the Walter Payton Award.
- Played professionally for the Arena Football League's Oklahoma Wranglers before embarking on his coaching career.

PROMINENT QB PUPILS

Paxton Lynch (Memphis)

D1-2016 (26th overall) – Denver

Completed 555 of 856 (64.8%) of his passes for 6,807 yards with 50 TDs and 13 INTs in 2014-15.

Andy Dalton (TCU)

D2-2011 (35th overall) – Cincinnati

Two-time Pro Bowler completed 63.8 percent (408 of 639) of his passes for 5,613 yards with 50 TDs and 14 INTs at TCU (2009-10). In 77 career NFL regular season starts, entering 2016, has thrown for 18,008 yards with 124 TDs and 73 INTs, leading the Bengals to five straight playoff berths.

Casey Pachall (TCU)

Completed 66.5 percent of his throws (228 of 343) with 25 TDs and seven INTs in 2011.



THE MEMPHIS TURNAROUND

- Compiled a 19-6 record in his final two seasons at Memphis, guiding the Tigers to back-to-back bowl berths after inheriting a program that went 5-31 in three years before his arrival.
- Unanimous selection as 2014 American Athletic Conference Coach of the Year when he led Memphis to its first conference title since 1971.
- Guided Memphis to a 15-game winning streak that included a 37-24 win over No. 13 Ole Miss (10/17/15).
- The Tigers concluded a 10-3 season in 2014 with a 55-48 double-OT triumph over BYU in the Miami Beach Bowl, the first 10-win season for the Tigers since 1938.

- Memphis posted a 9-3 regular season mark in 2015, capped by a 63-0 win vs. SMU in Fuente's finale as the Tigers' head coach.
- Fuente's final game as Memphis head coach was a 63-0 win vs. SMU (11/28/15). QB Paxton Lynch tied an FBS record with seven touchdown passes in the first half of that game. Lynch threw for a school-record 28 TD passes on the 2015 season.
- Memphis outscored its opponents by an average margin of 20.7 points per game during a run of 15 consecutive wins from 2014-15, scoring 652 points (43.5 ppg), while allowing only 341 (22.7 ppg).
- Memphis scored 471 points in 2014,

shattering the old school record of 430 points set in 2004, while allowing a mere 19.5 points per game, a figure that ranked 11th among FBS squads.

- The Tigers went +11 (31 takeaways/20 giveaways) in the turnover column in 2014, finishing the campaign ranked in both the AP Top 25 and in the USA Today/Amway Coaches Polls, a first in school history.

- Fuente's squad led Conference USA in total defense in league games in 2012, giving up just 331.6 ypg.

- The Tigers also excelled on special teams under Fuente as Tom Hornsey won the 2013 Ray Guy Award as the nation's top collegiate punter.

YOUNGEST POWER FIVE COACHES

- Tech head coach Justin Fuente is the currently the youngest coach in the ACC by four years over NC State's Dave Doeren and the youngest by 10 years in the Coastal (UVa's Bronco Mendenhall).
- Below is where he stacks up among Power 5 coaches.

	Coach	School	Age
1.	Matt Campbell	Iowa State	36
2.	Kliff Kingsbury	Texas Tech	37
3.	D.J. Durkin	Maryland	38
4.	Barry Odom	Missouri	39
5.	Justin Fuente	Virginia Tech	40

FACING NEW FOES

- Fuente faced 32 head coaches, 27 schools and coached in 13 different states during his four season at Memphis.
- This season, he adds nine new coaches, while facing three old ones. He is 1-0 against Syracuse's Dino Babers (Bowling Green) and Virginia's Bronco Mendenhall (BYU). Duke's David Cutcliffe has beaten Fuente in two prior meetings.
- Fuente adds 10 new schools to the list of programs faced, but will face Duke for a third time and East Carolina for the second time. He is a combined 0-3 against the two schools.
- Fuente adds three new states to those where he's coached a game adding New York (Syracuse) and Indiana (Notre Dame) this year. The season opener against Liberty marked Fuente's first game coached in the state of Virginia.

FUENTE VS. SCHOOLS

Opponent	Virginia Tech		Memphis		Overall	
	W-L	PCT	W-L	PCT	W-L	PCT
Arkansas State	---	---	1-1	.500	1-1	.500
Austin Peay	---	---	1-0	1.000	1-0	1.000
Boston College	---	---	---	---	---	---
Bowling Green	---	---	1-0	1.000	1-0	1.000
BYU	---	---	1-0	1.000	1-0	1.000
Cincinnati	---	---	2-1	.667	2-1	.667
Connecticut	---	---	1-1	.500	1-1	.500
Duke	---	---	0-2	.000	0-2	.000
East Carolina	---	---	0-1	.000	0-1	.000
Georgia Tech	---	---	---	---	---	---
Houston	---	---	0-3	.000	0-3	.000
Kansas	---	---	1-0	1.000	1-0	1.000
Liberty	1-0	1.000	---	---	1-0	1.000
Louisville	---	---	0-1	.000	0-1	.000
Marshall	---	---	0-1	.000	0-1	.000
Miami (Fla.)	---	---	---	---	---	---
Middle Tennessee	---	---	1-2	.333	1-2	.333
Missouri State	---	---	1-0	1.000	1-0	1.000
Navy	---	---	0-1	.000	0-1	.000
North Carolina	---	---	---	---	---	---
Notre Dame	---	---	---	---	---	---
Ole Miss	---	---	1-1	.500	1-1	.500
Pitt	---	---	---	---	---	---
Rice	---	---	1-0	1.000	1-0	1.000
SMU	---	---	2-2	.500	2-2	.500
Southern Miss	---	---	1-0	1.000	1-0	1.000
Syracuse	---	---	---	---	---	---
Temple	---	---	1-2	.333	1-2	.333
Tennessee	---	---	---	---	---	---
Tennessee Martin	---	---	1-1	.500	1-1	.500
Tulane	---	---	3-0	1.000	3-0	1.000
Tulsa	---	---	2-0	1.000	2-0	1.000
UAB	---	---	1-0	1.000	1-0	1.000
UCF	---	---	0-2	.000	0-2	.000
USF	---	---	3-0	1.000	3-0	1.000
UCLA	---	---	0-1	.000	0-1	.000
Virginia	---	---	---	---	---	---
Totals	1-0	1.000	26-23	.531	27-23	.540

FUENTE VS. HEAD COACHES

Head Coach	School (s)	W	L	Pct.
Addazio, Steve	Boston College	0	0	---
Babers, Dino	Syracuse/Bowling Green*	1	0	1.000
Bailiff, David	Rice*	1	0	1.000
Blankenship, Bill	Tulsa*	1	0	1.000
Beaty, Dave	Kansas*	1	0	1.000
Cannon, Kirby	Austin Peay*	1	0	1.000
Cutcliffe, David	Duke*	0	2	.000
Diaco, Bob	Connecticut*	1	0	1.000
Fedora, Larry	North Carolina	0	0	---
Freeze, Hugh	Ole Miss*	1	1	.500
Gil, Turner	Liberty	1	0	1.000
Harsin, Bryan	Arkansas State*	1	0	1.000
Herman, Tom	Houston*	0	1	.000
Holliday, John	Marshall*	0	1	.000
Johnson, Curtis	Tulane*	3	0	1.000
Johnson, Ellis	Southern Miss*	1	0	1.000
Johnson, Paul	Georgia Tech	0	0	---
Jones, Butch	Tennessee	0	0	---
Jones, June	SMU*	1	2	.333
Kelly, Brian	Notre Dame	0	0	---
Levine, Tony	Houston*	0	2	.000
Malzahn, Gus	Arkansas State*	0	1	.000
McGee, Garrick	UAB*	1	0	1.000
McNeill, Ruffin	East Carolina*	0	1	.000
Mendenhall, Bronco	Virginia/BYU*	1	0	1.000
Montgomery, Scottie	East Carolina	0	0	---
Montgomery, Philip	Tulsa*	1	0	1.000
Mora, Him	UCLA*	0	1	.000
Morris, Chad	SMU*	1	0	1.000
Narduzzi, Pat	Pitt	0	0	---
Niumatalolo, Ken	Navy*	0	1	.000
O'Leary, George	UCF*	0	2	.000
Petrino, Bobby	Louisville*	0	1	.000
Richt, Mark	Miami	0	0	---
Rhule, Matt	Temple*	1	2	.333
Simpson, Jason	Tenn. Martin*	1	1	.500
Steckel, Dave	Missouri State*	1	0	1.000
Stockstill, Rick	Middle Tenn.*	1	2	.333
Taggart, Willie	USF*	3	0	1.000
Tuberville, Tommy	Cincinnati*	2	1	.667
Weist, T.J.	Connecticut*	0	1	.000
At Memphis* - Four seasons (2012-15)		26	23	.531
At Tech - First season (2016-pres.)		1	0	1.000
Overall - Five seasons (2012-pres.)		27	23	.540

FUENTE IN THE STATE OF

Opponent	Virginia Tech		Memphis		Overall	
	W-L	PCT	W-L	PCT	W-L	PCT
Alabama	---	---	1-0	1.000	1-0	1.000
Arkansas	---	---	0-1	.000	0-1	.000
California	---	---	0-1	.000	0-1	.000
Connecticut	---	---	0-1	.000	0-1	.000
Florida	---	---	3-0	1.000	3-0	1.000
Indiana	---	---	---	---	---	---
Kansas	---	---	1-0	1.000	1-0	1.000
Kentucky	---	---	0-1	.000	0-1	.000
Louisiana	---	---	1-0	1.000	1-0	1.000
Mississippi	---	---	0-1	.000	0-1	.000
New York	---	---	---	---	---	---
North Carolina	---	---	0-2	.000	0-2	.000
Ohio	---	---	2-0	1.000	2-0	1.000
Oklahoma	---	---	1-0	1.000	1-0	1.000
Pennsylvania	---	---	1-1	.500	1-1	.500
Tennessee	---	---	15-11	.577	15-11	.577
Texas	---	---	1-3	.250	1-3	.250
Virginia	1-0	1.000	---	---	1-0	1.000
West Virginia	---	---	0-1	.000	0-1	.000
Totals	1-0	1.000	26-23	.531	27-23	.540

CAREER/ACTIVE STARTS CHART

	2016	Streak	Career
Chung, K.	-	-	1
Conte, A.	1	14	24
Evans, J.	1	1	1
Ford, I.	1	5	24
Gallo, E.	1	14	14
Hodges, B.	1	16	24
McLaughlin, J.	1	14	36
McMillian, T.	-	-	7
Motley, B.	-	-	6
Nijman, Y.	1	1	1
Peoples, S.	1	1	1
Pettit, C.	1	1	1
Phillips, C.	1	1	20
Rogers, S.	1	2	14
Teller, W.	-	-	18
Williams, M.	-	-	8

STARTED EVERY GAME IN 2016

Eleven Hokies: Conte, Evans, Ford, Gallo, Hodges, McLaughlin, Nijman, Peoples, Pettit, Phillips and Rogers.

LONGEST ACTIVE STREAKS

Hodges	15
Conte, Gallo, McLaughlin	14

TIGHT END CHARTS

Top four tight ends in school history

	Rec.	TDs	Yards
Mike Burnop (1970-72)	90	5	1,141
Bucky Hodges (2013-)	88	15	1,098
Steve Johnson (1984-87)	84	8	1,058
Ken Barefoot (1965-67)	68	8	752

ACC Career TD receptions list

Name, School	Years	TDs
1. Heath Miller, UVa.	2002-04	20
2. Nick O'Leary, FSU	2011-14	17
3. Bucky Hodges, VT	2013-	15
4. Ed Carrington, UVa.	1964-66	12
John McMakin, Clem.	1969-71	12
Bruce McGonnigal, UVa.	1987-90	12

THE OFFENSE

Evans opens season with a W, school record

▪ On Thursday, Aug. 25, head coach Justin Fuente announced junior-college transfer Jerod Evans would start Tech's season opener, becoming the first known JUCO transfer to start for the Hokies in the modern era.

▪ Evans led the Hokies to a 36-13 win over Liberty marking the 13th straight Tech starting quarterback to win his debut, while the last 20 are a combined 15-5 in the last 30 seasons. In fact, the previous 12 starters won each of their first two starts

▪ With his four touchdown tosses in his Hokie debut, Evans became the first Tech QB to account for at least four scores (rush or pass), while six others had accounted for three. For more on Hokies' QBs in their first two starts see chart Page 12.

Most TDs in VT Debut

Name	Year	P	R	Tot.
Jerod Evans	2016	4	0	4
Brenden Motley	2015	2	1	3
Sean Glennon	2006	3	0	3
Grant Noel	2001	3	0	3
Michael Vick	1999	0	3	3
Al Clark	1997	2	1	3
Maurice DeShazo	1992	2	1	3

McMillian eyes another 1,000-yard season

▪ During his freshman campaign, RB Travon McMillian rushed for a total of 1,043 yards to become the first running back at Tech to reach the milestone since David Wilson (2011, 1,709) and became just the third Tech freshman to eclipse the mark (Ryan Williams, 2009, 1,655 and Darren Evans, 2008, 1,265) and the 11th overall in the ACC. In fact, his total was the eighth best ever for a freshman in the conference.

▪ Reaching the mark again, though, will be a challenge considering that only two men in the history of the Tech program have hit the mark in back-to-back seasons – Roscoe Coles, 1975-76 (1,045 and 1,119) and Cyrus Lawrence, 1980-81 (1,221 and 1,403). Lee Suggs is the only other back to hit 1,000 twice, but he did it in 2000 and 2002.

▪ Also, it's been almost a decade since a Hokie running back has led the team in rushing in back-to-back seasons, when Branden Ore led the team in 2006-07.

A total of 10 Hokies credited with rushing attempts

▪ In Saturday's win over Liberty, a total of 10 Hokies combined for 48 rushing attempts and 206 yards. The 10 rushers are tied for the most Hokies carrying the ball in a single game done just two other times - Sept. 2, 2000 vs. Akron and Aug. 30, 1997 at Rutgers.

▪ Adding to the 252 total passing yards, Tech went over 200 rushing and passing yards for the 47th time in the last 30 years - they are 42-5 and have won 24 straight.

Hodges moving up the charts for tight ends

▪ TE Bucky Hodges is closing in on a couple of school records at the position as well as starting to appear in some ACC tight end annals (see charts on left side).

▪ Hodges has 88 career receptions and 1,098 receiving yards (both second all-time for tight ends at Tech) and 15 touchdowns (school record.).

▪ He trails only Tech Hall of Famer Mike Burnop for the top spot in catches and yards. The current color analyst for the school's radio broadcast finished his career with 90 receptions and 1,141 yards.

▪ For career numbers in the conference, Hodges currently sits in the number three slot for touchdowns, trailing only Virginia's Heath Miller (2002-04, 20) and Florida State's Nick O'Leary (2011-14, 17). On the ACC top 10 list, Hodges is currently 13 receptions shy and about 230 receiving yards shy. Ironically, currently No. 10 in career receptions is Maryland's Ferrell Edmunds, the father of the Hokies' Edmunds brothers.

2016 Starters Game By Game

Opponent	QB	RB	WR	WR	WR	TE	LT	LG	C	RT	RG
Liberty	Evans	Rogers	Ford	Phillips	Hodges (TE)	Peoples (HB)	Nijman	Pettit	Gallo	McLaughlin	Conte
Tennessee											
B. College											
E. Carolina											
N. Carolina											
Syracuse											
Miami											
Pitt											
Duke											
G. Tech											
Notre Dame											
Virginia											

Ford sets season records, knocking on career's door

▪ Wide receiver Isaiah Ford has done a lot at Tech through his first two seasons at the school. Just a sample, Ford became the fastest player at Tech to reach 10 career TD receptions (19 games), fastest player to 1,000 career receiving yards (17 games) and fastest player to 100 career receptions (22 games).

▪ After setting single-season records last year in receptions (75), yards (1,164) and TDs (11), Ford is quickly climbing the charts on those three career charts (see below).

▪ Ford has caught at least TWO passes in every game of his career (27), which is a school record previously held by Danny Coale (22, from 10/16/10 to 1/3/12). Ford also just tied the school record for consecutive games with at least one catch at 27 games, set by Ernest Wilford (8/25/02 to 12/26/03), which Ford will break with a catch today.

Tech Career TD receptions list

Name	Years	TDs
1. Antonio Freeman	1991-94	22
2. Isaiah Ford	2014-	18
Jarrett Boykin	2008-11	18
Ricky Scales	1972-74	18
Andre Davis	1998-01	18
6 Josh Morgan	2004-07	16
7. Bucky Hodges	2014-	15
Sidney Snell	1978-80	15

Tech Career Receptions list

Name	Years	TDs
1 Jarrett Boykin	2008-11	184
2. Danny Coale	2008-11	165
3. Isaiah Ford	2014-	142
4. Ernest Wilford	2000-03	126
....		
13. Willie Byrn	2011-14	99
14. Dyrell Roberts	2008-12	96
15. Cam Phillips	2014-	94
16. David Clowney	2003-06	93
17. Mike Burnop	1970-72	90
18. Bucky Hodges	2014-	88

Tech Career receiving yards list

Name	Years	Yards
1. Jarrett Boykin	2008-11	2,884
2. Danny Coale	2008-11	2,658
3. Ricky Scales	1972-74	2,272
4. Antonio Freeman	1991-94	2,200
5. Ernest Wilford	2000-03	2,052
6. Isaiah Ford	2014-	1,990
7. Andre Davis	1998-01	1,986
8. Marcus Davis	2009-12	1,827
9. Josh Morgan	2004-07	1,817
10. Eddie Royal	2004-07	1,778
....		
16. Justin Harper	2004-07	1,338
17. Sidney Snell	1978-80	1,274
18. Jimmy Quinn	1969-71	1,262
19. Josh Hyman	2004-07	1,142
20. Mike Burnop	1970-72	1,141
21. Cam Phillips	2014-	1,133
22. Cornelius White	1993-96	1,114
23. Bucky Hodges	2014-	1,056
24. Willie Byrn	2011-14	1,063

Phillips, Hodges gives Hokies three career 1,000-yard receivers

- WR Cam Phillips and TE Bucky Hodges are climbing in the history books as well.
- Before last year, no Hokie had ever caught more than 70 career passes before his junior season and only three had ever gone over 1,000 career receiving yards. However, Ford, Phillips and Hodges all eclipsed those milestones during the 2015 season.
- The 2016 season marked the first time in school history that three players entered the year with more than 1,000 career receiving yards. However, during the 2007 season a total of four wide receivers ended the year with more than 1,000 yards, the only other time the Hokies had three or more 1,000-yard receivers on the same field.

Four Hokies register their first career reception

- Coming into the season, not one other WR on Tech's roster - other than Phillips and Ford had a reception to his name, or even played in a game.
- WR C.J. Carroll, Henri Murphy and Devin Wilson each notched their first collegiate catches in the game against Liberty, with Carroll getting two, for nine yards, and Murphy (12) and Wilson (8) each catching.
- RB Shai McKenzie also had his first two career pass catches in the opener for 11 yards.

Offensive line brings back quartet with experience

- Not since the Hokies returned 93 starts on the offensive line for the start of the 2011 season has Tech seen so much experience coming back up front.
- Led by RT Jonathan McLaughlin, who had 35 career starts entering the season, the Hokies returned 90 career starts, just one of 19 teams in the NCAA with that many. Only North Carolina (131) had more career starts on the OL than the Hokies among ACC teams.
- McLaughlin has started in every game he has played, while offensive lineman Augie Conte returned with 23 career starts. Offensive linemen Wyatt Teller (18), Eric Gallo (13) and Kyle Chung (1) also all owned starting experience for Tech.
- In 2011, Blake DeChristopher (37), Jaymes Brooks (28), Greg Nosal (14) and Andrew Lanier (14), along with Andrew Miller, helped the Hokies to register 186.9 yards rushing per game, 226.1 yards passing per game and allowed just 17 sacks during an 11-3 season.

TOP 20 CONSECUTIVE SCORING TEAMS

Virginia Tech has scored in **270** straight games dating back to the 1995 season.

That is the 11th-longest streak ever in the history of the NCAA, and the sixth-longest active streak.

School	Years	Games
1. Michigan	1984-14	365
2. BYU	1975-03	361
3. Florida	1988-	349
4. TCU	1992-	294
5. Air Force	1992-	286
6. Texas	1980-04	282
7. Washington State	1984-08	280
8. Tennessee	1994-	273
9. Ohio State^	1993-	272
10. Washington	1981-04	271
11. Virginia Tech	1995-	270
12. Oregon	1985-07	267
13. Georgia	1995-	263
14. Nebraska	1996-	259
15. Colorado	1988-08	242
16. Boise State	1997-	239
17. Georgia Tech	1997-	238
18. Kansas State	1996-15	234
19. Texas Tech	1997-	234
20. UCLA	1971-92	233
Nebraska	1974-91	233
... Oklahoma	1998-	228

Bold = active streak

^ = 13 games vacated by NCAA

TEAM RESULTS FOR QBS SINCE 1987

Over the past 30 seasons, the Hokies have seen 20 men start a game at quarterback. Below are their results, ranked by wins.

Name	Years	Record	Pct.
Taylor, Tyrod	2007-10	34-8	.810
Randall, Bryan	2002-04	26-12	.684
Thomas, Logan	2011-13	26-14	.650
Vick, Michael	1999-00	21-1	.955
Druckenmiller, Jim	1995-96	20-4	.833
DeShazo, Maurice	1992-94	19-14-1	.586
Glennon, Sean	2006-08	18-8	.692
Furrer, Will	1988-91	16-18-1	.486
Clark, Al	1997-98	12-7	.632
Vick, Marcus	2005	11-2	.846
Noel, Grant	2001-02	10-4	.714
Brewer, Michael	2014-15	11-9	.550
Sorensen, Nick	1997-98	3-1	.750
Motley, Brenden	2015-	3-3	.500
Young, Cam	1988-89	3-3	.500
Meyer, Dave	1998-00	2-1	.667
Chapman, Erik	1987	2-9	.182
Evans, Jerod	2016-	1-0	1.000
Wooten, Rodd	1989, 91	1-2	.333
Koel, Treg	1992	0-1	.000
Totals	239-121-2	.663	

CAREER/ACTIVE STARTS CHART

	2016	Streak	Career
Alexander, A.	-	-	8
Baron, W.	1	-	9
Clark, C.	1	24	27
Edmunds, Te.	1	1	9
Edmunds, Tr.	1	2	3
Ekanem, K.	1	27	27
Facyson, B.	1	1	23
Greene, D.	-	-	1
Huelskamp, S.	-	-	2
Mihota, V.	1	1	2
Motuapuaka, A.	1	10	16
Reynolds, M.	1	1	3
Shegog, A.	-	-	5
Stroman, G.	1	2	7
Williams, N.	1	1	11

STARTED EVERY GAME IN 2015

Eleven Hokies: Baron, Clark, Te. Edmunds, Tr. Edmunds, Ekanem, Facyson, Mihota, Motuapuaka, Reynolds, Stroman, Williams.

LONGEST ACTIVE STREAKS

Ekanem	27
Clark	24
Motuapuaka	10

DEFENSIVE SCORES

1987 - PRESENT

88 Total TDs scored by the defense
 58 pass interceptions
 last Andrew Motuapuaka (18 yds)
 vs. Furman (9/12/15)
 28 fumble returns
 last Chuck Clark (20 yds)
 at Purdue (9/19/15)
 2 fumble recoveries
 last Carl Bradley (in End Zone)
 at Rutgers (8/30/97)
 10 Total safeties registered by the defense
 last at ECU (9/14/13)

THE DEFENSE

Defense features plenty of experience on the first team

- Heading into the season opener, the Hokies' two-deep showed that every single one of them had started at least one game for the team in the past.
- Led by DE Ken Ekanem (now 27 consecutive starts) and DB Chuck Clark (24 straight starts), the defense had a combined 15 Hokies returning that had 142 combined starts under their belts and included 126 for the players listed at first string.
- The Hokies had a total of five players with at least 10-plus starts on the field to start the Liberty game, which included cornerback Brandon Facyson (now 23), linebacker Andrew Motuapuaka (16) and tackle Nigel Williams (11).

Brothers starting on the same side of the ball in a season opener

- Both ROVER Terrell and LB Tremaine Edmunds started on defense for the Hokies in the season opener against Liberty.
- Brothers starting on the same side of the ball seems to be a common theme for the Hokies, as the Edmunds became the third set of brothers to start on the defensive side of the ball in the team's season opener - the pair made a start last year together at Georgia Tech (11/12/15) - in the last six years.
- It was just three years ago when Kyle and Kendall Fuller opened the season on opposite sides of the defense - both starting at CB - in the season opener against Alabama (8/31/13). Brothers Antoine and Derrick Hopkins both started on the DL in the season opener against Appalachian State (9/3/11).

Ekanem anchors defensive line replacing three starters

- The Hokies had to replace three departed linemen from last year's squad - Dadi Nicolas, Luther Maddy and Corey Marshall - for the opener, but due to injuries, the three along with DE Ken Ekanem only lined up together in six games.
- The injuries, to Marshall last season, gave DT Woody Baron a chance to make six starts and got significant playing time. He finished with eight tackles for loss and three sacks playing in all 13 games.
- Due to Maddy's injury in 2014, DT Nigel Williams made 10 starts and was named an honorable mention All-ACC by the ACSMA after registering 9.5 tackles for loss, 4.5 sacks and 10 quarterback hurries.
- That was the same season Ekanem was a third team All-ACC and led the team with 14.5 tackles for loss, 9.5 sacks and 19 quarterback hurries. Even defensive lineman Vinnie Mihota made one start last year and played in 12 games.

Clark reaches century mark for tackles in a season

- For the first time since the Hokies joined the ACC, a DB reached the century mark for total tackles. In 2015, CB Chuck Clark recorded 107 total tackles, which was highlighted by his 16 straight games with at least five and his four games a year ago with at least 10 (five for his career).
- He became the first DB to reach 100 since Michael Crawford led the team with 131 during the 2003 season, when the team was in the Big East.
- Since then only four men - Vince Hall (3x, 2005-07), Jack Tyler (2x, 2012-13), Xavier Adibi (2007) and Cody Grimm (2009) - had reached 100 and all were linebackers.
- Also, since 2004, only Hall registered more than 60 solo tackles before Clark joined him with 65, which was seventh in the conference. During that 2003 season, four guys, led by Crawford's 73 solo tackles had at least 63.
- Clark tied for the team lead with seven tackles in the opener to extend his streak.

2016 Starters Game By Game

Opponent	RDE	NT	DT	LDE	WHIP	MLB	LOLB	RCB	FR	ROV	LCB
Liberty	Ekanem	Baron	Williams	Mihota	Reynolds	Motuapuaka	Tr. Edmunds	Stroman	Clark	Te. Edmunds	Facyson
Tennessee											
B. College											
E. Carolina											
N. Carolina											
Syracuse											
Miami											
Pitt											
Duke											
G. Tech											
Notre Dame											
Virginia											

Stroman back to defense full time, picks off two in opener

- During the 2014 Military Bowl, DB Greg Stroman worked for the first time on the offensive side of the ball, rushing twice for four yards and catching one pass for six.
- Last season, he was used occasionally on offense and actually started one game - NC State (10/9/15) - as a wide receiver. He rushed seven times last year for 12 yards.
- For the 2016 campaign, Stroman is now solely a DB, made a start in the season opener and doubled his output for career interceptions as he entered the game with two picks.
- He became the first Hokie since Brandon Facyson (9/14/13 at East Carolina) to pick off two passes in the game with his effort in the season opener.

Alexander makes his mark in first year with #DBlock

- Last year, CB Adonis Alexander made a name for himself pretty early in the season and continued to be a force in the secondary. In just his second game, he intercepted his first pass against Furman (9/12) and in his first start a week later, snagged his second.
- Alexander also sealed the win over NC State by ending Wolfpack quarterback Jacoby Brissett's streak of 241 straight passes without an interception with a pick in the fourth quarter. And at Virginia, he notched INT No. 4 with a third-quarter interception.
- He didn't set the record for interceptions by a freshman, and wasn't second either. That's because Kendall Fuller (6) and current teammate Brandon Facyson (5) hold those two spots when they were freshmen in 2013.

Six true freshmen make debuts in opener, four on defense

- In the season opener against Liberty, the defense saw four true freshmen make an appearance on the field, while the offense had two.
- DE Jimmie Taylor recorded a tackle, while LB Tavante Beckett and DBs Reggie Floyd and Jovonn Quillen also all saw action.
- WRs Eric Kumah and Divine Deablo appeared in the game on offense.

Motuapuaka touchdowns put him in rare company

- With his 34-yard fumble return for a touchdown last year at Boston College (10/31/15), LB Andrew Motuapuaka has scored three TDs in his Tech career, joining a very select company. Only eight other Hokies have scored three or more defensive or special teams TDs.

- | | |
|-----------------------------|-----------------------|
| 1. DeAngelo Hall | 7 (5 PR/1 FR/ 1 INT) |
| 2. Macho Harris | 5 (4 INT/1 KOR) |
| 3. André Davis | 4 (4 PR) |
| 4. Andrew Motuapuaka | 3 (1 INT/2 FR) |
| Xavier Adibi | 3 (2 INT/1 FR) |
| Ike Charlton | 3 (2 INT/1 FR) |
| Ricky Hall | 3 (1 PR/1 BPR/1 RBP) |
| Jason Lallis | 3 (2 FR/1 INT) |
| Eddie Royal | 3 (3 PR) |



LUNCH PAIL D



The famed Virginia Tech Lunch Pail has come to symbolize the blue-collar approach of the Hokies' defense under longtime defensive coordinate Bud Foster.



In 1995, Foster served as co-defensive coordinator with Rod Sharpless, whose mother-in-law found the original Lunch Pail in Mercerville, New Jersey. The pail once belonged to a coal miner and after a record-setting defensive season, the Lunch Pail became an iconic part of Hokies' lore.



The Pail travels wherever the Hokies go and its care is only entrusted to a defensive leader.



Before the start of every season, a signed mission statement from the defense is placed in The Pail. Then every week, unit goals, team goals and keys to success are placed in The Pail, plus the turf from any road victories.



Since 2007, The Pail has also contained the names of the 32 fallen Hokies taken in the April 16 tragedy.



Corey Moore – whose jersey No. 56 is retired by Tech – is the only player who has ever earned lifetime possession of an incarnation of The Pail from Foster.

LONGEST TENURED FBS ASSISTANTS

ACTIVE and CONTINUOUS

Only nine assistant coaches in the country have been at their schools since 1996, and Virginia Tech has two of them.

1. 1983 Gary Campbell - Oregon RBs
2. 1987 *Bud Foster - Virginia Tech
Assoc. HC, DC
3. 1993 Jerry Brown - Northwestern
Asst. HC, DBs
1993 Don Pellum - Oregon LBs
5. 1994 Odell Haggins - Florida State
Assoc. HC, DTs
1994 Mo Latimore - Kansas State DLs
7. 1996 Charley Wiles - Virginia Tech DL
1996 Andy Hill - Missouri
Assoc. HC, WRs
1996 Dale Pehrson - Navy DC, DLs

* - Tech's Foster, who became the Hokies' defensive coordinator in 1995, is also the nation's longest-tenured DC. Ohio State's Luke Fickell is the second-longest, taking over the Buckeyes' DC duties in 2005.

courtesy of CoachingSearch.com's Chris Vannini

TECH AMONG FBS LEADERS

1996 – PRESENT

Rank	Category	No.
1st	Sacks	750.0
1st	Interceptions	347
1st	INT Return TDs	44
T1st	Third-Down Pct.	31.6
1st	Sack Yards	-5,183
1st	Completion Pct.	50.5
1st	INT Pct.	4.5
1st	TD/INT Ratio	0.75
1st	Passer Rating	105.7
2nd	Total Defense	302.5 ypg
2nd	Pass Defense	187.3 ypg
2nd	Takeaways	556
6th	Rush Defense	115.2 ypg

THE LUNCH PAIL D

BY THE NUMBERS UNDER FOSTER

- 90-1 when holding foes to 10 points or fewer
- 67 defensive TDs
- 48 different Hokies have scored defensive TDs
- 40 players selected in NFL Draft
- 41 games with three or more INTs
- 30 shutouts
- 9 players drafted in first or second rounds
- 3 players earned Super Bowl rings – LB Cornell Brown, S Pierson Prioleau, S Kam Chancellor
- 3 Pro Bowlers – S Kam Chancellor, CB Brandon Flowers, CB DeAngelo Hall

CAREER/ACTIVE STARTS CHART

	2016	Streak	Career
Ludwig (P)	1	1	1
Slye, J. (PK/KO)	1	27	27
Taylor, C. (LS)	1	3	3

STARTED EVERY GAME IN 2015

Three Hokies: Ludwig, Slye, Taylor.

LONGEST ACTIVE STREAKS

Slye 27

SPECIAL TEAM SCORES

1987 - PRESENT

- 55 Total TDs scored by special teams
 - 20 punt returns
 - last Greg Stroman (67 yds) vs. Tulsa (12/16/15)
 - 20 blocked punts
 - last Anthony Shegog (19 yds) at Purdue (9/19/15)
 - 9 kickoff returns
 - last Demetri Knowles (93 yds) at North Carolina (10/6/12)
 - 4 blocked field goals
 - last D.J. Parker (78 yds) vs. Georgia Tech (9/24/05)
 - 1 fumble recovery
 - last Tee Butler (in End Zone) vs. Syracuse (10/16/99)
 - 1 fumble return
 - last Andrew Motuapuaka (on KO) vs. Western Michigan (9/27/14)
- 11 Total safeties resulted on special teams
 - last vs. Liberty (9/3/16)

BLOCK PARTY

Over the past 30 seasons, Tech special teams have blocked 67 punts, 41 field goal attempts and 28 point-after attempts for a total of 136 in 361 games - approx. 1 every 2.7 games.

2016 Starters Game By Game

Opponent	LS	K	P
Liberty	Taylor	Slye	Ludwig
Tennessee			
B. College			
E. Carolina			
N. Carolina			
Syracuse			
Miami			
Pitt			
Duke			
G. Tech			
Notre Dame			
Virginia			

SPECIAL TEAMS

Beamer's retired No. 25 makes a return to the field

Head coach Justin Fuente and the Hokies will pay homage to Frank Beamer and Virginia Tech's legacy of excellence on special teams this season by selecting a special teams player of the week who will wear No. 25.

With Coach Beamer's blessing, his retired No. 25 will be worn by a player who exemplifies the role special teams played during Virginia Tech's rise to national prominence.

"I'm so very humbled by this thoughtful gesture by Coach Fuente," Beamer said. "I grateful that he reached out for my blessing to use the number 25 in this way.

"I'm really honored that a member of the special teams will get to wear my old number every week. Of course, it's not just a recognition of me, it's about all those coaches and kids who made special teams part of our identity at Virginia Tech."

"25" Game By Game

Opponent	Honoree
Liberty	Steven Peoples
Tennessee	
B. College	
E. Carolina	
N. Carolina	
Syracuse	
Miami	
Pitt	
Duke	
G. Tech	
Notre Dame	
Virginia	

Slye ties school record for field goals, moving up all-time lists

Last season, Tech kicker Joey Slye was 23 of 30 on field goal attempts, and in his career is 43 of 58. His 23 makes in 2015 tied the school record set by Dustin Keys in 2008. The junior is more than halfway to Graham's school record of 68 makes, and is currently fourth.

On the all-time scoring list at the school, Slye is ninth with 213 points and is eighth among kickers, with Don Wade (1981-84) next on that list with 224 points. He led Tech with 110 points last year and was the first Hokie since Chris Hazley (2010, 116 points) to reach the century mark in a single season.

Tech Career FG Leaders

Name	Years	FGs
1. Shayne Graham	1996-99	68
2. Brandon Pace	2003-06	58
3. Chris Kinzer	1985-88	47
4. Joey Slye	2014-	45
5. Cody Journell	2010-13	44

Tech Career Scoring Leaders

Name, pos.	Years	Pts
1. Shayne Graham, pk	1996-99	371
....		
8. Don Wade, pk	1981-84	224
9. Joey Slye, pk	2014-	213
10. Kevin Jones, tb	2001-03	210

Slye almost automatic inside 40 yards

In his career, Joey Slye is 28 of 31 (90.3 percent) from inside 40 yards and has made 11 straight dating back to his only miss from that distance last year - a 37-yard attempt at East Carolina (9/26/15). Ironically, his only other misses from inside 40 were two blocked kicks during his freshman year.

Of note, Slye's career long is 49 yards, and so has never made a kick over 50 (missed all eight attempts). Inside of 50 yards, Slye is 45 of 53 (84.9 percent) from inside 50.

Ludwig with a big foot to fill

Mitchell Ludwig took over the punting duties from school record holder A.J. Hughes, who was the starting punter for Tech for four years and set a school record and finished second in the ACC in number of punts (310) and yards punting (12,962).

The last player to punt a ball before Hughes was Hunter Windmuller, who attempted one punt that went 49 yards during the 2013 season versus Western Carolina (9/7/13).

Before that, in 2011, the team used three punters, none of whom attempted more than 25 and the leader, in terms of average, was WRr Danny Coale at 43.5 ypp on 13 punts.

Stroman set to climb charts for punt returners

Just starting his third season at Tech, Greg Stroman is already fifth all-time in the school's record book for career punt returns with 70 and his 512 return yards rank him 13th.

If he hits his season average of 33 returns and approximately 250 yards in returns, that would give him 100 returns and almost 750 yards. In Tech's history, only two men have ever returned more than 100 punts, John Ludlow (136, 1979-82) and Eddie Royal (111, 2004-07), while Royal is the only man to go over 900 yards in punt returns.



LAST MEETING - 2009 CHICK-FIL-A BOWL

VIRGINIA TECH 37

TENNESSEE 14

GEORGIA DOME • ATLANTA, GEORGIA • DECEMBER 31, 2009 • ATTENDANCE: 73,777

ATLANTA – Virginia Tech owned the second half of the Chick-fil-A Bowl this time around. Unlike the last time, when the Hokies let a halftime lead slip away in a loss to Georgia, they dominated the final 30 minutes this go-round by using Ryan Williams' rushing and yet another powerful second-half defensive performance to roll past Tennessee 37-14 in front of 73,777 fans at the Georgia Dome.

The win capped an amazing run to end the season for the Hokies, who closed out the campaign by winning their final five games to finish 10-3. Tech has won 10 games in each of the past six seasons – something only Texas can claim. This year's team also became the first Tech team ever to win back-to-back bowl games and moved to 8-9 in bowl games under head coach Frank Beamer.

"The players and the coaches deserve a lot of credit for bringing the team back in that second half when we lost the momentum in the first half," Beamer said. "The way we came back and won this thing says a lot about our players. We won four games after things didn't look so good. We had two tough losses [Georgia Tech and North Carolina] and then we come down here and beat a really good Tennessee team. It's us and Texas that have won 10 games the past six years and that's special. The fact that we finally won back-to-back bowl games is special. And hopefully, we'll be ranked in the top 10 when all the playing is done."

The Hokies got outstanding performances all the way around, led by a dominating defense that allowed no points in the second half for the fifth straight game. Tech gave up just 112 yards in the second half – with 43 of that coming in the Vols final drive with the outcome well in hand. For the game, the Hokies held Tennessee to just 240 yards of offense and sacked Vols quarterback Jonathan Crompton six times. He had been sacked 12 times all season.

"Today, it was just a great team effort," said whip linebacker Cody Grimm, who was named the bowl's defensive player of the game after having seven tackles – three for a loss – and one sack. "We didn't accomplish everything we wanted to this year, but to go out with a win over an SEC school that was hot at the time ... and not only winning, but how we did it. We dominated the game, I thought. You can't say enough about the team."

One also can't say enough about Williams, who rushed for 117 yards on 25 carries and scored two touchdowns before leaving in the third quarter with an ankle injury. He also broke Tech's single-season rushing record of 1,647 yards set by former tailback Kevin Jones in 2003. Williams finished the season with 1,655 yards. The redshirt freshman from Manassas, Va., spearheaded Tech's second-half effort. With the Hokies clinging to a 17-14 lead, Williams carried the ball eight straight times on the Hokies' first possession of the second half, including runs of 21 and 32 yards. On the ninth play of the drive, Tech quarterback Tyrod Taylor gave the Hokies some breathing room, scoring on a 1-yard quarterback sneak that gave Tech a 24-14 lead with 8:42 left in the third quarter.

The Hokies went on to score on their next three offensive possessions. Their only offensive possession in the second half that didn't result in a score was the final one in which Taylor took a knee to run out the clock.

"Everyone was just doing their job," said Williams, who was the offensive player of the game. "When everyone does their job on the field, then things like that can happen. It was just execution, from the offensive line to the receivers. When we execute like that, I think we can stay with the best defenses out there."

On Tech's second possession, steady kicker Matt Waldron boomed a career-long 46-yard field goal to give Tech a 27-14 lead. The Hokies then put the game away on their third possession of the second half, driving 80 yards in eight plays. David Wilson, who split carries with Josh Oglesby once Williams went down, scored on a 4-yard run to give Tech a commanding 34-14 lead. Waldron's 22-yard field goal with 2:38 left in the game accounted for the final score.

Oglesby and Wilson accounted for 67 yards of Tech's 229-yard rushing day. Tech's offense showed excellent balance, as Taylor completed 10-of-17 for 209 yards, with an interception. Jarrett Boykin caught four passes for 120 yards, including a 63-yarder at the end of the first half that set up a Waldron field goal at the buzzer.

SCORE BY QUARTER

Virginia Tech	7	10	7	13	-37
Tennessee	0	14	0	0	-14

TEAM STATISTICS

	VT	TENN
First Downs	19	14
Rushes-Yards	48-229	31-5
Passing Yards	209	235
Total Offense	438	240
Passes	10-17-1	15-26-1
Return Yards	108	163
Punts-Average	3-41.7	6-42.7
Fumbles-Lost	0-0	2-1
Penalties-Yards	5-30	4-28

SCORING

VT (06:56 - 1st) - Ryan Williams 1 rush (Matt Waldron kick)
VT (11:56 - 2nd) - Ryan Williams 3 rush (Matt Waldron kick)
UT (06:43 - 2nd) - M. Hardesty 4 rush (Devin Mathis kick)
UT (00:18 - 2nd) - Denarius Moore 2 pass from J. Crompton (Devin Mathis kick)
VT (00:00 - 2nd) - Matt Waldron 21 FG
VT (08:42 - 3rd) - Tyrod Taylor 1 rush (Matt Waldron kick)
VT (13:33 - 4th) - Matt Waldron 46 FG
VT (05:14 - 4th) - David Wilson 3 rush (Matt Waldron kick)
VT (02:38 - 4th) - Matt Waldron 22 FG

FOOTBALL HISTORY

All-Time Tech Record (1892-present; 123 seasons)

Overall	720-457-46
Conference	233-165-21
In Blacksburg	371-111-13
Behind Lane Hall (1892)	1-0-0
Sheib Field (1894-1901)	13-1-0
Gibboney Field (1902-08)	19-2-0
Miles Field (1909-25)	60-3-3
Miles Stadium (1926-64)	67-25-4
Lane Stadium (1965-; 52nd season)	211-80-6

On the road	197-216-14
Neutral sites	151-130-19
Televised games	200-98
Overtime games	6-6
When ranked	153-52-1
Opponent ranked	51-86-1
Both teams ranked	33-25
VT ranked higher	131-41-1
Opponent ranked higher	40-72-1

	Tech	Opponent
Total points scored (Ave.)	24,977 (20)	17,438 (14)
Most Points Scored	99 (1919)	77 (1973)
Fewest Points Scored	0 (1995)	0 (2012)
Shutouts By (last)	246 (2012)	144 (1995)
Largest Margin of Victory	99 (1919)	71 (1973)
Smallest Margin of Victory	1 (2014)	1 (2004)

LARGEST COMEBACKS

1987 - PRESENT

Biggest Second-Half Comeback Victories:

15 points	Virginia (1995)
trailed 29-14 after 3rd	won 36-29

14 points	North Carolina (2008)
trailed 17-3 in 3rd	won 20-17

11 points	Louisville (2004)
trailed 24-13 in 4th	won 35-24

Biggest Total Comeback Victory:

20 points	Duke (2012)
trailed 20-0 in 1st	won 41-20

TECH IN OVERTIME (6-6)

Date	Opponent	Tech	Opp	Result	In
9/19/98	at Miami	27	20	W	OT
11/9/02	at Syracuse	42	50	L	3OT
11/15/03	at Temple	24	23	W	OT
1/3/12	vs. Michigan	20	23	L	OT
9/3/12	Georgia Tech	20	17	W	OT
11/17/12	at Boston College	30	23	W	OT
12/28/12	vs. Rutgers	13	10	W	OT
9/21/13	Marshall	29	21	W	3OT
11/16/13	Maryland	24	27	L	OT
11/22/14	at Wake Forest	3	6	L	2OT
10/24/15	Duke	43	45	L	4OT
11/21/15	North Carolina	27	30	L	OT

TECH QBS - STATS IN FIRST TWO CAREER STARTS - LAST 30 YEARS

With Jerod Evans making his first career start against Liberty, it's worth noting that Virginia Tech quarterbacks in the last 30 years are a combined 15-5 in their first career starts, including winners in 13 straight games. Here's a list of the 20 Tech quarterbacks first two starts over the past 30 seasons and their numbers in those starts.

Quarterback	Date	Opponent	----- Passing -----				--- Rushing ---			Total Yards	Total TDs	Result
			Comp-Att.	Yards	TDs	Ints	Att.	Yards	TD			
Jerod Evans, Jr.	Sept. 3, 2016	Liberty (G1)	20-32	221	4	0	5	46	0	267	4	W, 36-13
	Sept. 10, 2016	vs. Tennessee										
First 2 starts												
Brenden Motley, r-Jr.	Sept. 12, 2015	Furman (G2)	16-24	233	2	0	4	38	1	271	3	W, 42-3
	Sept. 19, 2015	at Purdue	15-24	220	2	0	15	24	1	244	3	W, 51-24
First 2 starts												
Michael Brewer, r-Jr.	Aug. 30, 2014	William & Mary (G1)	23-30	251	2	1	3	21	0	272	2	W, 34-9
	Sept. 6, 2014	at #8 Ohio State	23-36	199	2	2	10	16	0	215	2	W, 35-21
First 2 starts												
Logan Thomas, r-So.	Sept. 3, 2011	Appalachian State (G1)	9-19	149	2	0	3	16	0	165	2	W, 66-13
	Sept. 10, 2011	at East Carolina	8-20	91	0	1	12	67	0	158	0	W, 17-10
First 2 starts												
Tyrod Taylor, Fr.	Sept. 15, 2007	Ohio (G3)	18-31	287	0	0	10	8	1	295	1	W, 28-7
	Sept. 22, 2007	William & Mary	6-13	72	1	0	5	52	0	124	1	W, 44-3
First 2 starts												
Sean Glennon, r-So.	Sept. 2, 2006	Northeastern (G1)	15-18	222	3	1	3	-2	0	220	3	W, 38-0
	Sept. 9, 2006	at North Carolina	10-17	66	0	0	2	-4	0	62	0	W, 35-10
First 2 starts												
Marcus Vick, r-Jr.	Sept. 4, 2005	at NC State (G1)	10-21	108	1	0	13	31	0	139	1	W, 20-16
	Sept. 10, 2005	at Duke	12-19	172	3	1	4	-12	0	160	3	W, 45-0
First 2 starts												
Bryan Randall, So.	Sept. 12, 2002	#16 Marshall (G3)	5-12	101	0	0	7	36	0	137	0	W, 47-21
	Sept. 21, 2002	at #19 Texas A&M	10-11	119	0	0	17	14	0	133	0	W, 13-3
First 2 starts												
Grant Noel, r-Jr.	Sept. 1, 2001	Connecticut (G1)	16-20	267	3	0	3	6	0	273	3	W, 52-10
	Sept. 8, 2001	Western Michigan	13-25	144	1	0	7	11	1	155	2	W, 31-0
First 2 starts												
Michael Vick, r-Fr.	Sept. 4, 1999	James Madison (G1)	4-6	110	0	0	4	54	3	164	3	W, 47-0
	Sept. 23, 1999	Clemson	7-17	88	0	3	12	41	0	129	0	W, 31-11
First 2 starts												
Dave Meyer, r-Fr.	Sept. 26, 1998	Pittsburgh (G4)	7-9	98	0	1	7	-7	0	91	0	W, 27-7
	Sept. 11, 1999	UAB	12-21	144	1	3	6	-4	0	140	1	W, 31-10
First 2 starts												
Nick Sorensen, r-Fr.	Nov. 1, 1997	UAB (G8)	7-15	84	1	2	8	65	0	149	1	W, 37-0
	Oct. 8, 1998	at Boston College	6-10	72	0	2	16	-15	0	57	0	W, 17-0
First 2 starts												
Al Clark, r-Jr.	Aug. 30, 1997	at Rutgers (G1)	7-10	149	2	1	7	119	1	268	3	W, 59-19
	Sept. 13, 1997	Syracuse	5-11	103	1	0	5	31	0	134	1	W, 31-3
First 2 starts												
Jim Druckenmiller, r-Jr.	Sept. 7, 1995	Boston College (G1)	21-42	296	1	0	2	-5	0	291	1	L, 14-20
	Sept. 16, 1995	Cincinnati	12-32	135	0	3	14	25	0	160	0	L, 0-16
First 2 starts												
Treg Koel, r-Jr.	Oct. 24, 1992	#1 Miami (G7)	4-15	38	0	1	1	-9	0	31	0	L, 23-43
-----only start-----												
Only start			4-15	38	0	1	26.7	1	-9	0	31	0-1 (23)
Maurice DeShazo, r-So.	Sept. 5, 1992	James Madison (G1)	5-8	195	2	0	9	46	1	241	3	W, 49-20
	Sept. 12, 1992	at East Carolina	7-18	98	0	2	12	37	1	135	1	L, 27-30
First 2 starts												
Rodd Wooten, r-So.	Nov. 18, 1989	at NC State (G11)	9-16	146	0	1	7	-16	0	130	0	W, 25-23
	Sept. 15, 1990	at East Carolina	4-9	38	0	0	3	1	0	39	0	W, 24-23
First 2 starts												
Cam Young, r-Jr.	Nov. 5, 1988	at Louisville (G9)	15-23	137	0	1	12	-40	0	97	0	L, 3-13
	Oct. 7, 1989	at #9 West Virginia	15-22	167	0	0	12	28	0	195	0	W, 12-10
First 2 starts												
Will Furrer, r-Fr.	Sept. 3, 1988	at #4 Clemson (G1)	17-36	116	0	2	7	-47	0	69	0	L, 7-40
	Sept. 10, 1988	East Carolina	13-18	158	0	0	2	-7	0	151	0	W, 27-16
First 2 starts												
Erik Chapman, Sr.	Sept. 12, 1987	#10 Clemson (G1)	6-17	37	0	2	11	-48	0	-11	0	L, 22-10
	Sept. 19, 1987	at Virginia	13-26	187	1	1	6	-13	0	174	1	L, 13-14
First 2 starts												
			19-43	224	1	3	44.2	17	-61	0	163	0-2 (35)

2016 PRESEASON HONORS LIST

S Chuck Clark

Bednarik Award Preseason Watch List
ACC Preseason Third Team Defense, Athlon Sports
Reese's Senior Bowl Watch List

DE Ken Ekanem

Nagurski Trophy Preseason Watch List
ACC Preseason Second Team Defense, Athlon Sports
Reese's Senior Bowl Watch List

CB Brandon Facyson

ACC Preseason Fourth Team Defense, Athlon Sports

C Eric Gallo

Rimington Trophy Preseason Watch List

WR Isaiah Ford

Herbie Nominee: Best Kept Secret
All-ACC Preseason Football Team
Biletnikoff Award Preseason Watch List
Maxwell Award Preseason Watch List
Preseason All-America Second Team, Athlon Sports
ACC Preseason First Team Offense, Athlon Sports

TE Bucky Hodges

Mackey Award Preseason Watch List
ACC Preseason Second Team Offense, Athlon Sports

OL Jonathan McLaughlin

ACC Preseason Fourth Team Offense, Athlon Sports

RB Travon McMillian

Maxwell Award Preseason Watch List
ACC Preseason Third Team Offense, Athlon Sports

FB Sam Rogers

Herbie Nominee: Unsung Hero
Preseason FBS Second Team All-American, Football Gameplan
Wuerffel Trophy Preseason Watch List
Reese's Senior Bowl Watch List

K Joey Slye

Groza Award Preseason Watch List

OL Wyatt Teller

Outland Trophy Preseason Watch List
ACC Preseason Third Team Offense, Athlon Sports

HOKIES UNVEIL NEW EQUIPMENT TRUCK

The latest addition to the Virginia Tech football roster rolled into Blacksburg Aug. 31 morning on 18 wheels. In partnership with Lawrence Transportation, this 53-foot-long semi trailer will transport tons of equipment, gear and supplies as the Hokies travel this season.

Conder Flag Company of Roanoke performed the wrapping of the trailer that features the same updated graphics and wordmarks featured prominently in the Hokies' football facility. Head coach Justin Fuente's signature terms Hard Smart Tough are also part of the trailer design. It took approximately 16 hours to complete the wrap process over a two-week period.

According to Tech's associate director of equipment services, Sam Nichols, the trailer features LED interior lighting, a 4,000-pound liftgate and walking boards.



TECH TECH RECEIVES TOP RANKINGS FROM 2017 PRINCETON REVIEW

The Princeton Review came out with its annual college rankings last Wednesday and the publication ranked Virginia Tech at No. 1 in both "Best Quality of Life" and "Their Students Love These Colleges" among 381 colleges and universities nationwide.

The Princeton Review is a college admission services company that offers test preparation services, tutoring and admissions resources, online courses and other various other resources for students. It has been in existence for more than 30 years.

Tech also ranked No. 4 in "Best Campus Food" and No. 7 in the categories of "Happiest Students," "Lots of Race/Class Interaction," and "Town-Gown Relations are Great."

Here is a listing of where Virginia Tech ranked:

The Best 381 Colleges

Best Alumni Network.....	#10
Best Campus Food.....	#4
Best Quality of Life	#1
Colleges That Pay You Back w/o Aid	#18
Happiest Students	#7
Lots of Race/Class Interaction.....	#7
Their Students Love These Colleges	#1
Town-Gown Relations are Great.....	#7

Teams Under Fuente	2016	Career
Home.....	1-0.....	16-10
Road.....	0-0.....	10-13
Neutral.....	0-0.....	1-0
Grass.....	1-0.....	5-4
Artificial Turf.....	0-0.....	22-19
Won Coin Toss.....	1-0.....	13-12
Lost Coin Toss.....	0-0.....	14-11
Fuente Teams' Record When ...		
Leading after the 1st quarter.....	1-0.....	17-9
Trailing after the 1st quarter.....	0-0.....	9-13
Tied after the 1st quarter.....	0-0.....	1-1
Leading at halftime.....	1-0.....	21-4
Trailing at halftime.....	0-0.....	5-17
Tied at Halftime.....	0-0.....	1-2
Leading after 3rd quarter.....	1-0.....	25-2
Trailing after 3rd quarter.....	0-0.....	1-19
Tied after 3rd quarter.....	0-0.....	1-2
Leading with less than 2:00 to play.....	1-0.....	24-2
Trailing with less than 2:00 to play.....	0-0.....	1-20
Tied with less than 2:00 to play.....	0-0.....	2-1
Scores first.....	1-0.....	14-10
Opponent scores first.....	0-0.....	13-13...
Scores 20+ points.....	1-0.....	25-11
Opponent scores 20+ points.....	0-0.....	8-21
Holds opponent to 20 points or less.....	1-0.....	19-2
Game is decided by 3 points or less.....	0-0.....	2-3
Game is decided by 10 points or less.....	0-0.....	6-10
Fuente Teams' Record When ...		
Less than 150 yards rushing.....	0-0.....	4-18
150+ yards rushing.....	1-0.....	21-5
200+ yards passing.....	1-0.....	15-11
300+ yards passing.....	0-0.....	9-3
300+ yards total offense.....	1-0.....	22-13
400+ yards total offense.....	1-0.....	18-4
500+ yards total offense.....	0-0.....	10-0
70+ total plays.....	1-0.....	17-12
80+ total plays.....	1-0.....	12-4
Fuente Teams' Record When ...		
Allowing less than 150 yards rushing.....	1-0.....	22-12
150+ yards rushing.....	0-0.....	5-11
200+ yards passing.....	0-0.....	9-17
300+ yards passing.....	0-0.....	7-9
300+ yards total offense.....	0-0.....	13-20
400+ yards total offense.....	0-0.....	6-11
500+ yards total offense.....	0-0.....	4-5
70+ total plays.....	0-0.....	12-16
80+ total plays.....	0-0.....	8-5
Fuente Teams' Record When ...		
Committing fewer turnovers.....	0-0.....	15-7
Committing more turnovers.....	0-0.....	4-13
Turnovers are the same.....	1-0.....	8-3
Having fewer penalty yards.....	1-0.....	13-6
Having more penalty yards.....	0-0.....	14-17
Leading time of possession.....	1-0.....	16-9
Trailing time of possession.....	0-0.....	11-14
Fuente Teams' High & Low Water Marks ...		
Largest halftime lead.....	11.....	56
Largest halftime deficit.....	NA.....	28
Highest number of plays.....	89.....	97
Lowest number of plays.....	89.....	48
Opponent highest number of plays.....	62.....	100
Opponent lowest number of plays.....	62.....	50
Warmest Game Temperature.....	70°.....	94°
Coldest Game Temperature.....	70°.....	38°
Fuente Teams' For ...		
Day Games.....	1-0.....	13-11
Night Games (5 p.m. kickoff or later).....	0-0.....	14-12
Games with temperature 40s or below.....	0-0.....	3-3
Games with temperatures in 50s.....	0-0.....	4-5
Games with temperatures in 60s.....	0-0.....	8-4
Games with temperatures in 70s.....	1-0.....	7-5
Games with temperatures in 80s.....	0-0.....	5-3
Games with temperatures in 90s.....	0-0.....	1-3

TAKING OVER A WINNING PROGRAM

Virginia Tech head coach Justin Fuente became the seventh head coach in FBS history to take over a program that had at least 23 consecutive winning seasons before taking the reigns. Below is the complete list.

Years	School	Prior Coaches	New Coach
36	Nebraska	Bob Devaney/Tom Osborne	Frank Solich
33*	Florida State	Bobby Bowden	Jimbo Fisher
25	Alabama	Bear Bryant	Ray Perkins
23	Oklahoma	Jim Mackenzie/Chuck Fairbanks/Barry Switzer	Gary Gibbs
23	Michigan	Bo Schembechler/Gary Moeller/Lloyd Carr	Rich Rodriguez
23	Florida	Six coaches during the span ^	Will Muschamp
23	Virginia Tech	Frank Beamer	Justin Fuente

^ Galen Hall, Gary Darnell, Steve Spurrier, Ron Zook, Charlie Strong, Urban Meyer

* Due to NCAA sanctions, the 2006 and 2007 seasons resulted in vacated wins, but were winning seasons before the penalties.

PLAYING IN THEIR BACK YARDS

Several Hokies will be playing a this weekend within 100 miles of their hometown when Tech takes the field Saturday against Tennessee.

Player	Hometown	Approx. Distance from Bristol
Daniel Bailey	Abingdon, Va.	24 miles
Mitchell Ludwig	Abingdon, Va.	24 miles
Erikk Banks	Coeburn, Va.	57 miles
Casey Harman	Swords Creek, Va.	62 miles
Trey Skeens	Wytheville, Va.	77 miles
Steven Peoples	Galax, Va.	100 miles

Meanwhile, the only Hokie on the current roster from Tennessee is senior Woody Baron, who is from Nashville.

JUST VIRGINIA TECH, PLEASE

While the full name of the school is Virginia Polytechnic Institute and State University, the school is commonly referred to as "Virginia Tech."

Founded in 1872, as Virginia Agricultural and Mechanical College, the university changed its name to Virginia Polytechnic Institute in 1896.

Fans of the athletic department, as well as media covering the Hokies, shortened the name to VPI, but it eventually became Virginia Tech.

The "State University" was added in 1970 to bring the official title to what it is today.

Those covering Hokie athletics are asked to refer to the university as simply "Virginia Tech."

Virginia Tech University, VPI and SU, VPI&SU, VT or VA Tech are not recognized names and should not be used.

WHAT'S A HOKIE?

That's the most frequently asked question regarding Virginia Tech athletics. The answer leads back to 1896 when Virginia Agricultural and Mechanical College changed its name to Virginia Polytechnic Institute. With the change came the necessity for writing a new cheer and a contest for such a purpose was held by the student body. Senior O.M. Stull won first prize for his "Old Hokie" yell which still is used today.

Later, when asked if "Hokie" had any special meaning, Stull explained the words he used had no hidden or symbolic meaning, but had been thought up in an effort to get attention. Hokie soon became a nickname for all Tech teams and for those people loyal to Tech athletics. Following is the "Old Hokie" yell in its original form:

Hoki, Hoki, Hoki Hy!
Tech! Tech! V.P.I.!
Sola-Rex Sola-Rah
Polytech-Vir-gin-i-a!!
Rae, Ri, V.P.I.

HOKIES ON CURRENT NFL ROSTERS - 13

(as of Sept. 5, 2016)

T	Duane Brown	Houston
S	Kam Chancellor	Seattle
S	Antone Exum, Jr.	Minnesota
CB	Brandon Flowers	San Diego
CB	Kendall Fuller	Washington
WR	Corey Fuller (Pup)	Detroit
CB	Kyle Fuller	Chicago
CB	DeAngelo Hall	Washington
LB	Dadi Nicolas	Kansas City
G	Winston Painter (PS)	Washington
WR	Eddie Royal	Chicago
QB	Tyrod Taylor	Buffalo
QB	Logan Thomas (PS)	N.Y. Giants

Pup - Reserve/Physically unable to perform
PS - Practice Squad



KENDALL FULLER, TYROD TAYLOR & DEANGELO HALL

TWO-TIME NFL COACH OF THE YEAR

Bruce Arians took a long and winding path before finally becoming an NFL head coach. This former Tech quarterback has a penchant for getting the best out of passers at the pro level with his notable pupils including Super Bowl champions Peyton Manning and Ben Roethlisberger, as well as the likes of Carson Palmer and Andrew Luck.

BRUCE ARIANS


Quarterback – Virginia Tech (1972-74)

Head Coach – Arizona Cardinals (2013-present)

- Associated Press NFL Coach of the Year – Indianapolis Colts (2012)
- Associated Press NFL Coach of the Year – Arizona Cardinals (2014)



Bruce Arians pictured (left) as a Virginia Tech quarterback, and most recently as head coach of the Arizona Cardinals, proudly sporting his Hokies' swag.



OTHER HOKIES IN NFL ROLES

Malcolm Blacken	Washington	Director of Player Development
Eugene Chung	Philadelphia	Assistant O-Line/Tight Ends/Run Game
Keith Gray	Philadelphia	Assistant Strength & Conditioning
Anthony Midget	Houston	Assistant Secondary
Chris Peduzzi	Philadelphia	Head Athletic Trainer
Nick Rapone	Arizona	Defensive Backs
Nick Sorensen	Seattle	Asst. Special Teams/Asst. DBs
Todd Washington	Baltimore	Assistant Offensive Line

EUGENE CHUNG



LANE STADIUM

A TRUE HOMEFIELD ADVANTAGE



NO. 1

Best Homefield Advantage in College Football (Rivals.com)

Lane Stadium doesn't blow people away by the brute strength of a massive stadium, but with knowledgeable fans that always reach a frenzied pitch at the right time, the Hokies make the most of their numbers.

Every good stadium has at least one end designed for deafening noise levels, and the enclosed South End Zone at Lane Stadium fits the bill perfectly. Holding more than 11,000 screaming Virginia Tech fans, the section amplifies noise and renders audibles useless. That's not to mention the isolation factor. With the nearest major airport nearly 45 minutes away, opponents' fans are never out in force at Lane Stadium.

NO. 2

Best College Football Town in America (USA Today Survey)

NO. 2

Scariest Venue for Opposing Teams (ESPN the Magazine)

The two loudest places I've ever seen a game are Lane Stadium and the Orange Bowl, but the Hokies' home crowd is a lot more consistent. The whole place rocks when they crank up "Enter Sandman." I remember watching a decent BC team go there on a Thursday night and completely melt down.

NO. 2

Best Entrances in College Football (Sports Illustrated)

This entrance is one of the purest slices of Americana you will ever experience.

NO. 6

College Football Stadium & Tailgate Fans Should Visit Before They Die (Bleacher Report)

NO. 7

Loudest College Football Stadium (Bleacher Report)

LANE STADIUM FAST FACTS

Capacity	66,233
Seasons	52nd in 2016
Inaugural Season	1965
Construction Began	April 1964
New Press Box/West Side Completed	2006
South End Zone Expansion Completed	2002
Longest Tech Win Streak	16 games
.....	(9/4/99 – 10/13/01)
Elevation Above Sea Level	2,057 feet

LANE STADIUM - HOME OF THE HOKIES

Rising high into the mountainous sky of the New River Valley, Virginia Tech's Lane Stadium enters its 51st year of football competition in 2015. The Tech football team has enjoyed over two decades of success, going to 23 straight bowl games and winning 10 or more games eight straight seasons from 2004-11. A big part of that success is the home-field advantage the Hokies enjoy at Lane Stadium/Worsham Field.

Sitting at roughly 2,057 feet above sea level, the stadium is the second-highest among all FBS schools in the eastern United States, trailing only Appalachian State (3,300). Completed in 1965, Lane Stadium/Worsham Field has gone through numerous changes, renovations and additions. But through it all, it has always been regarded as one of the finest places to watch – and toughest places for opponents to play – a college football game.

THE HOKIE STONE

Before each home football game, Virginia Tech football players and coaching staff enter Lane Stadium through a tunnel. On the stadium-side entrance to Worsham Field, they pass beneath a Hokie Stone, which they touch for good luck and is flanked by these words: "For those who have passed. For those to come ... Reach for Excellence."

ENTER SANDMAN

The history behind Virginia Tech's use of Metallica's "Enter Sandman" started during the 2000 season. That summer Tech added a new scoreboard to Lane Stadium and the athletics marketing team decided to use the scoreboard for an entrance video. The group considered "Welcome to the Jungle" by Guns N' Roses and "Sirius" by the Alan Parsons Project before settling on "Enter Sandman." It has been the entrance song for the Hokies ever since.

MILESTONE GAMES

	DATE	OPPONENT	RESULT
Inaugural Game & Win	10/2/65	William & Mary	W 9-7
First Televised Game	10/29/66	Florida State	W 23-21
First Night Game	11/25/82	Virginia	W 21-14
First Win Under Beamer	10/3/87	Navy	W 31-11
First ESPN Game	11/24/90	Virginia	W 38-13
Worsham Field Dedicated	9/5/92	James Madison	W 49-10
First BIG EAST Game	9/26/92	West Virginia	L 16-7
First BIG EAST Win	10/16/93	Temple	W 55-7
100th Win	9/22/94	West Virginia	W 34-6
First Thursday Night Game	9/22/94	West Virginia	W 34-6
Program's 1,000th Game	9/4/99	James Madison	W 47-0
First College Gameday Appearance	10/16/99	Syracuse	W 62-0
First ACC Game & Win	9/18/04	Duke	W 41-17
200th Win	10/13/12	Duke	W 41-20
Beamer's Final Home Win	10/9/15	N.C. State	W 28-13
Beamer's Final Home Game	11/21/15	North Carolina	L 30-27 OT

VIRGINIA TECH INDOOR PRACTICE FACILITY



2 737 jets can fit inside the building (nose to tail)



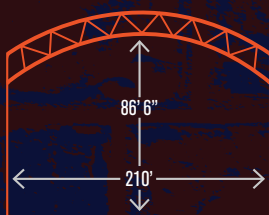
26,500 Square feet of glass and translucent panels, which is just over half an acre



11,213 Square feet of Hokie Stone on the facade

1,200 Tons of specially engineered steel were utilized

Over 86 feet from the field to the bottom of the truss — a must for the kicking game!



86 feet 6 inches

The Statue of Liberty could easily fit inside the facility



60,000

Square feet of precast concrete panels with the majority of weighing over

18 TONS

7,905,108

Cubic feet of space, enough room to fill

89 OLYMPIC POOLS

8

UT PROSIM

Porticoes feature the same values as the eight pylons of Virginia Tech's War Memorial: Brotherhood, Honor, Leadership, Sacrifice, Service, Loyalty, Duty and Ut Prosim



2016 VIRGINIA TECH FOOTBALL NUMERICAL

#	NAME	POS	#	NAME	VL	POS	HT	WT	YR	HOMETOWN	HS/LAST SCHOOL
36	Adonis Alexander	CB	1	Isaiah Ford	2	WR	6' 2"	195	Jr.	Jacksonville, Fla.	Trinity Christian
17	Jahque Alleyne	FS	2	Tyree Rodgers	-	DB	6' 1"	173	Fr.	Camden, N.J.	Camden Catholic
63	Daniel Bailey	OL	3	Greg Stroman	2	DB	6' 0"	180	Jr.	Bristow, Va.	Stonewall Jackson
35	Erik Banks	CB	4	Ken Ekanem	3	DE	6' 3"	260	r-Sr.	Centreville, Va.	Centreville
60	Woody Baron	DT	4	Jerod Evans	-	QB	6' 3"	238	Jr.	Dallas, Texas	Mansfield
14	Tavante Beckett	LB	5	Cam Phillips	2	WR	6' 0"	199	Jr.	Laurel, Md.	DeMatha
40	Emmanuel Belmar	LB	6	Mook Reynolds	1	FS	6' 0"	183	So.	Greensboro, N.C.	Northern Guilford
27	Dominic Benson	-	7	Bucky Hodges	2	TE	6' 7"	245	r-Jr.	Virginia Beach, Va.	Salem
42	Elisha Boyd	CB	8	Phil Patterson	-	WR	6' 2"	180	Fr.	Virginia Beach, Va.	Bayside
15	Jaylen Bradshaw	WR	8	Nigel Williams	3	DT	6' 2"	297	r-Sr.	Richmond, Va.	Benedictine
82	Xavier Burke	TE	9	Khalil Ladler	-	CB	5' 11"	183	Fr.	Stone Mountain, Ga.	IMG Academy
89	Wright Bynum	LS	9	Brenden Motley	2	QB	6' 4"	230	r-Sr.	Christiansburg, Va.	Christiansburg
52	Austin Cannon	OL	11	Jack Click	-	QB	6' 3"	218	r-Fr.	Glen Allen, Va.	Deep Run
36	Alden Carpenter	WR	11	Houshun Gaines	-	DE	6' 3"	248	r-Fr.	Rocky Mount, N.C.	Nash Central
86	C.J. Carroll	WR	12	Henri Murphy	-	WR	5' 10"	175	So.	Pine Bluff, Ark.	Dollarway
30	Eron Carter	LB	13	Chris Durkin	-	TE	6' 4"	223	r-So.	Poland, Ohio	Ursuline
65	Matt Christ	OL	14	Tavante Beckett	-	LB	5' 10"	214	Fr.	Chesapeake, Va.	Indian River
61	Kyle Chung	OL	15	Jaylen Bradshaw	-	WR	6' 1"	202	r-So.	Chesapeake, Va.	Oscar Smith
19	Chuck Clark	DB	16	Coleman Fox	-	RB	5' 11"	193	r-Fr.	Salem, Va.	Salem
11	Jack Click	QB	17	Jahque Alleyne	1	FS	6' 1"	177	So.	Virginia Beach, Va.	Ocean Lakes
72	Augie Conte	OL	17	Josh Jackson	-	QB	6' 1"	211	Fr.	Ann Arbor, Mich.	Saline
85	Chris Cunningham	TE	18	Raymon Minor	-	LB	6' 2"	231	r-So.	Ashland, Va.	Benedictine
39	Sean Daniel	WR	18	Chase Mummau	-	QB	6' 2"	183	Fr.	Mechanicsville, Va.	Lee-Davis
88	Divine Deablo	WR	19	Chuck Clark	3	DB	6' 0"	205	Sr.	Suffolk, Va.	King's Fork
52	Clay Dean	DL	20	Deon Newsome	2	S	5' 11"	193	r-Jr.	Hampton, Va.	Hampton
81	Samuel Denmark	WR	21	Reggie Floyd	-	DB	6' 0"	205	Fr.	Manassas, Va.	Stonewall Jackson
43	Seth Dooley	DE	22	Terrell Edmunds	1	ROV	6' 2"	210	r-So.	Danville, Va.	Dan River
13	Chris Durkin	TE	23	Der'Woun Greene	2	FS	5' 10"	196	r-Sr.	Portsmouth, Va.	Woodrow Wilson
22	Terrell Edmunds	ROV	24	Anthony Shegog	2	LB	6' 2"	213	r-Jr.	Stafford, Va.	North Stafford
49	Tremaine Edmunds	LB	26	Jovonn Quillen	-	DB	6' 0"	176	Fr.	Hampton, Va.	Hampton
4	Ken Ekanem	DE	27	Dominic Benson	-	WR	6' 2"	183	Fr.	Woodbridge, Va.	Woodbridge
4	Jerod Evans	QB	27	Shawn Payne	-	CB	6' 3"	192	So.	Chesterfield, Va.	L.C. Bird
31	Brandon Facyson	CB	28	Shai McKenzie	1	RB	5' 11"	215	r-So.	Washington, Pa.	Washington
21	Reggie Floyd	DB	28	Curtis Williams	-	CB	5' 9"	176	r-Jr.	Amelia, Va.	Amelia County
1	Isaiah Ford	WR	29	DuWayne Johnson	-	CB	6' 1"	185	r-Fr.	Washington, D.C.	H.D. Woodson
16	Coleman Fox	RB	30	Eron Carter	-	LB	6' 1"	231	Fr.	Palatka	Palatka, Fla.
47	Darius Fullwood	DE	30	Jordan Jefferson	-	WR	5' 8"	170	Fr.	Goochland, Va.	Goochland
11	Houshun Gaines	DE	31	Brandon Facyson	2	CB	6' 2"	197	r-Jr.	Newnan, Ga.	Northgate
37	Johnathan Galante	LB	32	Steven Peoples	1	FB	5' 9"	218	So.	Galax, Va.	Galax
64	Eric Gallo	OL	33	Deshawn McCleave	-	RB	5' 9"	180	r-Fr.	Chesapeake, Va.	Oscar Smith
23	Der'Woun Greene	FS	34	Travon McMillian	1	RB	6' 0"	205	r-So.	Woodbridge, Va.	C.D. Hylton
48	Daniel Griffith	LB	35	Erik Banks	-	CB	5' 10"	185	r-Jr.	Coeburn, Va.	Eastside
80	Casey Harman	TE	35	Michael Santamaria	-	K	5' 9"	174	r-So.	Athens, Ga.	Athens Academy
41	Kevin Henry	CB	36	Adonis Alexander	1	CB	6' 3"	193	So.	Charlotte, N.C.	Independence
55	Jarrod Hewitt	DL	37	Johnathan Galante	1	LB	5' 9"	208	Sr.	Blacksburg, Va.	Christiansburg
94	Trevon Hill	DE	38	Alden Carpenter	-	ROV	6' 0"	189	r-Jr.	Leesburg, Va.	Tuscarora
7	Bucky Hodges	TE	39	Sean Daniel	-	WR	5' 9"	183	Fr.	Chesapeake, Va.	Oscar Smith
76	Jarrett Hopple	OL	39	Tyrone Thornton	-	DB	5' 9"	193	r-Fr.	Boston, Mass.	Newton South
75	Zachariah Hoyt	OL	40	Emmanuel Belmar	-	LB	6' 2"	228	Fr.	Suwanee, Ga.	Collins Hill
44	Tre Hubbard	LB	41	Kevin Henry	-	WR	5' 10"	165	Fr.	Greensboro, N.C.	Jireh Prep
56	Sean Huelskamp	LB	41	John Jennings	-	DB	5' 11"	165	So.	Clifton, Va.	Centreville
12	Josh Jackson	QB	41	Trey Skeens	-	FB	5' 11"	216	r-Fr.	Wytheville, Va.	George Wythe
56	T.J. Jackson	OL	42	Elisha Boyd	-	CB	6' 2"	185	r-So.	Newport News, Va.	Heritage
30	Jordan Jefferson	WR	42	Marshawn Williams	1	RB	6' 0"	227	r-So.	Hampton, Va.	Phoebus
41	John Jennings	DB	43	Seth Dooley	2	DE	6' 5"	252	r-Jr.	Salem, Va.	Glenvar
93	Brian Johnson	P	44	Tre Hubbard	-	LB	5' 11"	233	Fr.	Virginia Beach, Va.	Ocean Lakes
29	DuWayne Johnson	CB	45	Sam Rogers	3	FB	5' 11"	230	Sr.	Mechanicsville, Va.	Hanover
50	Patrick Kearns	OL	46	Joey Slye	2	K	5' 11"	210	Jr.	Stafford, Va.	North Stafford
68	Connor Kish	OL	47	Darius Fullwood	-	DE	6' 3"	252	r-Fr.	College Park, Md.	Our Lady of Good Counsel
70	Kevin Kish	OL	48	Daniel Griffith	-	LB	6' 0"	216	Fr.	Suffolk, Va.	Nansemond-Suffolk Academy
61	Joe Koshuta	LB	48	D.J. Reid	-	RB	6' 1"	235	r-So.	Chester, Va.	Thomas Dale
83	Eric Kumah	WR	49	Tremaine Edmunds	1	LB	6' 5"	236	So.	Danville, Va.	Dan River
9	Khalil Ladler	CB	50	Patrick Kearns	-	OL	6' 5"	288	Fr.	Adairsville, Ga.	Darlington School
87	Bodhi Long	LS	50	Jamieon Moss	2	LB	6' 1"	229	r-Jr.	Elizabeth City, N.C.	Northeastern
90	Mitchell Ludwig	P	52	Austin Cannon	-	OL	6' 2"	302	Fr.	Mechanicsville, Va.	Atlee
33	Deshawn McCleave	RB	52	Clay Dean	-	DL	6' 2"	260	Fr.	Purcellville, Va.	Woodgrove

#	NAME	POS	#	NAME	VL	POS	HT	WT	YR	HOMETOWN	HS/LAST SCHOOL
28	Shai McKenzie	RB	53	Wayne Mutter	-	P	5' 9"	160	Sr.	Grundy, Va.	Grundy
71	Jonathan McLaughlin	OL	53	Trent Young	1	LB	5' 10"	214	r-So.	Richmond, Va.	Douglas Freeman
34	Travon McMillian	RB	54	Chaska Moon	-	LS	5' 10"	227	r-Fr.	Wake Forest, N.C.	Wake Forest
99	Vinny Mihota	DL	54	Andrew Motuapuaka	2	LB	6' 0"	233	r-Jr.	Virginia Beach, Va.	Salem
18	Raymon Minor	LB	55	Jarrold Hewitt	-	DL	6' 1"	299	Fr.	Venice, Fla.	Venice
66	Billy Ray Mitchell	OL	56	Sean Huelskamp	2	LB	6' 1"	222	r-Jr.	Centreville, Va.	Chantilly
54	Chaska Moon	LS	56	T.J. Jackson	-	OL	6' 6"	324	Fr.	Cumberland, Va.	Cumberland County
77	Demetri Moore	OL	57	Wyatt Teller	2	OL	6' 5"	308	r-Jr.	Bealeton, Va.	Liberty
50	Jamieon Moss	LB	58	Colt Pettit	-	OL	6' 3"	298	r-So.	Deshler, Ohio	Patrick Henry
9	Brenden Motley	QB	58	Zack Treser	-	LB	6' 5"	225	r-Fr.	Blacksburg, Va.	Blacksburg
54	Andrew Motuapuaka	LB	60	Woody Baron	3	DT	6' 2"	280	Sr.	Nashville, Tenn.	Brentwood Academy
18	Chase Mummau	QB	61	Kyle Chung	-	OL	6' 3"	290	r-Jr.	Ponte Vedra Beach, Fla.	Ponte Vedra
12	Henri Murphy	WR	61	Joe Koshuta	-	LB	6' 1"	255	r-Fr.	Vienna, Va.	Madison
53	Wayne Mutter	P	62	D'Andre Plantin	-	OL	6' 5"	295	r-Fr.	Norcross, Ga.	Norcross
20	Deon Newsome	S	63	Daniel Bailey	-	OL	6' 3"	301	r-Fr.	Abingdon, Va.	Abingdon
69	Yosuah Nijman	OL	64	Eric Gallo	2	OL	6' 2"	295	Jr.	Richboro, Pa.	Council Rock South
67	Parker Osterloh	OL	65	Matt Christ	-	OL	6' 3"	274	r-Fr.	Sterling, Va.	Domion
8	Phil Patterson	WR	66	Billy Ray Mitchell	-	OL	6' 4"	285	r-So.	Westwood, N.J.	Paramus Catholic
27	Shawn Payne	CB	67	Parker Osterloh	1	OL	6' 8"	326	r-Jr.	Williamsburg, Va.	Warhill
32	Steven Peoples	FB	68	Connor Kish	-	OL	6' 2"	280	r-Fr.	Oceanside, Calif.	El Camino
58	Colt Pettit	OL	69	Yosuah Nijman	1	OL	6' 7"	300	So.	Maplewood, N.J.	Columbia
74	Braxton Pfaff	OL	70	Kevin Kish	-	OL	6' 2"	286	r-Fr.	Oceanside, Calif.	El Camino
5	Cam Phillips	WR	71	Jonathan McLaughlin	3	OL	6' 5"	294	Sr.	Mauldin, S.C.	Mauldin
62	D'Andre Plantin	OL	72	Augie Conte	3	OL	6' 6"	305	r-Sr.	Richmond, Va.	Blessed Sacrament Huguenot
26	Jovonn Quillen	DB	74	Braxton Pfaff	-	OL	6' 5"	293	r-So.	Lynchburg, Va.	Liberty Christian Academy
48	D.J. Reid	RB	75	Zachariah Hoyt	-	OL	6' 5"	285	Fr.	Salem, Va.	Salem
92	Matt Reinhart	LB	76	Jarrett Hopple	-	OL	6' 7"	293	Fr.	Suffolk, Va.	Nansemond River
6	Mook Reynolds	FS	77	Demetri Moore	-	OL	6' 6"	303	Jr.	Fairborn, Ohio	Huffman
2	Tyree Rodgers	DB	79	Tyrell Smith	-	OL	6' 3"	295	r-Fr.	North Brunswick, N.J.	Don Bosco Prep
90	Dalton Roe	DT	80	Casey Harman	-	TE	6' 3"	245	r-Fr.	Swords Creek, Va.	Honaker
45	Sam Rogers	FB	81	Samuel Denmark	-	WR	6' 0"	183	Fr.	Hanahan, S.C.	Huger
35	Michael Santamaria	K	82	Xavier Burke	-	TE	6' 3"	255	r-Fr.	Lawrenceville, Va.	Brunswick
97	Tim Settle	DT	83	Eric Kumah	-	WR	6' 2"	210	Fr.	Woodbridge, Va.	Forest Park
24	Anthony Shegog	LB	85	Chris Cunningham	-	TE	6' 2"	236	r-Fr.	Jacksonville, Fla.	Atlantic Coast
41	Trey Skeens	FB	86	C.J. Carroll	-	WR	5' 8"	167	r-So.	Olney, Md.	Our Lady of Good Counsel
46	Joey Slye	K	87	Bodhi Long	-	LS	6' 1"	220	Sr.	Salem, Va.	Salem
79	Tyrell Smith	OL	87	Colton Taylor	1	LS	6' 1"	220	r-Jr.	Salem, Va.	Salem
91	Steve Sobczak	DT	88	Divine Deablo	-	WR	6' 3"	208	Fr.	Winston-Salem, N.C.	Mount Tabor
3	Greg Stroman	DB	89	Wright Bynum	-	LS	6' 4"	233	r-Fr.	Columbia, S.C.	Ben Lippen
87	Colton Taylor	LS	89	Devin Wilson	-	WR	6' 3"	206	Jr.	McKees Rocks, Pa.	Montour
96	Jimmie Taylor	DE	90	Mitchell Ludwig	2	P	5' 11"	198	r-Jr.	Abingdon, Va.	Abingdon
57	Wyatt Teller	OL	90	Dalton Roe	-	DT	6' 1"	263	r-Jr.	Williamsburg, Va.	Jamestown
39	Tyrone Thornton	DB	91	Steve Sobczak	-	DT	6' 1"	287	r-So.	Milford, Va.	Massaponax
58	Zack Treser	LB	92	Matt Reinhart	-	LB	6' 2"	228	r-Fr.	Shoemakersville, Pa.	Berks Catholic
98	Ricky Walker	DT	92	Robert Warfel	-	K	5' 10"	164	Sr.	Woodgrove, Va.	Paonian Springs
92	Robert Warfel	K	93	Brian Johnson	-	P	6' 1"	161	Fr.	Washington, D.C.	Gonzaga
28	Curtis Williams	CB	94	Trevon Hill	-	DE	6' 3"	240	r-Fr.	Virginia Beach, Va.	Salem
42	Marshawn Williams	RB	96	Jimmie Taylor	-	DE	6' 2"	240	Fr.	Jacksonville, N.C.	Southwest-Onslow
8	Nigel Williams	DT	97	Tim Settle	-	DT	6' 3"	328	r-Fr.	Manassas, Va.	Stonewall Jackson
89	Devin Wilson	WR	98	Ricky Walker	1	DT	6' 2"	282	r-So.	Hampton, Va.	Bethel
53	Trent Young	LB	99	Vinny Mihota	1	DL	6' 5"	264	r-So.	Fredericksburg, Va.	Massaponax

IN-GAME STAFF

ON THE FIELD

Justin Fuente Head Coach
 Bud Foster Assoc. Head Coach/
 Defensive Coordinator/Linebackers
 Charley Wiles Defensive Line
 Vance Vice Offensive Line
 James Shibes Special Teams/Tight Ends
 Holmon Wiggins Wide Receivers
 Galen Scott Assistant HC/Safeties

IN THE PRESS BOX

Zohn Burden Running Backs
 Brad Cornelsen Offensive Coordinator/
 Quarterbacks
 Brian Mitchell Cornerbacks

PRONUNCIATION GUIDE

JAHQUE ALLEYE jah-KAY ALLEN
 ZOHN Burden (Coach) ZONN
 Augie CONTE CON-tee
 Brad CORNELSEN (Coach) CORNELL-son
 Terrell Edmunds tuh-RELL
 Ken EKANEM ee-CAN-um
 JEROD Evans juh-ROD
 Brandon FACYSON FAY-sun
 Johnathan GALANTE guh-LAHN-tay
 DER'WOUN Greene DARE-ee-on
 Sean HUELSKAMP HULES-camp
 DuWAYNE Johnson Dwayne
 Joe KOSHUTA CO-SHOOT-uh
 KHALIL Ladler kuh-LEAL

SHAI McKenzie SHY
 Travon McMILLIAN mick-MILL-en
 Vinny MIHOTA muh-HOE-ta
 JAMIEON Moss JAY-mee-on
 Andrew MOTUAPUAKA
 mo-TOO-uh-poo-WAH-kuh
 Chase MUMMAU MOO-ma
 YOSUAH NIJMAN YOSH-u-ah NYJ-man
 Parker OSTERLOH OH-ster-low
 Colt PETTIT PEH-tit
 Braxton PFAFF FAFF
 Anthony SHEGOG shih-GOG James
 SHIBEST (Coach) SHE-best
 Steve SOBCZAK SOB-check

DEFENSE

RCB 36 Alexander 6-3 • 193 • So. -OR- 3 Stroman 6-0 • 180 • Jr.	FS 19 Clark 6-0 • 205 • Sr. 23 Greene 5-10 • 196 • r-Sr.	ROVER 22 Te. Edmunds 6-2 • 210 • r-So. 20 Newsome 5-11 • 193 • r-Jr.	LCB 31 Facyson 6-2 • 197 • r-Jr. 36 Alexander 6-3 • 193 • So.
	WHIP 6 Reynolds 6-0 • 183 • So. 24 Shegog 6-2 • 213 • r-Jr.	MLB 54 Motuapuaka 6-0 • 233 • r-Jr. 56 Huelskamp 6-1 • 222 • r-Jr.	LOLB 49 Tr. Edmunds 6-5 • 236 • So. 50 Moss 6-1 • 229 • r-Jr.
	RDE 4 Ekanem 6-3 • 260 • r-Sr. 94 Hill 6-3 • 240 • r-Fr.	NT 60 Baron 6-2 • 280 • Sr. 98 Walker 6-2 • 282 • r-So.	DT 8 N. Williams 6-2 • 297 • r-Sr. 97 Settle 6-3 • 328 • r-Fr.
		LDE 99 Mihota 6-5 • 264 • r-So. 43 Dooley 6-5 • 252 • r-Jr.	

OFFENSE

<div>WR</div> <div>1 Ford 6-2 • 195 • Jr.</div> <div>15 Bradshaw 6-1 • 202 • r-So.</div>	<div>LT</div> <div>69 Nijman 6-7 • 300 • So.</div> <div>79 T. Smith 6-3 • 295 • r-Fr.</div>	<div>LG</div> <div>58 Pettit 6-3 • 298 • r-So.</div> <div>57 Teller 6-5 • 308 • r-Jr.</div>	<div>C</div> <div>64 Gallo 6-2 • 295 • Jr.</div> <div>61 Chung 6-3 • 290 • r-Jr.</div>	<div>RG</div> <div>72 Conte 6-6 • 305 • r-Sr.</div> <div>74 Pfaff 6-5 • 293 • r-So.</div>	<div>RT</div> <div>71 McLaughlin 6-5 • 294 • Sr.</div> <div>67 Osterloh 6-8 • 326 • r-Jr.</div>	<div>WR</div> <div>7 Hodges 6-7 • 245 • r-Jr.</div> <div>88 Deablo 6-3 • 208 • Fr.</div>
<div>WR</div> <div>5 Phillips 6-0 • 199 • Jr.</div> <div>86 Carroll 5-8 • 167 • r-So.</div>	<div>RB</div> <div>45 Rogers 5-11 • 230 • Sr.</div> <div>34 McMillian 6-0 • 205 • r-So.</div>	<div>QB</div> <div>4 Evans 6-3 • 238 • Jr.</div> <div>9 Motley 6-4 • 230 • r-Sr.</div> <div>-OR-</div> <div>17 Jackson 6-1 • 211 • Fr.</div>	<div>TE</div> <div>85 Cunningham 6-2 • 236 • r-Fr.</div> <div>82 Burke 6-3 • 255 • r-Fr.</div>			

SPECIALISTS

K	P	KR	PR	KO	H	PS	KS
46 Slye 5-11 • 210 • Jr. 93 Johnson 6-1 • 161 • Fr.	90 Ludwig 5-11 • 198 • r-Jr. 46 Slye 5-11 • 210 • Jr.	3 Stroman 6-0 • 180 • Jr. 23 Greene 5-10 • 196 • r-Sr.	3 Stroman 6-0 • 180 • Jr. 86 Carroll 5-8 • 167 • r-So.	46 Slye 5-11 • 210 • Jr. 93 Johnson 6-1 • 161 • Fr.	89 Bynum 6-4 • 233 • r-Fr. 86 Carroll 5-8 • 167 • r-So.	87 Taylor 6-1 • 220 • r-Jr. 89 Bynum 6-4 • 233 • r-Fr.	87 Taylor 6-1 • 212 • r-Jr. 89 Bynum 6-4 • 233 • r-Fr.



PASSING										RUSHING					
SEASON	GP	GS	EFFIC.	COMP	ATT	PCT.	YDS	TD	LNG	INT	ATT	YDS	AVG	LNG	TD
2016	1	1	161.76	20	32	62.5	221	4	25	0	5	46	9.2	37	0

- Set a school record with four touchdown passes for a Tech QB in his first start vs. Liberty (9/3).
- Threw for 221 yards and completed 62.5 percent of his passes with no interceptions.
- Led the squad with 46 rushing yards vs. Liberty (9/3)
- Won the starting job after a three-way quarterback battle in training camp.
- Is the first junior college quarterback to start for the Hokies in the modern era.
- Played the last two seasons at Trinity Valley CC.
- 2015 Southwest Junior College Football Conference MVP.**
- 2015 First Team SWJCFC.**
- Led the SWJCFC in passing yards per game (395.5) and touchdowns (38) while landing in the top five in four other categories (completions, attempts, completion percentage, total yards).
- Rated as a 4-star recruit by 247Sports and the fourth-best player in the country, the best player at his position, nationally, and the best player in his state.
- ESPN Football Recruiting listed Evans as the third-best player at his position.
- Scout ranked him a 4-star recruit and the No. 10 player on its JUCO Top 100 list for this year.
- Is one of nine children, includes two sisters, Rebekah and Naomi, and six brothers, Trey, Lance, Caleb, Simeon, Titus, Nathaniel.
- Majoring in sociology.



PASSING										RUSHING					
SEASON	GP	GS	EFFIC.	COMP	ATT	PCT.	YDS	TD	LNG	INT	ATT	YDS	AVG	LNG	TD
2013	1	0	0.00	0	0	0.0	0	0	0	0	0	0	0.0	0	0
2014	4	0	80.93	1	3	33.3	17	0	17	0	14	72	5.1	24	0
2015	10	6	128.85	92	164	56.1	1155	11	61	7	88	224	2.5	22	3
2016	1	0	84.49	5	9	55.6	31	0	12	0	1	5	5.0	5	0
Career	16	6	125.77	98	176	55.7	1203	11	61	7	103	301	2.9	24	3

- Completed five of nine passes for 31 yards vs. Liberty (9/3).
- Started six games after QB Michael Brewer's injury vs. Ohio State (9/7/15) and went 3-3.
- Set **career-highs in attempts (35), completions (20), yards (281), rush attempts (19), rush yards (85)** at ECU (9/26/15).
- Went 14-for-23 for 136 yards and a touchdown and ran 11 times for 26 yards at Miami (10/17/15).
- Went 14-for-28 for 158 yards with a career-high three TD passes and ran nine times for 44 yards vs. NC State (10/9/15).
- Went 15-for-23 for 230 yards and two TDs at Purdue (9/19/15). Ran 15 times for 24 yards and a five-yard TD.



RUSHING									RECEIVING					
SEASON	GP	GS	ATT	YDS	AVG	LONG	TD	NO	YDS	AVG	LONG	TD		
2013	13	2	5	9	1.8	3	0	12	78	6.5	18	0		
2014	13	6	32	140	4.4	17	0	20	230	11.5	26	1		
2015	13	7	61	260	4.3	29	2	16	193	12.1	51	2		
2016	1	1	7	23	3.3	9	0	0	0	0	0	0		
CAREER	40	14	105	432	4.1	29	2	48	501	10.4	51	3		

- Herbie Nominee: Unsung Hero**
- Wuerffel Trophy Preseason Watch List**
- Reese's Senior Bowl Watch List**
- Rushed for 23 yards on seven carries in the season-opener vs. Liberty (9/3)
- Had a **career-high 12 carries** for 52 yards and two catches for 36 yards vs. North Carolina (11/21/15).
- Caught three passes for a **season-high 66 yards** and a touchdown and had three carries for 23 yards vs. Ohio State (9/7/15).
- Also completed a 13-yard pass to Brenden Motley against the Buckeyes.
- Had eight carries for a **career-best 57 yards** vs. NC State (10/9/15).
- Brother, Ben, was an All-American center for Hampden-Sydney.



RUSHING									RECEIVING					
SEASON	GP	GS	ATT	YDS	AVG	LONG	TD	NO	YDS	AVG	LONG	TD		
2015	13	7	200	1043	5.2	63	7	12	64	5.3	19	1		
2016	1	1	13	39	3.0	10	0	0	0	0.0	0	0		
CAREER	14	8	213	1082	5.1	63	7	12	64	5.3	19	1		


- Maxwell Award Preseason Watch List**
- Athlon Sports Preseason Third Team Offense**
- Had 13 carries for 39 yards vs. Liberty (9/3).
- Pieced together three 100-yard rushing games in 2015.
- Had 16 carries for 81 yards and two touchdowns in the Independence Bowl vs. Tulsa (12/26/15).
- Had 29 carries for a **career-high 142 yards** and two touchdowns and one catch for two yards vs. Duke (10/24/15).
- Had a **career-high 33 carries** for 105 yards at Boston College (10/31/15).
- Had six carries for 26 yards vs. Ohio State (9/7/15).
- Started and had nine carries for 55 yards at Purdue (9/19/15).
- Had 11 carries for 96 yards and a touchdown and two catches for 16 yards vs. NC State (10/9/15).
- Started and had 16 carries for 99 yards and three catches for 16 yards and a touchdown at Miami (10/17/15).
- Started and had 24 carries for 135 and two touchdowns at Georgia Tech (11/12/15).



ISAIAH FORD
WR | JR
1 | 6'2 | 195
JACKSONVILLE, FL

RECEIVING							
SEASON	GP	GS	NO	YDS	AVG	LONG	TD
2014	13	11	56	709	12.7	33	6
2015	13	12	75	1164	15.5	75	11
2016	1	1	11	117	10.6	25	1
Career	27	24	142	1990	14.0	75	18

- 2016 Preseason All-ACC
 - Biletnikoff Award Preseason Watch List
 - Maxwell Award Preseason Watch List
 - Herbie Nominee: Best Kept Secret
 - Athlon Sports Preseason All-America Second Team, ACC Preseason First Team
 - 2015 First Team All-ACC by media, coaches and Associated Press
 - Now ranks sixth all-time in career receiving yards at Tech with 1,990.
 - Caught 11 passes for 117 yards in the win vs. Liberty (9/3), setting a VT record with his fourth-straight 100-yard game.
 - Has six career 100-yard games.
 - Is now tied for second all-time in program history behind only Antonio Freeman (22, 1991-94) with 18 career TD catches.
 - Set the school single-season record with 11 TD catches in 2015 (Andre Davis/Antonio Freeman, 9 TD catches).
 - Set the school record for catches in as season with 75 (prev. Jarrett Boykin with 61 in 2011).
 - First Virginia Tech player to have more than 1,000 receiving yards in a single season.
 - Led the ACC in TD receptions (11), receiving yards (1164) and receiving yards per game (89.5) in 2015.
 - Set two *career-highs* and *program bowl game records* with **12 catches** and **227 yards** receiving in the Independence Bowl vs. Tulsa (12/26/15)
 - Had four catches for 39 yards and a *career-best three TD catches* vs. NC State (10/9/15).
 - Set a record for catches as a true freshman at Tech with 56 (prev 30).



CAM PHILLIPS
WR | JR
5 | 6'0 | 199
LAUREL, MD

RECEIVING							
SEASON	GP	GS	NO	YDS	AVG	LONG	TD
2014	13	9	40	498	12.5	36	3
2015	13	10	49	582	11.9	60	2
2016	1	1	5	53	10.6	23	1
Career	27	20	94	1133	12.1	60	6


- Caught five passes for 53 yards with a 23-yard TD in the season-opener vs. Liberty (9/3)
 - His 94 career receptions rank 15th in the school's record book
 - Ranked second on the team in receptions and receiving yards in 2015.
 - Posted three catches for 33 yards in the Independence Bowl vs. Tulsa (12/26/15).
 - Hauled in a *season-high six catches* for 87 yards and a touchdown at Boston College (10/31/15).
 - Caught six balls the very next week for a *career-high 95 yards* at Georgia Tech (11/12/15).
 - Had three catches for 26 yards at Purdue (9/19/15).
 - Had three catches for 78 yards at East Carolina (9/26/15).
 - Registered his first touchdown catch of the season vs. Pittsburgh (10/3/15).



JAYLEN BRADSHAW
WR | R-SO
15 | 6'1 | 202
CHESAPEAKE, VA

RECEIVING							
SEASON	GP	GS	NO	YDS	AVG	LONG	TD
2016	1	0	0	0	0	0	0

- Made his Tech debut in the season-opening victory over Liberty (9/3).
 - Did not see playing time last season after redshirting as a true freshman.
 - A first-team 6A all-state selection by VirginiaPreps at wide receiver
 - A 2013 American Family Insurance First-Team All-USA Virginia Football selection
 - Led South Hampton Roads' public school players in receiving during the regular season and finished with 65 catches for 1,102 yards and 18 touchdowns



C.J. CARROLL
WR | R-SO
86 | 5'6 | 167
OLNEY, MD

RECEIVING							
SEASON	GP	GS	NO	YDS	AVG	LONG	TD
2015	2	0	0	0	0	0	0
2016	1	0	2	9	4.5	11	0
Career	3	0	2	9	4.5	11	0

- Rushed for 24 yards on two attempts and collected his first career catches vs. Liberty (9/3).
 - Appeared in games vs. Furman (9/12/15) and at Purdue (9/19/15).
 - Redshirted and worked on the scout team as a freshman.



BUCKY HODGES
TE | R-JR
7 | 6'7 | 245
VIRGINIA BEACH, VA

RECEIVING							
SEASON	GP	GS	NO	YDS	AVG	LONG	TD
2014	13	10	45	526	11.7	50	7
2015	13	13	40	530	13.3	46	6
2016	1	1	3	42	14.0	20	2
Career	27	24	85	1056	12.4	50	13

- *Mackey Award Preseason Watch List*
- *Athlon Sports Preseason Second Team Offense*
- *2014 Freshman All-American (USA Today)*
- Registered his third career multi-TD receiving game with scoring grabs of 18 and 20 yards vs. Liberty (9/3).
- Had five rushing attempts for 27 yards and a touchdown as well as four catches for 38 yards in the Independence Bowl vs. Tulsa. (12/26/15).
- Set *career-highs* with **101 yards** receiving and **three touchdown catches** vs. Duke (10/24/15).
- Hauled in a career-best 46-yard reception vs. Furman (9/12/15)
- Had three catches for 11 yards and two touchdowns at Purdue (9/19/15).
- Had five catches for 73 yards at East Carolina (9/26/15).
- Had six catches for 44 yards and a touchdown vs. North Carolina (11/21/15).



DIVINE DEABLO
WR | FR
88 | 6'3 | 208
WINSTON-SALEM, NC

RECEIVING							
SEASON	GP	GS	NO	YDS	AVG	LONG	TD
2016	1	0	0	0	0	0	0

- Made his collegiate debut vs. Liberty (9/3).
- Rated as a 4-star recruit by ESPN and the 172nd player in the 2016 ESPN Top 300.
- Ranked the No. 9 player in the state of North Carolina and the No. 22 wide receiver in the country by ESPN.
- Rivals listed him No. 70 by position and No. 20 overall in the state.



CHRIS CUNNINGHAM
TE | R-FR
85 | 6'2 | 236
JACKSONVILLE, FL

RECEIVING							
SEASON	GP	GS	NO	YDS	AVG	LONG	TD
2016	1	1	0	0	0	0	0

- Saw duty at TE in his first career game vs. Liberty (9/3).
- Redshirted as a true freshman.
- Ranked as the No. 11 tight end in the country and the No. 104 player in his state by ESPN Recruiting Nation.
- Ranked as the No. 53 tight end in the country by 247Sports.
- Listed as the No. 45 tight end in the country by Scout.
- Majoring in property management.



XAVIER BURKE
TE | R-FR
82 | 6'3 | 255
LAWRENCEVILLE, VA

RECEIVING							
SEASON	GP	GS	NO	YDS	AVG	LONG	TD
2015	1	0	0	0	0	0	0
2016	1	0	0	0	0	0	0
Career	2	0	0	0	0	0	0

- Saw the field in Tech's victory vs. Liberty (9/3).
- Appeared in one game at East Carolina (9/26/15) and later redshirted.
- Signed with Virginia Tech in 2014, but spent a semester at Fork Union.
- Enrolled at Tech in January 2015.
- Rated the No. 7 Prep School Recruit in the country by the 247Sports Composite Rankings.
- Listed as the No. 1 prep tight end and the No. 3 prep player in Virginia by 247Sports.



JOSH JACKSON
QB | FR
17 | 6'1 | 211
ANN ARBOR, MI

PASSING											RUSHING				
SEASON	GP	GS	EFFIC.	COMP	ATT	PCT.	YDS	TD	LNG	INT	ATT	YDS	AVG	LNG	TD
2016	0	0	0	0	0	0	0	0	0	0	0	0	0	0	0

- Showed glimpses of his potential during Tech's QB competition.
- Rated as a 4-star recruit by ESPN Football Recruiting and the 184th player in the 2016 ESPN Top 300.
- Also ranked as the No. 9 dual-threat quarterback and the No. 4 player in the state by ESPN.
- Rivals listed him No. 22 by position and No. 12 overall in the state.
- Father, Fred Jackson, has been a football coach for more than 40 years, including 23 seasons at Michigan.
- Fred was an all-conference quarterback at Jackson State after leading the conference in passing as a senior.
- Brother, Jeremy, was a wide receiver at Michigan from 2010-13.



JOEY SLYE
K | JR
46 | 5'11 | 210
STAFFORD, VA

FIELD GOALS											X-PTS	POINTS
SEASON	GAMES	MDE-ATT	PCT	1-19	20-29	30-39	40-49	50+	LNG	BLKD	MDE-ATT	
2014	13	20-28	71.4	0-0	10-10	6-8	4-6	0-4	49	2	33-34	93
2015	13	23-30	76.7	0-0	2-2	8-9	13-16	0-3	48	0	41-42	110
2016	1	2-3	66.7	0-0	0-0	2-2	0-0	0-1	34	0	4-4	10
Career	27	45-61	73.8	0-0	12-12	16-19	17-22	0-8	49	2	78-80	213

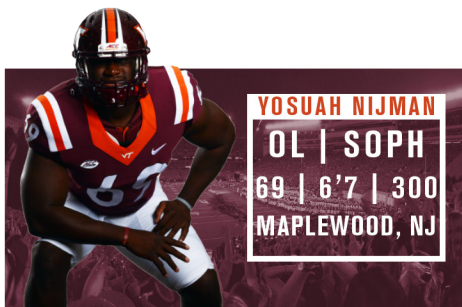
- **Lou Groza Award Preseason Watch List**
- **2015 Lou Groza Award Semifinalist**
- Went 2-for-3 on field goals and 4-for-4 on extra points in the season-opening win vs. Liberty (9/3).
- Ranks ninth on Tech's all-time scoring list with 210 points.
- Went 2-of-2 on field goals and a **career-best 7-of-7 on extra points** in the Independence Bowl vs. Tulsa (12/16/15).
- Went 3-of-4 on field goals and 6-of-6 on PATs at Purdue (9/19/15).
- Went 2-of-2 on field goals vs. Pittsburgh (10/3/15) with a long of 48 yards.
- Went 3-of-4 on field goals and 2-of-2 on PATs vs. Duke (10/24/15).
- Matched his **career-high** with **four made field goals** on four attempts at Boston College (10/31/15).
- Went 3-of-3 on field goals including the game-winner and 2-of-2 on PATs at Virginia (11/28/15).



MITCHELL LUDWIG
P | R-JR
90 | 5'11 | 198
ABINGDON, VA

PUNTING							
SEASON	GAMES	NO.	YDS	AVG	LONG	TB	FC
2016	1	5	195	39.0	52	0	2

- Averaged 39 yards per punt including a 52-yarder in his first game as a punter vs. Liberty (9/3).
- Did not see playing time last season.
- Joined the program as an invited walk-on.



YOSUAH NIJMAN
OL | SOPH
6'7 | 300
MAPLEWOOD, NJ

SEASON	GP	GS
2015	12	0
2016	1	1
Career	13	1

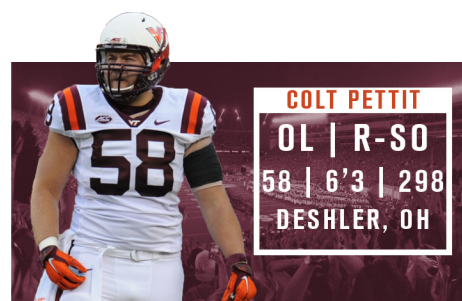
- Registered his first-career start at left tackle vs. Liberty (9/3).
- Appeared in 12 games as a freshman.
- His parents are originally from Suriname, a country in South America.
- Was a top-flight shot put competitor at Columbia High School.



TYRELL SMITH
OL | R-FR
6'3 | 295
NORTH BRUNSWICK, NJ

SEASON	GP	GS
2016	1	0

- Spent last season redshirting.
- A 2013 All-New Jersey second-team selection.
- A first-team all-state selection by the Star-Ledger following his senior season.
- A second-team all-state choice by MSG Varsity as a senior.
- Listed as the No. 27 prospect in New Jersey by Rivals coming out of high school.



COLT PETTIT
OL | R-SO
6'3 | 298
DESHLER, OH

SEASON	GP	GS
2015	1	0
2016	0	0
Career	1	0

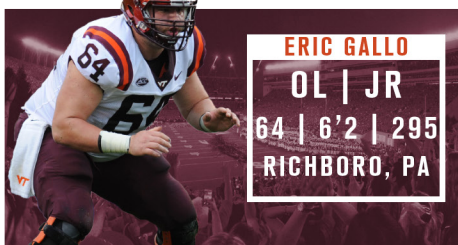
- Registered his first career start at left guard vs. Liberty (9/3).
- Redshirted as a true freshman.
- Dressed for several games early on but sustained an injury in practice the week of the Georgia Tech game.
- Later underwent season-ending surgery on his left shoulder.
- Majoring in consumer studies.



WYATT TELLER
OL | R-JR
6'5 | 308
BEALETON, VA

SEASON	GP	GS
2014	13	6
2015	13	12
2016	1	0
Career	26	18

- Outland Trophy Preseason Watch List*
- Athlon Sports ACC Preseason Third Team Offense*
- Played in all 13 games with 12 starts at left guard.



ERIC GALLO
OL | JR
6'2 | 295
RICHBORO, PA

SEASON	GP	GS
2014	3	0
2015	13	13
2016	1	1
Career	17	14

- Rimington Trophy Preseason Watch List*
- Started and played 13 games at center.
- Majoring in finance.



KYLE CHUNG
OL | R-JR
6'3 | 290
PONTE VEDRA
BEACH, FL

SEASON	GP	GS
2014	1	0
2015	4	1
2016	0	0
Career	5	1

- Made first career start vs. NC State (10/9/15).
- Father, Eugene, was an All-American offensive lineman at Virginia Tech and an NFL player who now coaches in the NFL with the Philadelphia Eagles



AUGIE CONTE
OL | R-SR
72 | 6'6 | 305
RICHMOND, VA

SEASON	GP	GS
2013	5	0
2014	13	10
2015	13	13
2016	1	1
Career	32	24

- Has started in 14 consecutive games, tied for longest streak on the team.
- Started and played in all 13 games at right guard in 2015.



BRAXTON PFAFF
OL | R-SO
74 | 6'5 | 293
LYNCHBURG, VA

SEASON	GP	GS
2014	1	0
2015	2	0
2016	1	0
Career	4	0


- Saw the field in the win vs. Liberty (9/3)
- Played in two games in 2015.



JON MCLAUGHLIN
OL | SR
71 | 6'5 | 294
MAUDLIN, SC

SEASON	GP	GS
2013	13	13
2014	9	9
2015	13	13
2016	1	1
Career	36	36

- Athlon Sports ACC Preseason Fourth Team Offense*
- Has started in 14-consecutive games on the offensive line dating back to last season.
- Started and played all 13 games at left tackle in 2015.



PARKER OSTERLOH
OL | R-JR
67 | 6'8 | 326
WILLIAMSBURG, VA

SEASON	GP	GS
2014	5	0
2015	12	0
2016	0	0
Career	17	0

- Played in 12 games last season.
- Appeared on special teams in six games.



GREG STROMAN

DB | JR
3 | 6'0 | 180
BRISTOW, VA

SEASON	TACKLES						SACKS				PASS DEFENSE					PUNT RETURNS				
	GP	GS	UA	A	TTL	TFL-YDS	NO-YDS	INT	BU	PD	NO.	YDS	AVG	TD	LONG					
2014	13	1	2	1	3	0.0-0	0.0-0	0	1	1	36	249	6.9	0	38					
2015	13	6	16	8	24	0.5-1	0.0-0	2	5	7	31	241	7.8	1	67					
2016	1	1	2	0	2	0.0-0	0.0-0	2	1	3	3	22	7.3	0	19					
Career	27	8	20	9	29	0.5-1	0.0-0	4	7	11	70	512	7.3	1	67					

- Set **career-highs** with **two interceptions** and **three passes defended** vs. Liberty (9/3).
- Set career-highs with **132 punt return yards** and a **career-long return of 67 yards** in the Independence Bowl vs. Tulsa (12/21/15).
- Started, recorded two tackles and one punt return vs. Ohio State (9/7/15).
- Returned a **career-high of five punt returns** with four tackles in his start at Purdue (9/19/15).
- Set a **season-high of five tackles** and picked off his first pass at East Carolina (9/26/15).
- Second career interception came at Boston College (10/31/15).



CURTIS WILLIAMS

CB | R-JR
28 | 5'9 | 176
AMELIA, VA

SEASON	TACKLES						SACKS				PASS DEFENSE									
	GP	GS	UA	A	TTL	TFL-YDS	NO-YDS	INT	BU	PD	NO.	YDS	AVG	TD	LONG					
2014	0	0	0	0	0	0	0	0	0	0	0	0	0	0	0					
2015	1	0	0	0	0	0	0	0	0	0	0	0	0	0	0					
2016	1	0	0	0	0	0	0	0	0	0	0	0	0	0	0					
Career	2	0	0	0	0	0	0	0	0	0	0	0	0	0	0					

- Saw first action of the season and a fielded a punt vs. Liberty (9/3)
- Appeared in one game last season, his collegiate debut, against Furman (9/12/15).
- Majoring in building construction and real estate.



BRANDON FACYSON

CB | R-JR
31 | 6'2 | 197
NEWMAN, GA

SEASON	TACKLES						SACKS				PASS DEFENSE									
	GP	GS	UA	A	TTL	TFL-YDS	NO-YDS	INT	BU	PD	NO.	YDS	AVG	TD	LONG					
2013	12	9	20	7	27	2.0-8	0.0-0	5	8	13										
2014	3	3	5	1	6	0.0-0	0.0-0	0	5	5										
2015	13	10	20	11	31	1.0-1	0.0-0	0	10	10										
2016	1	1	3	0	3	0.0-0	0.0-0	0	2	2										
Career	29	23	48	19	67	3.0-9	0.0-0	5	25	30										

- Athlon Sports ACC Preseason Fourth Team Defense
- 2013 Third Team All-ACC
- Broke up two passes with three tackles vs. Liberty (9/3)
- Collected two tackles, a pass breakup and pass defended vs. Ohio State (9/7/15)
- Made three tackles with a breakup and pass defended vs. Pittsburgh (10/3/15).
- Set **career-highs** with **four pass breakups** and **four passes defended** vs. NC State (10/9/15).
- Set a career-high with five tackles vs. Duke (10/24/15).
- Tied his **career-high of five tackles** with a pass breakup and a pass defended vs. North Carolina (11/21/15).



TYREE RODGERS

DB | FR
2 | 6'1 | 173
CAMDEN, NJ

SEASON	TACKLES						SACKS				PASS DEFENSE									
	GP	GS	UA	A	TTL	TFL-YDS	NO-YDS	INT	BU	PD	NO.	YDS	AVG	TD	LONG					
2016	0	0	0	0	0	0	0	0	0	0	0	0	0	0	0					

- Rated a three-star recruit by 247Sports, Scout and Rivals.
- Scout ranked him No. 2 by position in the state of New Jersey, while Rivals had him ranked the No. 21 overall athlete in the state and 247Sports has him No. 28.
- As a quarterback, threw for 1,569 yards and 13 touchdowns his senior season (to only six interceptions) and ran for 262 yards and four scores.
- On defense, had 16 tackles, five interceptions and four pass break-ups.



CHUCK CLARK
DB | SR
19 | 6'0 | 205
SUFFOLK, VA

TACKLES							SACKS	PASS DEFENSE		
SEASON	GP	GS	UA	A	TTL	TFL-YDS	NO-YDS	INT	BU	PD
2013	12	2	8	14	22	0.0-0	0.0-0	0	0	0
2014	13	11	50	23	73	8.5-21	1.5-9	1	11	12
2015	13	13	65	42	107	3.0-10	1.0-8	1	8	9
2016	1	1	4	3	7	0.0-0	0.0-0	0	0	0
Career	39	27	127	82	209	11.5-31	2.5-17	2	19	21

- **Bednarik Award Preseason Watch List**
- **Athlon Sports ACC Preseason Third Team Defense**
- **Reese's Senior Bowl Watch List**
- Tied for the team-high with seven total tackles vs. Liberty (9/3).
- Made seven tackles with two pass breakups and two passes defended in the Independence Bowl vs. Tulsa (12/26/15).
- Had nine tackles with a half tackle for loss vs. Ohio State (9/7/15).
- Registered a **career-high of 13 tackles** vs. Furman (9/12/15).
- Returned a fumble 20 yards for a touchdown at Purdue (9/19/15).
- Made six tackles with a **career-high three passes defended** at Boston College (10/31/15).
- Tallied 10 tackles with 0.5 tackles for loss and one pass breakup vs. North Carolina (11/21/15).



DER'WOUN GREENE
FS | R-SR
23 | 5'10 | 196
PORSTMOUTH, VA

TACKLES							SACKS	PASS DEFENSE		
SEASON	GP	GS	UA	A	TTL	TFL-YDS	NO-YDS	INT	BU	PD
2013	13	0	5	3	8	0.0-0	0.0-0	0	1	1
2014	9	1	1	3	4	0.0-0	0.0-0	0	0	0
2015	11	0	5	3	8	0.0-0	0.0-0	0	0	0
2016	1	0	0	0	0	0	0	0	0	0
Career	34	1	11	9	20	0.0-0	0.0-0	0	1	1

- Had two kickoff returns for 75 total yards including a 39-yard return in the Independence Bowl vs. Tulsa (12/26/15).
- Recorded a **career-high five tackles** vs. Furman (9/12/15).
- Returned a kickoff for a **career-long 82 yards** with two additional returns at Purdue (9/19/15).
- Had three kickoff returns for 58 yards with a long of 24 at Miami (10/17/15).
- Had a 41-yard kickoff return at Virginia (11/28/15).



TERRELL EDMUNDS
ROV | R-SO
22 | 6'2 | 210
DANVILLE, VA

TACKLES							SACKS	PASS DEFENSE		
SEASON	GP	GS	UA	A	TTL	TFL-YDS	NO-YDS	INT	BU	PD
2015	13	8	16	18	34	1.5-2	0.0-0	0	7	7
2016	1	1	3	2	5	0.0-0	0.0-0	1	0	1
Career	14	9	19	20	39	1.5-2	0.0-0	1	7	8

- Tallied his first career interception and had five tackles vs. Liberty (9/3).
- Made collegiate debut vs. Ohio State (9/7/15).
- Recorded first blocked kick and solo tackle at Purdue (9/19/15).
- Recovered a fumble and posted five tackles in his first collegiate start vs. Pittsburgh (10/3/15).
- Had a **career-high seven tackles** with 1.0 tackle for loss vs. NC State (10/9/15).
- Notched one tackle with three passes defended at Boston College (10/31/15).
- Posted six tackles, a half tackle for loss and two passes defended vs. North Carolina (11/21/15).
- Had one tackle and two passes defended in the Independence Bowl vs. Tulsa (12/26/15).



DEON NEWSOME
S | R-JR
20 | 5'11 | 193
HAMPTON, VA

TACKLES							SACKS	PASS DEFENSE		
SEASON	GP	GS	UA	A	TTL	TFL-YDS	NO-YDS	INT	BU	PD
2014	12	0	2	2	4	0.0-0	0.0-0	0	0	0
2015	6	0	1	0	1	0.0-0	0.0-0	0	0	0
2016	1	0	0	0	0	0	0	0	0	0
Career	19	0	3	2	5	0.0-0	0.0-0	0	0	0

- Recorded a tackle vs. NC State (10/9/15).
- Father, Myron, played football at Virginia Tech.
- Cousin of former Hokie player Tyrel Wilson.
- Majoring in residential environments and design.



KEN EKANEM
DE | R-SR
4 | 6'3 | 260
CENTREVILLE, VA

SEASON	TACKLES						SACKS		PASS DEFENSE			
	GP	GS	UA	A	TTL	TFL-YDS	NO-YDS	INT	BU	PD	QBH	
2013	11	0	1	2	3	0.0-0	0.0-0	0	0	0	0	
2014	13	13	26	27	53	14.5-83	9.5-72	0	1	1	19	
2015	13	13	18	21	39	9.5-38	4.5-18	0	3	3	6	
2016	1	1	3	1	4	1.0-6	1.0-6	0	0	0	1	
Career	38	27	48	51	99	25.0-127	15.0-96	0	4	4	26	

- **Nagurski Trophy Preseason Watch List**
- **Athlon Sports Preseason Second Team Defense**
- **Reese's Senior Bowl Watch List**
- Turned in four tackles, a QB hurry and a sack vs. Liberty (9/3).
- Had two tackles and a sack in the Independence Bowl vs. Tulsa (12/26/15).
- Posted a **career-high nine tackles** with 2.5 tackles for loss, 1.5 sacks and one pass defended vs. NC State (10/9/15).
- Posted four tackles with one pass breakup and pass defended each vs. Furman (9/12/15).
- Forced one fumble and made two tackles, including 1.5 tackles for loss at East Carolina (9/26/15).
- Notched five tackles with 1.0 sack, 2.0 tackles for loss at Georgia Tech (11/12/15).
- Forced a fumble with three tackles and 1.5 tackles for loss at Virginia (11/28/15).
- Tallied a **career-high three sacks** vs. North Carolina (10/4/14).
- **Career-high 3.5 tackles for loss** came vs. East Carolina (9/13/14)



TREVON HILL
DE | R-FR
94 | 6'3 | 240
VIRGINIA BEACH, VA

SEASON	TACKLES						SACKS		PASS DEFENSE			
	GP	GS	UA	A	TTL	TFL-YDS	NO-YDS	INT	BU	PD	QBH	
2016	1	0	0	2	2	0.0-0	0.0-0	0	0	0	1	

- Posted two tackles and a QB hurry in his Tech debut vs. Liberty (9/3).
- Spent last season redshirting.
- Listed as the No. 21 weakside defensive end in the nation and the No. 17 prospect in the state by Rivals.
- Ranked as the No. 231 prospect in the country, the No. 4 weakside defensive end in the country and the No. 12 player in his state by 247Sports.
- Was listed as the No. 46 defensive end in the country and the No. 8 defensive end in the East by Scout.
- Ranked as the No. 30 defensive end in the country, the No. 39 player in his region and the No. 13 player in the state by ESPN Recruiting Nation.



VINNY MIHOTA
DL | R-SO
99 | 6'5 | 264
FREDERICKSBURG, VA

SEASON	TACKLES						SACKS		PASS DEFENSE			
	GP	GS	UA	A	TTL	TFL-YDS	NO-YDS	INT	BU	PD	QBH	
2014	0	0	0	0	0	0	0	0	0	0	0	
2015	12	1	4	8	12	2.5-9	1.0-5	0	0	0	0	
2016	1	1	1	3	4	0.0-0	0.0-0	0	0	0	2	
Career	13	2	5	11	16	2.5-9	1.0-5	0	0	0	2	


- Recorded four tackles and two QB hurries vs. Liberty (9/3).
- **Career-high three tackles** and first career sack came in the Independence Bowl vs. Tulsa (12/26/15).
- Made two tackles vs. Ohio State (9/7/15) and Furman (9/12/15).
- Blocked a kick versus Pittsburgh (10/3/15).
- Had two tackles with 0.5 tackles for loss at Miami (10/17/15).
- Collected two tackles with 1.0 tackles for loss and a forced fumble vs. North Carolina (11/21/15).
- Made first collegiate start at Virginia (11/28/15).
- His older brother, Anthony, was a starting center for Virginia's football team



SETH DOOLEY
DE | R-JR
43 | 6'5 | 252
SALEM, VA

SEASON	TACKLES						SACKS		PASS DEFENSE			
	GP	GS	UA	A	TTL	TFL-YDS	NO-YDS	INT	BU	PD	QBH	
2014	13	0	3	2	5	0.0-0	0.0-0	0	0	0	0	
2015	11	0	0	4	4	0.0-0	0.0-0	0	0	0	0	
2016	1	0	0	0	0	0	0	0	0	0	0	
Career	25	0	3	6	9	0.0-0	0.0-0	0	0	0	0	

- Appeared in 11 games as a redshirt sophomore.
- Recorded first tackle of the season vs. Furman (9/12/15).
- Tied a career high two tackles vs. NC State (10/9/15).
- Made one tackle vs. Duke (10/24/15).



TACKLES							SACKS		PASS DEFENSE		
SEASON	GP	GS	UA	A	TTL	TFL-YDS	NO-YDS	INT	BU	PD	
2015	13	2	20	10	30	4.0-17	0.0-0	0	1	1	
2016	1	1	1	2	3	0.0-0	0.0-0	0	2	2	
Career	14	3	21	12	33	4.0-17	0.0-0	0	3	3	

- Matched the team-lead with two pass breakups vs. Liberty (9/3).
- Had two tackles and recovered a fumble in his collegiate debut vs. Ohio State (9/7/15).
- Collected four tackles with 1.0 tackle for loss and one fumble recovery at East Carolina (9/26/15).
- Had a **career-best 2.0 tackles for loss** vs. NC State (10/9/15).
- Broke up and defended one pass each with two tackles at Miami (10/17/15).
- Had eight tackles and a TFL vs. Duke (10/24/15).
- Made a **career-high nine tackles** in the Independence Bowl vs. Tulsa (12/26/15).



TACKLES							SACKS		PASS DEFENSE		
SEASON	GP	GS	UA	A	TTL	TFL-YDS	NO-YDS	INT	BU	PD	
2014	6	0	1	2	3	0.0-0	0.0-0	0	0	0	
2015	13	5	16	13	29	0.5-1	0.0-0	0	2	2	
2016	1	0	0	1	1	0	0	0	0	0	
Career	20	5	17	16	33	0.5-1	0.0-0	0	2	2	

- Credited with an assisted tackle vs. Liberty (9/3).
- Started and had seven tackles in the Independence Bowl vs. Tulsa (12/26/15).
- Recovered a fumble against Ohio State (9/7/15).
- Tallied three tackles in his first collegiate start at Boston College (10/31/15).
- Collected four tackles and a pass defended after starting at Georgia Tech (11/12/15).
- Recorded a **career-high eight tackles** and one fumble recovery vs. North Carolina (11/21/15).
- Was in on his first-career tackle for loss at Virginia (11/28/15).



TACKLES							SACKS		PASS DEFENSE		
SEASON	GP	GS	UA	A	TTL	TFL-YDS	NO-YDS	INT	BU	PD	
2014	12	4	27	27	54	4.0-11	2.0-8	0	0	0	
2015	11	11	41	32	73	11.5-49	4.0-39	1	3	4	
2016	1	1	2	5	7	0.0-0	0.0-0	0	0	0	
Career	24	16	70	64	134	15.5-60	6.0-47	1	3	4	

- Shared the team-high with seven tackles vs. Liberty (9/3).
- Had seven tackles, 1.5 tackles for loss, a sack and a pass defended in the Independence Bowl vs. Tulsa (12/26/15).
- Had a **season-high of 12 tackles, tying a career high 2.5 tackles for loss** at Georgia Tech (11/12/15).
- Had four tackles and an 18-yard interception returned for a touchdown vs. Furman (9/12/15).
- Tallied seven tackles with 1.0 sack, forcing two fumbles vs. Pittsburgh (10/3/15).
- Logged 10 tackles with 1.0 tackles for loss and two passes defended at Miami (10/17/15).
- Posted seven tackles, including 2.0 tackles for loss and 1.0 sack, and recovered a fumble for 34 yards at Boston College (10/31/15).
- **Career-high two sacks** came at Wake Forest (11/22/14).
- Had a **career-best 14 tackles** vs. Boston College (11/1/14).



TACKLES							SACKS		PASS DEFENSE		
SEASON	GP	GS	UA	A	TTL	TFL-YDS	NO-YDS	INT	BU	PD	
2014	2	0	1	1	2	0.0-0	0.0-0	0	0	0	
2015	4	2	7	6	13	3.5-11	1.0-8	1	0	1	
2016	1	0	1	1	2	0.0-0	0.0-0	0	0	0	
Career	7	2	9	8	17	3.5-11	1.0-8	1	0	1	

- Posted two tackles vs. Liberty (9/3).
- Collected two tackles vs. Furman (9/12/15).
- Made one tackle, defended one pass and recorded his first-career interception at Purdue (9/19/15).
- Set **career-highs** with **10 tackles** and **3.5 tackles for loss** at East Carolina (9/26/15).



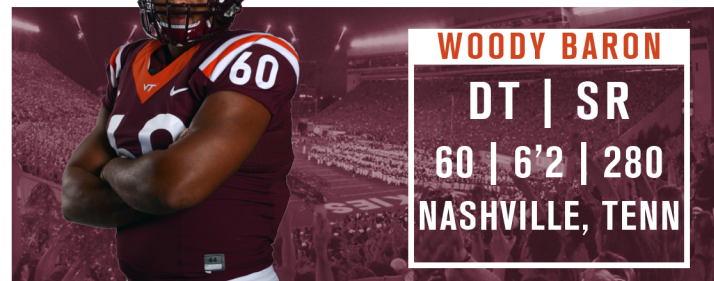
SEASON	TACKLES						SACKS		PASS DEFENSE		
	GP	GS	UA	A	TTL	TFL-YDS	NO-YDS	INT	BU	PD	
2015	13	2	6	5	11	2.5-7	0.0-0	0	0	0	
2016	1	1	3	0	3	1.0-1	0.0-0	0	0	0	
Career	14	3	9	5	14	3.5-8	0.0-0	0	0	0	

- Recovered a fumble, had three tackles and a TFL vs. Liberty (9/3).
- Collegiate debut came vs. Ohio State (9/7/15).
- Set *career-highs* with **five tackles** and **2.5 tackles for loss** in the Independence Bowl vs. Tulsa (12/26/15).
- Recorded first collegiate tackle at Purdue (9/19/15).
- Made first collegiate start at Georgia Tech (11/12/15).



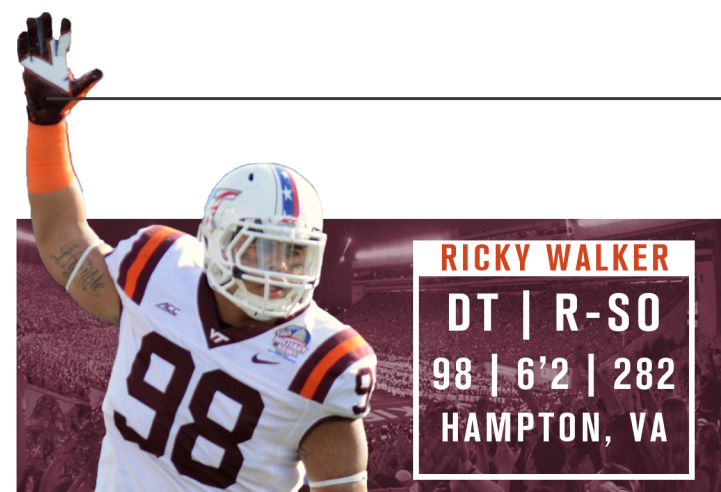
SEASON	TACKLES						SACKS		PASS DEFENSE			
	GP	GS	UA	A	TTL	TFL-YDS	NO-YDS	INT	BU	PD	QBH	
2014	13	0	0	2	2	0.0-0	0.0-0	0	0	0	0	
2015	12	0	0	1	1	0.0-0	0.0-0	0	0	0	0	
2016	1	0	1	0	1	0	0	0	0	0	0	
Career	26	0	1	3	4	0.0-0	0.0-0	0	0	0	0	

- Tallied a solo tackle vs. Liberty (9/3)
- Played on special teams in 12 of Tech's 13 games in 2015.
- Majoring in creative writing.



SEASON	TACKLES						SACKS		PASS DEFENSE			
	GP	GS	UA	A	TTL	TFL-YDS	NO-YDS	INT	BU	PD	QBH	
2013	13	0	4	4	8	0.0-0	0.0-0	0	0	0	4	
2014	12	2	1	6	7	1.0-1	0.5-1	0	0	0	2	
2015	13	5	16	12	28	8.0-31	3.0-22	0	0	0	1	
2016	1	1	1	4	5	0.0-0	0.0-0	0	0	0	0	
Career	39	8	22	26	48	9.0-32	3.5-23	0	0	0	7	

- Matched his *career-high* with **five total tackles** vs. Liberty (9/3).
- Made three tackles with his first career sack at Purdue (9/19/15).
- Set a *career-high* with **2.5 tackles for loss** vs. Furman (9/12/15).
- Recorded five tackles with 1.0 tackle for loss at Georgia Tech (11/12/15).
- Made four tackles with 1.5 tackles for loss and his third sack of the season vs. NC State (10/9/15).
- Forced a fumble with four tackles at Miami (10/17/15).
- Recovered a fumble vs. North Carolina (11/21/15).



SEASON	TACKLES						SACKS		PASS DEFENSE			
	GP	GS	UA	A	TTL	TFL-YDS	NO-YDS	INT	BU	PD	QBH	
2014	11	0	1	8	9	1.0-5	0.0-0	0	0	0	0	
2015	0	0	0	0	0	0	0	0	0	0	0	
2016	1	0	0	0	0	0	0	0	0	0	1	
Career	12	0	1	8	9	1.0-5	0.0-0	0	0	0	1	

- Appeared in the season-opener vs. Liberty (9/3) and registered a QB hurry.
- Redshirted last season
- Played in 11 games as a true freshman.
- Career-high three tackles* came vs. Virginia (11/28/14).



NIGEL WILLIAMS
 DT | R-SR
 8 | 6'2 | 297
 RICHMOND, VA

SEASON	TACKLES						SACKS		PASS DEFENSE			
	GP	GS	UA	A	TTL	TFL-YDS	NO-YDS	INT	BU	PD	QBH	
2013	13	0	7	7	14	7.0-23	2.0-9	0	0	0	4	
2014	13	10	15	19	34	9.5-46	4.5-31	0	0	0	10	
2015	13	0	5	3	8	1.5-2	0.0-0	0	1	1	0	
2016	1	1	2	1	3	0.0-0	0.0-0	0	0	0	0	
Career	40	11	29	30	59	18.0-71	6.5-40	0	1	1	14	

- Collected three total tackles, including two solo stops, vs. Liberty (9/3).
- Logged one pass breakup and defended a pass vs. Furman (9/12/15).
- Recorded a *season-high three tackles* with 1.0 tackle for loss at Georgia Tech (11/12/15).
- Registered a career-high two sacks at Wake Forest (11/22/14).
- Last matched his career-high of five tackles vs. Virginia (11/28/15)



TIM SETTLE
 DT | R-FR
 97 | 6'3 | 328
 MANASSAS, VA

SEASON	TACKLES						SACKS		PASS DEFENSE			
	GP	GS	UA	A	TTL	TFL-YDS	NO-YDS	INT	BU	PD	QBH	
2016	0	0	0	0	0	0	0	0	0	0	0	

- Made his Tech debut vs. Liberty (9/3).
- Spent last season redshirting.
- Now weighs in at 328 pounds after dropping a significant amount of weight in the offseason.
- Ranked as the No. 19 overall player in the country, the No. 4 defensive tackle in the country, the No. 2 player in his region and the No. 2 player in the state by ESPN Recruiting Nation.
- Rated as the No. 39 overall player in the country by PrepStar.
- Listed as the No. 174 player nationally, the No. 17 defensive tackle in the country and the No. 10 prospect in Virginia by Rivals.

THE LAST TIME

TEAM

Scored 90+ points	99, vs. Emory & Henry, 1919
Scored 80-89 points	86, vs. Roanoke College, 1905
Scored 70-79 points	77, vs. Akron, 1995
Scored 60-69 points	66, vs. Appalachian State, 2011
Scored 50-59 points	55, vs. Tulsa, 2015
Scored 40-49 points	43, at Duke (4OT), 2015
Back-to-back 40+ games	vs. Furman (45), at Purdue (51), 2015
Three straight 40+ games	at NCSU (41), vs. CMU (45), vs. WF (52), 2010
Four straight 40+ games	NCSU (41), CMU (45), WF (52), Duke (44), 2010
Rushed for 500+ yards	500, at Pittsburgh, 1993
Rushed for 400-499 yards	444, vs. Marshall, 2009
Rushed for 300-399 yards	308, vs. Western Michigan, 2014
Rushed for 200-299 yards	254, vs. Tulsa, 2015
Passed for 500+ yards	504, at Syracuse, 2002
Passed for 400-499 yards	408, at Wake Forest, 1972
Passed for 300-399 yards	344 vs. Tulsa, 2015
Passed for 200-299 yards	273, vs. UNC, 2015
Rushed/Passed for 200+ yards	vs. Liberty 2016
	222 rush, 221 pass
Had 600+ yards in total offense	605, vs. Wake Forest, 2010
Had 500-599 yards in total offense	598, vs. Tulsa, 2015
Scored on first offensive play	vs. Appalachian State, 2011
	David Wilson 20-yard run
Won on final offensive play	vs. Virginia, 2012
	Cody Journell 29 yd FG
Lost on final offensive play	UNC, 2015
	Quinshad Davis 5-yd pass from Marquise Williams (OT)
Won in overtime	29-21, vs. Marshall, 2013
Lost in overtime	30-27 (OT), vs. UNC, 2015
Recorded a safety	vs. Liberty, 2016
Recorded two defensive TDs	at Boston College, 2008
Zero punts in a game	vs. James Madison, 2010
Zero sacks allowed in a game	vs. Furman, 2015
Recorded a shutout	vs. Bowling Green, 2012
Held opp. to 0 yards or less rushing	-15, vs. Florida State, 2012
Blocked two kicks in a game	vs. Marshall, 2013
Scored special teams TD	vs. Tulsa, 2015
Scored defensive & special teams TD	at Purdue, 2015
Played an overtime game	vs. Duke [4 OT], 2015

INDIVIDUAL

Rushed for 200+ yards	253, Darren Evans, vs. Maryland, 2008
Rushed for 150-199 yards	157, J.C. Coleman, vs. Cincinnati, 2014
Two players rushed for 100 yards	NC State, 2010
	(Darren Evans, 160 yds. & Tyrod Taylor, 121 yds.)
Three players rushed for 100 yards	at South Carolina, 1974
	Phil Rogers (120), Roscoe Coles (111) & George Heath (104)
Had 40+ carries	42, Cyrus Lawrence, vs. Memphis St., 1981
Had 30-39 carries	33, Travon McMillian, at BC, 2015
Had 20-29 carries	21, Travon McMillian, UNC, 2015
Had two players with 20+ carries	Logan Thomas (23) & Trey Edmunds (22) vs. Marshall, 2013
Rushed for 6 TDs	Tommy Francisco, vs. VMI, 1966
Rushed for 5 TDs	Lee Suggs, at UCF, 2000
Rushed for 4 TDs	Trey Edmunds, at Miami, 2013
Rushed for 3 TDs	David Wilson, vs. Appalachian State, 2011
Rushed for 2 TDs	Travon McMillian, vs. Tulsa, 2015
Passed for 500+ yards	504, Bryan Randall, at Syracuse, 2002
Passed for 300-499 yards	344, Michael Brewer, vs. Tulsa, 2015
Passed for 200-299 yards	221, Jerod Evans, vs. Liberty, 2016
Two QBs each pass for 100+ yards	vs. Appalachian State, 2011
	(Logan Thomas, 149 yds. & Mark Leal, 113 yds.)

Passed for 5 TDs	Bryan Randall, at Syracuse, 2002
Passed for 4 TDs	Jerod Evans, vs. Liberty, 2016
Passed for 3 TDs	Michael Brewer, vs. Duke (4 OT), 2015
Passed for 2 TDs	Michael Brewer, at UVA, 2015
Two QBs with 2 TD passes apiece	Logan Thomas and Mark Leal vs. Appalachian State, 2011
Had 50+ pass attempts	56, Michael Brewer, vs. East Carolina, 2014
Had 40-49 pass attempts	45, Michael Brewer, vs. Duke (4 OT), 2015
Had 30-39 pass attempts	32, Jerod Evans, vs. Liberty, 2016
Had 20-29 pass attempts	29, Michael Brewer at UVA, 2015
Had 30+ pass completions	31, Michael Brewer, vs. Boston College, 2014
Had 20-29 pass comps	20, Jerod Evans, vs. Liberty, 2016
QB rush/pass for 100 yards	Logan Thomas, at Miami, 2012
	(124 rush, 199 pass)
Had 10+ receptions	11, Isaiah Ford, vs. Liberty, 2016
Had 250+ yards receiving	279, Ernest Wilford, at Syracuse, 2002
Had 200-249 yards receiving	227, Isaiah Ford, vs. Tulsa, 2015
Had 100+ yards receiving	121, Isaiah Ford, at UVA, 2015
Two players with 100+ receiving	at Miami, 2013
	Joshua Stanford (107) & Willie Byrn (103)
Had 4 TD receptions	Ernest Wilford at Syracuse, 2002
Had 3 TD receptions	Bucky Hodges, vs. Duke (4 OT), 2015
Had 2 TD receptions	Bucky Hodges, vs. Liberty, 2016
Intercepted 3 passes	Kendall Fuller, vs. Duke, 2013
Intercepted 2 passes	Greg Stroman, vs. Liberty, 2016
Returned a KO for TD	Demitri Knowles, at UNC, 2012
Returned punt for TD	Greg Stroman, vs. Tulsa, 2015
Returned an INT for TD	Andrew Motuapuaka, vs. Furman, 2015
Returned a fumble for TD	Andrew Motuapuaka at BC, 2015
Returned blocked punt for TD	Adonis Alexander, at Purdue, 2015
Returned blocked FG for TD	D.J. Parker, vs. GT, 2005
Returned blocked PAT for 2 pts	Stephan Virgil, vs. ECU, 2008
Blocked an extra point	Dadi Nicolas, vs. Miami, 2014
Blocked a FG	Vinny Mihota, vs. Pittsburgh, 2015
Blocked a punt	Terrell Edmunds, vs. Purdue, 2015
Scored a def. and special teams TD in a game	DeAngelo Hall vs. Arkansas St., 2002 (49-yd. INT & 69-yd. PR)
Returned two punts for TDs	DeAngelo Hall vs. Syracuse, 2003 (58 & 60 yds.)
Successful 2-point conversion	vs. Duke (4 OT), 2015
	Travon McMillian, rush
Made 6 FGs	Mickey Thomas, vs. Vanderbilt, 1989
Made 5 FGs	Chris Kinzer, vs. Vanderbilt, 1986
Made 4 FGs	Joey Slye, at BC, 2015
Made 3 FGs	Joey Slye, at UVA, 2015
Kicked a 60+ FG	61, Wayne Latimer, vs. Florida St., 1975
Kicked a 50-59 FG	56, Cody Journell, at Boston College, 2013
Kicked a 40-49 FG	Joey Slye, vs. Tulsa, 2015
Kicked two 40+ yards FGs in one game	Joey Slye, at UVA, 2015
Kicked a 70+ punt	75, Michael Branthover, at Duke, 2011
Kicked a 60-69 punt	60, A.J. Hughes, vs. Boston College, 2014



THE LAST TIME – OPPONENT

TEAM

Scored 70+ points	77, Alabama, 1973
Scored 60-69 points	66, Washington & Lee, 1951
Scored 50-59 points	52, Tulsa, 2015
Scored 40-49 points	45, Duke (4 OT), 2015

Rushed for 500+ yards	748, Alabama, 1973
Rushed for 400-499 yards	461, Alabama, 1972
Rushed for 300-399 yards	360, No. 1 Ohio State, 2015
Rushed for 200-299 yards	262 at UVA, 2015
Had 50-99 yards rushing	74, Wake Forest, 2014
Had FEWER than 50 yards rushing	38, Virginia, 2014

Passed for 500+ yards	NEVER
Passed for 400-499 yards	427, East Carolina, 2014
Passed for 350-399 yards	374, Miami, 2015
Had 50-99 yards passing	70, vs. Liberty, 2016
Had FEWER than 50 yards passing	20, Duke, 2008

Had 800+ yards in total offense	833, Alabama, 1973
Had 700-799 yards in total offense	NEVER
Had 600-699 yards in total offense	604, Syracuse, 2002
Had 500-599 yards in total offense	563, vs. Tulsa, 2015

Recorded a safety	Boston College [2], 2008
Recorded a defensive TD	at GT, 2015
Shut out Tech	Cincinnati, 1995
Blocked two kicks in a game	Duke, 2006
Scored a special teams TD	Alabama, 2013
Scored defensive & special teams TD	Alabama, 2013

INDIVIDUAL

Rushed for 200+ yards	249, Duke Johnson, Miami, 2014
Rushed for 150-199 yards	169, James Summers, East Carolina, 2015
Rushed for 100-149 yards	105, D'Angelo Brewer, Tulsa, 2015
Two players rushed for 100 yards	Miami, 2014
	Duke Johnson (249) & Gus Edwards (115)

Three players rushed for 100 yards	NEVER
Had 40+ carries	44, Paul Palmer, Temple, 1986
Had 35-39 carries	38, Derrick Knight, Boston College, 2003
Rushed for 6 TDs	Willis McGahee, Miami, 2002
Rushed for 5 TDs	NEVER
Rushed for 4 TDs	Chris Brantley, Rutgers, 1992
Rushed for 3 TDs	Tevin Washington, Georgia Tech, 2011
Rushed for 2 TDs	D'Angelo Brewer, Tulsa, 2015

Passed for 500+ yards	NEVER
Passed for 400-499 yards	427, Shane Carden, East Carolina, 2014
Passed for 300-399 yards	374, Dane Evans, Tulsa, 2015
Passed for 5 TDs	NEVER
Passed for 4 TDs	Thomas Sirk, Duke (4 OT), 2011
Passed for 3 TDs	Dane Evans, Tulsa, 2015
Had 50+ pass attempts	52, Matt Ryan, Boston College, 2007
Had 40-49 pass attempts	44, Dane Evans, Tulsa, 2015
Had 30-39 pass attempts	38, Matt Johns, UVA, 2015
Had 30+ pass completions	30, Dominique Davis, ECU, 2010
Had 20-29 pass comps	23, Shane Carden, East Carolina, 2014
QB rush/pass for 100 yards	Thomas Sirk, Duke (4 OT), 2015
	270 yds passing, 109 yds rushing

Had 11+ receptions	11, Josh Atkins, Tulsa, 2015
Had 250+ yards receiving	NEVER

Had 200-249 yards receiving	224, Cam Worthy, East Carolina, 2014
Had 100+ yards receiving	Two players, Cincinnati, 2014
Two players w/100+ yards receiving	Tulsa, 2015
	Josh Atkinson, 139 & Keyarris Garrett, 137

Had 4 TD receptions	Chris Brantley, Rutgers, 1992
Had 3 TD receptions	Coby Fleener, Stanford, 2011
Had 2 TD receptions	Max McCaffrey, Duke (4 OT), 2015

Intercepted 3 passes	Aaron Beasley, West Virginia, 1994
Intercepted 2 passes	Arti Burns, Miami, 2015

Returned a KO for TD	Christion Jones, Alabama, 2013
Returned punt for TD	William Likely, Maryland, 2013
Returned an INT for TD	David Dean, Virginia, 2014
Returned/recovered a fumble for TD	Alpha Jalloh, Liberty, 2016
Returned blocked punt for TD	T.J. Lee, East Carolina, 2008
Returned blocked FG for TD	NEVER
Returned blocked PAT for 2 pts	Nigel Bradham, FSU, 2010
Blocked an extra point	Richard Ash, Western Michigan, 2014
Blocked a FG	Connor Wujciak, Boston College, 2014
Blocked a punt	Gabriel Terry, Miami, 2012
2-point conversion	Florida State, 2012
	Nick O'Leary pass from E.J. Manuel

Made 6 FGs	NEVER
Made 5 FGs	Alex Henery, Nebraska, 2009
Made 4 FGs	Will Snyderwine, Duke, 2009
Made 3 FGs	Ross Martin, Duke (4 OT), 2015
Kicked a 60+ FG	NEVER
Kicked a 50-59 FG	53, Ross Martin, Duke, 2013
Kicked two 50+ FGs	51 & 53, Ross Martin, Duke, 2013
Kicked a 40-49 FG	42 & 42, Ian Frye, UVA, 2015

Kicked a 70+ punt	76, Alex Henery, Nebraska, 2009
Kicked a 60-69 punt	60, Alexander Kinal, Wake Forest, 2014

TURNOVERS

THE LAST TIME TECH...

Lost two fumbles	Virginia, 2014
Lost three fumbles	Miami, 2014
Lost four fumbles	Liberty, 2016
Lost five or more fumbles	5, Kentucky, 1977

Threw three interceptions	@ Miami, Brenden Motley, 2015
Threw four interceptions	vs. Duke, 2013
Threw five interceptions	vs. Virginia, 1994
Threw six or more interceptions	7, vs. Florida St., 1959

THE LAST TIME AN OPPONENT...

Lost two fumbles	vs. Ohio State, 2015
Lost three fumbles	vs. UNC (OT), 2015
Lost four fumbles	vs. Arkansas St., 2002
Lost five or more fumbles	5, Clemson, 1985

Threw three interceptions	at Ohio State, 2014
Threw four interceptions	vs. Duke, 2013
Threw five interceptions	Georgia Tech, 2007
Threw six or more interceptions	6, Rutgers, 1998

VIRGINIA TECH FOOTBALL

2016 SEASON - AS OF SEPTEMBER 4

RECORD	OVERALL	HOME	AWAY	NEUTRAL
ALL GAMES	1-0	1-0	0-0	0-0
CONFERENCE	0-0	0-0	0-0	0-0
NON-CONFERENCE	1-0	1-0	0-0	0-0

DATE	OPPONENT	LOCATION	TV	SCORE	ATTEND
Sep 03, 2016	Liberty	Blacksburg, Va.	ACC NETWORK	W 36-16	62,234
! Sep 10, 2016	vs. Tennessee	Bristol Motor Speedway	ABC	8:00 PM	
* Sep 17, 2016	Boston College	Blacksburg, Va.	ESPNU	3:30 PM	
Sep 24, 2016	East Carolina	Blacksburg, Va.		TBA	
* Oct 08, 2016	at North Carolina	Chapel Hill, N.C.		TBA	
* Oct 15, 2016	at Syracuse	Syracuse, N.Y.		TBA	
* Oct 20, 2016	Miami	Blacksburg, Va.	ESPN	7:00 PM	
* Oct 27, 2016	at Pittsburgh	Pittsburgh, Pa.	ESPN	7:00 PM	
* Nov 05, 2016	at Duke	Durham, N.C.		TBA	
* Nov 12, 2016	Georgia Tech	Blacksburg, Va.		TBA	
Nov 19, 2016	at Notre Dame	Notre Dame, Ind.	NBC	3:30 PM	
* Nov 26, 2016	Virginia	Blacksburg, Va.		TBA	
% Dec 03, 2016	Atlantic vs. Coastal	Bank of America Stadium		TBA	
* - Atlantic Coast Conference Game		Rankings: (AP/Coaches)			
! - Battle at Bristol (Bristol, Tenn.)					
% - ACC Championship (Charlotte, N.C.)					

RUSHING	GP	ATT	GAIN	LOSS	NET	AVG	TD	LONG	AVG/G
Jerod Evans	1	5	57	11	46	9.2	0	37	46.0
Travon McMillian	1	13	42	3	39	3.0	0	10	39.0
Deshawn McClease	1	8	28	1	27	3.4	0	7	27.0
C.J. Carroll	1	2	24	0	24	12.0	0	16	24.0
Sam Rogers	1	7	23	0	23	3.3	0	9	23.0
Shai McKenzie	1	4	22	0	22	5.5	0	9	22.0
Cam Phillips	1	5	14	0	14	2.8	0	5	14.0
Brenden Motley	1	1	5	0	5	5.0	0	5	5.0
Bucky Hodges	1	1	4	0	4	4.0	0	4	4.0
Henri Murphy	1	1	3	0	3	3.0	0	3	3.0
TEAM	1	1	0	1	-1	-1.0	0	0	-1.0
TOTAL	1	48	222	16	206	4.3	0	37	206.0
OPPONENTS	1	35	115	25	90	2.6	1	12	90.0

PASSING	GP	EFFIC	ATT-CMP-INT	PCT	YDS	TD	LONG	AVG/G
Jerod Evans	1	161.76	20-32-0	62.5	221	4	25	221.0
Brenden Motley	1	84.49	5-9-0	55.6	31	0	12	31.0
TOTAL	1	144.80	25-41-0	61.0	252	4	25	252.0
OPPONENTS	1	32.89	9-27-3	33.3	70	0	15	70.0

RECEIVING	GP	NO.	YDS	AVG	TD	LONG	AVG/G
Isaiah Ford	1	11	117	10.6	1	25	117.0
Cam Phillips	1	5	53	10.6	1	23	53.0
Bucky Hodges	1	3	42	14.0	2	20	42.0
Shai McKenzie	1	2	11	5.5	0	6	11.0
C.J. Carroll	1	2	9	4.5	0	11	9.0
Henri Murphy	1	1	12	12.0	0	12	12.0
Devin Wilson	1	1	8	8.0	0	8	8.0
TOTAL	1	25	252	10.1	4	25	252.0
OPPONENTS	1	9	70	7.8	0	15	70.0

TEAM STATISTICS	HOKIES	OPPONENT
SCORING	36	13
Points Per Game	36.0	13.0
Points Off Turnovers	7	13
FIRST DOWNS	24	11
Rushing	8	4
Passing	15	4
Penalty	1	3
RUSHING YARDAGE	206	90
Yards gained rushing	222	115
Yards lost rushing	16	25
Rushing Attempts	48	35
Average Per Rush	4.3	2.6
Average Per Game	206.0	90.0
TDs Rushing	0	1
PASSING YARDAGE	252	70
Comp-Att-Int	25-41-0	9-27-3
Average Per Pass	6.1	2.6
Average Per Catch	10.1	7.8
Average Per Game	252.0	70.0
TDs Passing	4	0
TOTAL OFFENSE	458	160
Total Plays	89	62
Average Per Play	5.1	2.6
Average Per Game	458.0	160.0
KICK RETURNS: #-Yards	2-61	0-0
PUNT RETURNS: #-Yards	5-16	1--2
INT RETURNS: #-Yards	3-15	0-0
KICK RETURN AVERAGE	30.5	0.0
PUNT RETURN AVERAGE	3.2	-2.0
INT RETURN AVERAGE	5.0	0.0
FUMBLES-LOST	5-4	1-1
PENALTIES-Yards	4-33	13-75
Average Per Game	33.0	75.0
PUNTS-Yards	5-195	8-320
Average Per Punt	39.0	40.0
Net punt average	39.4	38.0
KICKOFFS-Yards	7-455	4-263
Average Per Kick	65.0	65.8
Net kick average	40.0	44.2
TIME OF POSSESSION/Game	33:42	26:18
3RD-DOWN Conversions	10/20	2/15
3rd-Down Pct	50%	13%
4TH-DOWN Conversions	1/1	1/2
4th-Down Pct	100%	50%
SACKS BY-Yards	1-6	1-11
MISC YARDS	0	0
TOUCHDOWNS SCORED	4	2
FIELD GOALS-ATTEMPTS	2-3	0-0
ON-SIDE KICKS	0-0	0-0
RED-ZONE SCORES	(5-6) 83%	(1-1) 100%
RED-ZONE TOUCHDOWNS	(3-6) 50%	(1-1) 100%
PAT-ATTEMPTS	(4-4) 100%	(1-2) 50%

ATTENDANCE	HOKIES	OPPONENT
TOTAL	62234	0
Games/Avg Per Game	1/62234	0/0
Neutral Site Games		0/0

SCORE BY QUARTERS	1ST	2ND	3RD	4TH	TOTAL
Virginia Tech	7	17	9	3	36
Opponents	6	7	0	0	13

PUNT RETURNS	NO.	YDS	AVG	TD	LONG
Greg Stroman	3	22	7.3	0	19
C.J. Carroll	1	2	2.0	0	2
Curtis Williams	1	-8	-8.0	0	0
TOTAL	5	16	3.2	0	19
OPPONENTS	1	-2	-2.0	0	0

INTERCPTIONS	NO.	YDS	AVG	TD	LONG
Greg Stroman	2	0	0.0	0	0
Terrell Edmunds	1	15	15.0	0	15
TOTAL	3	15	5.0	0	15
OPPONENTS	0	0	0.0	0	0

KICK RETURNS	NO.	YDS	AVG	TD	LONG
Greg Stroman	2	61	30.5	0	33
TOTAL	2	61	30.5	0	33
OPPONENTS	0	0	0.0	0	0

FUMBLE RETURNS	NO.	YDS	AVG	TD	LONG
TOTAL	0	0	0.0	0	0
OPPONENTS	1	71	71.0	1	71

FG SEQUENCE	VIRGINIA TECH	OPPONENTS
Liberty	52,(34),(34)	-
vs. Tennessee		
Boston College		
East Carolina		
at North Carolina		
at Syracuse		
Miami		
at Pittsburgh		
at Duke		
Georgia Tech		
at Notre Dame		
Virginia		
ACC Championship		
Numbers in (parentheses) indicate field goal was made. Numbers in [brackets] indicate field goal was blocked.		

PUNTING	NO.	YDS	AVG	LONG	TB	FC	I20	50+	BLKD
Mitchell Ludwig	5	195	39.0	52	0	2	1	1	0
TOTAL	5	195	39.0	52	0	2	1	1	0
OPPONENTS	8	320	40.0	52	0	1	1	1	0

KICKOFFS	NO.	YDS	AVG	TB	OB	RETN	NET	YDLN
Joey Slye	7	455	65.0	7	0	0	40.2	24
TOTAL	7	455	65.0	7	0	0	40.0	25
OPPONENTS	4	263	65.8	1	1	61	44.2	20

SCORING	TD	FGS	PATS				DXP	SAFETY	POINTS
			KICK	RUSH	RCV	PASS			
Bucky Hodges	2	0-0	0-0	0-0	0	0-0	0	0	12
Joey Slye	0	2-3	4-4	0-0	0	0-0	0	0	10
Isaiah Ford	1	0-0	0-0	0-0	0	0-0	0	0	6
Cam Phillips	1	0-0	0-0	0-0	0	0-0	0	0	6
TEAM	0	0-0	0-0	0-0	0	0-0	0	1	2
TOTAL	4	2-3	4-4	0-0	0	0-0	0	1	36
OPPONENTS	2	0-0	1-2	0-0	0	0-0	0	0	13

TOTAL OFFENSE	G	PLAYS	RUSH	PASS	TOTAL	AVG/G
Jerod Evans	1	37	46	221	267	267.0
Travon McMillian	1	13	39	0	39	39.0
Brenden Motley	1	10	5	31	36	36.0
Deshawn McCleese	1	8	27	0	27	27.0
C.J. Carroll	1	2	24	0	24	24.0
Sam Rogers	1	7	23	0	23	23.0
Shai McKenzie	1	4	22	0	22	22.0
Cam Phillips	1	5	14	0	14	14.0
Bucky Hodges	1	1	4	0	4	4.0
Henri Murphy	1	1	3	0	3	3.0
TEAM	1	1	-1	0	-1	-1.0
TOTAL	1	89	206	252	458	458.0
OPPONENTS	1	62	90	70	160	160.0

FIELD GOALS	FGM-FGA	PCT	01-19	20-29	30-39	40-49	50-99	LG	BLK
Joey Slye	2-3	66.7	0-0	0-0	2-2	0-0	0-1	34	0

ALL PURPOSE	G	RUSH	REC	PR	KOR	IR	TOT	AVG/G
Isaiah Ford	1	0	117	0	0	0	117	117.0
Greg Stroman	1	0	0	22	61	0	83	83.0
Cam Phillips	1	14	53	0	0	0	67	67.0
Jerod Evans	1	46	0	0	0	0	46	46.0
Bucky Hodges	1	4	42	0	0	0	46	46.0
Travon McMillian	1	39	0	0	0	0	39	39.0
C.J. Carroll	1	24	9	2	0	0	35	35.0
Shai McKenzie	1	22	11	0	0	0	33	33.0
Deshawn McCleese	1	27	0	0	0	0	27	27.0
Sam Rogers	1	23	0	0	0	0	23	23.0
Terrell Edmunds	1	0	0	0	0	15	15	15.0
Henri Murphy	1	3	12	0	0	0	15	15.0
Devin Wilson	1	0	8	0	0	0	8	8.0
Brenden Motley	1	5	0	0	0	0	5	5.0
TEAM	1	-1	0	0	0	0	-1	-1.0
Curtis Williams	1	0	0	-8	0	0	-8	-8.0
TOTAL	1	206	252	16	61	15	550	550.0
OPPONENTS	1	90	70	-2	0	0	158	158.0

DEFENSIVE STATISTICS

LEADERS	GP-GS	TACKLES			TFL/YDS	SACKS NO-YARDS	PASS DEF			FUMBLES		BLKD KICK	SAFETY
		SOLO	AST	TOTAL			INT-YDS	BRUP	QBH	RCV-YDS	FF		
19 Chuck Clark	1	4	3	7
54 Andrew Motuapuaka	1	2	5	7
60 Woody Baron	1	1	4	5
22 Terrell Edmunds	1	3	2	5	.	.	1-15
99 Vinny Mihota	1	1	3	4	2
40 Ken Ekanem	1	3	1	4	1.0-6	1.0-6	.	.	1
6 Mook Reynolds	1	1	2	3	.	.	.	2
31 Brandon Facyson	1	3	.	3	.	.	.	2
49 Tremaine Edmunds	1	3	.	3	1.0-1	1-0	.	.	.
8 Nigel Williams	1	2	1	3
94 Trevon Hill	1	.	2	2	1
3 Greg Stroman	1	2	.	2	.	.	2-0	1
56 Sean Huelskamp	1	1	1	2
37 Johnathan Galante	1	.	1	1
96 Jimmie Taylor	1	.	1	1
24 Anthony Shegog	1	1	.	1
50 Jamieon Moss	1	1	.	1
98 Ricky Walker	1	1
TM TEAM	1	1
TOTAL	1	28	26	54	2-7	1-6	3-15	5	5	1-0	.	.	1
OPPONENTS	1	48	44	92	3.0-15	1-11	.	3	10	4-71	3	.	.

RUSHING TACKLES

PLAYER	NO.
Andrew Motuapuaka	7
Woody Baron	5
Chuck Clark	5
Vinny Mihota	4
Ken Ekanem	3
Nigel Williams	3
Trevon Hill	2
Mook Reynolds	2
Tremaine Edmunds	2
Sean Huelskamp	2
Terrell Edmunds	2
Jamieon Moss	1
Anthony Shegog	1
Jimmie Taylor	1
Brandon Facyson	1
TOTALS	41

PASSING TACKLES

PLAYER	NO.
Terrell Edmunds	2
Greg Stroman	2
Brandon Facyson	2
Chuck Clark	2
Tremaine Edmunds	1
Mook Reynolds	1
TOTALS	10

SPECIAL TEAMS TACKLES

PLAYER	TOTAL	KO	PUNT
Johnathan Galante	1	0	1
Terrell Edmunds	1	0	1
TOTALS	2	0	2

RED ZONE ANALYSIS
VIRGINIA TECH

DATE	OPPONENT	SCORE		TIME IN RZ	TIMES SCORED	TOTAL PTS	TDS	RUSH TDS	PASS TDS	FG MADE	FAILED TO SCORE INSIDE RZ					
											FG ATT	DOWNNS	INT	FUMB	HALF	GAME
Sep 03	Liberty	W	36-13	6	5	27	3	0	3	2	0	0	0	1	0	0
Sep 10	vs. Tennessee															
Sep 17	Boston College															
Sep 24	East Carolina															
Oct 08	at North Carolina															
Oct 15	at Syracuse															
Oct 20	Miami															
Oct 27	at Pittsburgh															
Nov 05	at Duke															
Nov 12	Georgia Tech															
Nov 19	at Notre Dame															
Nov 26	Virginia															
Dec 03	Atantic vs. Costal															
	Totals 5 of 6 (83.3%)			6	5	27	3	0	3	2	0	0	0	1	0	0

OPPONENT

DATE	OPPONENT	SCORE		TIME IN RZ	TIMES SCORED	TOTAL PTS	TDS	RUSH TDS	PASS TDS	FG MADE	FAILED TO SCORE INSIDE RZ					
											FG ATT	DOWNNS	INT	FUMB	HALF	GAME
Sep 03	Liberty	W	36-13	1	1	6	1	1	0	0	0	0	0	0	0	0
Sep 10	vs. Tennessee															
Sep 17	Boston College															
Sep 24	East Carolina															
Oct 08	at North Carolina															
Oct 15	at Syracuse															
Oct 20	Miami															
Oct 27	at Pittsburgh															
Nov 05	at Duke															
Nov 12	Georgia Tech															
Nov 19	at Notre Dame															
Nov 26	Virginia															
Dec 03	Atantic vs. Costal															
	Totals 1 of 1 (100.0%)			1	1	6	1	1	0	0	0	0	0	0	0	0

MONEY PLAYS

Money plays are defined as plays resulting in first down or a touchdown.

RUSHERS	1ST	TD	NO.	ATT
Travon McMillian	2	0	2	13
C.J. Carroll	2	0	2	2
Sam Rogers	1	0	1	7
Shai McKenzie	1	0	1	4
Deshawn McCleese	1	0	1	8
Jerod Evans	1	0	1	4
TOTALS	8	0	8	47

1st DOWN TOTALS	1	0	1	23
-----------------	---	---	---	----

2nd DOWN TOTALS	4	0	4	18
-----------------	---	---	---	----

3rd DOWN TOTALS	2	0	2	5
-----------------	---	---	---	---

4th DOWN TOTALS	1	0	1	1
-----------------	---	---	---	---

RECEPTIONS	1ST	TD	NO.	REC
Isaiah Ford	6	1	7	11
Cam Phillips	3	1	3	5
Bucky Hodges	2	2	2	3
Henri Murphy	1	0	1	1
Devin Wilson	1	0	1	1
Shai McKenzie	1	0	1	2
C.J. Carroll	1	0	1	2
TOTALS	15	4	16	25

1st DOWN TOTALS	4	0	4	8
-----------------	---	---	---	---

2nd DOWN TOTALS	4	1	4	7
-----------------	---	---	---	---

3rd DOWN TOTALS	7	3	8	10
-----------------	---	---	---	----

4th DOWN TOTALS	0	0	0	0
-----------------	---	---	---	---

DRIVE START AVERAGES

OBTAINED	HOKIES		OPPONENTS	
	#	AVG	#	AVG
Kickoff	4	34.2	7	25.0
Punt	8	29.0	5	21.2
Field goal	0	0.0	1	35.0
Fumble	1	76.0	4	48.8
Interception	3	60.0	0	0.0
Downs	1	26.0	0	0.0
All drives	17	38.3	17	30.1

SUPERLATIVES

INDIVIDUAL GAME HIGHS

Rushes	13	Travon McMillian vs Liberty (Sep 03, 2016)
Yards Rushing	46	Jerod Evans vs Liberty (Sep 03, 2016)
TD Rushes	0	
Long Rush	37	Jerod Evans vs Liberty (Sep 03, 2016)
Pass attempts	32	Jerod Evans vs Liberty (Sep 03, 2016)
Pass completions	20	Jerod Evans vs Liberty (Sep 03, 2016)
Yards Passing	221	Jerod Evans vs Liberty (Sep 03, 2016)
TD Passes	4	Jerod Evans vs Liberty (Sep 03, 2016)
Long Pass	25	Jerod Evans vs Liberty (Sep 03, 2016)
Receptions	11	Isaiah Ford vs Liberty (Sep 03, 2016)
Yards Receiving	117	Isaiah Ford vs Liberty (Sep 03, 2016)
TD Receptions	2	Bucky Hodges vs Liberty (Sep 03, 2016)
Long Reception	25	Isaiah Ford vs Liberty (Sep 03, 2016)
Field Goals	2	Joey Slye vs Liberty (Sep 03, 2016)
Long Field Goal	34	Joey Slye vs Liberty (Sep 03, 2016)
Punts	5	Mitchell Ludwig vs Liberty (Sep 03, 2016)
Punting Avg	39.0	Mitchell Ludwig vs Liberty (Sep 03, 2016)
Long Punt	52	Mitchell Ludwig vs Liberty (Sep 03, 2016)
Punts inside 20	1	Mitchell Ludwig vs Liberty (Sep 03, 2016)
Long Punt Return	19	Greg Stroman vs Liberty (Sep 03, 2016)
Long Kickoff Return	33	Greg Stroman vs Liberty (Sep 03, 2016)
Tackles	7	Chuck Clark vs Liberty (Sep 03, 2016)
		Andrew Motuapuaka vs Liberty (Sep 03, 2016)
Sacks	1.0	Ken Ekanem vs Liberty (Sep 03, 2016)
Tackles For Loss	1.0	Ken Ekanem vs Liberty (Sep 03, 2016)
		Tremaine Edmunds vs Liberty (Sep 03, 2016)
Interceptions	2	Greg Stroman vs Liberty (Sep 03, 2016)

TEAM GAME HIGHS

Rushes	48	vs Liberty (Sep 03, 2016)
Yards Rushing	206	vs Liberty (Sep 03, 2016)
Yards Per Rush	4.3	vs Liberty (Sep 03, 2016)
TD Rushes	0	
Pass attempts	41	vs Liberty (Sep 03, 2016)
Pass completions	25	vs Liberty (Sep 03, 2016)
Yards Passing	252	vs Liberty (Sep 03, 2016)
Yards Per Pass	6.1	vs Liberty (Sep 03, 2016)
TD Passes	4	vs Liberty (Sep 03, 2016)
Total Plays	89	vs Liberty (Sep 03, 2016)
Total Offense	458	vs Liberty (Sep 03, 2016)
Yards Per Play	5.1	vs Liberty (Sep 03, 2016)
Points	36	vs Liberty (Sep 03, 2016)
Sacks By	1	vs Liberty (Sep 03, 2016)
First Downs	24	vs Liberty (Sep 03, 2016)
Penalties	4	vs Liberty (Sep 03, 2016)
Penalty Yards	33	vs Liberty (Sep 03, 2016)
Turnovers	4	vs Liberty (Sep 03, 2016)
Interceptions By	3	vs Liberty (Sep 03, 2016)
Punts	5	vs Liberty (Sep 03, 2016)
Punting Avg	39.0	vs Liberty (Sep 03, 2016)
Long Punt	52	vs Liberty (Sep 03, 2016)
Punts inside 20	1	vs Liberty (Sep 03, 2016)
Long Punt Return	19	vs Liberty (Sep 03, 2016)

OPPONENT INDIVIDUAL GAME HIGHS

Rushes	12	MACON, T., vs Liberty (Sep 03, 2016)
Yards Rushing	47	MOSLEY, C., vs Liberty (Sep 03, 2016)
TD Rushes	1	MACON, T., vs Liberty (Sep 03, 2016)
Long Rush	12	MACON, T., vs Liberty (Sep 03, 2016)
Pass attempts	25	MASHA, S., vs Liberty (Sep 03, 2016)
Pass completions	9	MASHA, S., vs Liberty (Sep 03, 2016)
Yards Passing	70	MASHA, S., vs Liberty (Sep 03, 2016)
TD Passes	0	
Long Pass	15	MASHA, S., vs Liberty (Sep 03, 2016)
Receptions	2	KING, Dav., vs Liberty (Sep 03, 2016)
		PARKER, Z., vs Liberty (Sep 03, 2016)
		FARROW, B.J., vs Liberty (Sep 03, 2016)
Yards Receiving	24	FARROW, B.J., vs Liberty (Sep 03, 2016)
TD Receptions	0	
Long Reception	15	SHELLS, D., vs Liberty (Sep 03, 2016)
Field Goals	0	
Long Field Goal	0	
Punts	8	TURNER, T., vs Liberty (Sep 03, 2016)
Punting Avg	40.0	TURNER, T., vs Liberty (Sep 03, 2016)
Long Punt	52	TURNER, T., vs Liberty (Sep 03, 2016)
Punts inside 20	1	TURNER, T., vs Liberty (Sep 03, 2016)
Long Punt Return	0	
Long Kickoff Return	0	
Tackles	10	TURNER, C., vs Liberty (Sep 03, 2016)
Sacks	1.0	WELLS, J., vs Liberty (Sep 03, 2016)
Tackles For Loss	1.0	WELLS, J., vs Liberty (Sep 03, 2016)
		ROBBINS, D., vs Liberty (Sep 03, 2016)
		MCKINNEY, J., vs Liberty (Sep 03, 2016)
Interceptions	0	

OPPONENT TEAM GAME HIGHS

Rushes	35	vs Liberty (Sep 03, 2016)
Yards Rushing	90	vs Liberty (Sep 03, 2016)
Yards Per Rush	2.6	vs Liberty (Sep 03, 2016)
TD Rushes	1	vs Liberty (Sep 03, 2016)
Pass attempts	27	vs Liberty (Sep 03, 2016)
Pass completions	9	vs Liberty (Sep 03, 2016)
Yards Passing	70	vs Liberty (Sep 03, 2016)
Yards Per Pass	2.6	vs Liberty (Sep 03, 2016)
TD Passes	0	
Total Plays	62	vs Liberty (Sep 03, 2016)
Total Offense	160	vs Liberty (Sep 03, 2016)
Yards Per Play	2.6	vs Liberty (Sep 03, 2016)
Points	13	vs Liberty (Sep 03, 2016)
Sacks By	1	vs Liberty (Sep 03, 2016)
First Downs	11	vs Liberty (Sep 03, 2016)
Penalties	13	vs Liberty (Sep 03, 2016)
Penalty Yards	75	vs Liberty (Sep 03, 2016)
Turnovers	4	vs Liberty (Sep 03, 2016)
Interceptions By	0	
Punts	8	vs Liberty (Sep 03, 2016)
Punting Avg	40.0	vs Liberty (Sep 03, 2016)
Long Punt	52	vs Liberty (Sep 03, 2016)
Punts inside 20	1	vs Liberty (Sep 03, 2016)
Long Punt Return	0	

20-YARD PLAYS

YARDS	TYPE	PLAYER(S)	OPPONENT
37	Rush	Jerod Evans	Liberty
33	KR	Greg Stroman	Liberty

28	KR	Greg Stroman	Liberty
25	Pass	Isaiah Ford from Jerod Evans	Liberty
*23	Pass	Cam Phillips from Jerod Evans	Liberty
22	Pass	Isaiah Ford from Jerod Evans	Liberty
*20	Pass	Bucky Hodges from Jerod Evans	Liberty
20	Pass	Isaiah Ford from Jerod Evans	Liberty

* Touchdown Scored On Play

LONG PLAYS BY THE NUMBERS

LONG PLAYS BY YARDS	NO.	TD
100+	0	0
90-99	0	0
80-89	0	0
70-79	0	0
60-69	0	0
50-59	0	0
40-49	0	0
30-39	2	0
20-29	6	2

LONG PLAYS BY TYPE	NO.	TD
Rushing	1	0
Passing	5	2
Punt returns	0	0
Kick returns	2	0
Interceptions	0	0
Fumble returns	0	0
Other	0	0
TOTAL	8	2

LONGEST PLAYS OF THE YEAR

Rushing
37 Jerod Evans vs Liberty Sept. 3

Rushing Touchdown
None

Passing
25 Isaiah Ford from Jerod Evans vs Liberty Sept. 3

Passing Touchdown
23 Cam Phillips from Jerod Evans vs Liberty Sept. 3

Punt Return
19 Greg Stroman vs Liberty Sept. 3

Kick Return
33 Greg Stroman vs Liberty Sept. 3

Interception Return
15 Terrell Edmunds vs Liberty Sept. 3

Fumble Return
None

Punt
52 Mitchell Ludwig vs Liberty Sept. 3

Field Goal
34 Joey Slye vs Liberty Sept. 3
34 Joey Slye vs Liberty Sept. 3

20-YARD PLUS PLAYS BY PLAYER

PLAYER	NO.	TD	RUSH	PASS	KR	PR	IR	FR
Isaiah Ford	3	0	0	3	0	0	0	0
Greg Stroman	2	0	0	0	2	0	0	0
Cam Phillips	1	1	0	1	0	0	0	0
Bucky Hodges	1	1	0	1	0	0	0	0
Jerod Evans	1	0	1	0	0	0	0	0
TOTAL	8	2	1	5	2	0	0	0

2015 VIRGINIA TECH SCORING DRIVES

Qtr.	Opp.	Scoring Play	Plays-Yds.-TOP
1	Liberty	Phillips, C 23 Pass From Evans, J (Slye, Joey)	2-24-0:33
2	Liberty	FG Slye, Joey 34	10-54-3:27
2	Liberty	Ford, I 5 Pass From Evans, J (Slye, Joey)	9-63-2:50
2	Liberty	Hodges, B 18 Pass From Evans, J (Slye, Joey)	8-70-2:16
3	Liberty	Team Safety	-
3	Liberty	Hodges, B 20 Pass From Evans, J (Slye, Joey)	7-50-2:40
4	Liberty	FG Slye, Joey 34	17-80-6:36
Totals			53-341-18:22
Average Scoring Drive			8.8 plays-56.8 yds.

VIRGINIA TECH SCORING

7 Total Scores (0 Run, 4 Pass, 2 FG, 0 S.T., 1 Safety, 0 Defense)
 1 First Quarter Scores (0 Run, 1 Pass, 0 FG, 0 S.T., 0 Safety, 0 Defense)
 3 Second Quarter Scores (0 Run, 2 Pass, 1 FG, 0 S.T., 0 Safety, 0 Defense)
 2 Third Quarter Scores (0 Run, 1 Pass, 0 FG, 1 S.T., 1 Safety, 0 Defense)
 1 Fourth Quarter Scores (0 Run, 0 Pass, 1 FG, 0 S.T., 0 Safety, 0 Defense)
 0 Overtime Scores (0 Run, 0 Pass, 0 FG, 0 S.T., 0 Safety, 0 Defense)

Most plays in a scoring drive: 17 plays - vs. Liberty (17-80-6:36 FG)
 Longest scoring drive: 80 yards - vs. Liberty (17-80-6:36 FG)
 Longest TOP scoring drive: 6:36 - vs. Liberty (17-80-6:36 FG)
 Average TOP on offensive scoring drives: 3:03

OPPONENTS

Most plays in a scoring drive: 3 plays - vs. Liberty (3-10-0:46 TD)
 Longest scoring drive: 10 yards - vs. Liberty (3-10-0:46 TD)
 Longest TOP scoring drive: 0:46 - vs. Liberty (3-10-0:46 TD)
 Average TOP on offensive scoring drives: 0:46

TEAM GAME-BY-GAME
VIRGINIA TECH

DATE	OPPONENT	RUSHING				REVEIVING				PASSING				KICK RETURN				PUNT RETURN				TOT OFF
		NO.	YDS	TD	LG	NO.	YDS	TD	LG	CMP-ATT-INT	YDS	TD	LG	NO	YDS	TD	LG	NO	YDS	TD	LG	
Sep 03	Liberty	48	206	0	37	25	252	4	25	25-41-0	252	4	25	2	61	0	33	5	16	0	19	458
Sep 10	vs. Tennessee																					
Sep 17	Boston College																					
Sep 24	East Carolina																					
Oct 08	at North Carolina																					
Oct 15	at Syracuse																					
Oct 20	Miami																					
Oct 27	at Pittsburgh																					
Nov 05	at Duke																					
Nov 12	Georgia Tech																					
Nov 19	at Notre Dame																					
Nov 26	Virginia																					
Dec 03	Atantic vs. Costal																					
	Totals	48	206	0	37	25	252	4	25	25-41-0	252	4	25	2	61	0	33	5	16	0	19	458
	Opponent	35	90	1	12	9	70	0	15	9-27-3	70	0	15	0	0	0	0	1	-2	0	0	160

GAMES: 1
AVG/RUSH: 4.3
AVG/CATCH: 10.1
PASS EFFIC: 144.80
KR AVG: 30.5
PR AVG: 3.2
ALL PURPOSE AVG/GAME: 550.0
TOTAL OFFENSE AVG/GM: 458.0

DATE	OPPONENT	TACKLES				SACKS	FUMBLE		PASS DEFENSE			BLKD	PAT ATTEMPTS			SAF	PTS
		SOLO	AST	TOTAL	TFL-YDS	NO-YDS	FF	FR-YDS	INT-YDS	QBH	BRK	KICK	KICK	RUN	RCV		
Sep 03	Liberty	28	26	54	2.0-7	1.0-6	0	1-0	3-15	5	5	0	4-4	0	0	1	36
Sep 10	vs. Tennessee																
Sep 17	Boston College																
Sep 24	East Carolina																
Oct 08	at North Carolina																
Oct 15	at Syracuse																
Oct 20	Miami																
Oct 27	at Pittsburgh																
Nov 05	at Duke																
Nov 12	Georgia Tech																
Nov 19	at Notre Dame																
Nov 26	Virginia																
Dec 03	Atantic vs. Costal																
	Totals	28	26	54	2.0-7	1.0-6	0	1-0	3-15	5	5	0	4-4	0	0	1	36
	Opponent	48	44	92	3.0-15	1.0-11	3	4-71	0-0	10	3	0	2-1	0	0	0	13

DATE	OPPONENT	PUNTING									FIELD GOALS			KICKOFFS				
		NO	YDS	AVG	LG	BLKD	TB	FC	50+	I20	ATT-MADE	LG	BLKD	NO	YDS	AVG	TB	OB
Sep 03	Liberty	5	195	39.0	52	0	0	2	1	1	3-2	34	0	7	455	65.0	7	0
Sep 10	vs. Tennessee																	
Sep 17	Boston College																	
Sep 24	East Carolina																	
Oct 08	at North Carolina																	
Oct 15	at Syracuse																	
Oct 20	Miami																	
Oct 27	at Pittsburgh																	
Nov 05	at Duke																	
Nov 12	Georgia Tech																	
Nov 19	at Notre Dame																	
Nov 26	Virginia																	
Dec 03	Atantic vs. Costal																	
	Totals	5	195	39.0	52	0	0	2	1	1	3-2	34	0	7	455	65.0	7	0
	Opponent	8	320	40.0	52	0	0	1	1	1	0-0	0	0	4	263	65.8	1	1

TEAM GAME-BY-GAME OPPONENTS

DATE	OPPONENT	RUSHING				REVEIVING				PASSING				KICK RETURN				PUNT RETURN				TOT OFF
		NO.	YDS	TD	LG	NO.	YDS	TD	LG	CMP-ATT-INT	YDS	TD	LG	NO	YDS	TD	LG	NO	YDS	TD	LG	
Sep 03	Liberty	35	90	1	12	9	70	0	15	9-27-3	70	0	15	0	0	0	0	1	-2	0	0	160
Sep 10	vs. Tennessee																					
Sep 17	Boston College																					
Sep 24	East Carolina																					
Oct 08	at North Carolina																					
Oct 15	at Syracuse																					
Oct 20	Miami																					
Oct 27	at Pittsburgh																					
Nov 05	at Duke																					
Nov 12	Georgia Tech																					
Nov 19	at Notre Dame																					
Nov 26	Virginia																					
Dec 03	Atlantic vs. Coastal																					
	Opponent totals	35	90	1	12	9	70	0	15	9-27-3	70	0	15	0	0	0	0	1	-2	0	0	160
	Virginia Tech	48	206	0	37	25	252	4	25	25-41-0	252	4	25	2	61	0	33	5	16	0	19	458

GAMES: 1

AVG/RUSH: 2.6

AVG/CATCH: 7.8

PASS EFFIC: 32.89

PR AVG: -2.0

ALL PURPOSE AVG/GAME: 158.0

TOTAL OFFENSE AVG/GM: 160.0

DATE	OPPONENT	TACKLES				SACKS	FUMBLE		PASS DEFENSE			BLKD	PAT ATTEMPTS				
		SOLO	AST	TOTAL	TFL-YDS	NO-YDS	FF	FR-YDS	INT-YDS	QBH	BRK	KICK	KICK	RUN	RCV	SAF	PTS
Sep 03	Liberty	48	44	92	3.0-15	1.0-11	3	4-71	0-0	10	3	0	2-1	0	0	0	13
Sep 10	vs. Tennessee																
Sep 17	Boston College																
Sep 24	East Carolina																
Oct 08	at North Carolina																
Oct 15	at Syracuse																
Oct 20	Miami																
Oct 27	at Pittsburgh																
Nov 05	at Duke																
Nov 12	Georgia Tech																
Nov 19	at Notre Dame																
Nov 26	Virginia																
Dec 03	Atlantic vs. Costal																
	Opponent totals	48	44	92	3.0-15	1.0-11	3	4-71	0-0	10	3	0	2-1	0	0	0	13
	Virainia Tech	28	26	54	2.0-7	1.0-6	0	1-0	3-15	5	5	0	4-4	0	0	1	36

DATE	OPPONENT	PUNTING									FIELD GOALS			KICKOFFS				
		NO	YDS	AVG	LG	BLKD	TB	FC	50+	120	ATT-MADE	LG	BLKD	NO	YDS	AVG	TB	OB
Sep 03	Liberty	8	320	40.0	52	0	0	1	1	1	0-0	0	0	4	263	65.8	1	1
Sep 10	vs. Tennessee																	
Sep 17	Boston College																	
Sep 24	East Carolina																	
Oct 08	at North Carolina																	
Oct 15	at Syracuse																	
Oct 20	Miami																	
Oct 27	at Pittsburgh																	
Nov 05	at Duke																	
Nov 12	Georgia Tech																	
Nov 19	at Notre Dame																	
Nov 26	Virginia																	
Dec 03	Atlantic vs. Coastal																	
	Opponent totals	8	320	40.0	52	0	0	1	1	1	0-0	0	0	4	263	65.8	1	1
	Virginia Tech	5	195	39.0	52	0	0	2	1	1	3-2	34	0	7	455	65.0	7	0

OFFENSE GAME-BY-GAME

RUSHING	NO-YDS/TD	LIBERTY	TENN.	BC	ECU	UNC	SYRACUSE	MIAMI	PITT	DUKE	GT	ND	VA	ACC CHAMP
Evans, J QB	5-46/0	5-46/0												
McMillian, T RB	13-39/0	13-39/0												
McCleese, D RB	8-27/0	8-27/0												
Carroll, C.J. WR	2-24/0	2-24/0												
Rogers, S RB	7-23/0	7-23/0												
McKenzie, S RB	4-22/0	4-22/0												
Phillips, C WR	5-14/0	5-14/0												
Motley, B QB	1-5/0	1-5/0												
Hodges, B TE	1-4/0	1-4/0												
Murphy, H WR	1-3/0	1-3/0												
TEAM	1--1/0	1--1/0												

RECEIVING	NO-YDS/TD	LIBERTY	TENN.	BC	ECU	UNC	SYRACUSE	MIAMI	PITT	DUKE	GT	ND	VA	ACC CHAMP
Ford, I WR	11-117/1	11-117/1												
Phillips, C WR	5-53/1	5-53/1												
Hodges, B TE	3-42/2	3-42/2												
Murphy, H WR	1-12/0	1-12/0												
McKenzie, S RB	2-11/0	2-11/0												
Carroll, C.J. WR	2-9/0	2-9/0												
Wilson, D WR	1-8/0	1-8/0												

PASSING

#12 BREWER, M	ATT	COMP	INT	PCT	YARDS	TD	LONG	SACK	YDS	EFFIC
Ohio State	16	11	0	68.8	156	2	51	2	9	191.9
Miami (FL)	4	3	1	75.0	65	1	33	0	0	244.0
Duke	45	24	0	53.3	270	3	36	3	40	125.7
Boston College	21	15	1	71.4	180	1	27	4	36	149.6
Georgia Tech	29	15	1	51.7	178	1	45	1	13	107.8
North Carolina	35	20	2	57.1	273	2	44	5	22	130.1
Virginia	29	15	1	51.7	237	2	71	3	24	136.2
Tulsa	37	23	1	62.2	344	1	75	0	0	143.8
TOTALS	216	126	7	58.3	1703	13	75	18	144	137.9

#4 EVANS, J	ATT	COMP	INT	PCT	YARDS	TD	LONG	SACK	YDS	EFFIC
Liberty	32	20	0	62.5	221	4	25	1	11	161.8
TOTALS	32	20	0	62.5	221	4	25	1	11	161.8

#9 MOTLEY, B	ATT	COMP	INT	PCT	YARDS	TD	LONG	SACK	YDS	EFFIC
Liberty	9	5	0	55.6	31	0	12	0	0	84.5
TOTALS	9	5	0	55.6	31	0	12	0	0	84.5

DEFENSE GAME-BY-GAME

TACKLES	UA-A	TOT	LIBERTY	TENN.	BC	ECU	UNC	SYRACUSE	MIAMI	PITT	DUKE	GT	ND	VA	ACC CHAMP
Clark, C DB	4-3	7	4-3												
Motuapuaka, A LB	2-5	7	2-5												
Edmunds, Te ROV	3-2	5	3-2												
Baron, W DT	1-4	5	1-4												
Ekanem, K DE	3-1	4	3-1												
Mihota, V DL	1-3	4	1-3												
Williams, N DT	2-1	3	2-1												
Edmunds, Tr LB	3-0	3	3-0												
Facyson, B CB	3-0	3	3-0												
Reynolds, M FS	1-2	3	1-2												
Hill, T DE	0-2	2	0-2												
Huelskamp, S LB	1-1	2	1-1												
Stroman, G DB	2-0	2	2-0												
Shegog, A LB	1-0	1	1-0												
Moss, J LB	1-0	1	1-0												
Taylor, J DE	0-1	1	0-1												
Galante, J CB	0-1	1	0-1												

SACKS	UA-A	TOT	LIBERTY	TENN.	BC	ECU	UNC	SYRACUSE	MIAMI	PITT	DUKE	GT	ND	VA	ACC CHAMP
Ekanem, K DE	1-0	1.0	1.0-6												

DEFENSE GAME-BY-GAME

TACKLES FOR LOSS	UA-A	TOT	LIBERTY	TENN.	BC	ECU	UNC	SYRACUSE	MIAMI	PITT	DUKE	GT	ND	VA	ACC CHAMP
Edmunds, Tr LB	1-0	1.0	1.0-1	-	DNP	DNP	1.0-16	0.5-4	1.0-1	-	2.0-7	2.5-9	2.0-3	1.0-2	1.5-7
Ekanem, K DE	1-0	1.0	1.0-6	2.5-9	-	-	2.5-5	2.0-8	-	-	2.5-8	-	-	1.0-7	DNP

RETURNS GAME-BY-GAME

PUNT RETURNS	NO-YDS	LIBERTY	TENN.	BC	ECU	UNC	SYRACUSE	MIAMI	PITT	DUKE	GT	ND	VA	ACC CHAMP
Stroman, G	3-22	3-22												
Carroll, C.J.	1-2	1-2												
Williams, C	1--8	1--8												

KICK RETURNS	NO-YDS	LIBERTY	TENN.	BC	ECU	UNC	SYRACUSE	MIAMI	PITT	DUKE	GT	ND	VA	ACC CHAMP
Stroman, G	2-61	2-61												

INT. RETURNS	NO-YDS	LIBERTY	TENN.	BC	ECU	UNC	SYRACUSE	MIAMI	PITT	DUKE	GT	ND	VA	ACC CHAMP
Stroman, G	2-0	2-0												
Edmunds, Te	1-15	1-15												

FUMBLE RETURNS	NO-YDS	LIBERTY	TENN.	BC	ECU	UNC	SYRACUSE	MIAMI	PITT	DUKE	GT	ND	VA	ACC CHAMP

HOKIES' ALTERNATIVE UNIFORM FOR PILOT FLYING J BATTLE AT BRISTOL



GAMES PLAYED

NO.	NAME	GP/GS	LIBERTY	TENN.	BC	ECU	UNC	SYRACUSE	MIAMI	PITT	DUKE	GT	ND	VA	ACC CHAMP
60	Baron, W	1/1	START												
14	Beckett, T	1/-	XXX												
15	Bradshaw, J	1/-	XXX												
82	Burke, X	1/-	XXX												
8H	Bynum, W	1/-	XXX												
86	Carroll, C.J.	1/-	XXX												
19	Clark, C	1/1	START												
72	Conte, A	1/1	START												
85	Cunningham, C	1/-	XXX												
88	Deablo, D	1/-	XXX												
43	Dooley, S	1/-	XXX												
13	Durkin, C	1/-	XXX												
22	Edmunds, Te	1/1	START												
49	Edmunds, Tr	1/1	START												
4D	Ekanem, K	1/1	START												
4	Evans, J	1/1	START												
31	Facyson, B	1/1	START												
21	Floyd, R	1/-	XXX												
1	Ford, I	1/1	START												
37	Galante, J	1/-	XXX												
64	Gallo, E	1/1	START												
23	Greene, D	1/-	XXX												
94	Hill, T	1/-	XXX												
7	Hodges, B	1/1	START												
56	Huelskamp, S	1/-	XXX												
83	Kumah, E	1/-	XXX												
90	Ludwig, M	1/-	XXX												
33	McCleave, D	1/-	XXX												
28	McKenzie, S	1/-	XXX												
71	McLaughlin, J	1/1	START												
34	McMillian, T	1/-	XXX												
99	Mihota, V	1/1	START												
50	Moss, J	1/-	XXX												
9	Motley, B	1/-	XXX												
54	Motuapuaka, A	1/1	START												
12	Murphy, H	1/-	XXX												
20	Newsome, D	1/-	XXX												
69	Nijman, Y	1/1	START												
27	Payne, S	1/-	XXX												
25	Peoples, S	1/1	START												
58	Pettit, C	1/1	START												
74	Pfaff, B	1/-	XXX												
5	Phillips, C	1/1	START												
26	Quillen, J	1/-	XXX												
48	Reid, D.J.	1/-	XXX												
6	Reynolds, M	1/1	START												
45	Rogers, S	1/1	START												
97	Settle, T	1/-	XXX												
24	Shegog, A	1/-	XXX												
46	Slye, Joey	1/-	XXX												
79	Smith, T	1/-	XXX												
91	Sobczak, S	1/-	XXX												
3	Stroman, G	1/1	START												
87	Taylor, C	1/-	XXX												
96	Taylor, J	1/-	XXX												
57	Teller, W	1/-	XXX												
98	Walker, R	1/-	XXX												
2D	Williams, C	1/-	XXX												
8	Williams, N	1/1	START												
89	Wilson, D	1/-	XXX												

BY-QUARTER STATISTIC

3RD-DOWN CONVERSIONS

DATE	OPPONENT		SCORE	OVERALL	1ST QTR	2ND QTR	3RD QTR	4TH QTR	OT QTR
Sep 03	Liberty	W	36-13	10-20 50.0%	1-3 33.3%	3-7 42.9%	2-4 50.0%	4-6 66.7%	
Sep 10	vs. Tennessee								
Sep 17	Boston College								
Sep 24	East Carolina								
Oct 08	at North Carolina								
Oct 15	at Syracuse								
Oct 20	Miami								
Oct 27	at Pittsburgh								
Nov 05	at Duke								
Nov 12	Georgia Tech								
Nov 19	at Notre Dame								
Nov 26	Virginia								
Dec 03	Atlantic vs. Coastal								
	Virginia Tech			10-20 50.0%	1-3 33.3%	3-7 42.9%	2-4 50.0%	4-6 66.7%	0-0 0.0%
	Opponents			2-15 13.3%	0-5 0.0%	0-4 0.0%	1-4 25.0%	1-2 50.0%	0-0 0.0%

4TH-DOWN CONVERSIONS

DATE	OPPONENT		SCORE	OVERALL	1ST QTR	2ND QTR	3RD QTR	4TH QTR	OT QTR
Sep 03	Liberty	W	36-13	1-1 100.0%	0-0 0.0%	1-1 100.0%	0-0 0.0%	0-0 0.0%	
Sep 10	vs. Tennessee								
Sep 17	Boston College								
Sep 24	East Carolina								
Oct 08	at North Carolina								
Oct 15	at Syracuse								
Oct 20	Miami								
Oct 27	at Pittsburgh								
Nov 05	at Duke								
Nov 12	Georgia Tech								
Nov 19	at Notre Dame								
Nov 26	Virginia								
Dec 03	Atlantic vs. Coastal								
	Virginia Tech			1-1 100.0%	0-0 0.0%	1-1 100.0%	0-0 0.0%	0-0 0.0%	0-0 0.0%
	Opponents			1-2 50.0%	1-2 50.0%	0-0 0.0%	0-0 0.0%	0-0 0.0%	0-0 0.0%

TIME OF POSSESSION

DATE	OPPONENT		SCORE	OVERALL	1ST QTR	2ND QTR	3RD QTR	4TH QTR	OT QTR
Sep 03	Liberty	W	36-13	33:42	5:50	9:10	7:19	11:23	
Sep 10	vs. Tennessee	W	42-3	29:22	6:21	6:32	7:01	9:28	
Sep 17	Boston College	W	51-24	38:11	7:19	9:48	9:26	11:38	
Sep 24	East Carolina	L	28-35	33:10	7:28	9:38	7:30	8:34	
Oct 08	at North Carolina	L	13-17	26:00	7:47	6:14	7:29	4:30	
Oct 15	at Syracuse	W	28-13	27:13	4:24	9:54	6:12	6:43	
Oct 20	Miami	L	20-30	27:52	7:41	5:02	9:06	6:03	
Oct 27	at Pittsburgh	L	43-45	36:51	5:52	7:03	13:20	10:36	0:00
Nov 05	at Duke	W	26-10	34:43	10:21	8:12	6:00	10:10	
Nov 12	Georgia Tech	W	23-21	30:07	4:41	8:51	10:31	6:04	
Nov 19	at Notre Dame	L	27-30	33:26	9:53	7:46	9:22	6:25	0:00
Nov 26	Virginia	W	23-20	25:23	5:42	6:23	5:50	7:28	
Dec 03	Atlantic vs. Coastal	W	55-52	33:40	7:36	6:37	12:00	7:27	
Virginia Tech		Total		33:42	5:50	9:10	7:19	11:23	0:00
		Avg.		33:42	5:50	9:10	7:19	11:23	0:00
Opponents		Total		26:18	9:10	5:50	7:41	3:37	0:00
		Avg.		26:18	9:10	5:50	7:41	3:37	0:00

Virginia Tech - 2016-17 Football Ranking Summary thru games 09/03/2016

Statistic	National Rank	Conference Rank	Value	National Leader	Value	Conference Leader	Value
3rd Down Conversion Pct (122 ranked)	28	4	0.500	Michigan	1.000	North Carolina St.	0.667
3rd Down Conversion Pct Defense (122 ranked)	13	4	0.133	San Diego St. Louisville	0.000	Louisville	0.000
4th Down Conversion Pct (71 ranked)	1	1	1.000	33 teams tied	1.000	4 teams tied	1.000
4th Down Conversion Pct Defense (99 ranked)	69	10	0.500	61 teams tied	0.000	8 teams tied	0.000
Blocked Kicks (1 ranked)				17 teams tied	1	Wake Forest Georgia Tech Miami (FL)	1 1 1
Blocked Kicks Allowed (112 ranked)	1	1	0	111 teams tied	0	9 teams tied	0
Blocked Punts (1 ranked)				8 teams tied	1	Miami (FL)	1
Blocked Punts Allowed (117 ranked)	1	1	0	116 teams tied	0	12 teams tied	0
Completion Percentage (122 ranked)	73	8	0.610	Navy	1.000	Syracuse	0.870
Defensive TDs (1 ranked)				5 teams tied	2		
Fewest Penalties (121 ranked)	17	4	4	Virginia	0	Virginia	0
Fewest Penalties Per Game (121 ranked)	16	3	4.00	6 teams tied	2.00	Georgia Tech Pittsburgh	3.00 3.00
Fewest Penalty Yards (122 ranked)	25	3	33	Virginia	0	Virginia	0
Fewest Penalty Yards Per Game (121 ranked)	24	2	33.00	Colorado St.	15.00	Georgia Tech	28.00
First Downs Defense (122 ranked)	10	3	11	Duke	4	Duke	4
First Downs Offense (122 ranked)	41	5	24	Hawaii	42	Louisville	38
Fumbles Lost (122 ranked)	121	12	4	55 teams tied	0	North Carolina North Carolina St. Wake Forest	0 0 0
Fumbles Recovered (21 ranked)	21	2	1	Oklahoma St.	4	Georgia Tech	2
Kickoff Return Defense (122 ranked)	1	1	0.00	5 teams tied	0.00	Georgia Tech Virginia Tech	0.00 0.00
Kickoff Returns (115 ranked)	14	2	30.50	Pittsburgh	59.00	Pittsburgh	59.00
Net Punting (121 ranked)	50	5	39.40	Northwestern	51.00	Virginia	46.67
Passes Had Intercepted (115 ranked)	1	1	0	63 teams tied	0	8 teams tied	0
Passes Intercepted (30 ranked)	1	1	3	8 teams tied	3	Virginia Tech	3
Passing Offense (122 ranked)	45	5	252.0	Texas Tech	633.0	Syracuse	437.0
Passing Yards Allowed (122 ranked)	8	1	70.0	Temple	15.0	Virginia Tech	70.0
Passing Yards per Completion (122 ranked)	94	10	10.08	Air Force	33.50	Boston College	16.00
Punt Return Defense (122 ranked)	3	1	-2.00	South Ala.	-19.00	Virginia Tech	-2.00
Punt Returns (122 ranked)	68	10	3.20	Oklahoma St.	57.00	Miami (FL)	19.25
Red Zone Defense (65 ranked)	65	6	1.000	13 teams tied	0.000	Louisville Wake Forest Pittsburgh	0.000 0.000 0.000
Red Zone Offense (120 ranked)	61	7	0.833	55 teams tied	1.000	5 teams tied	1.000
Rushing Defense (122 ranked)	39	8	90.0	Illinois	-10.0	Miami (FL)	22.0
Rushing Offense (122 ranked)	46	5	206.0	New Mexico Utah St.	428.0 428.0	Miami (FL)	373.0
Sacks Allowed (122 ranked)	29	4	1.00	28 teams tied	0.00	Clemson Georgia Tech Louisville	0.00 0.00 0.00
Scoring Defense (122 ranked)	31	6	13.0	5 teams tied	0.0	Miami (FL) Wake Forest	3.0 3.0
Scoring Offense (122 ranked)	48	5	36.0	Ohio St.	77.0	Miami (FL) Louisville	70.0 70.0
Tackles for Loss Allowed (118 ranked)	15	3	3.00	Louisville TCU Nebraska	1.00 1.00 1.00	Louisville	1.00
Team Passing Efficiency (122 ranked)	56	7	144.80	Navy	440.80	Louisville	237.84
Team Passing Efficiency Defense (122 ranked)	1	1	32.89	Virginia Tech	32.89	Virginia Tech	32.89
Team Sacks (74 ranked)	74	10	1.00	Stanford	8.00	Pittsburgh	6.00
Team Tackles for Loss (119 ranked)	112	13	2.0	Baylor Akron Miami (FL)	15.0 15.0 15.0	Miami (FL)	15.0
Time of Possession (122 ranked)	28	3	33:42	Southern Miss.	40:32	North Carolina St.	35:13
Total Defense (122 ranked)	9	3	160.0	Baylor	78.0	Duke	112.0
Total Offense (122 ranked)	51	6	458.0	Ohio St.	776.0	Louisville	663.0
Turnover Margin (121 ranked)	55	8	0.00	7 teams tied	3.00	Georgia Tech	2.00
Turnovers Gained (57 ranked)	1	1	4	5 teams tied	4	Virginia Tech	4
Turnovers Lost (121 ranked)	115	11	4	27 teams tied	0	North Carolina Wake Forest	0 0
Winning Percentage (81 ranked)	1	1	1.000	80 teams tied	1.000	10 teams tied	1.000

Statistic	Player	National Rank	Conference Rank	Value	National Leader	Value	Conference Leader	Value
All Purpose (199 ranked)	Isaiah Ford	100	9	117.00	Aaron Jones, UTEP	292.00	T.J. Logan, North Carolina	253.00
Blocked Kicks (0 ranked)								
Combined Kick Returns (198 ranked)	Greg Stroman	29	3	83	Charles Nelson, Oregon	251	Quadree Henderson, Pittsburgh	176
Completion Percentage (115 ranked)	Jerod Evans	61	8	0.625	Philip Nelson, East Carolina	0.875	Eric Dungey, Syracuse	0.850
Completions Per Game (100 ranked)	Jerod Evans	41	4	20.00	Luke Falk, Washington St.	41.00	Eric Dungey, Syracuse	34.00
Field Goal Percentage (87 ranked)	Joey Slye	61	5	0.667	56 players tied	1.000	4 players tied	1.000
Field Goals Per Game (40 ranked)	Joey Slye	15	2	2.00	5 players tied	4.00	Cole Murphy, Syracuse	4.00
Forced Fumbles (4 ranked)					Tai'Yon Devers, Minnesota Micah Kiser, Virginia Anthony Nelson, Iowa	2.00 2.00 2.00	Micah Kiser, Virginia	2.00
Fumbles Recovered (2 ranked)	Tremaine Edmunds	2	1	1	Teron Fitzgerald, Texas St.	2	10 players tied	1
Interceptions Per Game (96 ranked)	Greg Stroman Terrell Edmunds	1 8	1 2	2.0 1.0	7 players tied	2.0	Greg Stroman, Virginia Tech	2.0
Kickoff Return TDs (1 ranked)					John Ross, Washington Quadree Henderson, Pittsburgh T.J. Logan, North Carolina	1 1 1	Quadree Henderson, Pittsburgh T.J. Logan, North Carolina	1 1
Kickoff Returns (90 ranked)	Greg Stroman	11	3	30.5	Quadree Henderson, Pittsburgh	59.0	Quadree Henderson, Pittsburgh	59.0
Passes Defended (19 ranked)	Greg Stroman Brandon Facyson Mook Reynolds	5 19 19	1 3 3	3.0 2.0 2.0	4 players tied	4.0	Greg Stroman, Virginia Tech Jadar Johnson, Clemson	3.0 3.0
Passing Efficiency (115 ranked)	Jerod Evans	37	7	161.8	Lamar Jackson, Louisville	264.5	Lamar Jackson, Louisville	264.5
Passing TDs (6 ranked)	Jerod Evans	6	2	4	J.T. Barrett, Ohio St. Lamar Jackson, Louisville Thomas Woodson, Akron	6 6 6	Lamar Jackson, Louisville	6
Passing Yards (130 ranked)	Jerod Evans	52	5	221	Mike White, Western Ky.	517	Eric Dungey, Syracuse	355
Passing Yards Per Game (130 ranked)	Jerod Evans	51	5	221.0	Mike White, Western Ky.	517.0	Eric Dungey, Syracuse	355.0
Passing Yards per Completion (115 ranked)	Jerod Evans	70	7	11.05	Quinton Flowers, South Fla.	22.25	Daniel Jones, Duke	18.90
Points Responsible For (191 ranked)	Jerod Evans Bucky Hodges Joey Slye	10 73 168	2 8 19	24 12 10	Lamar Jackson, Louisville	48	Lamar Jackson, Louisville	48
Points Responsible For Per Game (190 ranked)	Jerod Evans Bucky Hodges Joey Slye	11 75 168	2 8 19	24.0 12.0 10.0	Lamar Jackson, Louisville	48.0	Lamar Jackson, Louisville	48.0
Punt Return TDs (1 ranked)					4 players tied	1	Braxton Berrios, Miami (FL)	1
Punt Returns (64 ranked)	Greg Stroman	34	7	7.3	Kavontae Turpin, TCU	41.0	Braxton Berrios, Miami (FL)	18.3
Punting (78 ranked)	Mitchell Ludwig	56	6	39.0	Mitch Wishnowsky, Utah	55.5	Ryan Winslow, Pittsburgh	42.3
Receiving TDs (4 ranked)	Bucky Hodges	4	1	2	Devonte Boyd, UNLV Jojo Natson, Akron Courtland Sutton, SMU	3 3 3	Bucky Hodges, Virginia Tech	2
Receiving Yards (197 ranked)	Isaiah Ford Cam Phillips	24 170	3 12	117 53	Amba Etta-Tawo, Syracuse	210	Amba Etta-Tawo, Syracuse	210
Receiving Yards Per Game (195 ranked)	Isaiah Ford Cam Phillips	23 168	3 12	117.0 53.0	Amba Etta-Tawo, Syracuse	210.0	Amba Etta-Tawo, Syracuse	210.0
Receptions Per Game (142 ranked)	Isaiah Ford Cam Phillips	4 84	3 8	11.0 5.0	Chad Hansen, California Ervin Phillips, Syracuse	14.0 14.0	Ervin Phillips, Syracuse	14.0
Rush Yards Per Carry (186 ranked)	Travon McMillian	153	11	3.00	Chris High, Navy	17.60	Lamar Jackson, Louisville	10.82
Rushing TDs (1 ranked)					5 players tied	3		
Rushing Yards (198 ranked)	Jerod Evans	193	16	46	Aaron Jones, UTEP	249	Matt Dayes, North Carolina St.	138
Rushing Yards Per Game (199 ranked)	Jerod Evans	191	16	46.0	Aaron Jones, UTEP	249.0	Matt Dayes, North Carolina St.	138.0
Sacks (40 ranked)	Ken Ekanem	40	8	1.00	Justin Lawler, SMU	3.50	A.J. Wolf, Duke	3.00
Scoring (157 ranked)	Bucky Hodges Joey Slye Isaiah Ford Cam Phillips	27 106 157 157	3 10 15 15	12.0 10.0 6.0 6.0	14 players tied	18.0	Jaylen Samuels, North Carolina St.	18.0
Solo Tackles (125 ranked)					Kevin Davis, Colorado St.	17.0	Connor Strachan, Boston College	8.0
Tackles For Loss (39 ranked)					Troy Dye, Oregon	4.5	Connor Strachan, Boston College	4.0
Total Interceptions (8 ranked)	Greg Stroman Terrell Edmunds	1 8	1 2	2 1	7 players tied	2	Greg Stroman, Virginia Tech	2
Total Offense (199 ranked)	Jerod Evans	42	4	267.0	Patrick Mahomes, Texas Tech	540.0	Lamar Jackson, Louisville	405.0
Total Tackles (125 ranked)					Kevin Davis, Colorado St. Jordan Jones, Kentucky	19.0 19.0	Micah Kiser, Virginia	14.0
Yards per Pass Attempt (115 ranked)	Jerod Evans	67	10	6.91	Mike White, Western Ky.	16.68	Daniel Jones, Duke	12.60
Yards per Reception (199 ranked)	Bucky Hodges	164	16	14.00	Blake Mack, Arkansas St.	43.50	Johnathan Lloyd, Duke	31.00

MEDIA SCHEDULE

Monday 29	Tuesday 30	Wednesday 31	Thursday 1	Friday 2	Saturday 3	Sunday 4
Press Luncheon 11:30-1 p.m.	Media Interviews Approximately 6 p.m.	ACC Teleconference 11:50 a.m.	No availability	No availability	GAME DAY 8 p.m. ET	No availability
Coach Fuente along with selected players	Selected individuals	Coach Fuente			Postgame Coaches Fuente, Foster & select players	

VIRGINIA TECH MEDIA INFORMATION

MONDAY - PRESS LUNCHEON

Mondays, media members are invited to the Veatch Family Lounge, which is located on the second floor of the Jamerson Athletic Center, to take part in a joint press conference with Coach Justin Fuente and selected players in the football player's lounge. A light lunch is served at 11:30 a.m. with interviews beginning at 12 p.m., with Coach Fuente starting at the podium. The players and coaches who come to Monday's media luncheon will not be available post-practice on Tuesday.

A video feed of the press conference is available for free, both live and archived, on hokiesports.com. Media may watch this feed outside of the Veatch Family Lounge, but can not ask questions.

Media may ONLY park in the softball/track lot without a visitor's pass. Tickets will be the responsibility of the offender.

TUESDAY - MEDIA INTERVIEWS

Tuesdays, selected individuals will be available post practice. These interviews will take place outside the Veatch Family Lounge at approximately 6 p.m.

Media members are asked to wait in the basketball work area located in Cassell Coliseum until a member of the Strategic Communications staff brings the media members to the lounge area.

Media coming for campus for post-practice interviews do not need a visitor's parking pass (after 5 p.m.). If members plan to come on campus during normal business hours (8 a.m. to 5 p.m.), they must stop at the Visitor's Center and get a parking pass. Tickets will be the responsibility of the offender.

WEDNESDAY - ACC TELECONFERENCE

The ACC football coaches will be featured on a weekly teleconference, beginning Wednesday, Aug. 31 and continuing each Wednesday until Nov. 22. Each coach will be available for 10 minutes, with Coach Justin Fuente scheduled to start at 11:50 a.m.

Members of the media can secure the number by contacting the ACC office at (336) 851-6062.

ACC VIDEO CLIP SERVICE

ACC Advanced Media will utilize the ACC Video Clip Service (AVCS) to provide football highlights and press conference excerpts to broadcast media across the conference footprint. This service will provide video content to media outlets in a more timely fashion, in an easy to access and download format, at no cost. To register for the AVCS contact Scott McBurney, Assistant Commissioner/ACC Advanced Media, at smcburney@theacc.org or call 336.369.4646.

WWW.HOKIESPORTS.COM

The official web site of Virginia Tech athletics is home to all the football knowledge you need. Schedules, results, rosters, bios, stats, general releases and game notes can be found here and are always up to date. The Gameday section (only available for home games) has live stats, radio and television coverage information and other pertinent information.

HOKIESPORTS.COM/MEDIA

This media-only, password-protected web site is designed to make the media's job easier. Here you will find high-resolution, color head shots of every Tech football player and coach available to download, along with logos and other information.

HOKIESPORTS.COM/MEDIA/CREDENTIALS

Tech's online site to request single-game press box or photo credentials. No email requests please!

WWW.THEACC.COM

Updated standings, results, schedules, stats and notes are on the site each week during the season.

WWW.COLLEGEPRESSBOX.COM

collegepressbox.com is the official media web site for ACC football. Access and download weekly game notes, quotes, stats, media guides and more for the conference and each of its 12 member schools. Login information will be distributed to accredited media or you can apply for a password by sending an e-mail to password@collegepressbox.com.

WHO TO CONTACT

STRATEGIC COMMUNICATIONS OFFICE

21 Beamer Way
Room 460, Jamerson Athletic Center
Blacksburg, Va. 24061
Office: (540) 231-6726 • Fax: (540) 231-6984

Virginia Tech Football Contacts

Requests for Coaches, Players
Associate AD, Strategic Communications
Pete Moris
540.231.9965 | morisvt@vt.edu

Requests for Credentials
Associate Dir., Strategic Communications
Marc Mullen
540.231.1894 | marcm@vt.edu

Assistant Dir., Strategic Communications
Peter Long
540.231.3387 | lpeter@vt.edu

Requests for Photographs
Director, Photography and Design
Dave Knachel
540.231.1838 | dknachel@vt.edu

Requests for Virginia Tech Radio
Assistant Director of Broadcast Services
Andrew Allegretta
540.961.7604 ext. 5
| andrew.allegretta@img.com

VIRGINIA TECH FOOTBALL ON SOCIAL MEDIA



FACEBOOK
facebook.com/hokiesports



TWITTER
@VT_Football



INSTAGRAM
vthokiefootball



SNAPCHAT
HokieSports