

# VIRGINIA TECH

## 2016 FOOTBALL



AMERICA'S LONGEST ACTIVE BOWL STREAK - 23 STRAIGHT | 11 CONFERENCE TITLES - 4 ACC TITLES | HOME OF THE #LPD - 749.0 SACKS & 337 INTS LEAD POWER FIVE SINCE 1996 | 100% GRADUATION RATE OF SENIORS SINCE 2012

# 0-0

# VT

# VS

# 0-0

## VIRGINIA TECH HOKIES

## LIBERTY FLAMES

### THE FUENTE ERA BEGINS

- Justin Fuente enters his first season as Virginia Tech head coach after orchestrating a dramatic turnaround as head coach for four seasons at Memphis.
- Tech will face the Liberty Flames, who are led by former Kansas and Buffalo head coach Turner Gill, who enters his fifth season as that school's head coach. Gill starred collegiately as a quarterback for Tom Osborne at Nebraska, posting a 28-2 as a starter for the Cornhuskers.
- Liberty concluded the 2015 season with a 6-5 mark, including a 3-3 record in Big South play.
- The Hokies seek to extend the nation's longest active bowl streak under Fuente after reaching postseason play in Beamer's final 23 seasons at Virginia Tech.
- Fuente groomed a trio of prolific passers in his previous two stops in Paxton Lynch (Memphis), Andy Dalton and Casey Pachall (TCU). Virginia Tech fans hope he can enjoy similar success grooming signal-callers for the Hokies.
- Fuente inherits a squad that finished the 2015 campaign with a 7-6 mark with five of those last six losses coming by 5.2 ppg.

### THE LAST TIME AT LANE STADIUM BEFORE FRANK BEAMER

NOVEMBER 15, 1986

- Saturday's game marks the first time a head coach other than Frank Beamer has led the Hokies onto the field at Lane Stadium since the late Bill Dooley guided Virginia Tech to a 29-21 win vs. Vanderbilt (11/15/86). Here's a look at that date in history:

Tech Head Coach . . . . . Bill Dooley  
U.S. President . . . . . Ronald Reagan  
Billboard No. 1 Song . . . . . "Amanda" by Boston  
Saturday Night Live Host . . . . . Sam Kinison

### MORE MEMORIES FROM 1986

Space Shuttle Challenger Disaster . . . . . Jan. 28  
Chernobyl Nuclear Meltdown . . . . . April 26  
Bon Jovi Releases "Slippery When Wet" . . . . . Aug. 18  
Oprah Winfrey Show Goes National . . . . . Sept. 8  
FOX TV Network Launches . . . . . Oct. 9  
Mike Tyson Wins Heavyweight Title . . . . . Nov. 22  
Average Cost of a New House . . . . . \$89,430  
Average Cost of a New Car . . . . . \$9,255  
Average Cost of a Gallon of Gas . . . . . \$0.93

### VT IN NON-CON PLAY AT LANE SINCE 1996

- Dating back to 1996 when Bud Foster took over the sole reins as Tech's defensive coordinator, Tech is 49-4 (.925) with two of those losses coming against Top 25 foes.
- Over that span, Tech has held 29 of those non-con foes to 10 points or fewer, including 11 shutouts.
- In those 49 non-con home victories, the Hokies own a decisive +67 turnover differential (108 takes/67 gives).
- Over the past 20 years, Tech is tied for the nation's best mark in third-down defense at 31.6%. In those 49 home non-conference wins, the Hokies have allowed a mere 26.8% conversion rate on third down (196 of 731).
- Tech's average margin of victory in those 49 wins is 39.0 to 9.6 ppg.
- The Hokies are a perfect 36-0 at Lane Stadium against non-con foes since 1996 when scoring 30 points or more.
- Tech owns a +57.0 edge in sack differential in those 49 victories (135.0 to 78.0).
- The Hokies have registered five punt return TDs in those 49 wins. Jayron Hosley was the last to do it with an 80-yard return in a 45-21 win vs. Central Michigan (10/9/10).

### PREVIOUS COACHING DEBUTS AT LANE

Date	Head Coach	Opponent	Result
10/2/65	Jerry Claiborne	William & Mary	W 9-7
9/18/71	Charlie Coffey	Wake Forest	L 20-9
9/14/74	Jimmy Sharpe	Kentucky	L 27-8
9/9/78	Bill Dooley	Tulsa	L 35-33
9/12/87	Frank Beamer	Clemson	L 22-10

- Fuente will become only the sixth head coach in Virginia Tech history to lead the Hokies in a contest at Lane Stadium. He seeks to join Jerry Claiborne as the second Tech head coach to register a victory in his Lane Stadium debut. Claiborne's squad won the inaugural game ever played in Lane.

### HOKIES DOMINATE THE STATE

- Few FBS programs can boast the type of dominance that Virginia Tech has displayed in the Commonwealth of Virginia in recent years.
- The Hokies are 17-1 (.944) in their last 18 meetings with Virginia, winning the last 12 Commonwealth Cup match-ups.
- Tech hasn't lost a game to an in-state school since 2010. Saturday's game will mark it's first-ever game vs. Liberty.

### THE REAL #DBU

- Entering the 2016 NFL regular season, no school can boast more career INTs by active NFL defensive backs than Virginia Tech (79). South Carolina (60) is a distant second.

#### CAREER INTS BY ACTIVE HOKIES' DBS

No.	#LPD Alum	Current Team	Drafted
43*	DeAngelo Hall	Washington	D1-04 Atlanta
20	Brandon Flowers	San Diego	D2-08 Kansas City
10	Kam Chancellor	Seattle	D5-10 Seattle
6	Kyle Fuller	Chicago	D1-14 Chicago

\*Leads All Active NFL Players

### POWER FIVE PROMINENCE - LAST 20 YEARS

Wins	School	Active Bowl Streak
196	Ohio State	3 Straight
191	Oklahoma	17 Straight
188	Florida	2 Straight
187	Virginia Tech	23 Straight

- Only three Power Five programs can boast more victories than Virginia Tech over the past 20 seasons and no school owns a longer active bowl streak recognized by the NCAA.

### UP NEXT - PILOT FLYING J BATTLE AT BRISTOL

- The Hokies will face AP Preseason No. 9 Tennessee before the largest crowd in college football history at Bristol Motor Speedway (9/10). BMS is almost equidistant between Blacksburg and Knoxville, which are only 236 miles apart. A crowd of over 150,000 is anticipated.

### TECH'S OFFENSIVE FAB FIVE

- Virginia Tech compiled 5,007 net yards of total offense and 43 offensive TDs in 2015. The Hokies return five offensive players who combined for 78.6% (3,938) of those yards and 72.1% (31) of those TDs.
- In terms of receiving yards, these five returning players accounted for 86.3% (2,533) of Tech's yardage and 91.7% (22) of the team's receiving TDs last season.
- All five of these players had at least one rushing attempt in 2015, accumulating 67.8% (1,405) of VT's rushing yards and 47.4% (nine) of Tech's rushing TDs a year ago.

#### 2015 Offensive Production By Player & Percentage of Team Total

No.	Player	Net Rush Yds/TDs	Receiving Yds/TDs	Yds Net Offense/TDs
1	WR Isaiah Ford	51 2.5% 0	1,164 39.6% 11 45.8%	1,215 24.3% 11 25.6%
5	WR Cam Phillips	24 1.2% 0	582 19.8% 2 8.3%	606 12.1% 2 4.7%
7	TE Bucky Hodges	27 1.3% 0	530 18.1% 6 25.0%	557 11.1% 6 14.0%
34	RB Travon McMillian	1,043 50.4% 7 36.8%	64 2.2% 1 4.2	1,107 22.1% 8 18.6%
45	FB Sam Rogers	260 12.6% 2 10.5%	193 6.6% 2 8.3	453 9.0% 4 9.3%
<b>Fab Five Totals</b>		<b>1,405 67.8% 9 47.4%</b>	<b>2,533 86.3% 22 91.7%</b>	<b>3,938 78.6% 31 72.1%</b>

#HARD SMART TOUGH / 1

## MOST ACC CHAMPIONSHIPS SINCE 2004

VIRGINIA TECH 4

4



FLORIDA STATE 4

4



CLEMSON 2

2




WAKE 1



## VIRGINIA TECH FOOTBALL CONFERENCE CHAMPIONSHIPS

Year	Record	Conference	Coach
1909	6-1	South Atlantic	Branch Bocock
1916	7-2	South Atlantic	Jack Ingersoll
1918	7-0	South Atlantic	Charles Bernier
1963	8-2	Southern	Jerry Claiborne
1995	10-2	Big East	Frank Beamer
1996	10-2	Big East	Frank Beamer
1999	11-1	Big East	Frank Beamer
2004	10-3	ACC	Frank Beamer
2007	11-3	ACC	Frank Beamer
2008	10-4	ACC	Frank Beamer
2010	11-3	ACC	Frank Beamer



2007 ACC CHAMPIONSHIP GAME

VIRGINIA TECH - 30  
BOSTON COLLEGE - 16



2008 ACC CHAMPIONSHIP GAME

VIRGINIA TECH - 30  
BOSTON COLLEGE - 12



2010 ACC CHAMPIONSHIP GAME

VIRGINIA TECH - 44  
FLORIDA STATE - 33

# #23 STRAIGHT

## AMERICA'S LONGEST ACTIVE BOWL STREAK

\*\*As recognized by the NCAA\*\*



## ALL-TIME LONGEST BOWL STREAKS

School	Seasons	Started	Ended
1. Nebraska	35	1969	2003
2. Michigan	33	1975	2007
3. Alabama	25	1959	1983
4. Florida State	24	1982	2005*
5. Virginia Tech	23	1993	present
6. Florida	22	1991	2012

\*Streak snapped due to bowl appearance vacated by NCAA

2015 INDEPENDENCE BOWL





## BROADCAST INFORMATION

**Television**.....ACC Network  
**play-by-play**.....Tom Werme  
**analyst**.....Dave Archer  
**sideline**.....Roddy Jones

### National Radio

**Sirius**.....Channel 145  
**XM**.....Channel 193  
**Internet**.....Channel 995

**Local Radio** .... Virginia Tech IMG Sports  
**play-by-play**.....Jon Laaser  
**analyst**.....Mike Burnop  
**sideline**.....Andrew Allegretta

**In Stadium Broadcast**.....105.3 FM

**Digital**.....Hokies Xtra & TuneIn  
 .....(VTfeed; free on downloaded apps)

## ACC STANDINGS

COASTAL	Conf.	Overall
Duke	0-0	0-0
Georgia Tech	0-0	0-0
Miami	0-0	0-0
North Carolina	0-0	0-0
Pittsburgh	0-0	0-0
Virginia	0-0	0-0
Virginia Tech	0-0	0-0

ATLANTIC	Conf.	Overall
Boston College	0-0	0-0
Clemson	0-0	0-0
Florida State	0-0	0-0
Louisville	0-0	0-0
NC State	0-0	0-0
Syracuse	0-0	0-0
Wake Forest	0-0	0-0

## ACC SCHEDULE

### Week 1 - Sept. 1 thru Sept. 5

Charlotte (0-0) at **#19 Louisville** (0-0)  
 Tulane (0-0) at **Wake Forest** (0-0)  
 William & Mary (0-0) at **NC State** (0-0)  
 Colgate (0-0) at **Syracuse** (0-0)  
**G. Tech** (0-0) at **Boston College** (0-0)  
 Villanova (0-0) at **Pitt** (0-0)  
 Richmond (0-0) at **Virginia** (0-0)  
**#22 N. Carolina** (0-0) vs. #18 Georgia (0-0)  
 NC Central (0-0) at **Duke** (0-0)  
 Florida A&M (0-0) at **Miami** (0-0)  
**#2 Clemson** (0-0) at Auburn (0-0)  
**#4 Florida State** (0-0) vs. #11 Ole Miss (0-0)

### Week 1 - Non-conference Opponents

**Liberty** (0-0) at **Virginia Tech** (0-0)  
**#9 Tennessee** (0-0) vs. App. State (0-0)  
**East Carolina** (0-0) vs. W. Carolina (0-0)  
**#10 Notre Dame** (0-0) at Texas (0-0)

## TODAY'S COACHING MATCHUP

Virginia Tech.....**School**.....Liberty  
 Justin Fuente.....**Coach**.....Turner Gill  
 Murray State (1999).....**Alma Mater**.....North Texas (1990)  
 0-0 (First Season).....**Record at School**.....28-19 (Fifth Season)  
 26-23 (Fifth Season).....**Overall Record**.....53-68 (11th Season)  
 0-0.....**Record vs. Opponent**.....0-0  
 0-0.....**Record vs. Coach**.....0-0

## TECH VS. LIBERTY

This will be the first ever meeting between the two schools. The game will also be the first time the Hokies will face a team from the Big South Conference.

The Hokies have won five straight games versus FCS schools.

### Last five meetings vs. FCS-foes

Date	Tech Rank	Opponent	Score
Sept. 12, 2015	-	Furman	W, 42-3
Aug. 30, 2014	-	William & Mary	W, 34-9
Sept. 7, 2013	-	Western Carolina	W, 45-3
Sept. 8, 2012	15	Austin Peay	W, 42-7
Sept. 3, 2011	13	Appalachian State	W, 66-13

	<u>Tech</u>	<u>Opponent</u>
<b>Total Points</b>	229	35
<b>Average</b>	46	7
<b>Most Points Scored</b>	66 (2011)	13 (2011)
<b>Fewest Points Scored</b>	34 (2014)	3 (2015)
<b>Shutouts By</b>	---	---
<b>Largest Margin of Victory</b>	53 (2011)	--
<b>Smallest Margin of Victory</b>	25 (2014)	--

## TODAY IN TECH FOOTBALL HISTORY

### Games Played - on this date, Sept. 3: Four

**Overall Record:** 3-1      **Home:** 3-0      **Away:** 0-1      **ACC:** 1-0

Day, Year	Tech Rank	Opponent	Score
Monday, 2012	16	Georgia Tech*	W, 20-17 (OT)
Saturday, 2011	13	Appalachian State	W, 66-13
Saturday, 1994	21	Arkansas State	W, 34-7
Saturday, 1988	-	at #4 Clemson	L, 7-40

	<u>Tech</u>	<u>Opponent</u>
<b>Total Points</b>	127	77
<b>Average</b>	32	19
<b>Most Points Scored</b>	66 (2011)	40 (1988)
<b>Fewest Points Scored</b>	7 (1988)	7 (1994)
<b>Shutouts By</b>	---	---
<b>Largest Margin of Victory</b>	53 (2011)	33 (1988)
<b>Smallest Margin of Victory</b>	3 (2012)	33 (1988)

# JUSTIN FUENTE

@CoachFuentes

## HEAD COACH



### THE FUENTE FILE

**Coaching Exp.:** ... 16th season, 1st at Tech  
**Head Coach:** ..... 5th season, 1st at Tech  
**Record at Memphis:** ..... 26-23  
**Overall Record:** ..... 26-23  
**Hometown:** ..... Tulsa, Oklahoma  
**High School:** ..... Union (1995)  
**College:** ..... Murray State (1999)  
**Playing Exp.:** ..... Oklahoma (1995-96)  
 ..... Murray State (1997-98)  
**Family:** ..... Wife – Jenny  
 ..... Daughters – Cecilia, Caroline, Charlotte

### COACHING HISTORY

Year	School	Position
2016	Virginia Tech	Head Coach
2012-15	Memphis	Head Coach
2009-11	TCU	Co-Offensive Coordinator/QBs
2007-08	TCU	Running Backs
2004-06	Illinois State	Offensive Coordinator/QBs
2001-03	Illinois State	Quarterbacks

### BOWL GAMES/PLAYOFF COACHED (8 GAMES)

2015	Birmingham*	Memphis
2014	Miami Beach	Memphis
2011	Poinsettia	TCU
2010	Rose	TCU
2009	Fiesta	TCU
2008	Poinsettia	TCU
2007	Texas	TCU
2006	FCS Playoffs	Illinois St.

\*Joined VT prior to bowl game

### PLAYING HIGHLIGHTS

- Was recruited to the University of Oklahoma by Howard Schnellenberger and played two seasons for the Sooners.
- Saw duty in 20 games at OU and led the Sooners to a 30-27 upset in win overtime against No. 25 Texas in the Red River Shootout (10/12/96) in the inaugural Big 12 contest between the two longtime rivals. Also set an OU freshman record with 11 TD passes that season.
- Transferred to Murray State, the same school that Frank Beamer coached prior accepting the Virginia Tech job in 1987.
- Set 11 schools records during his two-year career at Murray State, completing 458 of 794 passes (57.7%) for 6,372 yards with 50 touchdowns and 20 interceptions, good for a 140.8 rating. Also scored two rushing TDs and had a 15-yard reception.

▪ Posted a career-high 553 yards at Southern Illinois (9/11/99) and threw for 470 yards and five TDs in his final game against Kentucky Wesleyan (11/20/99), leading the Racers to a 53-0 victory.

▪ Named the 1999 Ohio Valley Conference Offensive Player of the Year and was a finalist for the Walter Payton Award.

▪ Played professionally for the Arena Football League's Oklahoma Wranglers before embarking on his coaching career.

### PROMINENT QB PUPILS

**Paxton Lynch (Memphis)**

**D1-2016 (26th overall) – Denver**

Completed 555 of 856 (64.8%) of his passes for 6,807 yards with 50 TDs and 13 INTs in 2014-15.

**Andy Dalton (TCU)**

**D2-2011 (35th overall) – Cincinnati**

Two-time Pro Bowler completed 63.8 percent (408 of 639) of his passes for 5,613 yards with 50 TDs and 14 INTs at TCU (2009-10). In 77 career NFL regular season starts, entering 2016, has thrown for 18,008 yards with 124 TDs and 73 INTs, leading the Bengals to five straight playoff berths.

**Casey Pachall (TCU)**

Completed 66.5 percent of his throws (228 of 343) with 25 TDs and seven INTs in 2011.



### THE MEMPHIS TURNAROUND

▪ Compiled a 19-6 record in his final two seasons at Memphis, guiding the Tigers to back-to-back bowl berths after inheriting a program that went 5-31 in three years before his arrival.

▪ Unanimous selection as 2014 American Athletic Conference Coach of the Year when he led Memphis to its first conference title since 1971.

▪ Guided Memphis to a 15-game winning streak that included a 37-24 win over No. 13 Ole Miss (10/17/15).

▪ The Tigers concluded a 10-3 season in 2014 with a 55-48 double-OT triumph over BYU in the Miami Beach Bowl, the first 10-win season for the Tigers since 1938.

▪ Memphis posted a 9-3 regular season mark in 2015, capped by a 63-0 win vs. SMU in Fuente's finale as the Tigers' head coach.

▪ Fuente's final game as Memphis head coach was a 63-0 win vs. SMU (11/28/15). QB Paxton Lynch tied an FBS record with seven touchdown passes in the first half of that game. Lynch threw for a school-record 28 TD passes on the 2015 season.

▪ Memphis outscored its opponents by an average margin of 20.7 points per game during a run of 15 consecutive wins from 2014-15, scoring 652 points (43.5 ppg), while allowing only 341 (22.7 ppg).

▪ Memphis scored 471 points in 2014,

shattering the old school record of 430 points set in 2004, while allowing a mere 19.5 points per game, a figure that ranked 11th among FBS squads.

▪ The Tigers went +11 (31 takeaways/20 giveaways) in the turnover column in 2014, finishing the campaign ranked in both the AP Top 25 and in the USA Today/Amway Coaches Polls, a first in school history.

▪ Fuente's squad led Conference USA in total defense in league games in 2012, giving up just 331.6 ypg.

▪ The Tigers also excelled on special teams under Fuente as Tom Hornsey won the 2013 Ray Guy Award as the nation's top collegiate punter.



## FUENTE VS. HEAD COACHES

Head Coach	School (s)	W	L	Pct.
<b>Addazio, Steve</b>	<b>Boston College</b>	<b>0</b>	<b>0</b>	<b>---</b>
<b>Babers, Dino</b>	<b>Syracuse/Bowling Green*</b>	<b>1</b>	<b>0</b>	<b>1.000</b>
Bailiff, David	Rice*	1	0	1.000
Blankenship, Bill	Tulsa*	1	0	1.000
Beaty, Dave	Kansas*	1	0	1.000
Cannon, Kirby	Austin Peay*	1	0	1.000
<b>Cutcliffe, David</b>	<b>Duke*</b>	<b>0</b>	<b>2</b>	<b>.000</b>
Diao, Bob	Connecticut*	1	0	1.000
<b>Fedora, Larry</b>	<b>North Carolina</b>	<b>0</b>	<b>0</b>	<b>---</b>
Freeze, Hugh	Ole Miss*	1	1	.500
<b>Gil, Turner</b>	<b>Liberty</b>	<b>0</b>	<b>0</b>	<b>---</b>
Harsin, Bryan	Arkansas State*	1	0	1.000
Herman, Tom	Houston*	0	1	.000
Holliday, John	Marshall*	0	1	.000
Johnson, Curtis	Tulane*	3	0	1.000
Johnson, Ellis	Southern Miss*	1	0	1.000
<b>Johnson, Paul</b>	<b>Georgia Tech</b>	<b>0</b>	<b>0</b>	<b>---</b>
<b>Jones, Butch</b>	<b>Tennessee</b>	<b>0</b>	<b>0</b>	<b>---</b>
Jones, June	SMU*	1	2	.333
<b>Kelly, Brian</b>	<b>Notre Dame</b>	<b>0</b>	<b>0</b>	<b>---</b>
Levine, Tony	Houston*	0	2	.000
Malzahn, Gus	Arkansas State*	0	1	.000
McGee, Garrick	UAB*	1	0	1.000
McNeill, Ruffin	East Carolina*	0	1	.000
<b>Mendenhall, Bronco</b>	<b>Virginia/BYU*</b>	<b>1</b>	<b>0</b>	<b>1.000</b>
<b>Montgomery, Scottie</b>	<b>East Carolina</b>	<b>0</b>	<b>0</b>	<b>---</b>
Montgomery, Philip	Tulsa*	1	0	1.000
Mora, Him	UCLA*	0	1	.000
Morris, Chad	SMU*	1	0	1.000
<b>Narduzzi, Pat</b>	<b>Pitt</b>	<b>0</b>	<b>0</b>	<b>---</b>
Niumatalolo, Ken	Navy*	0	1	.000
O'Leary, George	UCF*	0	2	.000
Petrino, Bobby	Louisville*	0	1	.000
<b>Richt, Mark</b>	<b>Miami</b>	<b>0</b>	<b>0</b>	<b>---</b>
Rhule, Matt	Temple*	1	2	.333
Simpson, Jason	Tenn. Martin*	1	1	.500
Steckel, Dave	Missouri State*	1	0	1.000
Stockstill, Rick	Middle Tenn.*	1	2	.333
Taggart, Willie	USF*	3	0	1.000
Tuberville, Tommy	Cincinnati*	2	1	.667
Weist, T.J.	Connecticut*	0	1	.000
<b>At Memphis*</b> - Four seasons (2012-15)		<b>26</b>	<b>23</b>	<b>.531</b>
<b>At Tech</b> - First season (2016-pres.)		<b>0</b>	<b>0</b>	<b>---</b>
<b>Overall</b> - Five seasons (2012-pres.)		<b>26</b>	<b>23</b>	<b>.531</b>

**Justin Fuente** has faced a total of 32 different head coaches, 27 different schools and coached in 13 different states during his first four season as a head coach - all at Memphis.

This season, he will add nine new coaches names to the mix, while he will face three he has coached against in the past. He is 1-0 against Syracuse's Dino Babers (Bowling Green) and Virginia's Bronco Mendenhall (BYU) - beating each of them while he was at Memphis and they were with their former teams. However, Duke's David Cutcliffe has gotten the better of Coach Fuente in two prior meetings.

Additionally, Fuente will add 10 new schools to the list of programs faced in 2016, but will face Duke for the third time and East Carolina for the second time. He is a combined 0-3 against the two schools.

Lastly, Fuente will add three new states to those where he's coached a game when Tech makes trips to Syracuse (New York) and Notre Dame (Indiana). Ironically, the season opener against Liberty marks Fuente's first game coached in the state of Virginia.

## FUENTE VS. SCHOOLS

Opponent	Virginia Tech		Memphis		Overall	
	W-L	PCT	W-L	PCT	W-L	PCT
Arkansas State	---	---	1-1	.500	1-1	.500
Austin Peay	---	---	1-0	1.000	1-0	1.000
<b>Boston College</b>	<b>---</b>	<b>---</b>	<b>---</b>	<b>---</b>	<b>---</b>	<b>---</b>
Bowling Green	---	---	1-0	1.000	1-0	1.000
BYU	---	---	1-0	1.000	1-0	1.000
Cincinnati	---	---	2-1	.667	2-1	.667
Connecticut	---	---	1-1	.500	1-1	.500
<b>Duke</b>	<b>---</b>	<b>---</b>	<b>0-2</b>	<b>.000</b>	<b>0-2</b>	<b>.000</b>
<b>East Carolina</b>	<b>---</b>	<b>---</b>	<b>0-1</b>	<b>.000</b>	<b>0-1</b>	<b>.000</b>
<b>Georgia Tech</b>	<b>---</b>	<b>---</b>	<b>---</b>	<b>---</b>	<b>---</b>	<b>---</b>
Houston	---	---	0-3	.000	0-3	.000
Kansas	---	---	1-0	1.000	1-0	1.000
<b>Liberty</b>	<b>---</b>	<b>---</b>	<b>---</b>	<b>---</b>	<b>---</b>	<b>---</b>
Louisville	---	---	0-1	.000	0-1	.000
Marshall	---	---	0-1	.000	0-1	.000
<b>Miami (Fla.)</b>	<b>---</b>	<b>---</b>	<b>---</b>	<b>---</b>	<b>---</b>	<b>---</b>
Middle Tennessee	---	---	1-2	.333	1-2	.333
Missouri State	---	---	1-0	1.000	1-0	1.000
Navy	---	---	0-1	.000	0-1	.000
<b>North Carolina</b>	<b>---</b>	<b>---</b>	<b>---</b>	<b>---</b>	<b>---</b>	<b>---</b>
<b>Notre Dame</b>	<b>---</b>	<b>---</b>	<b>---</b>	<b>---</b>	<b>---</b>	<b>---</b>
Ole Miss	---	---	1-1	.500	1-1	.500
<b>Pitt</b>	<b>---</b>	<b>---</b>	<b>---</b>	<b>---</b>	<b>---</b>	<b>---</b>
Rice	---	---	1-0	1.000	1-0	1.000
SMU	---	---	2-2	.500	2-2	.500
Southern Miss	---	---	1-0	1.000	1-0	1.000
<b>Syracuse</b>	<b>---</b>	<b>---</b>	<b>---</b>	<b>---</b>	<b>---</b>	<b>---</b>
Temple	---	---	1-2	.333	1-2	.333
<b>Tennessee</b>	<b>---</b>	<b>---</b>	<b>---</b>	<b>---</b>	<b>---</b>	<b>---</b>
Tennessee Martin	---	---	1-1	.500	1-1	.500
Tulane	---	---	3-0	1.000	3-0	1.000
Tulsa	---	---	2-0	1.000	2-0	1.000
UAB	---	---	1-0	1.000	1-0	1.000
UCF	---	---	0-2	.000	0-2	.000
USF	---	---	3-0	<b>1.000</b>	<b>3-0</b>	<b>1.000</b>
UCLA	---	---	0-1	.000	0-1	.000
<b>Virginia</b>	<b>---</b>	<b>---</b>	<b>---</b>	<b>---</b>	<b>---</b>	<b>---</b>
<b>Totals</b>	<b>---</b>	<b>---</b>	<b>26-23</b>	<b>.531</b>	<b>26-23</b>	<b>.531</b>

## FUENTE IN THE STATE OF

Opponent	Virginia Tech		Memphis		Overall	
	W-L	PCT	W-L	PCT	W-L	PCT
Alabama	---	---	1-0	1.000	1-0	1.000
Arkansas	---	---	0-1	.000	0-1	.000
California	---	---	0-1	.000	0-1	.000
Connecticut	---	---	0-1	.000	0-1	.000
Florida	---	---	3-0	1.000	3-0	1.000
<b>Indiana</b>	<b>---</b>	<b>---</b>	<b>---</b>	<b>---</b>	<b>---</b>	<b>---</b>
Kansas	---	---	1-0	1.000	1-0	1.000
Kentucky	---	---	0-1	.000	0-1	.000
Louisiana	---	---	1-0	1.000	1-0	1.000
Mississippi	---	---	0-1	.000	0-1	.000
<b>New York</b>	<b>---</b>	<b>---</b>	<b>---</b>	<b>---</b>	<b>---</b>	<b>---</b>
<b>North Carolina</b>	<b>---</b>	<b>---</b>	<b>0-2</b>	<b>.000</b>	<b>0-2</b>	<b>.000</b>
Ohio	---	---	2-0	1.000	2-0	1.000
Oklahoma	---	---	1-0	1.000	1-0	1.000
<b>Pennsylvania</b>	<b>---</b>	<b>---</b>	<b>1-1</b>	<b>.500</b>	<b>1-1</b>	<b>.500</b>
<b>Tennessee</b>	<b>---</b>	<b>---</b>	<b>15-11</b>	<b>.577</b>	<b>15-11</b>	<b>.577</b>
Texas	---	---	1-3	.250	1-3	.250
<b>Virginia</b>	<b>---</b>	<b>---</b>	<b>---</b>	<b>---</b>	<b>---</b>	<b>---</b>
West Virginia	---	---	0-1	.000	<b>0-1</b>	<b>.000</b>
<b>Totals</b>	<b>---</b>	<b>---</b>	<b>26-23</b>	<b>.531</b>	<b>26-23</b>	<b>.531</b>

## CAREER/ACTIVE STARTS CHART

	2015	Streak	Career
<i>Brewer, M.</i>	7	6	20
Chung, K.	1	-	1
<i>Coleman, J.C.</i>	4	-	13
Conte, A.	13	13	23
Ford, I.	12	4	23
Gallo, E.	13	13	13
<i>Hansen, W.</i>	13	13	16
Hodges, B.	13	15	23
<i>Malleck, R.</i>	13	22	32
McLaughlin, J.	13	13	35
McMillian, T.	7	5	7
Motley, B.	6	-	6
Phillips, C.	10	-	19
Rogers, S.	5	1	13
Teller, W.	12	7	18
Williams, M.	-	-	8

### STARTED EVERY GAME IN 2015

Six Hokies: Conte, Gallo, Hansen, Hodges, Malleck and McLaughlin.

### LONGEST ACTIVE STREAKS

Hodges	15
Conte, Gallo, McLaughlin	13

*Italics* = non returning player

## TIGHT END CHARTS

Top four tight ends in school history

	Rec.	TDs	Yards
Mike Burnop (1970-72)	90	5	1,141
<b>Bucky Hodges (2013-)</b>	<b>85</b>	<b>13</b>	<b>1,056</b>
Steve Johnson (1984-87)	84	8	1,058
Ken Barefoot (1965-67)	68	8	752

### ACC Career TD receptions list

Name, School	Years	TDs
1. Heath Miller, UVa.	2002-04	20
2. Nick O'Leary, FSU	2011-14	17
<b>3. Bucky Hodges, VT</b>	<b>2013-</b>	<b>13</b>
4. Ed Carrington, UVa.	1964-66	12
John McMakin, Clem.	1969-71	12
Bruce McGonnigal, UVa.	1987-90	12

# THE OFFENSE

## The Quarterback Corps

On Thursday, Aug. 25, head coach Justin Fuente announced junior-college transfer Jerod Evans will start Tech's season opener, however two other quarterbacks could also play.

Evans came to Blacksburg from Trinity Valley CC and was listed as the No. 10 player on Scouts JUCO Top 100 list (2015). He led the conference in passing yards per game (395.5) and touchdowns (38) while landing in the top five in four other categories. Evans will become the first known JUCO transfer to start for the Hokies in the modern era.

Brenden Motley's credentials include six starts last season for injured Michael Brewer, in which he posted a 3-3 record. He threw for 1,155 yards and 11 TDs and added 224 yards on the ground with three more scores. He won his first two starts and became the first quarterback at Tech to pass for at least 200 yards in each of those games and the first quarterback to surpass 500 total yards of offense in those first two starts.

Joshua Jackson, the son of Fred Jackson, a college football coach for 40 years with 23 at Michigan, was a 4-star recruit out of Saline High. He was a finalist for Michigan Player of the Year after throwing for 1,780 yards and 20 TDs and rushing for 470 yards and eight scores.

**OF NOTE:** The previous 19 quarterbacks in the program (includes Motley) are a combined 15-4 in their first career starts, including winners in 12 straight. In fact, those 12 starters won each of their first two starts.

## McMillian eyes another 1,000-yard season

During his freshman campaign, running back Travon McMillian rushed for a total of 1,043 yards to become the first running back at Tech to reach the milestone since David Wilson (2011, 1,709) and became just the third Tech freshman to eclipse the mark (Ryan Williams, 2009, 1,655 and Darren Evans, 2008, 1,265) and 11th overall in the ACC. In fact, his total was the eighth best ever for a freshman in the conference.

Reaching the mark again, though, will be a challenge considering that only two men in the history of the Tech program have hit the mark in back-to-back seasons – Roscoe Coles, 1975-76 (1,045 and 1,119) and Cyrus Lawrence, 1980-81 (1,221 and 1,403). Lee Suggs is the only other back to hit 1,000 twice, but he did it in 2000 and 2002.

Also, it's been almost a decade since a Hokie running back has led the team in rushing in back-to-back seasons, when Branden Ore led the team in 2006-07.

## Hodges moving up the charts for tight ends

Entering the 2016 season, Bucky Hodges is closing in on a couple of school record at the tight end position as well as starting to appear in some ACC tight end annals (see charts on left side).

Hodges has 85 career receptions (second all-time for tight ends at Tech) and 1,056 receiving yards (third) and 13 touchdowns (school record.). In the Hokies' record book, he became the leader in TDs by passing Ken Barefoot (8, 1965-67) and Steve Johnson (8, 1984-87), but trails Tech Hall of Famer Mike Burnop for the top spot in catches and yards.

The current color analyst for the school's radio broadcast finished his career with 90 receptions and 1,141 yards. Johnson currently sits second in receiving yards for a tight end at 1,058 and was just passed by Hodges for second all-time in catches as Johnson finished his Tech career with 84.

For career numbers in the conference, Hodges currently sits in the number three slot for touchdowns, trailing only Virginia's Heath Miller (2002-04, 20) and Florida State's Nick O'Leary (2011-14, 17). On the ACC top 10 list, Hodges is currently 16 receptions shy and about 270 receiving yards shy. Ironically, currently No. 10 in career receptions is Maryland's Ferrell Edmunds, the father of the Hokies' Edmunds brothers.

## 2015 Starters Game By Game

Opponent	FL	LT	LG	C	RG	RT	TE	QB	FB	TB	SE
Ohio State	Phillips	McLaughlin	Teller	Gallo	Conte	Hansen	Malleck	Brewer	Hodges (TE)	Coleman	Ford
Furman	Phillips	McLaughlin	Teller	Gallo	Conte	Hansen	Malleck	Motley	Hodges (TE)	Coleman	Ford
Purdue	Hodges (TE)	McLaughlin	Teller	Gallo	Conte	Hansen	Malleck	Motley	Rogers	McMillian	Ford
East Carolina	Phillips	McLaughlin	Teller	Gallo	Conte	Hansen	Malleck	Motley	Hodges (TE)	Coleman	Ford
Pittsburgh	Phillips	McLaughlin	Teller	Gallo	Conte	Hansen	Malleck	Motley	Hodges (TE)	Coleman	Ford
NC State	Stroman	McLaughlin	Chung	Gallo	Conte	Hansen	Malleck	Motley	Rogers	Hodges (TE)	Ford
Miami	Phillips	McLaughlin	Teller	Gallo	Conte	Hansen	Malleck	Motley	Hodges (TE)	McMillian	Ford
Duke	Phillips	McLaughlin	Teller	Gallo	Conte	Hansen	Malleck	Brewer	Rogers	Hodges (TE)	Ford
B. College	Phillips	McLaughlin	Teller	Gallo	Conte	Hansen	Malleck	Brewer	Rogers	McMillian	Hodges (TE)
Georgia Tech	Phillips	McLaughlin	Teller	Gallo	Conte	Hansen	Malleck	Brewer	Hodges (TE)	McMillian	Ford
N. Carolina	Phillips	McLaughlin	Teller	Gallo	Conte	Hansen	Malleck	Brewer	Hodges (TE)	McMillian	Ford
Virginia	Phillips	McLaughlin	Teller	Gallo	Conte	Hansen	Malleck	Brewer	Hodges (TE)	McMillian	Ford
Tulsa	Hodges (TE)	McLaughlin	Teller	Gallo	Conte	Hansen	Malleck	Brewer	Rogers	McMillian	Ford



## Ford sets season records, knocking on career's door

Wide receiver Isaiah Ford has done a lot at Tech through his first two seasons at the school. Just a sample, Ford became the fastest player at Tech to reach 10 career TD receptions (19 games), fastest player to 1,000 career receiving yards (17 games) and fastest player to 100 career receptions (22 games).

After setting single-season records last year in receptions (75), yards (1,164) and TDs (11), Ford is quickly climbing the charts on those three career charts (see below).

Lastly, Ford has caught at least TWO passes in every game of his career (26), which is a school record previously held by Danny Coale (22, from 10/16/10 to 1/3/12). The Tech record for consecutive games with at least one catch is 27 games, set by Ernest Wilford (8/25/02 to 12/26/03), which Ford will tie with a catch today.

### Tech Career TD receptions list

Name	Years	TDs
1. Antonio Freeman	1991-94	22
2. Jarrett Boykin	2008-11	18
Ricky Scales	1972-74	18
Andre Davis	1998-01	18
<b>5. Isaiah Ford</b>	<b>2014-</b>	<b>17</b>
6. Josh Morgan	2004-07	16
7. Sidney Snell	1978-80	15
<b>8. Bucky Hodges</b>	<b>2014-</b>	<b>13</b>
Marcus Davis	2009-12	13

### Tech Career Receptions list

Name	Years	TDs
1. Jarrett Boykin	2008-11	184
2. Danny Coale	2008-11	165
<b>3. Isaiah Ford</b>	<b>2014-</b>	<b>131</b>
4. Ernest Wilford	2000-03	126
....		
16. Mike Burnop	1970-72	90
<b>17. Cam Phillips</b>	<b>2014-</b>	<b>89</b>
18. Sidney Snell	1978-80	86
<b>19. Bucky Hodges</b>	<b>2014-</b>	<b>85</b>
20. Steve Johnson	1984-87	84

### Tech Career receiving yards list

Name	Years	TDs
1. Jarrett Boykin	2008-11	2,884
2. Danny Coale	2008-11	2,658
3. Ricky Scales	1972-74	2,272
4. Antonio Freeman	1991-94	2,200
5. Ernest Wilford	2000-03	2,052
6. Andre Davis	1998-01	1,986
<b>7. Isaiah Ford</b>	<b>2014-</b>	<b>1,873</b>
8. Marcus Davis	2009-12	1,827
9. Josh Morgan	2004-07	1,817
10. Eddie Royal	2004-07	1,778
....		
18. Jimmy Quinn	1969-71	1,262
19. Josh Hyman	2004-07	1,142
20. Mike Burnop	1970-72	1,141
21. Cornelius White	1993-96	1,114
<b>22. Cam Phillips</b>	<b>2014-</b>	<b>1,080</b>
23. Willie Byrn	2011-14	1,063
24. Steve Johnson	1984-87	1,058
<b>25. Bucky Hodges</b>	<b>2014-</b>	<b>1,056</b>
26. Nick Cullen	1987-90	946

## Phillips, Hodges gives Hokies three career 1,000-yard receivers

Above (gray box) is a detailed summary of where Isaiah Ford stands entering the 2016, in the top seven in all-time career touchdowns, receptions and receiving yards. However, fellow classmates wide receiver Cam Phillips and tight end Bucky Hodges are in the history books as well.

Phillips had 49 catches for 582 yards last season, both second on the team, and with it pushed his career numbers to 89 (17th all-time at Tech) for 1,080 career yards (22nd).

Hodges was third in both receptions (40) and yards (530) and second in touchdown catches (6) and is now sitting with 85 career receptions (19th all-time) for 1,056 career yards (25th). He adds 13 career TD catches, which is tied for eighth all-time at the school.

Before last year, no Hokie before his junior season had ever caught more than 70 career passes and only three had ever gone over 1,000 career receiving yards. However, Ford, Phillips and Hodges all eclipsed those milestones during the 2015 season.

The 2016 season also marks the first time in school history that three players enter the year with more than 1,000 career receiving yards. However, during the 2007 season a total of four wide receivers ended the year with more than 1,000 yards, the only other time at least three Hokies were 1,000-yard receivers.

## Offensive line brings back quartet with experience

Not since the Hokies returned 93 starts on the offensive line for the start of the 2011 season has Tech seen so much experience coming back up front. Led by offensive lineman Jonathan McLaughlin, who has 35 career starts, the Hokies return 90 career starts, just one of 19 teams in the NCAA with that many. Only North Carolina (131) has more career starts on the offensive line than the Hokies among ACC teams.

McLaughlin has started in every game he has played, while offensive lineman Augie Conte returns with 23 career starts. Offensive linemen Wyatt Teller (18), Eric Gallo (13) and Kyle Chung (1) all own starting experience for Tech.

In 2011, Blake DeChristopher (37), Jaymes Brooks (28), Greg Nosal (14) and Andrew Lanier (14), along with newcomer Andrew Miller, helped the Hokies to register 186.9 yards rushing per game, 226.1 yards passing per game and allowed just 17 sacks during an 11-3

## TOP 20 CONSECUTIVE SCORING TEAMS

Virginia Tech has scored in 269 straight games dating back to the 1995 season.

That is the 11th-longest streak ever in the history of the NCAA, and the sixth-longest active streak.

School	Years	Games
1. Michigan	1984-14	365
2. BYU	1975-03	361
<b>3. Florida</b>	<b>1988-</b>	<b>348</b>
<b>4. TCU</b>	<b>1992-</b>	<b>293</b>
<b>5. Air Force</b>	<b>1992-</b>	<b>285</b>
6. Texas	1980-04	282
7. Washington State	1984-08	280
<b>8. Tennessee</b>	<b>1994-</b>	<b>272</b>
<b>9. Ohio State</b>	<b>1993-</b>	<b>271</b>
Washington	1981-04	271
<b>11. Virginia Tech</b>	<b>1995-</b>	<b>269</b>
12. Oregon	1985-07	267
<b>13. Georgia</b>	<b>1995-</b>	<b>262</b>
<b>14. Nebraska</b>	<b>1996-</b>	<b>258</b>
15. Colorado	1988-08	242
<b>16. Boise State</b>	<b>1997-</b>	<b>238</b>
<b>17. Georgia Tech</b>	<b>1997-</b>	<b>237</b>
18. Kansas State	1996-15	234
<b>19. Texas Tech</b>	<b>1997-</b>	<b>233</b>
UCLA	1971-92	233
Nebraska	1974-91	233
... <b>Oklahoma</b>	<b>1998-</b>	<b>227</b>

**Bold** = active streak

^ = 13 games vacated by NCAA

## TEAM RESULTS FOR QBS SINCE 1987

Over the past 30 seasons, the Hokies have seen 19 men start a game at quarterback. Below are their results, ranked by wins.

Name	Years	Record	Pct.
Taylor, Tyrod	2007-10	34-8	.810
Randall, Bryan	2002-04	26-12	.684
Thomas, Logan	2011-13	26-14	.650
Vick, Michael	1999-00	21-1	.955
Druckenmiller, Jim	1995-96	20-4	.833
DeShazo, Maurice	1992-94	19-14-1	.586
Glennon, Sean	2006-08	18-8	.692
Furrer, Will	1988-91	16-18-1	.486
Clark, Al	1997-98	12-7	.632
Vick, Marcus	2005	11-2	.846
Noel, Grant	2001-02	10-4	.714
Brewer, Michael	2014-15	11-9	.550
Sorensen, Nick	1997-98	3-1	.750
<b>Motley, Brenden</b>	<b>2015-</b>	<b>3-3</b>	<b>.500</b>
Young, Cam	1988-89	3-3	.500
Meyer, Dave	1998-00	2-1	.667
Chapman, Erik	1987	2-9	.182
Wooten, Rodd	1989, 91	1-2	.333
Koel, Treg	1992	0-1	.000
<b>Totals</b>		<b>238-121-2</b>	<b>.662</b>

## CAREER/ACTIVE STARTS CHART

	2015	Streak	Career
Alexander, A.	8	2	8
Baron, W.	6	-	8
Clark, C.	13	23	26
Clarke, D.	11	-	24
Edmunds, Te.	8	-	8
Edmunds, Trem.	2	1	2
Ekanem, K.	13	26	26
Facyson, B.	10	-	22
Frye, D.	4	1	4
Fuller, K.	3	-	28
Greene, D.	-	-	1
Huelskamp, S.	2	-	2
Maddy, L.	13	13	46
Marshall, C.	6	3	20
Mihota, V.	1	-	1
Motuapuaka, A.	11	9	15
Nicolas, D.	12	1	26
Reynolds, M.	2	-	2
Riley, D.	2	1	9
Shegog, A.	5	5	5
Stroman, G.	5	1	6
Vandyke, R.	6	-	8
Williams, N.	-	-	10

### STARTED EVERY GAME IN 2015

Three Hokies: Clark, Ekanem, Maddy.

### LONGEST ACTIVE STREAKS

Ekanem	26
Clark	23

## DEFENSIVE SCORES

THE LAST 30 SEASONS

- 88 Total TDs scored by the defense
- 58 pass interceptions
  - last Andrew Motuapuaka (18 yds) vs. Furman (9/12/15)
- 28 fumble returns
  - last Chuck Clark (20 yds) at Purdue (9/19/15)
- 2 fumble recoveries
  - last Carl Bradley (in End Zone) at Rutgers (8/30/97)
- 10 Total safeties registered by the defense
  - last at ECU (9/14/13)

# THE DEFENSE

## Two-deep features all starters on the first team

A quick glance at the starters on defense according to the latest two-deep shows that every single one of them have started at least one game for the Hokies in the past. Led by defensive end Ken Ekanem (26 consecutive starts) and defensive back Chuck Clark (23 straight starts), the defense has a combined 15 Hokies returning that have 142 combined starts under their belts and includes 126 for the players listed at first string.

The Hokies have a total of five players with at least 10-plus starts on the field, which includes cornerback Brandon Facyson (22), linebacker Andrew Motuapuaka (15) and tackle Nigel Williams (10).

## Brothers starting on the same side of the ball in season opener

Also, according to the two-deep, it lists that both Terrell and Tremaine Edmunds will be starting on defense for the Hokies in the season opener against Liberty. Listed at rover is Terrell, who made a total of eight starts last year, while Tremaine, who made two starts in 2015, is penciled in at left-outside linebacker.

Brothers starting on the same side of the ball seems to be a common theme for the Hokies, as the Edmunds will become the third set of brothers to start on the defensive side of the ball in the team's season opener - the pair made a start last year together at Georgia Tech (11/12/15) - in the last six years.

It was just three years ago when Kyle and Kendall Fuller opened the season on opposite sides of the defense - both starting at cornerback - in the season opener against Alabama (8/31/13). Brothers Antoine and Derrick Hopkins both started on the defensive line in the season opener against Appalachian State (9/3/11).

## Ekanem anchors defensive line replacing three starters

It may appear that the Hokies might be a little bare up front on defense, because they have to replace three departed linemen from last year's squad. True, defensive end Ken Ekanem anchors the 2016 Hokies' defensive line as he enters the season with a team-long 26 game start streak. And yes, in half the games last season, he along with Dadi Nicolas, Luther Maddy and Corey Marshall lined up together to form an impressive front four.

However, due to injuries to Marshall last season, defensive tackle Woody Baron made six starts for the Hokies and got significant playing time. He finished with eight tackles for loss and three sacks playing in all 13 games. Also, due to Maddy's injury in 2014, tackle Nigel Williams made 10 starts and was named an honorable mention All-ACC by the ACSMA after registering 9.5 tackles for loss, 4.5 sacks and 10 quarterback hurries. That was the same season Ekanem was a third team All-ACC and led the team with 14.5 tackles for loss, 9.5 sacks and 19 quarterback hurries. Even defensive lineman Vinnie Mihota made one start last year and played in 12 games.

## Clark reaches century mark for tackles in a season

For the first time since the Hokies joined the ACC, a defensive back reached the century mark for total tackles. In 2015, cornerback Chuck Clark recorded 107 total tackles, which was highlighted by his 16 straight game with at least five and his four games a year ago with at least 10 (five for his career). He became the first defensive back to reach 100 since Michael Crawford led the team with 131 during the 2003 season, when the team was in the Big East.

Since then only four men - Vince Hall (3x, 2005-07), Jack Tyler (2x, 2012-13), Xavier Adibi (2007) and Cody Grimm (2009) - had reached 100 and all were linebackers.

Also, since 2004, only Hall registered more than 60 solo tackles in a single season (61,

## 2015 Starters Game By Game

Opponent	DE	DT	DT	DE	ILB	LoLB	WHIP	CB	ROV	FS	CB
Ohio State	Nicolas	Maddy	Stroman (N)	Ekanem	Motuapuaka	Clarke	Vandyke	Fuller	Frye	Clark	Facyson
Furman	Nicolas	Maddy	Marshall	Ekanem	Motuapuaka	Clarke	Vandyke	Fuller	Frye	Clark	Facyson
Purdue	Nicolas	Maddy	Baron	Ekanem	Huelskamp	Clarke	Stroman (N)	Fuller	Alexander	Clark	Facyson
East Carolina	Nicolas	Maddy	Marshall	Ekanem	Huelskamp	Clarke	Stroman (N)	Reynolds	Alexander	Clark	Facyson
Pittsburgh	Nicolas	Maddy	Marshall	Ekanem	Motuapuaka	Clarke	Vandyke	T. Edmunds	Alexander	Clark	Facyson
NC State	Nicolas	Maddy	Baron	Ekanem	Motuapuaka	Clarke	Vandyke	T. Edmunds	Alexander	Clark	Facyson
Miami	Nicolas	Maddy	Baron	Ekanem	Motuapuaka	Clarke	Vandyke	T. Edmunds	Alexander	Clark	Facyson
Duke	Nicolas	Maddy	Baron	Ekanem	Motuapuaka	Clarke	Reynolds (N)	T. Edmunds	Alexander	Clark	Facyson
B. College	Nicolas	Maddy	Baron	Ekanem	Motuapuaka	Clarke	Vandyke	T. Edmunds	Frye	Clark	Shegog
Georgia Tech	Nicolas	Maddy	Baron	Ekanem	Motuapuaka	Shegog	Tr. Edmunds	T. Edmunds	Riley	Clark	Facyson
N. Carolina	Nicolas	Maddy	Marshall	Ekanem	Motuapuaka	Clarke	Shegog	T. Edmunds	Stroman	Clark	Facyson
Virginia	Mihota	Maddy	Marshall	Ekanem	Motuapuaka	Clarke	Shegog	T. Edmunds	Stroman	Clark	Frye
Tulsa	Nicolas	Maddy	Marshall	Ekanem	Motuapuaka	Tr. Edmunds	Shegog	Riley	Alexander	Clark	Stroman



2006) before Clark joined him with 65, which was seventh in the conference. During that 2003 season, four guys, led by Crawford's 73 solo tackles had at least 63.

### Stroman back to defense full time

During the 2014 Military Bowl, defensive back Greg Stroman worked for the first time on the offensive side of the ball, rushing twice for four yards and catching one pass for six. Last season, he was used occasionally on offense and actually started one game - NC State (10/9/15) - as a wide receiver. He rushed seven times last year for 12 yards.

Heading into the 2016 campaign, Stroman is now solely a defensive back and is actually slated to start at right cornerback. He started five times last year in the secondary and picked off two passes, had five breakups and added 24 total tackles.

### Alexander makes his mark in first year with #DBlock

Last year, cornerback Adonis Alexander made a name for himself pretty early in the season and continued to be a force in the secondary. In just his second game, he intercepted his first pass against Furman (9/12) and in his first start a week later, snagged his second. He also sealed the win over NC State by ending Wolfpack quarterback Jacoby Brissett's streak of 241 straight passes without an interception with a pick in the fourth quarter. And at Virginia, he notched INT No. 4 with a third-quarter interception.

He didn't set the record for interceptions by a freshman, and wasn't second either. That's because Kendall Fuller (6) and current teammate Brandon Facyson (5) hold those two spots when they were freshmen in 2013.

### Shegog earns starting role with strong 2015 second half

After playing minimally during the first half of 2015, linebacker Anthony Shegog earned his first start at Boston College (10/31/15) due mostly to his plus coverage skills when facing more spread offenses. He started the last five games of the year and registered 26 of his 29 total tackles in that span including seven in the bowl game versus Tulsa (12/26/15). He is slotted to return to the linebacker role for the start of 2016.

### Motuapuaka touchdowns put him in rare company

With his 34-yard fumble return for a touchdown last year at Boston College (10/31/15), linebacker Andrew Motuapuaka has now scored three TDs in his Tech career, joining a very select company. Only eight other Hokies have scored three or more defensive or special teams TDs (in the last 30 seasons).

- |                             |                       |
|-----------------------------|-----------------------|
| 1. DeAngelo Hall            | 7 (5 PR/1 FR/ 1 INT)  |
| 2. Macho Harris             | 5 (4 INT/1 KOR)       |
| 3. André Davis              | 4 (4 PR)              |
| <b>4. Andrew Motuapuaka</b> | <b>3 (1 INT/2 FR)</b> |
| Xavier Adibi                | 3 (2 INT/1 FR)        |
| Ike Charlton                | 3 (2 INT/1 FR)        |



## LUNCH PAIL D



The famed Virginia Tech Lunch Pail has come to symbolize the blue-collar approach of the Hokies' defense under longtime defensive coordinator Bud Foster.



In 1995, Foster served as co-defensive coordinator with Rod Sharpless, whose mother-in-law found the original Lunch Pail in Mercerville, New Jersey. The pail once belonged to a coal miner and after a record-setting defensive season, the Lunch Pail became an iconic part of Hokies' lore.



The Pail travels wherever the Hokies go and its care is only entrusted to a defensive leader.



Before the start of every season, a signed mission statement from the defense is placed in The Pail. Then every week, unit goals, team goals and keys to success are placed in The Pail, plus the turf from any road victories.



Since 2007, The Pail has also contained the names of the 32 fallen Hokies taken in the April 16 tragedy.



Corey Moore – whose jersey No. 56 is retired by Tech – is the only player who has ever earned lifetime possession of an incarnation of The Pail from Foster.

## LONGEST TENURED FBS ASSISTANTS

ACTIVE and CONTINUOUS

Only nine assistant coaches in the country have been at their schools since 1996, and Virginia Tech has two of them.

1. 1983 Gary Campbell - Oregon RBs
2. 1987 **\*Bud Foster - Virginia Tech Assoc. HC, DC**
3. 1993 Jerry Brown - Northwestern Asst. HC, DBs
  - 1993 Don Pellum - Oregon LBs
5. 1994 Odell Haggins - Florida State Assoc. HC, DTs
  - 1994 Mo Latimore - Kansas State DLs
7. 1996 **Charley Wiles - Virginia Tech DL**
  - 1996 Andy Hill - Missouri Assoc. HC, WRs
  - 1996 Dale Pehrson - Navy DC, DLs

\* - Tech's Foster, who became the Hokies' defensive coordinator in 1995, is also the nation's longest-tenured DC. Ohio State's Luke Fickell is the second-longest, taking over the Buckeyes' DC duties in 2005.

courtesy of CoachingSearch.com's Chris Vannini

## TECH AMONG FBS LEADERS

1996 – PRESENT

Rank	Category	No.
1st	Sacks	749.0
1st	Interceptions	337
1st	INT Return TDs	44
T1st	Third-Down Pct.	31.6
1st	Sack Yards	-5,177
1st	Completion Pct.	50.5
1st	INT Pct.	4.5
1st	TD/INT Ratio	0.75
2nd	Total Defense	303.1 ypg
2nd	Pass Defense	187.8 ypg
2nd	Passer Rating	106.0
4th	Takeaways	552
6th	Rush Defense	115.3 ypg

## THE LUNCH PAIL D

BY THE NUMBERS UNDER FOSTER

- 90-1 when holding foes to 10 points or fewer
- 67 defensive TDs
- 48 different Hokies have scored defensive TDs
- 40 players selected in NFL Draft
- 40 games with three or more INTs
- 30 shutouts
- 9 players drafted in first or second rounds
- 3 players earned Super Bowl rings – LB Cornell Brown, S Pierson Prioleau, S Kam Chancellor
- 3 Pro Bowlers – S Kam Chancellor, CB Brandon Flowers, CB DeAngelo Hall

## CAREER/ACTIVE STARTS CHART

	2015	Streak	Career
D'Antuono, E. (LS)	11	-	37
Hughes, A.J. (P)	13	52	52
Slye, J. (PK/KO)	13	26	26
Taylor, C. (LS)	2	2	2

### STARTED EVERY GAME IN 2015

Two Hokies: Hughes, Slye.

### LONGEST ACTIVE STREAKS

Hughes 26

## SPECIAL TEAM SCORES

THE LAST 30 SEASONS

- 55 Total TDs scored by special teams
  - 20 punt returns
    - last Greg Stroman (67 yds)
    - vs. Tulsa (12/16/15)
  - 20 blocked punts
    - last Anthony Shegog (19 yds)
    - at Purdue (9/19/15)
  - 9 kickoff returns
    - last Demetri Knowles (93 yds)
    - at North Carolina (10/6/12)
  - 4 blocked field goals
    - last D.J. Parker (78 yds)
    - vs. Georgia Tech (9/24/05)
  - 1 fumble recovery
    - last Tee Butler (in End Zone)
    - vs. Syracuse (10/16/99)
  - 1 fumble return
    - last Andrew Motuapuaka (on KO)
    - vs. Western Michigan (9/27/14)
- 10 Total safeties resulted on special teams
  - last vs. Western Michigan (9/27/14)

## BLOCK PARTY

Over the past 30 seasons, Tech special teams have blocked 67 punts, 41 field goal attempts and 28 point-after attempts for a total of 136 in 361 games - approx. 1 every 2.7 games.

### 2015 Starters Game By Game

Opponent	LS	K	P
Ohio State	D'Antuono	Slye	Hughes
Furman	D'Antuono	Slye	Hughes
Purdue	D'Antuono	Slye	Hughes
East Carolina	D'Antuono	Slye	Hughes
Pittsburgh	D'Antuono	Slye	Hughes
NC State	D'Antuono	Slye	Hughes
Miami	D'Antuono	Slye	Hughes
Duke	D'Antuono	Slye	Hughes
B. College	D'Antuono	Slye	Hughes
Georgia Tech	D'Antuono	Slye	Hughes
N. Carolina	D'Antuono	Slye	Hughes
Virginia	Taylor	Slye	Hughes
Tulsa	Taylor	Slye	Hughes

# SPECIAL TEAMS

### Beamer's retired No. 25 makes a return to the field

Head coach Justin Fuente and the Hokies will pay homage to Frank Beamer and Virginia Tech's legacy of excellence on special teams this season by selecting a special teams player of the week who will wear No. 25. With Coach Beamer's blessing, his retired No. 25 will be worn by a player who exemplifies the role special teams played Virginia Tech's rise to national prominence.

### Slye ties school record for field goals, moving up all-time lists

Last season, Tech kicker Joey Slye was 23 of 30 on field goal attempts, and in his career is 43 of 58. His 23 makes in 2015 tied the school record set by Dustin Keys in 2008. The junior is more than halfway to Graham's school record of 68 makes, and is currently fifth.

On the all-time scoring list at the school, Slye is 10th with 203 points and eighth among kickers, with Don Wade (1981-84) next on that list with 224 points. He led Tech with 110 points last year and was the first Hokie since Chris Hazley (2010, 116 points) to reach the century mark in a single season.

#### Tech Career FG Leaders

Name	Years	FGs
1. Shayne Graham	1996-99	68
2. Brandon Pace	2003-06	58
3. Chris Kinzer	1985-88	47
4. Cody Journell	2010-13	44
5. Joey Slye	2014-	43

#### Tech Career Scoring Leaders

Name, pos.	Years	Pts
1. Shayne Graham, pk	1996-99	68
....		
8. Don Wade, pk	1981-84	224
9. Kevin Jones, tb	2001-03	210
10. Joey Slye, pk	2014-	203

### Slye almost automatic inside 40 yards

In his career, Joey Slye is 26 of 29 (89.7 percent) from inside 40 yards and has made nine straight dating back to his only miss from that distance last year - a 37-yard attempt at East Carolina (9/26/15). Ironically, his only other misses from inside 40 were two blocked kicks during his freshman year.

Of note, Slye's career long is 49 yards, and so has never made a kick over 50 (missed all seven attempts). So, inside of 50 yards, Slye is 43 of 51 (84.3 percent) from inside 50.

### Ludwig with a big foot to fill

Punter Mitchell Ludwig has been penciled in to be the starting punter for the Hokies for the season opener against Liberty. Ludwig, who has not punted in a game, follows in the footsteps of one of the all-time best punters in school and ACC history in A.J. Hughes. Since Hughes stepped on campus, he was the starting punter for Tech and set a school record and finished second in the ACC in number of punts (310) and yards punting (12,962).

The last player to punt a ball before Hughes was Hunter Windmuller, who attempted one punt that went 49 yards during the 2013 season versus Western Carolina (9/7/13). Before that, in 2011, the team used three punters, none of whom attempted more than 25 and the leader, in terms of average, was wide receiver Danny Coale at 43.5 ypp on 13 punts.

### Stroman set to climb charts for punt returners

In just two seasons with the Hokies, Greg Stroman is already seventh all-time in the school's record book for career punt returns with 67 and his 490 return yards rank him 13th. Slated to be the primary punt returner this season, and if he hits his season average of 33 returns and approximately 250 yards in returns, that would give him 100 returns and almost 750 yards. In Tech's history, only two men have ever returned more than 100 punts, John Ludlow (136, 1979-82) and Eddie Royal (111, 2004-07), while Royal is the only man to go over 900 yards in punt returns.

### Greene among the best at the school in kick return average

Safety Der'Woun Greene returned 16 kickoffs last season for 438 yards and a 27.4 average, including a team-season long 82 yarder at Purdue. He still has this season left and is scheduled to be one of the team's primary kick returners this season. In the school's record books, he is still about 300 return yards shy of cracking the top 10 list, but among returners with at least 33 career returns, the Portsmouth, Virginia product's career 27.5 average (20 ret., 550 yards) is the best.

Currently, that record is held by Dyrell Roberts (2008-12) who had a 25.9 average (61 ret., 1,577 yards) and only he and Mike Imoh (2002-05), who had a 25.4 average (34 ret., 864 yards) finished a career with better than a 25.0 return average.



## HOKIE TRENDS

2015 SINCE '87

August .....	0-0 .....	5-3
September .....	2-2 .....	82-31-1
October .....	2-3 .....	69-37-1
November .....	2-1 .....	67-34
December/January .....	1-0 .....	15-16

### VT's Conference (Big East/ACC) Record

At home .....	1-3 .....	64-24
On the road .....	3-1 .....	61-29
Neutral .....	0-0 .....	1-0

### VT's Non-Conference Record

At home .....	1-1 .....	71-19-1
On the road .....	1-1 .....	26-29-1
Neutral .....	1-0 .....	14-20

### VT vs. Ranked Opponents (AP)

At home .....	0-3 .....	20-18-1
On the road .....	0-0 .....	17-21
Neutral .....	0-0 .....	8-14

### VT's Record in Games ...

Decided by 4-7 pts. ....	0-2 .....	27-29
Decided by 3 or less pts. ....	3-2 .....	24-29-2
Home during the day .....	1-3 .....	108-32-1
Away during the day .....	3-2 .....	58-40
Home at night .....	1-1 .....	28-11
Away at night .....	1-0 .....	29-18-1

### VT's Record When Scoring ...

Less than 20 points .....	0-1 .....	29-62-2
20-24 points .....	2-2 .....	32-35
25+ points .....	5-3 .....	177-24

### VT's Record When Allowing ...

Less than 14 points .....	3-0 .....	129-6-1
14-24 points .....	3-1 .....	91-31-1
25+ points .....	1-5 .....	18-84

### VT's Record When ...

Leading after the 1st qtr .....	4-0 .....	149-37
Trailing after the 1st qtr .....	2-4 .....	42-56-2
Leading at halftime .....	5-1 .....	188-31
Trailing at halftime .....	0-5 .....	35-81
Leading after the 3rd qtr .....	5-0 .....	210-22-1
Trailing after the 3rd qtr .....	2-5 .....	18-93
Tied heading into the 4th qtr .....	0-1 .....	10-6-1
Playing an OT game .....	0-2 .....	6-6
Scoring first .....	4-1 .....	162-42-1
Opponent scores first .....	3-5 .....	76-79-1
Outrushing opponent .....	6-2 .....	207-44-2
Being outrushed .....	1-4 .....	30-77
Rushing total is even .....	0-0 .....	1-0
Blocking a kick .....	1-1 .....	77-36
Scoring a def/ST TD .....	4-0 .....	91-24

### VT's Record With ...

Less than 300 yards total offense .....	1-1 .....	37-54-1
300-399 yards total offense .....	3-2 .....	96-40-1
400-499 yards total offense .....	1-3 .....	79-21
500-599 yards total offense .....	2-0 .....	20-6
600+ yards total offense .....	0-0 .....	6-0
Less than 100 yards rushing .....	2-1 .....	19-48
100-199 yards rushing .....	1-5 .....	87-55-2
200-249 yards rushing .....	2-0 .....	65-11
250+ yards rushing .....	2-0 .....	68-7
Less than 100 yards passing .....	0-1 .....	30-17
100-199 yards passing .....	3-1 .....	112-60-1
200-299 yards passing .....	3-4 .....	81-35-1
300-399 yards passing .....	1-0 .....	14-8
400+ yards passing .....	0-0 .....	0-1

### VT's Record Allowing ...

Less than 200 yards total offense .....	0-0 .....	46-3
200-299 yards total offense .....	5-1 .....	101-20-1
300-399 yards total offense .....	0-1 .....	68-48-1
400-499 yards total offense .....	1-3 .....	19-33
500-599 yards total offense .....	1-1 .....	3-14
600+ yards total offense .....	0-0 .....	1-3
Less than 100 yards rushing .....	1-1 .....	128-28
100-199 yards rushing .....	5-3 .....	92-53-2
200-249 yards rushing .....	1-1 .....	13-17
250+ yards rushing .....	0-1 .....	5-23
Less than 100 yards passing .....	1-0 .....	34-12
100-199 yards passing .....	5-1 .....	118-43-1
200-299 yards passing .....	0-5 .....	62-41-1
300-399 yards passing .....	1-0 .....	21-20
400+ yards passing .....	0-0 .....	3-5

## FOOTBALL HISTORY

### All-Time Tech Record (1892-present; 123 seasons)

**Overall** ..... 719-457-46

**Conference** ..... 233-165-21

**In Blacksburg** ..... 370-111-13

Behind Lane Hall (1892)..... 1-0-0

Sheib Field (1894-1901)..... 13-1-0

Gibboney Field (1902-08) ..... 19-2-0

Miles Field (1909-25)..... 60-3-3

Miles Stadium (1926-64) ..... 67-25-4

Lane Stadium (1965-; 52nd season) .. 210-80-6

On the road..... 197-216-14

Neutral sites..... 151-130-19

Televised games ..... 199-98

Overtime games..... 6-6

When ranked ..... 153-52-1

Opponent ranked..... 51-86-1

Both teams ranked..... 33-25

VT ranked higher..... 131-41-1

Opponent ranked highed..... 40-72-1

	Tech	Opponent
Total points scored (Ave.)	24,941 (20)	17,425 (14)
Most Points Scored	99 (1919)	77 (1973)
Fewest Points Scored	0 (1995)	0 (2012)
Shutouts By (last)	246 (2012)	144 (1995)
Largest Margin of Victory	99 (1919)	71 (1973)
Smallest Margin of Victory	1 (2014)	1 (2004)

## LARGEST COMEBACKS

THE LAST 30 SEASONS

### Biggest Second-Half Comeback Victories:

15 points ..... Virginia (1995)  
trailed 29-14 after 3rd ..... won 36-29

14 points ..... North Carolina (2008)  
trailed 17-3 in 3rd ..... won 20-17

11 points ..... Louisville (2004)  
trailed 24-13 in 4th ..... won 35-24

### Biggest Total Comeback Victory:

20 points ..... Duke (2012)  
trailed 20-0 in 1st ..... won 41-20

## TECH IN OVERTIME (6-6)

Date	Opponent	Tech	Opp	Result	In
9/19/98	at Miami	27	20	W	OT
11/9/02	at Syracuse	42	50	L	3OT
11/15/03	at Temple	24	23	W	OT
1/3/12	vs. Michigan	20	23	L	OT
9/3/12	Georgia Tech	20	17	W	OT
11/17/12	at Boston College	30	23	W	OT
12/28/12	vs. Rutgers	13	10	W	OT
9/21/13	Marshall	29	21	W	3OT
11/16/13	Maryland	24	27	L	OT
11/22/14	at Wake Forest	3	6	L	2OT
10/24/15	Duke	43	45	L	4OT
11/21/15	North Carolina	27	30	L	OT

# 2016 PRESEASON HONORS LIST

## **S Chuck Clark**

*Bednarik Award Preseason Watch List  
ACC Preseason Third Team Defense, Athlon Sports  
Reese's Senior Bowl Watch List*

## **DE Ken Ekanem**

*Nagurski Trophy Preseason Watch List  
ACC Preseason Second Team Defense, Athlon Sports  
Reese's Senior Bowl Watch List*

## **CB Brandon Facyson**

*ACC Preseason Fourth Team Defense, Athlon Sports*

## **C Eric Gallo**

*Rimington Trophy Preseason Watch List*

## **WR Isaiah Ford**

*Herbie Nominee: Best Kept Secret  
All-ACC Preseason Football Team  
Biletnikoff Award Preseason Watch List  
Maxwell Award Preseason Watch List  
Preseason All-America Second Team, Athlon Sports  
ACC Preseason First Team Offense, Athlon Sports*

## **TE Bucky Hodges**

*Mackey Award Preseason Watch List  
ACC Preseason Second Team Offense, Athlon Sports*

## **OL Jonathan McLaughlin**

*ACC Preseason Fourth Team Offense, Athlon Sports*

## **RB Travon McMillian**

*Maxwell Award Preseason Watch List  
ACC Preseason Third Team Offense, Athlon Sports*

## **FB Sam Rogers**

*Herbie Nominee: Unsung Hero  
Preseason FBS Second Team All-American, Football Gameplan  
Wuerffel Trophy Preseason Watch List  
Reese's Senior Bowl Watch List*

## **K Joey Slye**

*Groza Award Preseason Watch List*

## **OL Wyatt Teller**

*Outland Trophy Preseason Watch List  
ACC Preseason Third Team Offense, Athlon Sports*

## TAKING OVER A WINNING PROGRAM

Virginia Tech head coach Justin Fuente will become the seventh head coach in FBS history to take over a program with at least 23 consecutive winning seasons. Below are brief snippets on the other six men.

- 36** Nebraska's Frank Solich inherited a program with 36 consecutive winning seasons, 29 straight with at least nine victories. Solich's teams went 58-19 in six years, including 33-5 in Years 2-4 and won the 1999 Big 12 championship.
- 33\*** Florida State's Jimbo Fisher joined the Seminoles in 2007 as Bobby Bowden's designated successor. He spent three years in that role and has since steered the Seminoles to a 68-14 record, three ACC titles and the 2013 national championship.
- 25** Alabama was on a 25-year run when Ray Perkins succeeded Bear Bryant following the 1982 season. His Crimson Tide teams went 32-15-1 in four years, including 5-6 in Year 2. He left to become the Tampa Bay Buccaneers' head coach.
- 23** Gary Gibbs was a defensive coordinator at Oklahoma before being promoted to head coach replacing Barry Switzer prior to the 1989 season. Like Virginia Tech today, the Sooners boasted 23 consecutive winning years -- Jim MacKenzie, Chuck Fairbanks and Switzer were the big whistles -- a streak Gibbs extended to 28.
- 23** Built by Bo Schembechler, Gary Moeller and Lloyd Carr, Michigan's run of 23 winning seasons in a row ended abruptly in 2008 with a 3-9 finish in Rich Rodriguez's debut. He departed Ann Arbor with a 15-22 record in three years, 6-18 in the Big Ten.
- 23** Galen Hall, Ron Zook, Steve Spurrier and Urban Meyer had guided Florida to a combined 23 straight winning seasons when Will Muschamp took over in 2011 and lasted four seasons.

\* Due to NCAA sanctions, the 2006 and 2007 seasons resulted in vacated wins, but were winning seasons before the penalties.

## JUST VIRGINIA TECH, PLEASE

While the full name of the school is Virginia Polytechnic Institute and State University, the school is commonly referred to as "Virginia Tech."

Founded in 1872, as Virginia Agricultural and Mechanical College, the university changed its name to Virginia Polytechnic Institute in 1896.

Fans of the athletic department, as well as media covering the Hokies, shortened the name to VPI, but it eventually became Virginia Tech.

The "State University" was added in 1970 to bring the official title to what it is today.

Those covering Hokie athletics are asked to refer to the university as simply "Virginia Tech."

**Virginia Tech University, VPI and SU, VPI&SU, VT or VA Tech are not recognized names and should not be used.**

## WHAT'S A HOKIE?

That's the most frequently asked question regarding Virginia Tech athletics. The answer leads back to 1896 when Virginia Agricultural and Mechanical College changed its name to Virginia Polytechnic Institute. With the change came the necessity for writing a new cheer and a contest for such a purpose was held by the student body. Senior O.M. Stull won first prize for his "Old Hokie" yell which still is used today.

Later, when asked if "Hokie" had any special meaning, Stull explained the words he used had no hidden or symbolic meaning, but had been thought up in an effort to get attention. Hokie soon became a nickname for all Tech teams and for those people loyal to Tech athletics. Following is the "Old Hokie" yell in its original form:

**Hoki, Hoki, Hoki Hy!  
Tech! Tech! V.P.I.!  
Sola-Rex Sola-Rah  
Polytech-Vir-gin-i-a!!  
Rae, Ri, V.P.I.**




# HOKIES ON CURRENT NFL ROSTERS - 20

(as of August 25, 2016)

WR	Jarrett Boykin	Buffalo
T	Duane Brown	Houston
S	Kam Chancellor	Seattle
S	Antone Exum, Jr.	Minnesota
CB	Brandon Flowers	San Diego
CB	Kendall Fuller	Washington
WR	Corey Fuller	Detroit
CB	Kyle Fuller	Chicago
T	Laurence Gibson	Atlanta
K	Shayne Graham	Atlanta
CB	DeAngelo Hall	Washington
OT	Wade Hansen	Pittsburgh
S	Kyshoen Jarrett	Washington
TE	Ryan Malleck	N.Y. Giants
LB	Dadi Nicolas	Kansas City
G	Vinston Painter	Miami
WR	Eddie Royal	Chicago
DE	Darryl Tapp	New Orleans
QB	Tyrod Taylor	Buffalo
QB	Logan Thomas	N.Y. Giants



COREY FULLER, EDDIE ROYAL AND DARRYL TAPP



## TWO-TIME NFL COACH OF THE YEAR

Bruce Arians took a long and winding path before finally becoming an NFL head coach. This former Tech quarterback has a penchant for getting the best out of passers at the pro level with his notable pupils including Super Bowl champions Peyton Manning and Ben Roethlisberger, as well as the likes of Carson Palmer and Andrew Luck.

### BRUCE ARIANS

**Quarterback – Virginia Tech (1972-74)**

**Head Coach – Arizona Cardinals (2013-present)**

- Associated Press NFL Coach of the Year – Indianapolis Colts (2012)
- Associated Press NFL Coach of the Year – Arizona Cardinals (2014)



Bruce Arians pictured (left) as a Virginia Tech quarterback, and most recently as head coach of the Arizona Cardinals, proudly sporting his Hokies' swag.



## OTHER HOKIES IN NFL ROLES

<b>Malcolm Blacken</b>	Washington	Director of Player Development
<b>Eugene Chung</b>	Philadelphia	Assistant O-Line/Tight Ends/Run Game
<b>Keith Gray</b>	Philadelphia	Assistant Strength & Conditioning
<b>Anthony Midget</b>	Houston	Assistant Secondary
<b>Chris Peduzzi</b>	Philadelphia	Head Athletic Trainer
<b>Nick Rapone</b>	Arizona	Defensive Backs
<b>Nick Sorensen</b>	Seattle	Asst. Special Teams/Asst. DBs
<b>Todd Washington</b>	Baltimore	Assistant Offensive Line

EUGENE CHUNG



# LANE STADIUM

## A TRUE HOMEFIELD ADVANTAGE



### NO. 1

#### Best Homefield Advantage in College Football (Rivals.com)

Lane Stadium doesn't blow people away by the brute strength of a massive stadium, but with knowledgeable fans that always reach a frenzied pitch at the right time, the Hokies make the most of their numbers.

Every good stadium has at least one end designed for deafening noise levels, and the enclosed South End Zone at Lane Stadium fits the bill perfectly. Holding more than 11,000 screaming Virginia Tech fans, the section amplifies noise and renders audibles useless. That's not to mention the isolation factor. With the nearest major airport nearly 45 minutes away, opponents' fans are never out in force at Lane Stadium.

### NO. 2

#### Best College Football Town in America (USA Today Survey)

### NO. 2

#### Scariest Venue for Opposing Teams (ESPN the Magazine)

The two loudest places I've ever seen a game are Lane Stadium and the Orange Bowl, but the Hokies' home crowd is a lot more consistent. The whole place rocks when they crank up "Enter Sandman." I remember watching a decent BC team go there on a Thursday night and completely melt down.

### NO. 6

#### College Football Stadium & Tailgate Fans Should Visit Before They Die (Bleacher Report)

### NO. 7

#### Loudest College Football Stadium (Bleacher Report)

## LANE STADIUM FAST FACTS

Capacity .....	66,233
Seasons.....	52nd in 2016
Inaugural Season.....	1965
Construction Began.....	April 1964
New Press Box/West Side Completed.....	2006
South End Zone Expansion Completed.....	2002
Longest Tech Win Streak .....	16 games
.....(9/4/99 – 10/13/01)	
Elevation Above Sea Level.....	2,057 feet

## LANE STADIUM - HOME OF THE HOKIES

Rising high into the mountainous sky of the New River Valley, Virginia Tech's Lane Stadium enters its 51st year of football competition in 2015. The Tech football team has enjoyed over two decades of success, going to 23 straight bowl games and winning 10 or more games eight straight seasons from 2004-11. A big part of that success is the home-field advantage the Hokies enjoy at Lane Stadium/Worsham Field.

Sitting at roughly 2,057 feet above sea level, the stadium is the second-highest among all FBS schools in the eastern United States, trailing only Appalachian State (3,300). Completed in 1965, Lane Stadium/Worsham Field has gone through numerous changes, renovations and additions. But through it all, it has always been regarded as one of the finest places to watch – and toughest places for opponents to play – a college football game.

## THE HOKIE STONE

Before each home football game, Virginia Tech football players and coaching staff enter Lane Stadium through a tunnel. On the stadium-side entrance to Worsham Field, they pass beneath a Hokie Stone, which they touch for good luck and is flanked by these words: "For those who have passed. For those to come ... Reach for Excellence."

## ENTER SANDMAN

The history behind Virginia Tech's use of Metallica's "Enter Sandman" started during the 2000 season. That summer Tech added a new scoreboard to Lane Stadium and the athletics marketing team decided to use the scoreboard for an entrance video. The group considered "Welcome to the Jungle" by Guns N' Roses and "Sirius" by the Alan Parsons Project before settling on "Enter Sandman." It has been the entrance song for the Hokies ever since.

## MILESTONE GAMES

	DATE	OPPONENT	RESULT
Inaugural Game & Win	10/2/65	William & Mary	W 9-7
First Televised Game	10/29/66	Florida State	W 23-21
First Night Game	11/25/82	Virginia	W 21-14
First Win Under Beamer	10/3/87	Navy	W 31-11
First ESPN Game	11/24/90	Virginia	W 38-13
Worsham Field Dedicated	9/5/92	James Madison	W 49-10
First BIG EAST Game	9/26/92	West Virginia	L 16-7
First BIG EAST Win	10/16/93	Temple	W 55-7
100th Win	9/22/94	West Virginia	W 34-6
First Thursday Night Game	9/22/94	West Virginia	W 34-6
Program's 1,000th Game	9/4/99	James Madison	W 47-0
First College Gameday Appearance	10/16/99	Syracuse	W 62-0
First ACC Game & Win	9/18/04	Duke	W 41-17
200th Win	10/13/12	Duke	W 41-20
Beamer's Final Home Win	10/9/15	N.C. State	W 28-13
Beamer's Final Home Game	11/21/15	North Carolina	L 30-27 OT



# VIRGINIA TECH INDOOR PRACTICE FACILITY



**2** 737 jets can fit inside the building (nose to tail)



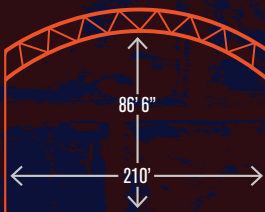
**26,500** Square feet of glass and translucent panels, which is just over half an acre



**11,213** Square feet of Hokie Stone on the facade

**1,200** Tons of specially engineered steel were utilized

Over 86 feet from the field to the bottom of the truss — a must for the kicking game!



**86 feet 6 inches**

The Statue of Liberty could easily fit inside the facility



**60,000**

Square feet of precast concrete panels with the majority of weighing over

**18** TONS



**7,905,108**

Cubic feet of space, enough room to fill

**89** OLYMPIC POOLS

**8**

UT PROSIM

Porticoes feature the same values as the eight pylons of Virginia Tech's War Memorial: Brotherhood, Honor, Leadership, Sacrifice, Service, Loyalty, Duty and Ut Prosim



# 2016 VIRGINIA TECH FOOTBALL NUMERICAL

#	NAME	POS	#	NAME	VL	POS	HT	WT	YR	HOMETOWN	HS/LAST SCHOOL
36	Adonis Alexander	CB	1	Isaiah Ford	2	WR	6'2"	195	Jr.	Jacksonville, Fla.	Trinity Christian
17	Jahque Alleyne	FS	2	Tyree Rodgers	-	DB	6'1"	173	Fr.	Camden, N.J.	Camden Catholic
63	Daniel Bailey	OL	3	Greg Stroman	2	DE	6'0"	180	Jr.	Bristow, Va.	Stonewall Jackson
35	Erikk Banks	CB	4	Ken Ekanem	3	DB	6'3"	260	r-Sr.	Centreville, Va.	Centreville
60	Woody Baron	DT	4	Jerod Evans	-	QB	6'3"	238	Jr.	Dallas, Texas	Mansfield
14	Tavante Beckett	LB	5	Cam Phillips	2	WR	6'0"	199	Jr.	Laurel, Md.	DeMatha
40	Emmanuel Belmar	LB	6	Mook Reynolds	1	FS	6'0"	183	So.	Greensboro, N.C.	Northern Guilford
27	Dominic Benson	-	7	Bucky Hodges	2	TE	6'7"	245	r-Jr.	Virginia Beach, Va.	Salem
42	Elisha Boyd	CB	8	Phil Patterson	-	WR	6'2"	180	Fr.	Virginia Beach, Va.	Bayside
15	Jaylen Bradshaw	WR	8	Nigel Williams	3	DT	6'2"	297	r-Sr.	Richmond, Va.	Benedictine
82	Xavier Burke	TE	9	Khalil Ladler	-	CB	5'11"	183	Fr.	Stone Mountain, Ga.	IMG Academy
89	Wright Bynum	LS	9	Brenden Motley	2	QB	6'4"	230	r-Sr.	Christiansburg, Va.	Christiansburg
59	Joe Callas	LS	11	Jack Click	-	QB	6'3"	218	r-Fr.	Glen Allen, Va.	Deep Run
52	Austin Cannon	OL	11	Houshun Gaines	-	DE	6'3"	248	r-Fr.	Rocky Mount, N.C.	Nash Central
36	Alden Carpenter	WR	12	Henri Murphy	-	WR	5'10"	175	So.	Pine Bluff, Ark.	Dollarway
86	C.J. Carroll	WR	13	Chris Durkin	-	TE	6'4"	223	r-So.	Poland, Ohio	Ursuline
30	Eron Carter	LB	14	Tavante Beckett	-	LB	5'10"	214	Fr.	Chesapeake, Va.	Indian River
65	Matt Christ	OL	15	Jaylen Bradshaw	-	WR	6'1"	202	r-So.	Chesapeake, Va.	Oscar Smith
61	Kyle Chung	OL	16	Coleman Fox	-	RB	5'11"	193	r-Fr.	Salem, Va.	Salem
19	Chuck Clark	DB	17	Jahque Alleyne	1	FS	6'1"	177	So.	Virginia Beach, Va.	Ocean Lakes
11	Jack Click	QB	17	Josh Jackson	-	QB	6'1"	211	Fr.	Ann Arbor, Mich.	Saline
72	Augie Conte	OL	18	Chase Mummau	-	QB	6'2"	183	Fr.	Mechanicsville, Va.	Lee-Davis
85	Chris Cunningham	TE	19	Chuck Clark	3	DB	6'0"	205	Sr.	Suffolk, Va.	King's Fork
39	Sean Daniel	WR	20	Deon Newsome	2	S	5'11"	193	r-Jr.	Hampton, Va.	Hampton
88	Divine Deablo	WR	21	Reggie Floyd	-	DB	6'0"	205	Fr.	Manassas, Va.	Stonewall Jackson
52	Clay Dean	DL	22	Terrell Edmunds	1	ROV	6'2"	210	r-So.	Danville, Va.	Dan River
81	Samuel Denmark	WR	23	Der'Woun Greene	2	FS	5'10"	196	r-Sr.	Portsmouth, Va.	Woodrow Wilson
43	Seth Dooley	DE	24	Anthony Shegog	2	LB	6'2"	213	r-Jr.	Stafford, Va.	North Stafford
13	Chris Durkin	TE	26	Jovonn Quillen	-	DB	6'0"	176	Fr.	Hampton, Va.	Hampton
22	Terrell Edmunds	ROV	27	Dominic Benson	-	WR	6'2"	183	Fr.	Woodbridge, Va.	Woodbridge
49	Tremaine Edmunds	LB	27	Shawn Payne	-	CB	6'3"	192	So.	Chesterfield, Va.	L.C. Bird
4	Ken Ekanem	DE	28	Shai McKenzie	1	RB	5'11"	215	r-So.	Washington, Pa.	Washington
4	Jerod Evans	QB	29	Tyler Fitzgerald	-	WR	5'8"	178	r-So.	Midlothian, Va.	Cosby
31	Brandon Facyson	CB	29	DuWayne Johnson	-	CB	6'1"	185	r-Fr.	Washington, D.C.	H.D. Woodson
29	Tyler Fitzgerald	WR	30	Eron Carter	-	LB	6'1"	231	Fr.	Palatka	Palatka, Fla.
21	Reggie Floyd	DB	30	Jordan Jefferson	-	WR	5'8"	170	Fr.	Goochland, Va.	Goochland
1	Isaiah Ford	WR	31	Brandon Facyson	2	CB	6'2"	197	r-Jr.	Newnan, Ga.	Northgate
16	Coleman Fox	RB	32	Steven Peoples	1	FB	5'9"	218	So.	Galax, Va.	Galax
47	Darius Fullwood	DE	33	Deshawn McClearse	-	RB	5'9"	180	r-Fr.	Chesapeake, Va.	Oscar Smith
11	Houshun Gaines	DE	34	Travon McMillian	1	RB	6'0"	205	r-So.	Woodbridge, Va.	C.D. Hylton
37	Johnathan Galante	LB	35	Erikk Banks	-	CB	5'10"	185	r-Jr.	Coeburn, Va.	Eastside
64	Eric Gallo	OL	35	Michael Santamaria	-	K	5'9"	174	r-So.	Athens, Ga.	Athens Academy
23	Der'Woun Greene	FS	36	Adonis Alexander	1	CB	6'3"	193	So.	Charlotte, N.C.	Independence
48	Daniel Griffith	LB	37	Johnathan Galante	1	LB	5'9"	208	Sr.	Blacksburg, Va.	Christiansburg
80	Casey Harman	TE	38	Alden Carpenter	-	ROV	6'0"	189	r-Jr.	Leesburg, Va.	Tuscarora
41	Kevin Henry	CB	39	Sean Daniel	-	WR	5'9"	183	Fr.	Chesapeake, Va.	Oscar Smith
55	Jarrold Hewitt	DL	39	Tyrone Thornton	-	DB	5'9"	193	r-Fr.	Boston, Mass.	Newton South
94	Trevon Hill	DE	40	Emmanuel Belmar	-	LB	6'2"	228	Fr.	Suwanee, Ga.	Collins Hill
7	Bucky Hodges	TE	41	Kevin Henry	-	WR	5'10"	165	Fr.	Greensboro, N.C.	Jireh Prep
76	Jarrett Hopple	OL	41	Trey Skeens	-	FB	5'11"	216	r-Fr.	Wytheville, Va.	George Wythe
75	Zachariah Hoyt	OL	42	Elisha Boyd	-	CB	6'2"	185	r-So.	Newport News, Va.	Heritage
44	Tre Hubbard	LB	42	Marshawn Williams	1	RB	6'0"	227	r-So.	Hampton, Va.	Phoebus
56	Sean Huelskamp	LB	43	Seth Dooley	2	DE	6'5"	252	r-Jr.	Salem, Va.	Glenvar
12	Josh Jackson	QB	44	Tre Hubbard	-	LB	5'11"	233	Fr.	Virginia Beach, Va.	Ocean Lakes
56	T.J. Jackson	OL	45	Sam Rogers	3	FB	5'11"	230	Sr.	Mechanicsville, Va.	Hanover
30	Jordan Jefferson	WR	46	Joey Slye	2	K	5'11"	210	Jr.	Stafford, Va.	North Stafford
93	Brian Johnson	P	47	Darius Fullwood	-	DE	6'3"	252	r-Fr.	College Park, Md.	Our Lady of Good Counsel
29	DuWayne Johnson	CB	48	Daniel Griffith	-	LB	6'0"	216	Fr.	Suffolk, Va.	Nansemond-Suffolk Academy
50	Patrick Kearns	OL	48	D.J. Reid	-	RB	6'1"	235	r-So.	Chester, Va.	Thomas Dale
68	Connor Kish	OL	49	Tremaine Edmunds	1	LB	6'5"	236	So.	Danville, Va.	Dan River
70	Kevin Kish	OL	50	Patrick Kearns	-	OL	6'5"	288	Fr.	Adairsville, Ga.	Darlington School
61	Joe Koshuta	LB	50	Jamieon Moss	2	LB	6'1"	229	r-Jr.	Elizabeth City, N.C.	Northeastern
83	Eric Kumah	WR	52	Austin Cannon	-	OL	6'2"	302	Fr.	Mechanicsville, Va.	Atlee
9	Khalil Ladler	CB	52	Clay Dean	-	DL	6'2"	260	Fr.	Purcellville, Va.	Woodgrove
90	Mitchell Ludwig	P	53	Trent Young	1	LB	5'10"	214	r-So.	Richmond, Va.	Douglas Freeman
33	Deshawn McClearse	RB	54	Chaska Moon	-	LS	5'10"	227	r-Fr.	Wake Forest, N.C.	Wake Forest
28	Shai McKenzie	RB	54	Andrew Motuapuaka	2	LB	6'0"	233	r-Jr.	Virginia Beach, Va.	Salem
71	Jonathan McLaughlin	OL	55	Jarrold Hewitt	-	DL	6'1"	299	Fr.	Venice, Fla.	Venice
34	Travon McMillian	RB	56	Sean Huelskamp	2	LB	6'1"	222	r-Jr.	Centreville, Va.	Chantilly
99	Vinny Mihota	DL	56	T.J. Jackson	-	OL	6'6"	324	Fr.	Cumberland, Va.	Cumberland County

#	NAME	POS
66	Billy Ray Mitchell	OL
54	Chaska Moon	LS
77	Demetri Moore	OL
50	Jamieon Moss	LB
9	Brenden Motley	QB
54	Andrew Motuapuaka	LB
18	Chase Mummau	QB
12	Henri Murphy	WR
20	Deon Newsome	S
69	Yosuah Nijman	OL
67	Parker Osterloh	OL
8	Phil Patterson	WR
27	Shawn Payne	CB
32	Steven Peoples	FB
58	Colt Pettit	OL
74	Braxton Pfaff	OL
5	Cam Phillips	WR
62	D'Andre Plantin	OL
26	Jovonn Quillen	DB
48	D.J. Reid	RB
92	Matt Reinhart	LB
6	Mook Reynolds	FS
2	Tyree Rodgers	DB
90	Dalton Roe	DT
45	Sam Rogers	FB
35	Michael Santamaria	K
97	Tim Settle	DT
24	Anthony Shegog	LB
41	Trey Skeens	FB
46	Joey Slye	K
79	Tyrell Smith	OL
91	Steve Sobczak	DT
3	Greg Stroman	DB
87	Colton Taylor	LS
96	Jimmie Taylor	DE
57	Wyatt Teller	OL
39	Tyrone Thornton	DB
58	Zack Treser	LB
98	Ricky Walker	DT
42	Marshawn Williams	RB
8	Nigel Williams	DT
89	Devin Wilson	WR
53	Trent Young	LB

#	NAME	VL	POS	HT	WT	YR	HOMETOWN	HS/LAST SCHOOL
57	Wyatt Teller	2	OL	6' 5"	308	r-Jr.	Bealeton, Va.	Liberty
58	Colt Pettit	-	OL	6' 3"	298	r-So.	Deshler, Ohio	Patrick Henry
58	Zack Treser	-	LB	6' 5"	225	r-Fr.	Blacksburg, Va.	Blacksburg
59	Joe Callas	-	LS	5' 11"	200	r-Fr.	Chantilly, Va.	Westfield
60	Woody Baron	3	DT	6' 2"	280	Sr.	Nashville, Tenn.	Brentwood Academy
61	Kyle Chung	-	OL	6' 3"	290	r-Jr.	Ponte Vedra Beach, Fla.	Ponte Vedra
61	Joe Koshuta	-	LB	6' 1"	255	r-Fr.	Vienna, Va.	Madison
62	D'Andre Plantin	-	OL	6' 5"	295	r-Fr.	Norcross, Ga.	Norcross
63	Daniel Bailey	-	OL	6' 3"	301	r-Fr.	Abingdon, Va.	Abingdon
64	Eric Gallo	2	OL	6' 2"	295	Jr.	Richboro, Pa.	Council Rock South
65	Matt Christ	-	OL	6' 3"	274	r-Fr.	Sterling, Va.	Dominion
66	Billy Ray Mitchell	-	OL	6' 4"	285	r-So.	Westwood, N.J.	Paramus Catholic
67	Parker Osterloh	1	OL	6' 8"	326	r-Jr.	Williamsburg, Va.	Warhill
68	Connor Kish	-	OL	6' 2"	280	r-Fr.	Oceanside, Calif.	El Camino
69	Yosuah Nijman	1	OL	6' 7"	300	So.	Maplewood, N.J.	Columbia
70	Kevin Kish	-	OL	6' 2"	286	r-Fr.	Oceanside, Calif.	El Camino
71	Jonathan McLaughlin	3	OL	6' 5"	294	Sr.	Mauldin, S.C.	Mauldin
72	Augie Conte	3	OL	6' 6"	305	r-Sr.	Richmond, Va.	Blessed Sacrament Huguenot
74	Braxton Pfaff	-	OL	6' 5"	293	r-So.	Lynchburg, Va.	Liberty Christian Academy
75	Zachariah Hoyt	-	OL	6' 5"	285	Fr.	Salem, Va.	Salem
76	Jarrett Hopple	-	OL	6' 7"	293	Fr.	Suffolk, Va.	Nansemond River
77	Demetri Moore	-	OL	6' 6"	303	Jr.	Fairborn, Ohio	Huffman
79	Tyrell Smith	-	OL	6' 3"	295	r-Fr.	North Brunswick, N.J.	Don Bosco Prep
80	Casey Harman	-	TE	6' 3"	245	r-Fr.	Swords Creek, Va.	Honaker
81	Samuel Denmark	-	WR	6' 0"	183	Fr.	Hanahan, S.C.	Huger
82	Xavier Burke	-	TE	6' 3"	255	r-Fr.	Lawrenceville, Va.	Brunswick
83	Eric Kumah	-	WR	6' 2"	210	Fr.	Woodbridge, Va.	Forest Park
85	Chris Cunningham	-	TE	6' 2"	236	r-Fr.	Jacksonville, Fla.	Atlantic Coast
86	C.J. Carroll	-	WR	5' 8"	167	r-So.	Olney, Md.	Our Lady of Good Counsel
87	Colton Taylor	1	LS	6' 1"	220	r-Jr.	Salem, Va.	Salem
88	Divine Deablo	-	WR	6' 3"	208	Fr.	Winston-Salem, N.C.	Mount Tabor
89	Wright Bynum	-	LS	6' 4"	233	r-Fr.	Columbia, S.C.	Ben Lippen
89	Devin Wilson	-	WR	6' 3"	206	Jr.	McKees Rocks, Pa.	Montour
90	Mitchell Ludwig	2	P	5' 11"	198	r-Jr.	Abingdon, Va.	Abingdon
90	Dalton Roe	-	DT	6' 1"	263	r-Jr.	Williamsburg, Va.	Jamestown
91	Steve Sobczak	-	DT	6' 1"	287	r-So.	Milford, Va.	Massaponax
92	Matt Reinhart	-	LB	6' 2"	228	r-Fr.	Shoemakersville, Pa.	Berks Catholic
93	Brian Johnson	-	P	6' 1"	161	Fr.	Washington, D.C.	Gonzaga
94	Trevon Hill	-	DE	6' 3"	240	r-Fr.	Virginia Beach, Va.	Salem
96	Jimmie Taylor	-	DE	6' 2"	240	Fr.	Jacksonville, N.C.	Southwest-Onslow
97	Tim Settle	-	DT	6' 3"	328	r-Fr.	Manassas, Va.	Stonewall Jackson
98	Ricky Walker	1	DT	6' 2"	282	r-So.	Hampton, Va.	Bethel
99	Vinny Mihota	1	DL	6' 5"	264	r-So.	Fredericksburg, Va.	Massaponax

## 2016 COACHING STAFF

<b>Justin Fuente</b>	Head Coach
<b>Bud Foster</b>	Associate Head Coach/ Defensive Coordinator/Linebackers
<b>Galen Scott</b>	Assistant Head Coach/Safeties
<b>Zohn Burden</b>	Running Backs
<b>Brad Cornelsen</b>	Offensive Coordinator/Quarterbacks
<b>Brian Mitchell</b>	Cornerbacks
<b>James Shibest</b>	Special Teams Coordinator/Tight Ends
<b>Vance Vice</b>	Offensive Line
<b>Holmon Wiggins</b>	Wide Receivers
<b>Charley Wiles</b>	Defensive Line

- Scott, Cornelsen, Shibest, Vice and Wiggins were all members of Fuente's staff at Memphis.
- Foster, Wiles and Burden were retained from the previous VT staff.
- Mitchell joined the Hokies after a three-year stint at West Virginia.

## THE FUENTE FILE

FAST FACTS	
<b>Hometown</b>	Tulsa, Okla.
<b>High School</b>	Union (1995)
<b>College</b>	Murray State (1999)
<b>Playing Exp</b>	Oklahoma (1995-96) Murray State (1997-98)
<b>Family</b>	Wife - Jen Daughters - Cecilia, Caroline & Charlotte
<b>Coaching Exp</b>	16th season, 1st at VT
<b>Head Coach</b>	5th season, 1st at VT
<b>Record at Memphis</b>	26-23

COACHING HISTORY	
2016	Virginia Tech Head Coach
2012-15	Memphis Head Coach
2009-11	TCU Co-Offensive Coord. Quarterbacks
2007-08	TCU Running Backs
2004-06	Illinois St. Offensive Coord. Quarterbacks
2001-03	Illinois St. Quarterbacks

## BOWL/PLAYOFF TEAMS

2015	Birmingham	Memphis
2014	Miami Beach	Memphis
2011	Poinsettia	TCU
2010	Rose	TCU
2009	Fiesta	TCU
2008	Poinsettia	TCU
2007	Texas	TCU
2006	FCS Playoffs	Illinois St.

## NOTABLE QB PUPILS

QB Paxton Lynch	Memphis
Completed 555 of 856 (64.8%) of his passes for 6,807 yards with 50 TDs and 13 INTs in 2014-15.	
QB Andy Dalton	TCU
Two-time Cincinnati Bengals Pro Bowler completed 63.8 percent (408 of 639) of his passes for 5,613 yards with 50 TDs and 14 INTs at TCU (2009-10).	
QB Casey Pachall	TCU
Completed 66.5 percent of his throws (228 of 343) with 25 TDs and seven INTs in 2011.	

## THE MEMPHIS TURNAROUND

- Compiled 19-6 record in final two seasons at Memphis, guiding the Tigers to back-to-back bowl berths.
- Inherited a program that went 5-31 in three years before his arrival.
- Unanimous selection as 2014 American Athletic Conference Coach of the Year when he led Memphis to its first conference title since 1971.
- Guided Memphis to a 15-game winning streak that included a 37-24 win over No. 13 Ole Miss (10/17/15).
- Memphis posted a 9-3 regular season mark in 2015, capped by a 63-0 win vs. SMU in Fuente's finale as the Tigers' head coach.
- The Tigers concluded a 10-3 season in 2014 with a 55-48 double-OT triumph over BYU in the Miami Beach Bowl, the first 10-win season for the Tigers since 1938.

# 2016 VIRGINIA TECH FOOTBALL ALPHA

#FUENTEFACTS	#	NAME	VL	POS	HT	WT	YR	HOMETOWN	HS/LAST SCHOOL
<ul style="list-style-type: none"> <li>Named VT head coach on 11/29/15.</li> <li>Fuente's final game as Memphis head coach was a 63-0 win vs. SMU (11/28/15). QB Paxton Lynch tied an FBS record with seven touchdown passes in the first half of that game.</li> <li>Lynch threw for a school-record 28 TD passes on the 2015 season.</li> <li>Memphis outscored its opponents by an average margin of 20.7 points per game during a run of 15 consecutive wins from 2014-15, scoring 652 points (43.5 ppg), while allowing only 341 (22.7 ppg).</li> <li>Memphis scored 471 points in 2014, shattering the old school record of 430 points set in 2004, while allowing a mere 19.5 points per game, a figure that ranked 11th among FBS squads.</li> <li>The Tigers went +11 (31 takeaways/20 giveaways) in the turnover column in 2014, finishing the campaign ranked in both The AP Top 25 and in the USA Today/Amway Coaches Polls, a first in school history.</li> <li>Fuente's squad led Conference USA in total defense in league games in 2012, giving up just 331.6 ypg.</li> <li>The Tigers also excelled on special teams under Fuente as Tom Hornsey won the 2013 Ray Guy Award as the nation's top collegiate punter.</li> <li>During his final three seasons as play caller, QBs coach and co-offensive coordinator at TCU from 2008-10, the Horned Frogs produced a 36-3 overall record and went on a 24-game win streak in the Mountain West Conference.</li> <li>From 2008-10, TCU was the only program in the country that finished in the Top 10 in both The AP Poll and USA Today Coaches Poll all three of those campaigns. TCU also made back-to-back appearances in BCS bowls with Fuente on the staff, registering a 2011 Rose Bowl victory over No. 5 Wisconsin.</li> <li>In 2010, TCU set single-season school marks in touchdowns (73), points scored (541), total offense (6,199 yards) and first downs (327).</li> <li>The Horned Frogs ranked fourth nationally in scoring (41.6 ppg), sixth in passing efficiency (166.9), 10th in rushing (247.4 ypg) and 12th in total offense (476.9 ypg) in 2010.</li> <li>As offensive coordinator/QBs coach at Illinois State, the Redbirds ranked fifth in both total offense (477.6 ypg) and scoring (39.2 ppg) among FCS squads in 2005.</li> </ul>	36	Adonis Alexander	1	CB	6'3"	193	So.	Charlotte, N.C.	Independence
	17	Jahque Alleyne	1	FS	6'1"	177	So.	Virginia Beach, Va.	Ocean Lakes
	63	Daniel Bailey	-	OL	6'3"	301	r-Fr.	Abingdon, Va.	Abingdon
	35	Erikk Banks	-	CB	5'10"	185	r-Jr.	Coeburn, Va.	Eastside
	60	Woody Baron	3	DT	6'2"	280	Sr.	Nashville, Tenn.	Brentwood Academy
	14	Tavante Beckett	-	LB	5'10"	214	Fr.	Chesapeake, Va.	Indian River
	40	Emmanuel Belmar	-	LB	6'2"	228	Fr.	Suwanee, Ga.	Collins Hill
	27	Dominic Benson	-	WR	6'2"	183	Fr.	Woodbridge, Va.	Woodbridge
	42	Elisha Boyd	-	CB	6'2"	185	r-So.	Newport News, Va.	Heritage
<ul style="list-style-type: none"> <li>Jaylen Bradshaw</li></ul>	15	Jaylen Bradshaw	-	WR	6'1"	202	r-So.	Chesapeake, Va.	Oscar Smith
	82	Xavier Burke	-	TE	6'3"	255	r-Fr.	Lawrenceville, Va.	Brunswick
	89	Wright Bynum	-	LS	6'4"	233	r-Fr.	Columbia, S.C.	Ben Lippen
	59	Joe Callas	-	LS	5'11"	200	r-Fr.	Chantilly, Va.	Westfield
	52	Austin Cannon	-	OL	6'2"	302	Fr.	Mechanicsville, Va.	Atlee
	38	Alden Carpenter	-	ROV	6'0"	189	r-Jr.	Leesburg, Va.	Tuscarora
	86	C.J. Carroll	-	WR	5'8"	167	r-So.	Olney, Md.	Our Lady of Good Counsel
	30	Eron Carter	-	LB	6'1"	231	Fr.	Palatka	Palatka, Fla.
	65	Matt Christ	-	OL	6'3"	274	r-Fr.	Sterling, Va.	Dominion
<ul style="list-style-type: none"> <li>Kyle Chung</li></ul>	61	Kyle Chung	-	OL	6'3"	290	r-Jr.	Ponte Vedra Beach, Fla.	Ponte Vedra
	19	Chuck Clark	3	DB	6'0"	205	Sr.	Suffolk, Va.	King's Fork
	11	Jack Click	-	QB	6'3"	218	r-Fr.	Glen Allen, Va.	Deep Run
	72	Augie Conte	3	OL	6'6"	305	r-Sr.	Richmond, Va.	Blessed Sacrament Huguenot
	85	Chris Cunningham	-	TE	6'2"	236	r-Fr.	Jacksonville, Fla.	Atlantic Coast
	39	Sean Daniel	-	WR	5'9"	183	Fr.	Chesapeake, Va.	Oscar Smith
	88	Divine Deablo	-	WR	6'3"	208	Fr.	Winston-Salem, N.C.	Mount Tabor
	52	Clay Dean	-	DL	6'2"	260	Fr.	Purcellville, Va.	Woodgrove
	81	Samuel Denmark	-	WR	6'0"	183	Fr.	Hanahan, S.C.	Huger
<ul style="list-style-type: none"> <li>Seth Dooley</li></ul>	43	Seth Dooley	2	DE	6'5"	252	r-Jr.	Salem, Va.	Glenvar
	13	Chris Durkin	-	TE	6'4"	223	r-So.	Poland, Ohio	Ursuline
	22	Terrell Edmunds	1	ROV	6'2"	210	r-So.	Danville, Va.	Dan River
	49	Tremaine Edmunds	1	LB	6'5"	236	So.	Danville, Va.	Dan River
	4	Ken Ekanem	3	DE	6'3"	260	r-Sr.	Centreville, Va.	Centreville
	4	Jerod Evans	-	QB	6'3"	238	Jr.	Dallas, Texas	Mansfield
	31	Brandon Facyson	2	CB	6'2"	197	r-Jr.	Newnan, Ga.	Northgate
	29	Tyler Fitzgerald	-	WR	5'8"	178	r-So.	Midlothian, Va.	Cosby
	21	Reggie Floyd	-	DB	6'0"	205	Fr.	Manassas, Va.	Stonewall Jackson
<ul style="list-style-type: none"> <li>Isaiah Ford</li></ul>	1	Isaiah Ford	2	WR	6'2"	195	Jr.	Jacksonville, Fla.	Trinity Christian
	16	Coleman Fox	-	RB	5'11"	193	r-Fr.	Salem, Va.	Salem
	47	Darius Fullwood	-	DE	6'3"	252	r-Fr.	College Park, Md.	Our Lady of Good Counsel
	11	Houshun Gaines	-	DE	6'3"	248	r-Fr.	Rocky Mount, N.C.	Nash Central
	37	Johnathan Galante	1	LB	5'9"	208	Sr.	Blacksburg, Va.	Christiansburg
	64	Eric Gallo	2	OL	6'2"	295	Jr.	Richboro, Pa.	Council Rock South
	23	Der'Woun Greene	2	FS	5'10"	196	r-Sr.	Portsmouth, Va.	Woodrow Wilson
	48	Daniel Griffith	-	LB	6'0"	216	Fr.	Suffolk, Va.	Nansemond-Suffolk Academy
	80	Casey Harman	-	TE	6'3"	245	r-Fr.	Swords Creek, Va.	Honaker
<ul style="list-style-type: none"> <li>Kevin Henry</li></ul>	41	Kevin Henry	-	WR	5'10"	165	Fr.	Greensboro, N.C.	Jireh Prep
	55	Jarrod Hewitt	-	DL	6'1"	299	Fr.	Venice, Fla.	Venice
	94	Trevon Hill	-	DE	6'3"	240	r-Fr.	Virginia Beach, Va.	Salem
	7	Bucky Hodges	2	TE	6'7"	245	r-Jr.	Virginia Beach, Va.	Salem
	76	Jarrett Hopple	-	OL	6'7"	293	Fr.	Suffolk, Va.	Nansemond River
	75	Zachariah Hoyt	-	OL	6'5"	285	Fr.	Salem, Va.	Salem
	44	Tre Hubbard	-	LB	5'11"	233	Fr.	Virginia Beach, Va.	Ocean Lakes
	56	Sean Huelskamp	2	LB	6'1"	222	r-Jr.	Centreville, Va.	Chantilly
	12	Josh Jackson	-	QB	6'1"	211	Fr.	Ann Arbor, Mich.	Saline
<ul style="list-style-type: none"> <li>T.J. Jackson</li></ul>	56	T.J. Jackson	-	OL	6'6"	324	Fr.	Cumberland, Va.	Cumberland County
	30	Jordan Jefferson	-	WR	5'8"	170	Fr.	Goochland, Va.	Goochland
	93	Brian Johnson	-	P	6'1"	161	Fr.	Washington, D.C.	Gonzaga
	29	DuWayne Johnson	-	CB	6'1"	185	r-Fr.	Washington, D.C.	H.D. Woodson
	50	Patrick Kearns	-	OL	6'5"	288	Fr.	Adairsville, Ga.	Darlington School
	68	Connor Kish	-	OL	6'2"	280	r-Fr.	Oceanside, Calif.	El Camino
	70	Kevin Kish	-	OL	6'2"	286	r-Fr.	Oceanside, Calif.	El Camino
	61	Joe Koshuta	-	LB	6'1"	255	r-Fr.	Vienna, Va.	Madison
	83	Eric Kumah	-	WR	6'2"	210	Fr.	Woodbridge, Va.	Forest Park
<ul style="list-style-type: none"> <li>Khalil Ladler</li></ul>	9	Khalil Ladler	-	CB	5'11"	183	Fr.	Stone Mountain, Ga.	IMG Academy
	90	Mitchell Ludwig	2	P	5'11"	198	r-Jr.	Abingdon, Va.	Abingdon
	33	Deshawn McCleave	-	RB	5'9"	180	r-Fr.	Chesapeake, Va.	Oscar Smith
	28	Shai McKenzie	1	RB	5'11"	215	r-So.	Washington, Pa.	Washington
	71	Jonathan McLaughlin	3	OL	6'5"	294	Sr.	Mauldin, S.C.	Mauldin
	34	Travon McMillian	1	RB	6'0"	205	r-So.	Woodbridge, Va.	C.D. Hylton
	99	Vinny Mihota	1	DL	6'5"	264	r-So.	Fredericksburg, Va.	Massaponax



**#LUNCHPAILD**

- Bud Foster enters his 30th season at Virginia Tech, giving him the second-longest continuous tenure of any FBS assistant behind only Oregon's RBs coach Gary Campbell.
- The architect of Tech's famed "Lunch Pail Defense," Foster has served as Tech's defensive coordinator since 1995 (as co-coordinator) and taking over sole possession of that role in 1996.
- Tech has finished in the top five in scoring defense on six different occasions under Foster, leading the nation in both 1999 and 2006, while ranking second in 2001, 2004 and 2005
- The Hokies registered six straight top 10 finishes in scoring defense from 2004-09 under Foster.
- Since Foster took over sole reins as Tech's defensive coordinator in 1996, the Hokies lead all FBS programs in sacks (749.0), sack yardage (-5,177.0 yards); interceptions (337) and INT return touchdowns (44), while owning a share of the nation's best mark in third-down defense with a 31.6 conversion rate.
- Dating back to 1996, only Ohio State (16.5 ppg) and Alabama (16.6) can boast better scoring defenses than Virginia Tech (17.4), while Alabama (291.2 ypg) is the only squad that ranks ahead of Virginia Tech (303.1) in total defense.
- Since the start of the 1996 season the Hokies are second among FBS squads in pass defense (187.8 ypg), fourth in takeaways (552) and sixth in rushing defense (115.3 ypg).
- Tech has permitted the lowest completion percentage (50.5) of any FBS team from 1996-2015, while owning the nation's highest INT percentage (4.5) and the lowest TD/INT differential (0.75) over that span.
- Virginia Tech owns an unbelievable +120 turnover differential (552 takes/432 gives) dating back to 1996, while 50 different defensive players have scored a total of 77 touchdowns.

**2015 RESULTS**

9/7	OHIO STATE	L	24-42
9/12	FURMAN	W	42-3
9/19	at Purdue	W	51-24
9/26	at East Carolina	L	28-35
10/3	PITTSBURGH	L	13-17
10/9	NC STATE	W	28-13
10/17	at Miami	L	20-30
10/24	DUKE	L	43-45 4 OT
10/31	at Boston College	W	26-10
11/12	at Georgia Tech	W	23-21
11/21	NORTH CAROLINA	L	27-30 OT
11/28	at Virginia	W	23-20
12/26	Tulsa	W	55-52

**NOTABLE FUTURE GAMES**

West Virginia (FedEx Field)	9/2/17
Clemson	2017
Notre Dame	10/13/18
at Florida State	2018
at Notre Dame	11/2/19
Penn State	9/12/20
at Michigan	9/19/20
at West Virginia	9/18/21
Notre Dame	10/9/21

#	NAME	VL	POS	HT	WT	YR	HOMETOWN	HS/LAST SCHOOL
66	Billy Ray Mitchell	-	OL	6'4"	285	r-So.	Westwood, N.J.	Paramus Catholic
54	Chaska Moon	-	LS	5'10"	227	r-Fr.	Wake Forest, N.C.	Wake Forest
77	Demetri Moore	-	OL	6'6"	303	Jr.	Fairborn, Ohio	Huffman
50	Jamieon Moss	2	LB	6'1"	229	r-Jr.	Elizabeth City, N.C.	Northeastern
9	Brenden Motley	2	QB	6'4"	230	r-Sr.	Christiansburg, Va.	Christiansburg
54	Andrew Motuapuaka	2	LB	6'0"	233	r-Jr.	Virginia Beach, Va.	Salem
18	Chase Mummau	-	QB	6'2"	183	Fr.	Mechanicsville, Va.	Lee-Davis
12	Henri Murphy	-	WR	5'10"	175	So.	Pine Bluff, Ark.	Dollarway
20	Deon Newsome	2	S	5'11"	193	r-Jr.	Hampton, Va.	Hampton
69	Yosuah Nijman	1	OL	6'7"	300	So.	Maplewood, N.J.	Columbia
67	Parker Osterloh	1	OL	6'8"	326	r-Jr.	Williamsburg, Va.	Warhill
8	Phil Patterson	-	WR	6'2"	180	Fr.	Virginia Beach, Va.	Bayside
27	Shawn Payne	-	CB	6'3"	192	So.	Chesterfield, Va.	L.C. Bird
32	Steven Peoples	1	FB	5'9"	218	So.	Galax, Va.	Galax
58	Colt Pettit	-	OL	6'3"	298	r-So.	Deshler, Ohio	Patrick Henry
74	Braxton Pfaaf	-	OL	6'5"	293	r-So.	Lynchburg, Va.	Liberty Christian Academy
5	Cam Phillips	2	WR	6'0"	199	Jr.	Laurel, Md.	DeMatha
62	D'Andre Plantin	-	OL	6'5"	295	r-Fr.	Norcross, Ga.	Norcross
26	Jovonn Quillen	-	DB	6'0"	176	Fr.	Hampton, Va.	Hampton
48	D.J. Reid	-	RB	6'1"	235	r-So.	Chester, Va.	Thomas Dale
92	Matt Reinhart	-	LB	6'2"	228	r-Fr.	Shoemakersville, Pa.	Berks Catholic
6	Mook Reynolds	1	FS	6'0"	183	So.	Greensboro, N.C.	Northern Guilford
2	Tyree Rodgers	-	DB	6'1"	173	Fr.	Camden, N.J.	Camden Catholic
90	Dalton Roe	-	DT	6'1"	263	r-Jr.	Williamsburg, Va.	Jamestown
45	Sam Rogers	3	FB	5'11"	230	Sr.	Mechanicsville, Va.	Hanover
35	Michael Santamaria	-	K	5'9"	174	r-So.	Athens, Ga.	Athens Academy
97	Tim Settle	-	DT	6'3"	328	r-Fr.	Manassas, Va.	Stonewall Jackson
24	Anthony Shegog	2	LB	6'2"	213	r-Jr.	Stafford, Va.	North Stafford
41	Trey Skeens	-	FB	5'11"	216	r-Fr.	Wytheville, Va.	George Wythe
46	Joey Slye	2	K	5'11"	210	Jr.	Stafford, Va.	North Stafford
79	Tyrell Smith	-	OL	6'3"	295	r-Fr.	North Brunswick, N.J.	Don Bosco Prep
91	Steve Sobczak	-	DT	6'1"	287	r-So.	Milford, Va.	Massaponax
3	Greg Stroman	2	DB	6'0"	180	Jr.	Bristow, Va.	Stonewall Jackson
87	Colton Taylor	1	LS	6'1"	220	r-Jr.	Salem, Va.	Salem
96	Jimmie Taylor	-	DE	6'2"	240	Fr.	Jacksonville, N.C.	Southwest-Onslow
57	Wyatt Teller	2	OL	6'5"	308	r-Jr.	Bealeton, Va.	Liberty
39	Tyrone Thornton	-	DB	5'9"	193	r-Fr.	Boston, Mass.	Newton South
58	Zack Treser	-	LB	6'5"	225	r-Fr.	Blacksburg, Va.	Blacksburg
98	Ricky Walker	1	DT	6'2"	282	r-So.	Hampton, Va.	Bethel
42	Marshawn Williams	1	RB	6'0"	227	r-So.	Hampton, Va.	Phoebus
8	Nigel Williams	3	DT	6'2"	297	r-Sr.	Richmond, Va.	Benedictine
89	Devin Wilson	-	WR	6'3"	206	Jr.	McKees Rocks, Pa.	Montour
53	Trent Young	1	LB	5'10"	214	r-So.	Richmond, Va.	Douglas Freeman

**PRONUNCIATION GUIDE**

JAHQUE ALLEYNE.....	jah-KAY ALLEN
ZOHN Burden (Coach).....	ZONN
Augie CONTE.....	CON-tee
Brad CORNELSEN (Coach).....	CORNELL-son
Terrell Edmunds.....	tuh-RELL
Ken EKANEM.....	ee-CAN-um
JEROD Evans.....	juh-ROD
Brandon FACYSON.....	FAY-sun (rhymes with Jason)
Johnathan GALANTE.....	guh-LAHN-tay
DER'WOUN Greene.....	DARE-ee-on
Sean HUELSKAMP.....	HULES-camp
DuWAYNE Johnson.....	Dwayne
Joe KOSHUTA.....	CO-SHOOT-uh
KHALIL Ladler.....	kuh-LEAL
SHAI McKenzie.....	SHY
Travon McMILLIAN.....	mick-MILL-en
Vinny MIHOTA.....	muh-HOE-ta
JAMIEON Moss.....	JAY-mee-on

Andrew MOTUAPUAKA.....	mo-TOO-uh-poo-WAH-kuh
Chase MUMMAU.....	MOO-ma
YOSUAH NIJMAN.....	YOSH-u-ah NYJ-man
Parker OSTERLOH.....	OH-ster-low
Colt PETTIT.....	PEH-tit
Braxton PFAFF.....	FAFF
Anthony SHEGOG.....	shih-GOG
James SHIBEST (Coach).....	SHE-best
Steve SOBCZAK.....	SOB-check

**BATTLE AT BRISTOL - 9.10.16**

- 236** Miles between Blacksburg, Va. & Knoxville, Tenn.
- 160** Bristol Motor Speedway can seat 160,000 fans.
- 1937** Last time the Hokies and Vols met in the regular season.
- 2009** Hokies defeated Vols 37-14 in Chick-fil-A Bowl.
- 2013** 115,109 fans attended Michigan-Notre Dame game.  
Current single-game college football attendance record.
- 8,500** Tons of rocks needed to form base of the field.

## DEFENSE

## FS

**19 Clark**  
6-0 • 205 • Sr.  
**23 Greene**  
5-10 • 196 • r-Sr.

## ROVER

**22 Te. Edmunds**  
6-2 • 210 • r-So.  
**20 Newsome**  
5-11 • 193 • r-Jr.

## RCB

**3 Stroman**  
6-0 • 180 • Jr.  
**28 Williams**  
5-9 • 176 • r-Jr.

## LCB

**31 Facyson**  
6-2 • 197 • r-Jr.  
**2 Rodgers**  
6-1 • 173 • Fr.

## WHIP

**6 Reynolds**  
6-0 • 183 • So.  
**24 Shegog**  
6-2 • 213 • r-Jr.

## MLB

**54 Motuapuaka**  
6-0 • 233 • r-Jr.  
**56 Huelskamp**  
6-1 • 222 • r-Jr.

## LOLB

**49 Tr. Edmunds**  
6-5 • 236 • So.  
**50 Moss**  
6-1 • 229 • r-Jr.

## RDE

**4 Ekanem**  
6-3 • 260 • r-Sr.  
**94 Hill**  
6-3 • 240 • r-Fr.

## NT

**60 Baron**  
6-2 • 280 • Sr.  
**98 Walker**  
6-2 • 282 • r-So.

## DT

**8 N. Williams**  
6-2 • 297 • r-Sr.  
**97 Settle**  
6-3 • 328 • r-Fr.

## LDE

**99 Mihota**  
6-5 • 264 • r-So.  
**43 Dooley**  
6-5 • 252 • r-Jr.

## OFFENSE

## WR

**1 Ford**  
6-2 • 195 • Jr.  
**15 Bradshaw**  
6-1 • 202 • r-So.

## LT

**69 Nijman**  
6-7 • 300 • So.  
**79 T. Smith**  
6-3 • 295 • r-Fr.

## LG

**58 Pettit**  
6-3 • 298 • r-So.  
**57 Teller**  
6-5 • 308 • r-Jr.

## C

**64 Gallo**  
6-2 • 295 • Jr.  
**61 Chung**  
6-3 • 290 • r-Jr.

## RG

**72 Conte**  
6-6 • 305 • r-Sr.  
**74 Pfaff**  
6-5 • 293 • r-So.

## RT

**71 McLaughlin**  
6-5 • 294 • Sr.  
**67 Osterloh**  
6-8 • 326 • r-Jr.

## WR

**7 Hodges**  
6-7 • 245 • r-Jr.  
**88 Deablo**  
6-3 • 208 • Fr.

## WR

**5 Phillips**  
6-0 • 199 • Jr.  
**86 Carroll**  
5-8 • 167 • r-So.

## RB

**45 Rogers**  
5-11 • 230 • Sr.  
**34 McMillian**  
6-0 • 205 • r-So.

## QB

**4 Evans**  
6-3 • 238 • Jr.  
**9 Motley**  
6-4 • 230 • r-Sr.  
-OR-  
**17 Jackson**  
6-1 • 211 • Fr.

## TE

**85 Cunningham**  
6-2 • 236 • r-Fr.  
**82 Burke**  
6-3 • 255 • r-Fr.

\*Denotes injured player

## SPECIALISTS

## K

**46 Slye**  
5-11 • 210 • Jr.  
**93 Johnson**  
6-1 • 161 • Fr.

## P

**90 Ludwig**  
5-11 • 198 • r-Jr.  
**46 Slye**  
5-11 • 214 • Jr.

## KR

**3 Stroman**  
6-0 • 180 • Jr.  
**23 Greene**  
5-10 • 196 • r-Sr.

## PR

**3 Stroman**  
6-0 • 180 • Jr.  
**86 Carroll**  
5-8 • 167 • r-So.

## KO

**46 Slye**  
5-11 • 214 • Jr.  
**93 Johnson**  
6-1 • 161 • Fr.

## H

**89 Bynum**  
6-4 • 233 • r-Fr.  
**86 Carroll**  
5-8 • 167 • r-So.

## PS

**87 Taylor**  
6-1 • 220 • r-Jr.  
**89 Bynum**  
6-4 • 233 • r-Fr.

## KS

**87 Taylor**  
6-1 • 212 • r-Jr.  
**89 Bynum**  
6-4 • 230 • r-Fr.

PASSING											RUSHING				
SEASON	GP	GS	EFFIC.	COMP	ATT	PCT.	YDS	TD	LNG	INT	ATT	YDS	AVG	LNG	TD
2016	0	0	0.0	0	0	0.0	0	0	0	0	0	0	0	0	0

- Rated as a 4-star recruit by 247Sports and the fourth-best player in the country, the best player at his position, nationally, and the best player in his state.
- Won the starting job after a three-way quarterback battle in training camp.
- ESPN Football Recruiting listed Evans as the third-best player at his position.
- Scout ranks him a 4-star recruit and the No. 10 player on its JUCO Top 100 list for this year.
- Led the conference in passing yards per game (395.5) and touchdowns (38) while landing in the top five in four other categories (completions, attempts, completion percentage, total yards).
- Is one of nine children, includes two sisters, Rebekah and Naomi, and six brothers, Trey, Lance, Caleb, Simeon, Titus, Nathaniel.
- Majoring in sociology.



RUSHING								RECEIVING						
SEASON	GP	GS	ATT	YDS	AVG	LONG	TD	NO	YDS	AVG	LONG	TD		
2013	13	2	5	9	1.8	3	0	12	78	6.5	18	0		
2014	13	6	32	140	4.4	17	0	20	230	11.5	26	1		
2015	13	7	61	260	4.3	29	2	16	193	12.1	51	2		
2016	0	0	0	0	0	0	0	0	0	0	0	0		
CAREER	39	13	98	409	4.2	29	2	48	501	10.4	51	3		

- Had a **career-high 12 carries** for 52 yards and two catches for 36 yards vs. North Carolina (11/21/15).
- Started and had six carries for 33 yards and a touchdown and two receptions for 23 yards in the Independence Bowl vs. Tulsa (12/26/15).
- Caught three passes for a **season-high 66 yards** and a touchdown and had three carries for 23 yards vs. Ohio State (9/7/15).
- Also completed a 13-yard pass to Brenden Motley against the Buckeyes.
- Had eight carries for 28 yards and two catches for 34 yards vs. Duke (10/24/15).
- Had eight carries for a **career-best 57 yards** vs. NC State (10/9/15).
- Brother, Ben, was an All-American center for Hampden-Sydney.



PASSING											RUSHING				
SEASON	GP	GS	EFFIC.	COMP	ATT	PCT.	YDS	TD	LNG	INT	ATT	YDS	AVG	LNG	TD
2013	1	0	0.00	0	0	0.0	0	0	0	0	0	0	0.0	0	0
2014	4	0	80.93	1	3	33.3	17	0	17	0	14	72	5.1	24	0
2015	10	6	128.85	92	164	56.1	1155	11	61	7	88	224	2.5	22	3
2016	0	0	0	0	0	0	0	0	0	0	0	0	0	0	0
Career	15	6	127.99	93	167	55.7	1172	11	61	7	102	296	2.9	24	3

- Started six games after Michael Brewer's injury vs. Ohio State (9/7/15) and went 3-for-3.
- Set **career-highs in attempts (35), completions (20), yards (281), rush attempts (19), rush yards (85)** at ECU (9/26/15).
- Went 14-for-23 for 136 yards and a touchdown and ran 11 times for 26 yards at Miami (10/17/15).
- Went 14-for-28 for 158 yards with a career-high three TD passes and ran nine times for 44 yards vs. NC State (10/9/15).
- Went 16-for-24 with 233 yards and two TDs vs. Furman (9/12/15) and ran 4 times for 38 yards with a five-yard TD.
- Went 15-for-23 for 230 yards and two TDs at Purdue (9/19/15). Ran 15 times for 24 yards and a five-yard TD.



RUSHING								RECEIVING						
SEASON	GP	GS	ATT	YDS	AVG	LONG	TD	NO	YDS	AVG	LONG	TD		
2015	13	7	200	1043	5.2	63	7	12	64	5.3	19	1		
2016	0	0	0	0	0	0	0	0	0	0	0	0		
CAREER	13	7	200	1043	5.2	63	7	12	64	5.3	19	1		

- Pieced together three 100-yard rushing games.
- Had 16 carries for 81 yards and two touchdowns in the Independence Bowl vs. Tulsa (12/26/15).
- Had 29 carries for a **career-high 142 yards** and two touchdowns and one catch for two yards vs. Duke (10/24/15).
- Had a **career-high 33 carries** for 105 yards at Boston College (10/31/15).
- Had six carries for 26 yards vs. Ohio State (9/7/15).
- Had six carries for 98 yards vs. Furman (9/13/15).
- Started and had nine carries for 55 yards at Purdue (9/19/15).
- Had 11 carries for 96 yards and a touchdown and two catches for 16 yards vs. NC State (10/9/15).
- Started and had 16 carries for 99 yards and three catches for 16 yards and a touchdown at Miami (10/17/15).
- Started and had 24 carries for 135 and two touchdowns at Georgia Tech (11/12/15).





RECEIVING							
SEASON	GP	GS	NO	YDS	AVG	LONG	TD
2014	13	11	56	709	12.7	33	6
2015	13	12	75	1164	15.5	75	11
2016	0	0	0	0	0	0	0
Career	26	23	131	1873	14.3	75	17


- **2015 First Team All-ACC by media, coaches and Associated Press**
- **2014 Honorable Mention All-ACC (ACSM and Coaches)**
- Set the school single-season record with 11 TD catches in 2015 (Andre Davis/Antonio Freeman, 9 TD catches).
- Set the school record for catches in as season with 75 (prev. Jarrett Boykin with 61 in 2011).
- First Virginia Tech player to have more than 1,000 receiving yards in a single season.
- Led the ACC in TD receptions (11), receiving yards (1164) and receiving yards per game (89.5) in 2015.
- Set *career-highs* with **12 catches** and **227 yards** receiving in the Independence Bowl vs. Tulsa (12/26/15)
- Had eight catches for 155 yards and a TD vs. UNC (11/22/15).
- Had nine catches for 67 yards vs. Duke (10/24/15).
- Had four catches for 76 yards and one TD at Miami (10/17/15).
- Set a Tech record with three TD catches in one quarter vs. NC State (10/9/15).
- Had four catches for 39 yards and a *career-best three TD catches* vs. NC State (10/9/15).
- Set a record for catches as a true freshman at Tech with 56 (prev 30).



**ISAIAH FORD**  
 WR | JR  
 1 | 6'2 | 195  
 JACKSONVILLE, FL

RECEIVING							
SEASON	GP	GS	NO	YDS	AVG	LONG	TD
2014	13	9	40	498	12.5	36	3
2015	13	10	49	582	11.9	60	2
2016	0	0	0	0	0	0	0
Career	26	19	89	1080	12.1	60	5

- Logged 783 plays, 766 at wide receiver and 17 on special teams during the regular season in 2015.
- Ranked second on the team in receptions and receiving yards.
- Had one carry for 24 yards.
- Posted three catches for 33 yards in the Independence Bowl vs. Tulsa (12/26/15).
- Hauled in a *season-high six catches* for 87 yards and a touchdown at Boston College (10/31/15).
- Caught six balls the very next week for a *career-high 95 yards* at Georgia Tech (11/12/15).
- Had five catches for 86 yards against Furman (9/12/15).
- Had three catches for 26 yards at Purdue (9/19/15).
- Had three catches for 78 yards at East Carolina (9/26/15).
- Registered his first touchdown catch of the season vs. Pittsburgh (10/3/15).



**CAM PHILLIPS**  
 WR | JR  
 5 | 6'0 | 199  
 LAUREL, MD

RECEIVING							
SEASON	GP	GS	NO	YDS	AVG	LONG	TD
2016	0	0	0	0	0	0	0


- Did not see playing time last season after redshirting as a true freshman.
- A first-team 6A all-state selection by VirginiaPreps at wide receiver
- A 2013 American Family Insurance First-Team All-USA Virginia Football selection
- Led South Hampton Roads' public school players in receiving during the regular season and finished with 65 catches for 1,102 yards and 18 touchdowns



**JAYLEN BRADSHAW**  
 WR | R-SO  
 15 | 6'1 | 202  
 CHESAPEAKE, VA

RECEIVING							
SEASON	GP	GS	NO	YDS	AVG	LONG	TD
2015	2	0	0	0	0	0	0
2016	0	0	0	0	0	0	0
Career	2	0	0	0	0	0	0

- Played in two games last season.
- Played 15 total snaps.
- Played eight snaps on offense and seven on special teams.
- Appeared in games vs. Furman (9/12/15) and at Purdue (9/19/15).
- Redshirted and worked on the scout team as a freshman.



**C.J. CARROLL**  
 WR | R-SO  
 86 | 5'6 | 167  
 OLNEY, MD

RECEIVING							
SEASON	GP	GS	NO	YDS	AVG	LONG	TD
2014	13	10	45	526	11.7	50	7
2015	13	13	40	530	13.3	46	6
2016	0	0	0	0	0	0	0
<b>Career</b>	<b>26</b>	<b>23</b>	<b>85</b>	<b>1056</b>	<b>12.4</b>	<b>50</b>	<b>13</b>

- **2015 Second Team All-ACC (Coaches)**
- **2015 Third Team All-ACC (ACSMA)**
- **2014 Third Team All-ACC (ACSMA)**
- **Freshman All-American (USA Today)**
- Ran five times for 27 yards and a touchdown.
- Had five rushing attempts for 27 yards and a touchdown as well as four catches for 38 yards in the Independence Bowl vs. Tulsa. (12/26/15).
- Set **career-highs** with **101 yards** receiving and **three touchdown catches** vs. Duke (10/24/15).
- Hauled in a career-best 46-yard reception vs. Furman (9/12/15).
- Had three catches for 11 yards and two touchdowns at Purdue (9/19/15).
- Had five catches for 73 yards at East Carolina (9/26/15).
- Had six catches for 44 yards and a touchdown vs. North Carolina (11/21/15).



RECEIVING							
SEASON	GP	GS	NO	YDS	AVG	LONG	TD
2016	0	0	0	0	0	0	0

- Redshirted as a true freshman.
- Ranked as the No. 11 tight end in the country and the No. 104 player in his state by ESPN Recruiting Nation.
- Ranked as the No. 53 tight end in the country by 247Sports.
- Listed as the No. 45 tight end in the country by Scout.
- Majoring in property management.



RECEIVING							
SEASON	GP	GS	NO	YDS	AVG	LONG	TD
2016	0	0	0	0	0	0	0

- Rated as a 4-star recruit by ESPN and the 172nd player in the 2016 ESPN Top 300.
- Ranked the No. 9 player in the state of North Carolina and the No. 22 wide receiver in the country by ESPN.
- Rivals listed him No. 70 by position and No. 20 overall in the state.



RECEIVING							
SEASON	GP	GS	NO	YDS	AVG	LONG	TD
2015	1	0	0	0	0	0	0
2016	0	0	0	0	0	0	0
<b>Career</b>	<b>1</b>	<b>0</b>	<b>0</b>	<b>0</b>	<b>0</b>	<b>0</b>	<b>0</b>

- Appeared in one game at East Carolina (9/26/15) and later redshirted.
- Signed with Virginia Tech in 2014, but spent a semester at Fork Union.
- Enrolled at Tech in January 2015.
- Rated the No. 7 Prep School Recruit in the country by the 247Sports Composite Rankings.
- Listed as the No. 1 prep tight end and the No. 3 prep player in Virginia by 247Sports.





PASSING												RUSHING				
SEASON	GP	GS	EFFIC.	COMP	ATT	PCT.	YDS	TD	LNG	INT		ATT	YDS	AVG	LNG	TD
2016	0	0	0	0	0	0	0	0	0	0		0	0	0	0	0

- Impressed many in his first fall camp in Blacksburg.
- Went on to compete for the starting quarterback job as a true freshman.
- Listed as the co-backup quarterback with Brenden Motley on the week one depth chart.
- Rated as a 4-star recruit by ESPN Football Recruiting and the 184th player in the 2016 ESPN Top 300.
- Also ranked as the No. 9 dual-threat quarterback and the No. 4 player in the state by ESPN.
- Rivals listed him No. 22 by position and No. 12 overall in the state.
- Father, Fred Jackson, has been a football coach for more than 40 years, including 23 seasons at Michigan.



FIELD GOALS											X-PTS	POINTS
SEASON	GAMES	MDE-ATT	PCT	1-19	20-29	30-39	40-49	50+	LNG	BLKD	MDE-ATT	
2014	13	20-28	71.4	0-0	10-10	6-8	4-6	0-4	49	2	33-34	93
2015	13	23-30	76.7	0-0	2-2	8-9	13-16	0-3	48	0	41-42	110
2016	0	0-0	0.0	0-0	0-0	0-0	0-0	0-0	0	0	0-0	0
Career	26	43-58	74.1	0-0	12-12	14-17	17-22	0-7	49	2	74-76	203

- 2015 Lou Groza Award Semifinalist**
- Went 2-of-2 on field goals and a *career-best 7-of-7 on extra points* in the Independence Bowl vs. Tulsa (12/16/15).
- Went 3-of-4 on field goals and 6-of-6 on PATs at Purdue (9/19/15).
- Went 2-of-2 on field goals vs. Pittsburgh (10/3/15) with a long of 48 yards.
- Went 3-of-4 on field goals and 2-of-2 on PATs vs. Duke (10/24/15).
- Matched his *career-high* with *four made field goals* on four attempts at Boston College (10/31/15).
- Went 3-of-3 on field goals including the game-winner and 2-of-2 on PATs at Virginia (11/28/15).



KICKING						
SEASON	GAMES	NO.	YDS	AVG	TB	OB
2013	10	39	2,400	61.5	13	0
2014	8	34	2,042	60.1	9	1
2015	0	0	0	0.0	0	0
2016	0	0-0	0.0	0-0	0-0	0-0
Career	18	73	4,442	60.8	22	1

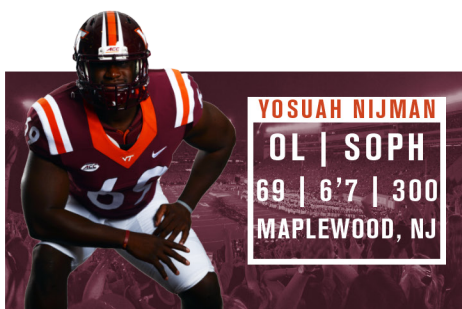
- Did not see playing time last season.
- Played primarily at kicker his first two seasons in Blacksburg.
- Joined the program as an invited walk-on.





SEASON	GP	GS
2015	12	0
2016	0	0
<b>Career</b>	<b>12</b>	<b>0</b>

- Appeared in 12 games as a freshman.
- Logged 301 plays during the regular season on the offensive line.
- Played 51 snaps vs. Ohio State (9/7/15).
- In on 51 plays vs. Furman (9/12/15).
- Logged 25 at Purdue (9/19/15).
- His parents are originally from Suriname, a country in South America.
- Was a top-flight shot put competitor at Columbia High School.



SEASON	GP	GS
2014	13	6
2015	13	12
2016	0	0
<b>Career</b>	<b>26</b>	<b>18</b>

- Played in all 13 games with 12 starts at left guard.
- Played 919 snaps during the regular season including 851 on offense and 68 on special teams.
- Started the Independence Bowl vs. Tulsa (12/16/15).
- Played 71 snaps vs. Ohio State (9/7/15).
- Played 72 snaps at Purdue (9/19/15).
- Played 83 snaps at East Carolina (9/26/15).
- Played 106 snaps vs. Duke (9/24/15).
- Had 87 snaps vs. North Carolina (11/21/15).



SEASON	GP	GS
2016	0	0

- Spent last season redshirting.
- A 2013 All-New Jersey second-team selection.
- A first-team all-state selection by the Star-Ledger following his senior season.
- A second-team all-state choice by MSG Varsity as a senior.
- Listed as the No. 27 prospect in New Jersey by Rivals coming out of high school.



SEASON	GP	GS
2015	3	0
2016	13	13
<b>Career</b>	<b>16</b>	<b>13</b>

- Started and played 13 games at center.
- Played 871 snaps, all on offense at center during the regular season.
- In on 70 snaps vs. Ohio State (9/7/15).
- Logged 75 snaps at Purdue (9/19/15).
- Played 83 snaps at East Carolina (9/26/15).
- In on 55 snaps vs. Pittsburgh (10/3/15).
- Logged 106 snaps vs. Duke (10/24/15).
- Logged 87 snaps vs. North Carolina (11/21/15).
- Logged 61 snaps at Virginia (11/28/15).
- Majoring in finance.



SEASON	GP	GS
2015	1	0
2016	0	0
<b>Career</b>	<b>1</b>	<b>0</b>

- Played in one game.
- Logged four snaps on the offensive line against Furman (9/12/15).
- Redshirted as a true freshman.
- Dressed for several games early on, but sustained an injury in practice the week of the Georgia Tech game.
- Later underwent season-ending surgery on his left shoulder.
- Majoring in consumer studies.



SEASON	GP	GS
2014	1	0
2015	4	1
2016	0	0
<b>Career</b>	<b>5</b>	<b>1</b>

- Played in four games with one start.
- Made first career start vs. North Carolina State (10/9/15).
- Played 25 total snaps all on offense.
- Played one snap vs. Ohio State (9/7/15).
- Father, Eugene, was an All-American offensive lineman at Virginia Tech and an NFL player who now coaches in the NFL with the Philadelphia Eagles.



SEASON	GP	GS
2013	5	0
2014	13	10
2015	13	13
2016	0	0
<b>Career</b>	<b>31</b>	<b>23</b>

- Started and played in all 13 games at right guard.
- Logged 910 plays with 842 coming on offense and 68 on special teams during the regular season.
- Played 68 snaps vs. Ohio State (9/7/15).
- Logged 83 snaps at East Carolina (9/26/15).
- Played 106 snaps at Duke (10/24/15).
- Played 86 snaps vs. North Carolina (11/21/15).
- Logged 59 snaps vs. Virginia (11/28/15).



SEASON	GP	GS
2014	1	0
2015	2	0
2016	0	0
<b>Career</b>	<b>3</b>	<b>0</b>

- Will back up senior Augie Conte at right guard entering week one.
- Played in two games in 2015.
- In on 11 snaps, five on special teams and six on offense.
- Played two snaps at Purdue (9/19/15).



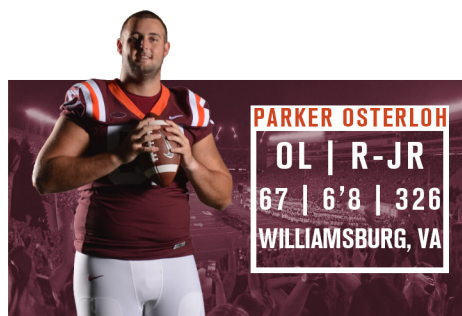
SEASON	GP	GS
2013	13	13
2014	9	9
2015	13	13
2016	0	0
<b>Career</b>	<b>35</b>	<b>35</b>

- Started and played all 13 games at left tackle in 2015.
- Logged 837 plays during the regular season including 791 on offense and 46 on special teams.
- Started and played 70 plays vs. Ohio State (9/7/15).
- Logged 72 plays at Purdue (9/19/15).
- Played on 83 plays at East Carolina (9/26/15).
- Logged 106 plays vs. Duke (10/24/15).
- Played 80 snaps vs. North Carolina (11/21/15).
- Logged 58 snaps at Virginia (11/28/15).



SEASON	GP	GS
2014	5	0
2015	12	0
2016	0	0
<b>Career</b>	<b>17</b>	<b>0</b>

- Played in 12 games last season.
- Played 102 snaps with 58 on special teams and 44 on offense.
- In on three offensive snaps vs. Ohio State (9/7/15).
- Played 11 snaps at Purdue (9/19/15).
- Appeared on special teams in six games.





TACKLES							SACKS		PASS DEFENSE			PUNT RETURNS				
SEASON	GP	GS	UA	A	TTL	TFL-YDS	NO-YDS	INT	BU	PD		NO.	YDS	AVG	TD	LONG
2014	13	1	2	1	3	0.0-0	0.0-0	0	1	1		36	249	6.9	0	38
2015	12	5	13	8	21	0.5-1	0.0-0	2	5	7		27	109	4.0	0	31
2016	0	0	0	0	0	0	0	0	0	0		0	0	0	0	0
Career	25	6	15	9	24	0.5-1	0.0-0	2	6	8		63	358	5.7	0	38

- Logged 452 yards, including 101 on special teams, 33 on offense, and 318 on defense during the regular season.
- Set career-highs with **132 punt return yards** and a **career-long return of 67 yards** in the Independence Bowl vs. Tulsa (12/21/15).
- Started, recorded two tackles and one punt return vs. Ohio State (9/7/15).
- Returned a **career-high of five punt returns** with four tackles in his start at Purdue (9/19/15).
- Set a **season-high of five tackles** and picked off his first pass at East Carolina (9/26/15).
- Second career interception came at Boston College (10/31/15).



TACKLES							SACKS		PASS DEFENSE		
SEASON	GP	GS	UA	A	TTL	TFL-YDS	NO-YDS	INT	BU	PD	
2014	0	0	0	0	0	0	0	0	0	0	
2015	1	0	0	0	0	0	0	0	0	0	
2016	0	0	0	0	0	0	0	0	0	0	
Career	1	0	0	0	0	0	0	0	0	0	

- Slotted as Greg Stroman's backup entering week one.
- Appeared in one game last season, his collegiate debut, against Furman (9/12/15).
- Majoring in building construction and real estate.



TACKLES							SACKS		PASS DEFENSE		
SEASON	GP	GS	UA	A	TTL	TFL-YDS	NO-YDS	INT	BU	PD	
2013	12	9	20	7	27	2.0-8	0.0-0	5	8	13	
2014	3	3	5	1	6	0.0-0	0.0-0	0	5	5	
2015	13	10	20	11	31	1.0-1	0.0-0	0	10	10	
2016	0	0	0	0	0	0	0	0	0	0	
Career	28	22	45	19	64	3.0-9	0.0-0	5	23	28	

- **2013 Third Team All-ACC**
- Collected two tackles, a pass breakup and pass defended vs. Ohio State (9/7/15)
- Made three tackles with a breakup and pass defended vs. Pittsburgh (10/3/15).
- Set **career-highs** with **four pass breakups** and **four passes defended** vs. NC State (10/9/15).
- Set a career-high with five tackles vs. Duke (10/24/15).
- Tied his **career-high of five tackles** with a pass breakup and a pass defended vs. North Carolina (11/21/15).



TACKLES							SACKS		PASS DEFENSE		
SEASON	GP	GS	UA	A	TTL	TFL-YDS	NO-YDS	INT	BU	PD	
2016	0	0	0	0	0	0	0	0	0	0	

- Will back up Brandon Facyson at cornerback entering week one.
- Rated a three-star recruit by 247Sports, Scout and Rivals.
- Scout ranked him No. 2 by position in the state of New Jersey, while Rivals had him ranked the No. 21 overall athlete in the state and 247Sports has him No. 28.
- As a quarterback, threw for 1,569 yards and 13 touchdowns his senior season (to only six interceptions) and ran for 262 yards and four scores.
- On defense, had 16 tackles, five interceptions and four pass break-ups.





SEASON	TACKLES						SACKS		PASS DEFENSE		
	GP	GS	UA	A	TTL	TFL-YDS	NO-YDS	INT	BU	PD	
2013	12	2	8	14	22	0.0-0	0.0-0	0	0	0	
2014	13	11	50	23	73	8.5-21	1.5-9	1	11	12	
2015	13	13	65	42	107	3.0-10	1.0-8	1	8	9	
2016	0	0	0	0	0	0	0	0	0	0	
<b>Career</b>	<b>38</b>	<b>26</b>	<b>123</b>	<b>79</b>	<b>202</b>	<b>11.5-31</b>	<b>2.5-17</b>	<b>2</b>	<b>19</b>	<b>21</b>	

- Made seven tackles with two pass breakups and two passes defended in the Independence Bowl vs. Tulsa (12/26/15).
- Had nine tackles with a half tackle for loss vs. Ohio State (9/7/15).
- Registered a **career-high of 13 tackles** vs. Furman (9/12/15).
- Returned a fumble 20 yards for a touchdown at Purdue (9/19/15).
- Made six tackles with a **career-high three passes defended** at Boston College (10/31/15).
- Tallied 10 tackles with .5 tackle for loss and one pass breakup vs. North Carolina (11/21/15).



SEASON	TACKLES						SACKS		PASS DEFENSE		
	GP	GS	UA	A	TTL	TFL-YDS	NO-YDS	INT	BU	PD	
2015	13	8	16	18	34	1.5-2	0.0-0	0	7	7	
2016	0	0	0	0	0	0	0	0	0	0	
<b>Career</b>	<b>13</b>	<b>8</b>	<b>16</b>	<b>18</b>	<b>34</b>	<b>1.5-2</b>	<b>0.0-0</b>	<b>0</b>	<b>7</b>	<b>7</b>	

- Was in on 558 plays, logging 400 as rover and 158 on special teams during the regular season.
- Made collegiate debut vs. Ohio State (9/7/15).
- Recorded first blocked kick and solo tackle at Purdue (9/19/15).
- Recovered a fumble and posted five tackles in his first collegiate start vs. Pittsburgh (10/3/15).
- Had a **career-high seven tackles** with 1.0 tackle for loss vs. NC State (10/9/15).
- Notched one tackle with three passes defended at Boston College (10/31/15).
- Posted six tackles, a half tackle for loss and two passes defended vs. North Carolina (11/21/15).
- Had one tackle and two passes defended in the Independence Bowl vs. Tulsa (12/26/15).



SEASON	TACKLES						SACKS		PASS DEFENSE		
	GP	GS	UA	A	TTL	TFL-YDS	NO-YDS	INT	BU	PD	
2013	13	0	5	3	8	0.0-0	0.0-0	0	1	1	
2014	9	1	1	3	4	0.0-0	0.0-0	0	0	0	
2015	11	0	5	3	8	0.0-0	0.0-0	0	0	0	
2016	0	0	0	0	0	0	0	0	0	0	
<b>Career</b>	<b>33</b>	<b>1</b>	<b>11</b>	<b>9</b>	<b>20</b>	<b>0.0-0</b>	<b>0.0-0</b>	<b>0</b>	<b>1</b>	<b>1</b>	

- Logged 68 plays, including 39 on special teams and 29 as free safety last season.
- Had 14 kick returns for 363 yards.
- Had two kickoff returns for 75 total yards including a 39-yard return in the Independence Bowl vs. Tulsa (12/26/15).
- Recorded a **career-high five tackles** vs. Furman (9/12/15).
- Returned a kickoff for a **career-long 82 yards** with two additional returns at Purdue (9/19/15).
- Had three kickoff returns for 58 yards with a long of 24 at Miami (10/17/15).
- Had a 41-yard kickoff return at Virginia (11/28/15).



SEASON	TACKLES						SACKS		PASS DEFENSE		
	GP	GS	UA	A	TTL	TFL-YDS	NO-YDS	INT	BU	PD	
2014	12	0	2	2	4	0.0-0	0.0-0	0	0	0	
2015	6	0	1	0	1	0.0-0	0.0-0	0	0	0	
2016	0	0	0	0	0	0	0	0	0	0	
<b>Career</b>	<b>18</b>	<b>0</b>	<b>3</b>	<b>2</b>	<b>5</b>	<b>0.0-0</b>	<b>0.0-0</b>	<b>0</b>	<b>0</b>	<b>0</b>	

- Logged 31 plays, seven on offense and 24 on special teams.
- Recorded a tackle vs. NC State (10/9/15).
- Father, Myron, played football at Virginia Tech.
- Cousin of former Hokie player Tyrel Wilson.
- Majoring in residential environments and design.



SEASON	TACKLES						SACKS		PASS DEFENSE				
	GP	GS	UA	A	TTL	TFL-YDS	NO-YDS	INT	BU	PD	QBH		
2013	11	0	1	2	3	0.0-0	0.0-0	0	0	0	0		
2014	13	13	26	27	53	14.5-83	9.5-72	0	1	1	19		
2015	13	13	18	21	39	9.5-38	4.5-18	0	3	3	6		
2016	0	0	0	0	0	0	0	0	0	0	0		
<b>Career</b>	<b>37</b>	<b>26</b>	<b>45</b>	<b>50</b>	<b>95</b>	<b>24.0-121</b>	<b>14.0-90</b>	<b>0</b>	<b>4</b>	<b>4</b>	<b>25</b>		

- **2014 Third Team All-ACC (ACSMA)**
- Had two tackles and a sack in the Independence Bowl vs. Tulsa (12/26/15).
- Posted a **career-high nine tackles** with 2.5 tackles for loss, 1.5 sacks and one pass defended vs. NC State (10/9/15).
- Posted four tackles with one pass breakup and pass defended each vs. Furman (9/12/15).
- Forced one fumble and made two tackles, including 1.5 tackles for loss at East Carolina (9/26/15).
- Notched five tackles with 1.0 sack, 2.0 tackles for loss at Georgia Tech (11/12/15).
- Forced a fumble with three tackles and 1.5 tackles for loss at Virginia (11/28/15).
- Tallied a **career-high three sacks** vs. North Carolina (10/4/14).
- **Career-high 3.5 tackles for loss** came vs. East Carolina (9/13/14)



**KEN EKANEM**  
DE | R-SR  
4 | 6'3 | 260  
CENTREVILLE, VA

SEASON	TACKLES						SACKS		PASS DEFENSE				
	GP	GS	UA	A	TTL	TFL-YDS	NO-YDS	INT	BU	PD	QBH		
2014	0	0	0	0	0	0	0	0	0	0	0		
2015	12	1	4	8	12	2.5-9	1.0-5	0	0	0	0		
2016	0	0	0	0	0	0	0	0	0	0	0		
<b>Career</b>	<b>12</b>	<b>1</b>	<b>4</b>	<b>8</b>	<b>12</b>	<b>2.5-9</b>	<b>1.0-5</b>	<b>0</b>	<b>0</b>	<b>0</b>	<b>0</b>		

- **Career-high three tackles** and first career sack came in the Independence Bowl vs. Tulsa (12/26/15).
- Made two tackles vs. Ohio State (9/7/15) and Furman (9/12/15).
- Blocked a kick versus Pittsburgh (10/3/15).
- Had two tackles with 0.5 tackles for loss at Miami (10/17/15).
- Collected two tackles with 1.0 tackles for loss and a forced fumble vs. North Carolina (11/21/15).
- Made first collegiate start at Virginia (11/28/15).
- His older brother, Anthony, was a starting center for Virginia's football team



**VINNY MIHOTA**  
DL | R-SO  
99 | 6'5 | 264  
FREDERICKSBURG, VA

SEASON	TACKLES						SACKS		PASS DEFENSE				
	GP	GS	UA	A	TTL	TFL-YDS	NO-YDS	INT	BU	PD	QBH		
2016	0	0	0	0	0	0	0	0	0	0	0		

- Spent last season redshirting.
- Listed as the No. 21 weakside defensive end in the nation and the No. 17 prospect in the state by Rivals.
- Ranked as the No. 231 prospect in the country, the No. 4 weakside defensive end in the country and the No. 12 player in his state by 247Sports.
- Was listed as the No. 46 defensive end in the country and the No. 8 defensive end in the East by Scout.
- Ranked as the No. 30 defensive end in the country, the No. 39 player in his region and the No. 13 player in the state by ESPN Recruiting Nation.



**TREVON HILL**  
DE | R-FR  
94 | 6'3 | 240  
VIRGINIA BEACH, VA

SEASON	TACKLES						SACKS		PASS DEFENSE				
	GP	GS	UA	A	TTL	TFL-YDS	NO-YDS	INT	BU	PD	QBH		
2014	13	0	3	2	5	0.0-0	0.0-0	0	0	0	0		
2015	11	0	0	4	4	0.0-0	0.0-0	0	0	0	0		
2016	0	0	0	0	0	0	0	0	0	0	0		
<b>Career</b>	<b>24</b>	<b>0</b>	<b>3</b>	<b>6</b>	<b>9</b>	<b>0.0-0</b>	<b>0.0-0</b>	<b>0</b>	<b>0</b>	<b>0</b>	<b>0</b>		

- Appeared in 11 games as a redshirt sophomore.
- Logged 153 total plays, including 83 as defensive end and 69 on special teams.
- Recorded first tackle of the season vs. Furman (9/12/15).
- Tied a career high two tackles vs. NC State (10/9/15).
- Made one tackle vs. Duke (10/24/15).



**SETH DOOLEY**  
DE | R-JR  
43 | 6'5 | 252  
SALEM, VA



SEASON	TACKLES						SACKS		PASS DEFENSE		
	GP	GS	UA	A	TTL	TFL-YDS	NO-YDS	INT	BU	PD	
2015	13	2	20	10	30	4.0-17	0.0-0	0	1	1	
2016	0	0	0	0	0	0	0	0	0	0	
<b>Career</b>	<b>13</b>	<b>2</b>	<b>20</b>	<b>10</b>	<b>30</b>	<b>4.0-17</b>	<b>0.0-0</b>	<b>0</b>	<b>1</b>	<b>1</b>	

- Had two tackles and recovered a fumble in his collegiate debut vs. Ohio State (9/7/15).
- Collected four tackles with 1.0 tackle for loss and one fumble recovery at East Carolina (9/26/15).
- Had a **career-best 2.0 tackles for loss** vs. NC State (10/9/15).
- Broke up and defended one pass each with two tackles at Miami (10/17/15).
- Had eight tackles and a TFL vs. Duke (10/24/15).
- Made a **career-high nine tackles** in the Independence Bowl vs. Tulsa (12/26/15).



**MOOK REYNOLDS**  
FS | SOPH  
6 | 6'0 | 183  
GREENSBORO, NC

SEASON	TACKLES						SACKS		PASS DEFENSE		
	GP	GS	UA	A	TTL	TFL-YDS	NO-YDS	INT	BU	PD	
2014	6	0	1	2	3	0.0-0	0.0-0	0	0	0	
2015	13	5	16	13	29	0.5-1	0.0-0	0	2	2	
2016	0	0	0	0	0	0	0	0	0	0	
<b>Career</b>	<b>19</b>	<b>5</b>	<b>17</b>	<b>15</b>	<b>32</b>	<b>0.5-1</b>	<b>0.0-0</b>	<b>0</b>	<b>2</b>	<b>2</b>	

- Started and had seven tackles in the Independence Bowl vs. Tulsa (12/26/15).
- Recovered a fumble against Ohio State (9/7/15).
- Tallied three tackles in his first collegiate start at Boston College (10/31/15).
- Collected four tackles and a pass defended after starting at Georgia Tech (11/12/15).
- Recorded a **career-high eight tackles** and one fumble recovery vs. North Carolina (11/21/15).
- Was in on his first-career tackle for loss at Virginia (11/28/15).



**ANTHONY SHEGOG**  
LB | R-JR  
24 | 6'2 | 213  
STAFFORD, VA

SEASON	TACKLES						SACKS		PASS DEFENSE		
	GP	GS	UA	A	TTL	TFL-YDS	NO-YDS	INT	BU	PD	
2014	12	4	27	27	54	4.0-11	2.0-8	0	0	0	
2015	11	11	41	32	73	11.5-49	4.0-39	1	3	4	
2016	0	0	0	0	0	0	0	0	0	0	
<b>Career</b>	<b>23</b>	<b>15</b>	<b>68</b>	<b>59</b>	<b>127</b>	<b>15.5-60</b>	<b>6.0-47</b>	<b>1</b>	<b>3</b>	<b>4</b>	

- Had seven tackles, 1.5 tackles for loss, a sack and a pass defended in the Independence Bowl vs. Tulsa (12/26/15).
- Had a **season-high of 12 tackles, tying a career high 2.5 tackles for loss** at Georgia Tech (11/12/15).
- Had four tackles and an 18-yard interception returned for a touchdown vs. Furman (9/12/15).
- Tallied seven tackles with 1.0 sack, forcing two fumbles vs. Pittsburgh (10/3/15).
- Logged 10 tackles with 1.0 tackles for loss and two passes defended at Miami (10/17/15).
- Posted seven tackles, including 2.0 tackles for loss and 1.0 sack, and recovered a fumble for 34 yards at Boston College (10/31/15).
- Tallied eight tackles and 2.0 tackles for loss vs. North Carolina (11/21/15).
- **Career-high two sacks** came at Wake Forest (11/22/14).
- Had a **career-best 14 tackles** vs. Boston College (11/1/14).



**ANDREW MOTUAPUAKA**  
LB | R-JR  
54 | 6'0 | 233  
VIRGINIA BEACH, VA

SEASON	TACKLES						SACKS		PASS DEFENSE		
	GP	GS	UA	A	TTL	TFL-YDS	NO-YDS	INT	BU	PD	
2014	2	0	1	1	2	0.0-0	0.0-0	0	0	0	
2015	4	2	7	6	13	3.5-11	1.0-8	1	0	1	
2016	0	0	0	0	0	0	0	0	0	0	
<b>Career</b>	<b>6</b>	<b>2</b>	<b>8</b>	<b>7</b>	<b>15</b>	<b>3.5-11</b>	<b>1.0-8</b>	<b>1</b>	<b>0</b>	<b>1</b>	

- Last season, collected two tackles vs. Furman (9/12/15).
- Made one tackle, defended one pass and recorded his first-career interception at Purdue (9/19/15).
- Set **career-highs** with **10 tackles** and **3.5 tackles for loss** at East Carolina (9/26/15).



**SEAN HUELSKAMP**  
LB | R-JR  
56 | 6'1 | 222  
CENTREVILLE, VA

SEASON	TACKLES						SACKS		PASS DEFENSE			
	GP	GS	UA	A	TTL	TFL-YDS	NO-YDS	INT	BU	PD		
2015	13	2	6	5	11	2.5-7	0.0-0	0	0	0		
2016	0	0	0	0	0	0	0	0	0	0		
<b>Career</b>	<b>13</b>	<b>2</b>	<b>6</b>	<b>5</b>	<b>11</b>	<b>2.5-7</b>	<b>0.0-0</b>	<b>0</b>	<b>0</b>	<b>0</b>		

- Collegiate debut came vs. Ohio State (9/7/15).
- Set **career-highs** with **five tackles** and **2.5 tackles for loss** in the Independence Bowl vs. Tulsa (12/26/15).
- Recorded first collegiate tackle at Purdue (9/19/15).
- Made first collegiate start at Georgia Tech (11/12/15).

SEASON	TACKLES						SACKS		PASS DEFENSE			
	GP	GS	UA	A	TTL	TFL-YDS	NO-YDS	INT	BU	PD	QBH	
2014	13	0	0	2	2	0.0-0	0.0-0	0	0	0	0	
2015	12	0	0	1	1	0.0-0	0.0-0	0	0	0	0	
2016	0	0	0	0	0	0	0	0	0	0	0	
<b>Career</b>	<b>25</b>	<b>0</b>	<b>0</b>	<b>3</b>	<b>3</b>	<b>0.0-0</b>	<b>0.0-0</b>	<b>0</b>	<b>0</b>	<b>0</b>	<b>0</b>	

- Played on special teams in 12 of Tech's 13 games in 2015.
- Majoring in creative writing.



**TREMAINE EDMUNDS**  
LB | SOPH  
49 | 6'5 | 236  
DANVILLE, VA



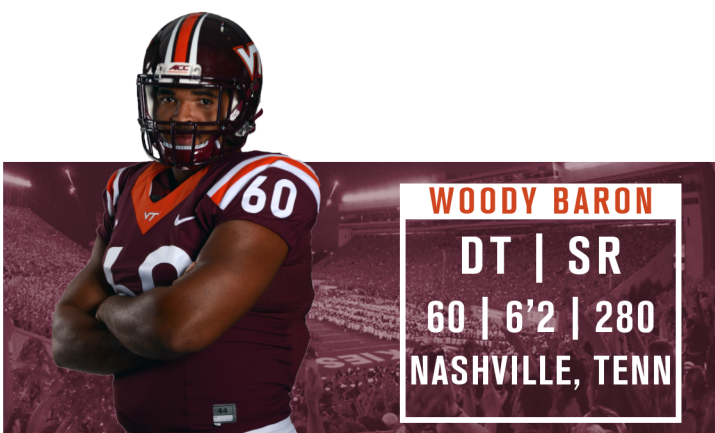
**JAMIEON MOSS**  
LB | R-JR  
50 | 6'1 | 229  
LIZABETH CITY, NC

SEASON	TACKLES						SACKS		PASS DEFENSE			
	GP	GS	UA	A	TTL	TFL-YDS	NO-YDS	INT	BU	PD	QBH	
2013	13	0	4	4	8	0.0-0	0.0-0	0	0	0	4	
2014	12	2	1	6	7	1.0-1	0.5-1	0	0	0	2	
2015	13	5	16	12	28	8.0-31	3.0-22	0	0	0	1	
2016	0	0	0	0	0	0	0	0	0	0	0	
<b>Career</b>	<b>38</b>	<b>7</b>	<b>21</b>	<b>22</b>	<b>43</b>	<b>9.0-32</b>	<b>3.5-23</b>	<b>0</b>	<b>0</b>	<b>0</b>	<b>7</b>	

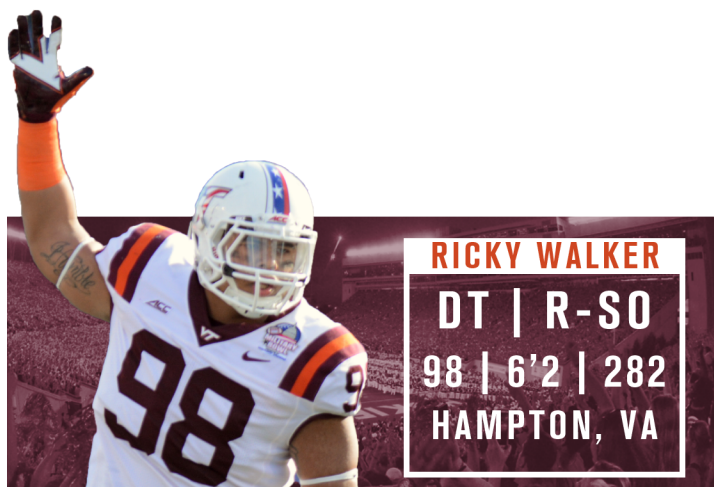
- Made three tackles with his first career sack at Purdue (9/19/15).
- Set a **career-high** with **2.5 tackles for loss** vs. Furman (9/12/15).
- Recorded a **career-high five tackles** with 1.0 tackle for loss at Georgia Tech (11/12/15).
- Made four tackles with 1.5 tackles for loss and his third sack of the season vs. NC State (10/9/15).
- Forced a fumble with four tackles at Miami (10/17/15).
- Recovered a fumble vs. North Carolina (11/21/15).

SEASON	TACKLES						SACKS		PASS DEFENSE			
	GP	GS	UA	A	TTL	TFL-YDS	NO-YDS	INT	BU	PD	QBH	
2014	11	0	1	8	9	1.0-5	0.0-0	0	0	0	0	
2015	0	0	0	0	0	0	0	0	0	0	0	
2016	0	0	0	0	0	0	0	0	0	0	0	
<b>Career</b>	<b>11</b>	<b>0</b>	<b>1</b>	<b>8</b>	<b>9</b>	<b>1.0-5</b>	<b>0.0-0</b>	<b>0</b>	<b>0</b>	<b>0</b>	<b>0</b>	

- Redshirted last season
- Played in 11 games as a true freshman.
- Logged 160 plays, 99 coming on defense and 61 on special teams in 2014.
- **Career-high three tackles** came vs. Virginia (11/28/14).



**WOODY BARON**  
DT | SR  
60 | 6'2 | 280  
NASHVILLE, TENN



**RICKY WALKER**  
DT | R-SO  
98 | 6'2 | 282  
HAMPTON, VA



SEASON	TACKLES						SACKS		PASS DEFENSE				
	GP	GS	UA	A	TTL	TFL-YDS	NO-YDS	INT	BU	PD	QBH		
2013	13	0	7	7	14	7.0-23	2.0-9	0	0	0	4		
2014	13	10	15	19	34	9.5-46	4.5-31	0	0	0	10		
2015	13	0	5	3	8	1.5-2	0.0-0	0	1	1	0		
2016	0	0	0	0	0	0	0	0	0	0	0		
<b>Career</b>	<b>39</b>	<b>10</b>	<b>27</b>	<b>29</b>	<b>56</b>	<b>18.0-71</b>	<b>6.5-40</b>	<b>0</b>	<b>1</b>	<b>1</b>	<b>14</b>		

- **2014 Honorable Mention All-ACC (ACSMA)**
- Logged one pass breakup and defended a pass vs. Furman (9/12/15).
- Recorded a *season-high three tackles* with 1.0 tackle for loss at Georgia Tech (11/12/15).
- Registered a career-high two sacks at Wake Forest (11/22/14).
- Last matched his career-high of five tackles vs. Virginia (11/28/15)

SEASON	TACKLES						SACKS		PASS DEFENSE				
	GP	GS	UA	A	TTL	TFL-YDS	NO-YDS	INT	BU	PD	QBH		
2016	0	0	0	0	0	0	0	0	0	0	0		

- Spent last season redshirting.
- Now weighs in at 328 pounds after dropping a significant amount of weight in the offseason.
- Ranked as the No. 19 overall player in the country, the No. 4 defensive tackle in the country, the No. 2 player in his region and the No. 2 player in the state by ESPN Recruiting Nation.
- Rated as the No. 39 overall player in the country by PrepStar.
- Listed as the No. 174 player nationally, the No. 17 defensive tackle in the country and the No. 10 prospect in Virginia by Rivals.



# THE LAST TIME

## TEAM

Scored 90+ points	99, vs. Emory & Henry, 1919
Scored 80-89 points	86, vs. Roanoke College, 1905
Scored 70-79 points	77, vs. Akron, 1995
Scored 60-69 points	66, vs. Appalachian State, 2011
Scored 50-59 points	55, vs. Tulsa, 2015
Scored 40-49 points	43, at Duke (4OT), 2015
Back-to-back 40+ games	vs. Furman (45), at Purdue (51), 2015
Three straight 40+ games	at NCSU (41), vs. CMU (45), vs. WF (52), 2010
Four straight 40+ games	NCSU (41), CMU (45), WF (52), Duke (44), 2010
Rushed for 500+ yards	500, at Pittsburgh, 1993
Rushed for 400-499 yards	444, vs. Marshall, 2009
Rushed for 300-399 yards	308, vs. Western Michigan, 2014
Rushed for 200-299 yards	254, vs. Tulsa, 2015
Passed for 500+ yards	504, at Syracuse, 2002
Passed for 400-499 yards	408, at Wake Forest, 1972
Passed for 300-399 yards	344 vs. Tulsa, 2015
Passed for 200-299 yards	273, vs. UNC, 2015
Rushed/Passed for 200+ yards	at Purdue 2015
	238 rush, 233 pass
Had 600+ yards in total offense	605, vs. Wake Forest, 2010
Had 500-599 yards in total offense	598, vs. Tulsa, 2015
Scored on first offensive play	vs. Appalachian State, 2011
	David Wilson 20-yard run
Won on final offensive play	vs. Virginia, 2012
	Cody Journell 29 yd FG
Lost on final offensive play	UNC, 2015
	Quinshad Davis 5-yd pass from Marquise Williams (OT)
Won in overtime	29-21, vs. Marshall, 2013
Lost in overtime	30-27 (OT), vs. UNC, 2015
Recorded a safety	vs. Western Michigan, 2014
Recorded two defensive TDs	at Boston College, 2008
Zero punts in a game	vs. James Madison, 2010
Zero sacks allowed in a game	vs. Furman, 2015
Recorded a shutout	vs. Bowling Green, 2012
Held opp. to 0 yards or less rushing	-15, vs. Florida State, 2012
Blocked two kicks in a game	vs. Marshall, 2013
Scored special teams TD	vs. Tulsa, 2015
Scored defensive & special teams TD	at Purdue, 2015
Played an overtime game	vs. Duke [4 OT], 2015

## INDIVIDUAL

Rushed for 200+ yards	253, Darren Evans, vs. Maryland, 2008
Rushed for 150-199 yards	157, J.C. Coleman, vs. Cincinnati, 2014
Two players rushed for 100 yards	NC State, 2010
	(Darren Evans, 160 yds. & Tyrod Taylor, 121 yds.)
Three players rushed for 100 yards	at South Carolina, 1974
	Phil Rogers (120), Roscoe Coles (111) & George Heath (104)
Had 40+ carries	42, Cyrus Lawrence, vs. Memphis St., 1981
Had 30-39 carries	33, Travon McMillian, at BC, 2015
Had 20-29 carries	21, Travon McMillian, UNC, 2015
Had two players with 20+ carries	Logan Thomas (23) & Trey Edmunds (22) vs. Marshall, 2013
Rushed for 6 TDs	Tommy Francisco, vs. VMI, 1966
Rushed for 5 TDs	Lee Suggs, at UCF, 2000
Rushed for 4 TDs	Trey Edmunds, at Miami, 2013
Rushed for 3 TDs	David Wilson, vs. Appalachian State, 2011
Rushed for 2 TDs	Travon McMillian, vs. Tulsa, 2015
Passed for 500+ yards	504, Bryan Randall, at Syracuse, 2002
Passed for 300-499 yards	344, Michael Brewer, vs. Tulsa, 2015
Passed for 200-299 yards	270, Michael Brewer, vs. Duke (4OT), 2015
Two QBs each pass for 100+ yards	vs. Appalachian State, 2011
	(Logan Thomas, 149 yds. & Mark Leal, 113 yds.)

Passed for 5 TDs	Bryan Randall, at Syracuse, 2002
Passed for 4 TDs	Bryan Randall, vs. Florida A&M, 2004
Passed for 3 TDs	Michael Brewer, vs. Duke (4 OT), 2015
Passed for 2 TDs	Michael Brewer, at UVA, 2015
Two QBs with 2 TD passes apiece	Logan Thomas and Mark Leal vs. Appalachian State, 2011
Had 50+ pass attempts	56, Michael Brewer, vs. East Carolina, 2014
Had 40-49 pass attempts	45, Michael Brewer, vs. Duke (4 OT), 2015
Had 30-39 pass attempts	37, Michael Brewer, vs. Tulsa, 2015
Had 20-29 pass attempts	29, Michael Brewer at UVA, 2015
Had 30+ pass completions	31, Michael Brewer, vs. Boston College, 2014
Had 20-29 pass comps	23, Michael Brewer, vs. Tulsa, 2015
QB rush/pass for 100 yards	Logan Thomas, at Miami, 2012
	(124 rush, 199 pass)
Had 10+ receptions	12, Isaiah Ford, vs. Tulsa, 2015
Had 250+ yards receiving	279, Ernest Wilford, at Syracuse, 2002
Had 200-249 yards receiving	227, Isaiah Ford, vs. Tulsa, 2015
Had 100+ yards receiving	121, Isaiah Ford, at UVA, 2015
Two players with 100+ receiving	at Miami, 2013
	Joshua Stanford (107) & Willie Byrn (103)
Had 4 TD receptions	Ernest Wilford at Syracuse, 2002
Had 3 TD receptions	Bucky Hodges, vs. Duke (4 OT), 2015
Had 2 TD receptions	Bucky Hodges, at Purdue, 2015
Intercepted 3 passes	Kendall Fuller, vs. Duke, 2013
Intercepted 2 passes	Brandon Facyson, at East Carolina, 2013
Returned a KO for TD	Demitri Knowles, at UNC, 2012
Returned punt for TD	Greg Stroman, vs. Tulsa, 2015
Returned an INT for TD	Andrew Motuapuaka, vs. Furman, 2015
Returned a fumble for TD	Andrew Motuapuaka at BC, 2015
Returned blocked punt for TD	Adonis Alexander, at Purdue, 2015
Returned blocked FG for TD	D.J. Parker, vs. GT, 2005
Returned blocked PAT for 2 pts	Stephan Virgil, vs. ECU, 2008
Blocked an extra point	Dadi Nicolas, vs. Miami, 2014
Blocked a FG	Vinny Mihota, vs. Pittsburgh, 2015
Blocked a punt	Terrell Edmunds, vs. Purdue, 2015
Scored a def. and special teams TD in a game	DeAngelo Hall vs. Arkansas St., 2002 (49-yd. INT & 69-yd. PR)
Returned two punts for TDs	DeAngelo Hall vs. Syracuse, 2003 (58 & 60 yds.)
Successful 2-point conversion	vs. Duke (4 OT), 2015
	Travon McMillian, rush
Made 6 FGs	Mickey Thomas, vs. Vanderbilt, 1989
Made 5 FGs	Chris Kinzer, vs. Vanderbilt, 1986
Made 4 FGs	Joey Slye, atBC, 2015
Made 3 FGs	Joey Slye, at UVA, 2015
Kicked a 60+ FG	61, Wayne Latimer, vs. Florida St., 1975
Kicked a 50-59 FG	56, Cody Journell, at Boston College, 2013
Kicked a 40-49 FG	Joey Slye, vs. Tulsa, 2015
Kicked two 40+ yards FGs in one game	Joey Slye, at UVA, 2015
Kicked a 70+ punt	75, Michael Branthover, at Duke, 2011
Kicked a 60-69 punt	60, A.J. Hughes, vs. Boston College, 2014





# THE LAST TIME – OPPONENT

## TEAM

Scored 70+ points	77, Alabama, 1973
Scored 60-69 points	66, Washington & Lee, 1951
Scored 50-59 points	52, Tulsa, 2015
Scored 40-49 points	45, Duke (4 OT), 2015

Rushed for 500+ yards	748, Alabama, 1973
Rushed for 400-499 yards	461, Alabama, 1972
Rushed for 300-399 yards	360, No. 1 Ohio State, 2015
Rushed for 200-299 yards	262 at UVA, 2015
Had 50-99 yards rushing	74, Wake Forest, 2014
Had FEWER than 50 yards rushing	38, Virginia, 2014

Passed for 500+ yards	NEVER
Passed for 400-499 yards	427, East Carolina, 2014
Passed for 350-399 yards	374, Miami, 2015
Had 50-99 yards passing	97, at GT, 2014
Had FEWER than 50 yards passing	20, Duke, 2008

Had 800+ yards in total offense	833, Alabama, 1973
Had 700-799 yards in total offense	NEVER
Had 600-699 yards in total offense	604, Syracuse, 2002
Had 500-599 yards in total offense	563, vs. Tulsa, 2015

Recorded a safety	Boston College [2], 2008
Recorded a defensive TD	at GT, 2015
Shut out Tech	Cincinnati, 1995
Blocked two kicks in a game	Duke, 2006
Scored a special teams TD	Alabama, 2013
Scored defensive & special teams TD	Alabama, 2013

## INDIVIDUAL

Rushed for 200+ yards	249, Duke Johnson, Miami, 2014
Rushed for 150-199 yards	169, James Summers, East Carolina, 2015
Rushed for 100-149 yards	105, D'Angelo Brewer, Tulsa, 2015
Two players rushed for 100 yards	Miami, 2014
	Duke Johnson (249) & Gus Edwards (115)

Three players rushed for 100 yards	NEVER
Had 40+ carries	44, Paul Palmer, Temple, 1986
Had 35-39 carries	38, Derrick Knight, Boston College, 2003
Rushed for 6 TDs	Willis McGahee, Miami, 2002
Rushed for 5 TDs	NEVER
Rushed for 4 TDs	Chris Brantley, Rutgers, 1992
Rushed for 3 TDs	Tevin Washington, Georgia Tech, 2011
Rushed for 2 TDs	D'Angelo Brewer, Tulsa, 2015

Passed for 500+ yards	NEVER
Passed for 400-499 yards	427, Shane Carden, East Carolina, 2014
Passed for 300-399 yards	374, Dane Evans, Tulsa, 2015
Passed for 5 TDs	NEVER
Passed for 4 TDs	Thomas Sirk, Duke (4 OT), 2011
Passed for 3 TDs	Dane Evans, Tulsa, 2015
Had 50+ pass attempts	52, Matt Ryan, Boston College, 2007
Had 40-49 pass attempts	44, Dane Evans, Tulsa, 2015
Had 30-39 pass attempts	38, Matt Johns, UVA, 2015
Had 30+ pass completions	30, Dominique Davis, ECU, 2010
Had 20-29 pass comps	23, Shane Carden, East Carolina, 2014
QB rush/pass for 100 yards	Thomas Sirk, Duke (4 OT), 2015
	270 yds passing, 109 yds rushing

Had 11+ receptions	11, Josh Atkins, Tulsa, 2015
Had 250+ yards receiving	NEVER

Had 200-249 yards receiving	224, Cam Worthy, East Carolina, 2014
Had 100+ yards receiving	Two players, Cincinnati, 2014
Two players w/100+ yards receiving	Tulsa, 2015
	Josh Atkinson, 139 & Keyarris Garrett, 137

Had 4 TD receptions	Chris Brantley, Rutgers, 1992
Had 3 TD receptions	Coby Fleener, Stanford, 2011
Had 2 TD receptions	Max McCaffrey, Duke (4 OT), 2015

Intercepted 3 passes	Aaron Beasley, West Virginia, 1994
Intercepted 2 passes	Arti Burns, Miami, 2015

Returned a KO for TD	Christion Jones, Alabama, 2013
Returned punt for TD	William Likely, Maryland, 2013
Returned an INT for TD	David Dean, Virginia, 2014
Returned/recovered a fumble for TD	Ezechukwu, Purdue, 2015
Returned blocked punt for TD	T.J. Lee, East Carolina, 2008
Returned blocked FG for TD	NEVER
Returned blocked PAT for 2 pts	Nigel Bradham, FSU, 2010
Blocked an extra point	Richard Ash, Western Michigan, 2014
Blocked a FG	Connor Wujciak, Boston College, 2014
Blocked a punt	Gabriel Terry, Miami, 2012
2-point conversion	Florida State, 2012
	Nick O'Leary pass from E.J. Manuel

Made 6 FGs	NEVER
Made 5 FGs	Alex Henery, Nebraska, 2009
Made 4 FGs	Will Snyderwine, Duke, 2009
Made 3 FGs	Ross Martin, Duke (4 OT), 2015
Kicked a 60+ FG	NEVER
Kicked a 50-59 FG	53, Ross Martin, Duke, 2013
Kicked two 50+ FGs	51 & 53, Ross Martin, Duke, 2013
Kicked a 40-49 FG	42 & 42, Ian Frye, UVA, 2015

Kicked a 70+ punt	76, Alex Henery, Nebraska, 2009
Kicked a 60-69 punt	60, Alexander Kinal, Wake Forest, 2014

## TURNOVERS

### THE LAST TIME TECH...

Lost two fumbles	Virginia, 2014
Lost three fumbles	Miami, 2014
Lost four fumbles	Miami, 2005
Lost five or more fumbles	5, Kentucky, 1977

Threw three interceptions	@ Miami, Brenden Motley, 2015
Threw four interceptions	vs. Duke, 2013
Threw five interceptions	vs. Virginia, 1994
Threw six or more interceptions	7, vs. Florida St., 1959

### THE LAST TIME AN OPPONENT...

Lost two fumbles	vs. Ohio State, 2015
Lost three fumbles	vs. UNC (OT), 2015
Lost four fumbles	vs. Arkansas St., 2002
Lost five or more fumbles	5, Clemson, 1985

Threw three interceptions	at Ohio State, 2014
Threw four interceptions	vs. Duke, 2013
Threw five interceptions	Georgia Tech, 2007
Threw six or more interceptions	6, Rutgers, 1998

# VIRGINIA TECH FOOTBALL 2015 SEASON - FINAL STATS

RECORD	OVERALL	HOME	AWAY	NEUTRAL
ALL GAMES	7-6	2-4	4-2	1-0
CONFERENCE	4-4	1-3	3-1	0-0
NON-CONFERENCE	3-2	1-1	1-1	1-0

DATE	OPPONENT	LOCATION	TV	SCORE	ATTEND
Sep 07, 2015	(1/1) Ohio State	Blacksburg, Va.	ESPN	L 24-42	65,632
Sep 12, 2015	Furman	Blacksburg, Va.	ESPN3	W 42-3	60,118
Sep 19, 2015	at Purdue	West Lafayette, Ind.	ESPNU	W 51-24	45,759
Sep 26, 2015	at East Carolina	Greenville, N.C.	ABC/ESPN2	L 28-35	50,514
* Oct 03, 2015	Pittsburgh	Blacksburg, Va.	RSN	L 13-17	49,120
* Oct 09, 2015	NC State	Blacksburg, Va.	ESPN	W 28-13	61,183
* Oct 17, 2015	at Miami	Miami Gardens, Fla.	ESPNU	L 20-30	50,787
* Oct 24, 2015	(23/21) Duke	Blacksburg, Va.	ESPNU	L (40T) 43-45	63,257
* Oct 31, 2015	at Boston College	Chestnut Hill, Mass.	ACC NETWORK	W 26-10	28,108
* Nov 12, 2015	at Georgia Tech	Atlanta, Ga.	ESPN	W 23-21	48,522
* Nov 21, 2015	(12/12) North Carolina	Blacksburg, Va.	ESPN	L (OT) 27-30	65,632
* Nov 28, 2015	at Virginia	Charlottesville, Va.	ESPNU	W 23-20	53,777
! Dec 26, 2016	Tulsa	Shreveport, La.	ESPN	W 55-52	31,289

\* - Atlantic Coast Conference Game ! - Independence Bowl Rankings: (AP/Coaches)

RUSHING	GP	ATT	GAIN	LOSS	NET	AVG	TD	LONG	AVG/G
Travon McMillian	13	200	1098	56	1042	5.2	7	63	80.2
Sam Rogers	13	61	271	11	260	4.3	2	29	20.0
Brenden Motley	10	88	367	143	224	2.5	3	22	22.4
J.C. Coleman	12	48	214	4	210	4.4	1	13	17.5
Trey Edmunds	13	47	196	11	185	3.9	3	35	14.2
Dwayne Lawson	5	14	60	5	55	3.9	1	10	11.0
Isaiah Ford	13	7	51	0	51	7.3	0	10	3.9
Shai McKenzie	2	13	51	1	50	3.8	0	11	25.0
Bucky Hodges	13	5	27	0	27	5.4	1	16	2.1
Chris Durkin	4	4	25	0	25	6.2	0	9	6.2
Cam Phillips	13	1	24	0	24	24.0	0	24	1.8
Greg Stroman	13	7	16	4	12	1.7	0	6	0.9
A.J. Hughes	13	1	0	4	-4	-4.0	0	0	-0.3
TEAM	11	12	0	11	-11	-0.9	0	0	-1.0
Michael Brewer	8	37	71	151	-80	-2.2	1	16	-10.0
<b>TOTAL</b>	<b>13</b>	<b>545</b>	<b>2471</b>	<b>401</b>	<b>2070</b>	<b>3.8</b>	<b>19</b>	<b>63</b>	<b>159.2</b>
<b>OPPONENTS</b>	<b>13</b>	<b>514</b>	<b>2713</b>	<b>364</b>	<b>2349</b>	<b>4.6</b>	<b>22</b>	<b>80</b>	<b>180.7</b>

PASSING	GP	EFFC	ATT-CMP-INT	PCT	YDS	TD	LONG	AVG/G
Michael Brewer	8	137.94	126-216-7	58.3	1703	13	75	212.9
Brenden Motley	10	128.85	92-164-7	56.1	1155	11	61	115.5
Dwayne Lawson	5	80.93	3-9-0	33.3	51	0	31	10.2
Isaiah Ford	13	108.80	1-2-0	50.0	14	0	14	1.1
Sam Rogers	13	104.60	1-2-0	50.0	13	0	13	1.0
TEAM	11	0.00	0-1-0	0.0	0	0	0	0.0
<b>TOTAL</b>	<b>13</b>	<b>132.19</b>	<b>223-394-14</b>	<b>56.6</b>	<b>2936</b>	<b>24</b>	<b>75</b>	<b>225.8</b>
<b>OPPONENTS</b>	<b>13</b>	<b>119.25</b>	<b>175-353-10</b>	<b>49.6</b>	<b>2459</b>	<b>18</b>	<b>58</b>	<b>189.2</b>

RECEIVING	GP	NO.	YDS	AVG	TD	LONG	AVG/G
Isaiah Ford	13	75	1164	15.5	11	75	89.5
Cam Phillips	13	49	582	11.9	2	60	44.8
Bucky Hodges	13	40	530	13.2	6	46	40.8
Ryan Malleck	13	21	289	13.8	2	71	22.2
Sam Rogers	13	16	193	12.1	2	51	14.8
Travon McMillian	13	12	64	5.3	1	19	4.9
Kalvin Cline	9	3	38	12.7	0	31	4.2
J.C. Coleman	12	2	21	10.5	0	11	1.8
Michael Brewer	8	1	14	14.0	0	14	1.8
Kevin Asante	11	1	13	13.0	0	13	1.2
Brenden Motley	10	1	13	13.0	0	13	1.3
Trey Edmunds	13	1	8	8.0	0	8	0.6
Demitri Knowles	2	1	7	7.0	0	7	3.5
<b>TOTAL</b>	<b>13</b>	<b>223</b>	<b>2936</b>	<b>13.2</b>	<b>24</b>	<b>75</b>	<b>225.8</b>
<b>OPPONENTS</b>	<b>13</b>	<b>175</b>	<b>2459</b>	<b>14.1</b>	<b>18</b>	<b>58</b>	<b>189.2</b>

TEAM STATISTICS	HOKIES	OPPONENT
SCORING	403	342
Points Per Game	31.0	26.3
Points Off Turnovers	85	65
FIRST DOWNS	261	238
Rushing	118	101
Passing	123	108
Penalty	20	29
RUSHING YARDAGE	2070	2349
Yards gained rushing	2471	2713
Yards lost rushing	401	364
Rushing Attempts	545	514
Average Per Rush	3.8	4.6
Average Per Game	159.2	180.7
TDs Rushing	19	22
PASSING YARDAGE	2936	2459
Comp-Att-Int	223-394-14	175-353-10
Average Per Pass	7.5	7.0
Average Per Catch	13.2	14.1
Average Per Game	225.8	189.2
TDs Passing	24	18
TOTAL OFFENSE	5006	4808
Total Plays	939	867
Average Per Play	5.3	5.5
Average Per Game	385.1	369.8
KICK RETURNS: #-Yards	34-757	25-512
PUNT RETURNS: #-Yards	32-275	19-54
INT RETURNS: #-Yards	10-12	14-110
KICK RETURN AVERAGE	22.3	20.5
PUNT RETURN AVERAGE	8.6	2.8
INT RETURN AVERAGE	1.2	7.9
FUMBLES-LOST	16-7	31-15
PENALTIES-Yards	96-816	95-751
Average Per Game	62.8	57.8
PUNTS-Yards	71-3002	76-3107
Average Per Punt	42.3	40.9
Net punt average	38.7	35.2
KICKOFFS-Yards	76-4807	65-4140
Average Per Kick	63.2	63.7
Net kick average	39.7	40.9
TIME OF POSSESSION/Game	31:27	28:33
3RD-DOWN Conversions	74/193	63/188
3rd-Down Pct	38%	34%
4TH-DOWN Conversions	8/13	10/20
4th-Down Pct	62%	50%
SACKS BY-Yards	26-195	34-254
MISC YARDS	1	24
TOUCHDOWNS SCORED	48	42
FIELD GOALS-ATTEMPTS	23-31	16-22
ON-SIDE KICKS	0-2	0-1
RED-ZONE SCORES	(45-52) 87%	(35-40) 88%
RED-ZONE TOUCHDOWNS	(33-52) 63%	(24-40) 60%
PAT-ATTEMPTS	(44-45) 98%	(38-39) 97%

ATTENDANCE	HOKIES	OPPONENT
TOTAL	364942	277467
Games/Avg Per Game	6/60824	6/46244
Neutral Site Games		1/31289

SCORE BY QUARTERS	1ST	2ND	3RD	4TH	OT	TOTAL
Virginia Tech	85	123	74	99	22	403
Opponents	117	47	77	74	27	342



PUNT RETURNS	NO.	YDS	AVG	TD	LONG
Greg Stroman	31	241	7.8	1	67
Terrell Edmunds	1	19	19.0	0	0
Anthony Shegog	0	15	0.0	1	15
<b>TOTAL</b>	<b>32</b>	<b>275</b>	<b>8.6</b>	<b>2</b>	<b>67</b>
<b>OPPONENTS</b>	<b>19</b>	<b>54</b>	<b>2.8</b>	<b>0</b>	<b>14</b>

INTERCPECTIONS	NO.	YDS	AVG	TD	LONG
Adonis Alexander	4	-4	-1.0	0	0
Greg Stroman	2	-2	-1.0	0	0
Desmond Frye	1	0	0.0	0	0
Andrew Motuapuaka	1	18	18.0	1	18
Chuck Clark	1	0	0.0	0	0
Sean Huelskamp	1	0	0.0	0	0
<b>TOTAL</b>	<b>10</b>	<b>12</b>	<b>1.2</b>	<b>1</b>	<b>18</b>
<b>OPPONENTS</b>	<b>14</b>	<b>110</b>	<b>7.9</b>	<b>1</b>	<b>43</b>

KICK RETURNS	NO.	YDS	AVG	TD	LONG
Der'Woun Greene	16	438	27.4	0	82
J.C. Coleman	9	170	18.9	0	25
Travon McMillian	5	88	17.6	0	24
Kevin Asante	4	61	15.2	0	17
<b>TOTAL</b>	<b>34</b>	<b>757</b>	<b>22.3</b>	<b>0</b>	<b>82</b>
<b>OPPONENTS</b>	<b>25</b>	<b>512</b>	<b>20.5</b>	<b>0</b>	<b>56</b>

FUMBLE RETURNS	NO.	YDS	AVG	TD	LONG
Mook Reynolds	1	17	17.0	0	17
Terrell Edmunds	1	9	9.0	0	9
Chuck Clark	1	20	20.0	1	20
Andrew Motuapuaka	1	34	34.0	1	34
<b>TOTAL</b>	<b>4</b>	<b>80</b>	<b>20.0</b>	<b>2</b>	<b>34</b>
<b>OPPONENTS</b>	<b>2</b>	<b>91</b>	<b>45.5</b>	<b>1</b>	<b>90</b>

FG SEQUENCE	VIRGINIA TECH	OPPONENTS
(1/1) Ohio State	50,(46)	43
Furman	45,39	(49)
at Purdue	(35),53,(42),(46)	(34)
at East Carolina	37	-
Pittsburgh	(43),(48)	(45),(42)
NC State	-	(33),(36)
at Miami	(30),(38)	(24),(49),(21)
(23/21) Duke	(44),67,(37),(40)	29,(41),46,(38),(20)
at Boston College	(47),(38),(32),(32)	43,(29)
at Georgia Tech	(29),40	-
(12/12) North Carolina	46,(32),(41)	(20)
at Virginia	(48),(44),(41)	(42),(42),45
Tulsa	(27),(41)	(29)
Numbers in parentheses indicate field goal was made. Numbers in brackets indicate field goal was blocked.		

PUNTING	NO.	YDS	AVG	LONG	TB	FC	I20	50+	BLKO
A.J. Hughes	70	3002	42.9	60	10	18	23	15	0
TEAM	1	0	0.0	0	0	0	0	0	1
<b>TOTAL</b>	<b>71</b>	<b>3002</b>	<b>42.3</b>	<b>60</b>	<b>10</b>	<b>18</b>	<b>23</b>	<b>15</b>	<b>1</b>
<b>OPPONENTS</b>	<b>76</b>	<b>3107</b>	<b>40.9</b>	<b>69</b>	<b>8</b>	<b>18</b>	<b>20</b>	<b>8</b>	<b>1</b>

KICKOFFS	NO.	YDS	AVG	TB	OB	RETN	NET	YDLN
Joey Slye	74	4707	63.6	51	0	478	40.2	24
Michael Santamaria	2	100	50.0	0	0	34	33.0	32
<b>TOTAL</b>	<b>76</b>	<b>4807</b>	<b>63.2</b>	<b>51</b>	<b>0</b>	<b>512</b>	<b>39.7</b>	<b>25</b>
<b>OPPONENTS</b>	<b>65</b>	<b>4140</b>	<b>63.7</b>	<b>29</b>	<b>2</b>	<b>757</b>	<b>40.9</b>	<b>24</b>

SCORING	TD	FGS	PATs				DXP	SAFETY	POINTS
			KICK	RUSH	RCV	PASS			
Joey Slye	0	23-30	41-42	0-0	0	0-0	0	0	110
Isaiah Ford	11	0-0	0-0	0-0	0	0-0	0	0	66
Travon McMillian	8	0-0	0-0	1-1	0	0-0	0	0	50
Bucky Hodges	7	0-0	0-0	0-0	0	0-0	0	0	42
Sam Rogers	4	0-0	0-0	0-0	0	0-0	0	0	24
Trey Edmunds	3	0-0	0-0	0-0	0	0-0	0	0	18
Brenden Motley	3	0-0	0-0	0-0	0	0-1	0	0	18
Ryan Malleck	2	0-0	0-0	0-0	0	0-0	0	0	12
Cam Phillips	2	0-0	0-0	0-0	0	0-0	0	0	12
Andrew Motuapuaka	2	0-0	0-0	0-0	0	0-0	0	0	12
Chuck Clark	1	0-0	0-0	0-0	0	0-0	0	0	6
Greg Stroman	1	0-0	0-0	0-0	0	0-0	0	0	6
Anthony Shegog	1	0-0	0-0	0-0	0	0-0	0	0	6
Dwayne Lawson	1	0-0	0-0	0-0	0	0-0	0	0	6
Michael Brewer	1	0-0	0-0	0-0	0	0-1	0	0	6
J.C. Coleman	1	0-0	0-0	0-0	0	0-0	0	0	6
Michael Santamaria	0	0-1	3-3	0-0	0	0-0	0	0	3
<b>TOTAL</b>	<b>48</b>	<b>23-31</b>	<b>44-45</b>	<b>1-1</b>	<b>0</b>	<b>0-2</b>	<b>0</b>	<b>0</b>	<b>403</b>
<b>OPPONENTS</b>	<b>42</b>	<b>16-22</b>	<b>38-39</b>	<b>1-1</b>	<b>1</b>	<b>1-1</b>	<b>0</b>	<b>0</b>	<b>342</b>

TOTAL OFFENSE	G	PLAYS	RUSH	PASS	TOTAL	AVG/G
Michael Brewer	8	253	-80	1703	1623	202.9
Brenden Motley	10	252	224	1155	1379	137.9
Travon McMillian	13	200	1042	0	1042	80.2
Sam Rogers	13	63	260	13	273	21.0
J.C. Coleman	12	48	210	0	210	17.5
Trey Edmunds	13	47	185	0	185	14.2
Dwayne Lawson	5	23	55	51	106	21.2
Isaiah Ford	13	9	51	14	65	5.0
Shai McKenzie	2	13	50	0	50	25.0
Bucky Hodges	13	5	27	0	27	2.1
Chris Durkin	4	4	25	0	25	6.2
Cam Phillips	13	1	24	0	24	1.8
Greg Stroman	13	7	12	0	12	0.9
A.J. Hughes	13	1	-4	0	-4	-0.3
TEAM	11	13	-11	0	-11	-1.0
<b>TOTAL</b>	<b>13</b>	<b>939</b>	<b>2070</b>	<b>2936</b>	<b>5006</b>	<b>385.1</b>
<b>OPPONENTS</b>	<b>13</b>	<b>867</b>	<b>2349</b>	<b>2459</b>	<b>4808</b>	<b>369.8</b>

FIELD GOALS	FGM-FGA	PCT	01-19	20-29	30-39	40-49	50-99	LG	BLK
Joey Slye	23-30	76.7	0-0	2-2	8-9	13-16	0-3	48	0
Michael Santamaria	0-1	0.0	0-0	0-0	0-1	0-0	0-0	0	0

ALL PURPOSE	G	RUSH	REC	PR	KOR	IR	TOT	AVG/G
Isaiah Ford	13	51	1164	0	0	0	1215	93.5
Travon McMillian	13	1042	64	0	88	0	1194	91.8
Cam Phillips	13	24	582	0	0	0	606	46.6
Bucky Hodges	13	27	530	0	0	0	557	42.8
Sam Rogers	13	260	193	0	0	0	453	34.8
Der'Woun Greene	11	0	0	0	438	0	438	39.8
J.C. Coleman	12	210	21	0	170	0	401	33.4
Ryan Malleck	13	0	289	0	0	0	289	22.2
Greg Stroman	13	12	0	241	0	-2	251	19.3
Brenden Motley	10	224	13	0	0	0	237	23.7
Trey Edmunds	13	185	8	0	0	0	193	14.8
Kevin Asante	11	0	13	0	61	0	74	6.7
Dwayne Lawson	5	55	0	0	0	0	55	11.0
Shai McKenzie	2	50	0	0	0	0	50	25.0
Kalvin Cline	9	0	38	0	0	0	38	4.2
Chris Durkin	4	25	0	0	0	0	25	6.2
Terrell Edmunds	13	0	0	19	0	0	19	1.5
Andrew Motuapuaka	11	0	0	0	0	18	18	1.6
Anthony Shegog	13	0	0	15	0	0	15	1.2
Demitri Knowles	2	0	7	0	0	0	7	3.5
Adonis Alexander	12	0	0	0	0	-4	-4	-0.3
A.J. Hughes	13	-4	0	0	0	0	-4	-0.3
TEAM	11	-11	0	0	0	0	-11	-1.0
Michael Brewer	8	-80	14	0	0	0	-66	-8.2
<b>TOTAL</b>	<b>13</b>	<b>2070</b>	<b>2936</b>	<b>275</b>	<b>757</b>	<b>12</b>	<b>6050</b>	<b>465.4</b>
<b>OPPONENTS</b>	<b>13</b>	<b>2349</b>	<b>2459</b>	<b>54</b>	<b>512</b>	<b>110</b>	<b>5508</b>	<b>423.7</b>

DEFENSIVE STATISTICS

LEADERS	GP-GS	TACKLES			TFL/YDS	SACKS NO-YARDS	PASS DEF			FUMBLES		BLKD KICK	SAFETY
		SOLO	AST	TOTAL			INT-YDS	BRUP	QBH	RCV-YDS	FF		
19 Chuck Clark	13	65	42	107	3.0-10	1.0-8	1-0	8	.	1-20	.	.	.
40 Deon Clarke	12	43	34	77	10.5-37	3.0-16	.	4	6	1-0	.	.	.
54 Andrew Motuapuaka	11	41	32	73	11.5-49	4.0-39	1-18	3	4	2-34	3	.	.
92 Luther Maddy	13	17	40	57	7.0-27	2.5-19	.	.	3	1-0	1	.	.
36 Adonis Alexander	12	37	18	55	0.5-1	.	4-4	6	.	.	.	.	.
90 Dadi Nicolas	13	21	24	45	7.0-41	2.5-23	.	2	5	2-0	2	.	.
40 Ken Ekanem	13	18	21	39	9.5-38	4.5-18	.	3	6	.	2	.	.
22 Terrell Edmunds	13	16	18	34	1.5-2	.	.	7	.	1-9	.	1	.
31 Brandon Facyson	13	20	11	31	1.0-1	.	.	10	.	.	.	.	.
6 Mook Reynolds	13	20	10	30	4.0-17	.	.	1	1	2-17	.	.	.
24 Anthony Shegog	13	16	13	29	0.5-1	.	.	2	1	2-0	.	.	.
26 Desmond Frye	10	18	10	28	.	.	1-0	1	.	.	1	.	.
60 Woody Baron	13	16	12	28	8.0-31	3.0-22	.	.	1	1-0	2	.	.
37 Ronny Vandyke	13	14	12	26	2.0-2	.	.	.	1	1-0	.	.	.
2 Donovan Riley	13	16	9	25	.	.	.	2	.	1-0	1	.	.
3 Greg Stroman	13	16	8	24	0.5-1	.	2-2	5	.	.	.	.	.
96 Corey Marshall	10	8	9	17	5.5-39	2.5-31	.	.	3	.	2	.	.
56 Sean Huelskamp	6	7	6	13	3.5-11	1.0-8	1-0	.	.	.	.	.	.
99 Vinny Mihota	13	4	8	12	2.5-9	1.0-5	.	.	.	.	1	1	.
49 Tremaine Edmunds	13	6	5	11	2.5-7	.	.	.	.	.	.	.	.
23 Der'Woun Greene	11	5	3	8	.	.	.	.	.	.	1	.	.
95 Nigel Williams	13	5	3	8	1.5-2	.	.	1	.	.	1	.	.
11 Kendall Fuller	3	3	4	7	1.0-6	1.0-6	.	1	.	.	1	.	.
38 Dahman McKinnon	3	2	4	6	1.0-1	.	.	.	.	.	.	.	.
32 Steven Peoples	13	2	3	5	.	.	.	.	.	.	.	.	.
46 Joey Slye	13	2	3	5	.	.	.	.	.	.	.	.	.
43 Seth Dooley	11	.	4	4	.	.	.	.	.	.	.	.	.
17 Jahque Alleyne	12	3	1	4	.	.	.	.	.	.	.	.	.
44 Carson Lydon	11	2	2	4	1.0-3	.	.	.	.	.	.	.	.
88 Ryan Malleck	13	1	1	2	.	.	.	.	.	.	.	.	.
45 Sam Rogers	13	1	1	2	.	.	.	.	.	.	.	.	.
91 Steve Sobczak	6	.	2	2	.	.	.	.	.	.	.	.	.
14 Trey Edmunds	13	2	.	2	.	.	.	.	.	.	.	.	.
1 Isaiah Ford	13	2	.	2	.	.	.	.	.	.	.	.	.
72 Augie Conte	13	1	.	1	.	.	.	.	.	.	.	.	.
59 Eddie D'Antuono	11	.	1	1	.	.	.	.	.	.	.	.	.
33 Jonathan Galante	11	1	.	1	.	.	.	.	.	.	.	.	.
29 Greg Jones	12	1	.	1	.	.	.	.	.	.	.	.	.
77 Wade Hansen	13	1	.	1	.	.	.	.	.	.	.	.	.
15 Joel Caleb	12	.	1	1	.	.	.	.	.	.	.	.	.
18 Raymon Minor	8	1	.	1	.	.	.	.	.	.	.	.	.
20 Deon Newsome	6	1	.	1	.	.	.	.	.	.	.	.	.
50 Erik Banks	2	.	1	1	.	.	.	.	.	.	.	.	.
27 A.J. Hughes	13	.	1	1	.	.	.	.	.	.	.	.	.
9 Brenden Motley	10	1	.	1	.	.	.	.	.	.	.	.	.
4 J.C. Coleman	12	.	1	1	.	.	.	.	.	.	.	.	.
12 Michael Brewer	8	1	.	1	.	.	.	.	.	.	.	.	.
5 Cam Phillips	13	1	.	1	.	.	.	.	.	.	.	.	.
34 Travon McMillian	13	1	.	1	.	.	.	.	.	.	.	.	.
50 Jamieon Moss	12	.	1	1	.	.	.	.	.	.	.	.	.
TOTAL	13	459	379	838	85-336	26-195	10-12	56	31	15-80	18	2	.
OPPONENTS	13	479	536	1015	82.0-382	34-254	14-110	45	24	7-91	10	1	.

RUSHING TACKLES

PLAYER	NO.	PLAYER	NO.
Chuck Clark	74	Steve Sobczak	2
Deon Clarke	65	Carson Lydon	2
Andrew Motuapuaka	56	Raymon Minor	1
Luther Maddy	52	J.C. Coleman	1
Dadi Nicolas	40	TOTALS	568
Adonis Alexander	35		
Ken Ekanem	31		
Woody Baron	23		
Ronny Vandyke	21		
Anthony Shegog	19		
Terrell Edmunds	19		
Desmond Frye	18		
Corey Marshall	14		
Mook Reynolds	13		
Brandon Facyson	13		
Sean Huelskamp	12		
Vinny Mihota	10		
Donovan Riley	10		
Greg Stroman	8		
Tremaine Edmunds	7		
Nigel Williams	7		
Der'Woun Greene	5		
Dahman McKinnon	4		
Seth Dooley	3		
Kendall Fuller	3		

PASSING TACKLES

PLAYER	NO.
Chuck Clark	30
Adonis Alexander	20
Brandon Facyson	18
Mook Reynolds	17
Greg Stroman	16
Donovan Riley	12
Andrew Motuapuaka	10
Terrell Edmunds	9
Desmond Frye	9
Deon Clarke	8
Anthony Shegog	3
Ronny Vandyke	3
Kendall Fuller	3
Der'Woun Greene	1
Luther Maddy	1
Jahque Alleyne	1
Dahman McKinnon	1
TOTALS	162

SPECIAL TEAMS TACKLES

PLAYER	TOTAL	KO	PUNT	PLAYER	TOTAL	KO	PUNT
Anthony Shegog	7	4	3	Greg Jones	1	1	0
Terrell Edmunds	6	5	1	TOTALS	51	34	17
Joey Slye	5	5	0				
Steven Peoples	5	5	0				
Tremaine Edmunds	4	3	1				
Jahque Alleyne	3	2	1				
Carson Lydon	2	2	0				
Donovan Riley	2	0	2				
Ronny Vandyke	2	1	1				
Trey Edmunds	2	2	0				
Ryan Malleck	2	0	2				
Seth Dooley	1	0	1				
Deon Newsome	1	0	1				
Joel Caleb	1	1	0				
Jamieon Moss	1	0	1				
Eddie D'Antuono	1	0	1				
Erik Banks	1	1	0				
A.J. Hughes	1	0	1				
Jonathan Galante	1	1	0				
Dahman McKinnon	1	1	0				
Sam Rogers	1	0	1				



RED ZONE ANALYSIS  
VIRGINIA TECH

DATE	OPPONENT	SCORE		TIME IN RZ	TIMES SCORED	TOTAL PTS	TDS	RUSH TDS	PASS TDS	FG MADE	FAILED TO SCORE INSIDE RZ					
											FG ATT	DOWNNS	INT	FUMB	HALF	GAME
Sep 07	(1/1) Ohio State	L	24-42	2	2	14	2	0	2	0	0	0	0	0	0	0
Sep 12	Furman	W	42-3	5	4	28	4	3	1	0	1	0	0	0	0	0
Sep 19	at Purdue	W	51-24	8	6	34	4	2	2	2	0	0	0	1	1	0
Sep 26	at East Carolina	L	28-35	5	4	28	4	3	1	0	1	0	0	0	0	0
* Oct 03	Pittsburgh	L	13-17	1	1	7	1	0	1	0	0	0	0	0	0	0
* Oct 09	NC State	W	28-13	2	2	14	2	0	2	0	0	0	0	0	0	0
* Oct 17	at Miami	L	20-30	3	3	13	1	0	1	2	0	0	0	0	0	0
* Oct 24	(23/21) Duke	L	43-45	6	6	32	4	2	2	2	0	0	0	0	0	0
* Oct 31	at Boston College	W	26-10	4	3	9	0	0	0	3	0	0	1	0	0	0
* Nov 12	at Georgia Tech	W	23-21	5	4	23	3	2	1	1	1	0	0	0	0	0
* Nov 21	(12/12) North Carolina	L	27-30	4	4	24	3	1	2	1	0	0	0	0	0	0
* Nov 28	at Virginia	W	23-20	1	1	7	1	0	1	0	0	0	0	0	0	0
! Dec 26	Tulsa	W	55-52	6	5	31	4	4	0	1	0	0	0	1	0	0
Totals 45 of 52 (86.5%)				52	45	264	33	17	16	12	3	0	1	2	1	0

OPPONENT

DATE	OPPONENT	SCORE		TIME IN RZ	TIMES SCORED	TOTAL PTS	TDS	RUSH TDS	PASS TDS	FG MADE	FAILED TO SCORE INSIDE RZ					
											FG ATT	DOWNNS	INT	FUMB	HALF	GAME
Sep 07	(1/1) Ohio State	L	24-42	2	1	7	1	1	0	0	1	0	0	0	0	0
Sep 12	Furman	W	42-3	0	0	0	0	0	0	0	0	0	0	0	0	0
Sep 19	at Purdue	W	51-24	2	2	10	1	1	0	1	0	0	0	0	0	0
Sep 26	at East Carolina	L	28-35	4	4	28	4	2	2	0	0	0	0	0	0	0
* Oct 03	Pittsburgh	L	13-17	1	0	0	0	0	0	0	0	0	0	0	1	0
* Oct 09	NC State	W	28-13	3	3	13	1	0	1	2	0	0	0	0	0	0
* Oct 17	at Miami	L	20-30	6	5	27	3	1	2	2	0	0	0	0	1	0
* Oct 24	(23/21) Duke	L	43-45	6	5	27	3	0	3	2	1	0	0	0	0	0
* Oct 31	at Boston College	W	26-10	3	2	10	1	1	0	1	0	0	1	0	0	0
* Nov 12	at Georgia Tech	W	23-21	2	2	14	2	2	0	0	0	0	0	0	0	0
* Nov 21	(12/12) North Carolina	L	27-30	5	5	30	4	3	1	1	0	0	0	0	0	0
* Nov 28	at Virginia	W	23-20	1	1	3	0	0	0	1	0	0	0	0	0	0
! Dec 26	Tulsa	W	55-52	5	5	30	4	3	1	1	0	0	0	0	0	0
Totals 35 of 40 (87.5%)				40	35	199	24	14	10	11	2	0	1	0	2	0

MONEY PLAYS

Money plays are defined as plays resulting in first down or a touchdown.

RUSHERS	1ST	TD	NO.	ATT
Travon McMillian	48	7	53	200
Brenden Motley	17	3	20	72
Trey Edmunds	12	3	15	47
Sam Rogers	11	2	12	61
Michael Brewer	9	1	10	19
J.C. Coleman	8	1	9	48
Dwayne Lawson	4	1	4	13
Bucky Hodges	2	1	2	5
Shai McKenzie	2	0	2	13
Chris Durkin	2	0	2	4
Isaiah Ford	2	0	2	7
Cam Phillips	1	0	1	1
TOTALS	118	19	132	511

1st DOWN TOTALS	28	11	37	257
-----------------	----	----	----	-----

2nd DOWN TOTALS	55	4	57	185
-----------------	----	---	----	-----

3rd DOWN TOTALS	31	4	34	64
-----------------	----	---	----	----

4th DOWN TOTALS	4	0	4	5
-----------------	---	---	---	---

RECEPTIONS	1ST	TD	NO.	REC
Isaiah Ford	52	11	55	75
Cam Phillips	25	2	25	49
Bucky Hodges	23	6	25	40
Sam Rogers	8	2	9	16
Ryan Malleck	7	2	9	21
Travon McMillian	3	1	4	12
Kevin Asante	1	0	1	1
J.C. Coleman	1	0	1	2
Michael Brewer	1	0	1	1
Kalvin Cline	1	0	1	3
Brenden Motley	1	0	1	1
TOTALS	123	24	132	223

1st DOWN TOTALS	42	6	43	85
-----------------	----	---	----	----

2nd DOWN TOTALS	40	9	45	79
-----------------	----	---	----	----

3rd DOWN TOTALS	37	6	40	55
-----------------	----	---	----	----

4th DOWN TOTALS	4	3	4	4
-----------------	---	---	---	---

DRIVE START AVERAGES

OBTAINED	HOKIES		OPPONENTS	
	#	AVG	#	AVG
Kickoff	66	25.8	78	26.2
Punt	76	29.3	71	24.7
Field goal	6	25.5	8	27.0
Fumble	15	65.3	7	45.0
Interception	10	48.6	14	52.3
Downs	10	54.2	4	37.8
All drives	183	33.3	182	28.6

## SUPERLATIVES

### INDIVIDUAL GAME HIGHS

Rushes	33	Travon McMillian at Boston College (Oct 31, 2015)
Yards Rushing	142	Travon McMillian vs Duke (Oct 24, 2015)
TD Rushes	2	Travon McMillian vs Duke (Oct 24, 2015)
		Travon McMillian at Georgia Tech (Nov 12, 2015)
		Travon McMillian vs Tulsa (Dec 26, 2015)
Long Rush	63	Travon McMillian vs Furman (Sep 12, 2015)
Pass attempts	45	Michael Brewer vs Duke (Oct 24, 2015)
Pass completions	24	Michael Brewer vs Duke (Oct 24, 2015)
Yards Passing	344	Michael Brewer vs Tulsa (Dec 26, 2015)
TD Passes	3	Brenden Motley vs NC State (Oct 09, 2015)
		Michael Brewer vs Duke (Oct 24, 2015)
Long Pass	75	Michael Brewer vs Tulsa (Dec 26, 2015)
Receptions	12	Isaiah Ford vs Tulsa (Dec 26, 2015)
Yards Receiving	227	Isaiah Ford vs Tulsa (Dec 26, 2015)
TD Receptions	3	Isaiah Ford vs NC State (Oct 09, 2015)
		Bucky Hodges vs Duke (Oct 24, 2015)
Long Reception	75	Isaiah Ford vs Tulsa (Dec 26, 2015)
Field Goals	4	Joey Slye at Boston College (Oct 31, 2015)
Long Field Goal	48	Joey Slye vs Pittsburgh (Oct 03, 2015)
		Joey Slye at Virginia (Nov 28, 2015)
Punts	8	A.J. Hughes at Virginia (Nov 28, 2015)
Punting Avg	49.5	A.J. Hughes at Miami (FL) (Oct 17, 2015)
Long Punt	60	A.J. Hughes vs Duke (Oct 24, 2015)
		A.J. Hughes at Georgia Tech (Nov 12, 2015)
Punts inside 20	5	A.J. Hughes at Virginia (Nov 28, 2015)
Long Punt Return	67	Greg Stroman vs Tulsa (Dec 26, 2015)
Long Kickoff Return	82	Der'Woun Greene at Purdue (Sep 19, 2015)
Tackles	13	Chuck Clark vs Furman (Sep 12, 2015)
Sacks	1.5	Ken Ekanem vs NC State (Oct 09, 2015)
		Dadi Nicolas vs Tulsa (Dec 26, 2015)
Tackles For Loss	3.5	Sean Huelskamp at East Carolina (Sep 26, 2015)
		Dadi Nicolas at Boston College (Oct 31, 2015)
Interceptions	1	Desmond Frye vs Ohio State (Sep 07, 2015)
		Adonis Alexander vs Furman (Sep 12, 2015)
		Andrew Motuapuaka vs Furman (Sep 12, 2015)
		Adonis Alexander at Purdue (Sep 19, 2015)
		Sean Huelskamp at Purdue (Sep 19, 2015)
		Greg Stroman at East Carolina (Sep 26, 2015)
		Adonis Alexander vs NC State (Oct 09, 2015)
		Greg Stroman at Boston College (Oct 31, 2015)
		Chuck Clark at Virginia (Nov 28, 2015)
		Adonis Alexander at Virginia (Nov 28, 2015)

### TEAM GAME HIGHS

Rushes	56	at Purdue (Sep 19, 2015)
Yards Rushing	299	vs Furman (Sep 12, 2015)
Yards Per Rush	7.3	vs Furman (Sep 12, 2015)
TD Rushes	5	vs Tulsa (Dec 26, 2015)
Pass attempts	47	vs Duke (Oct 24, 2015)
Pass completions	24	vs Duke (Oct 24, 2015)
Yards Passing	344	vs Tulsa (Dec 26, 2015)
Yards Per Pass	9.2	vs Furman (Sep 12, 2015)
TD Passes	3	vs Ohio State (Sep 07, 2015)
		vs NC State (Oct 09, 2015)
		vs Duke (Oct 24, 2015)
Total Plays	100	vs Duke (Oct 24, 2015)
Total Offense	598	vs Tulsa (Dec 26, 2015)
Yards Per Play	8.1	vs Furman (Sep 12, 2015)
Points	55	vs Tulsa (Dec 26, 2015)
Sacks By	5	vs Tulsa (Dec 26, 2015)
First Downs	30	vs Tulsa (Dec 26, 2015)
Penalties	11	vs Furman (Sep 12, 2015)
		at Purdue (Sep 19, 2015)
		at East Carolina (Sep 26, 2015)
		at Boston College (Oct 31, 2015)
Penalty Yards	114	vs Furman (Sep 12, 2015)
Turnovers	4	at Miami (FL) (Oct 17, 2015)
Interceptions By	2	vs Furman (Sep 12, 2015)
		at Purdue (Sep 19, 2015)
		at Virginia (Nov 28, 2015)
Punts	8	at Virginia (Nov 28, 2015)
Punting Avg	49.5	at Miami (FL) (Oct 17, 2015)
Long Punt	60	vs Duke (Oct 24, 2015)
		at Georgia Tech (Nov 12, 2015)
Punts inside 20	5	at Virginia (Nov 28, 2015)
Long Punt Return	67	vs Tulsa (Dec 26, 2015)

### OPPONENT INDIVIDUAL GAME HIGHS

Rushes	21	SUMMERS, James, at East Carolina (Sep 26, 2015)
Yards Rushing	169	SUMMERS, James, at East Carolina (Sep 26, 2015)
TD Rushes	2	SUMMERS, James, at East Carolina (Sep 26, 2015)
		Hood, E, vs North Carolina (Nov 21, 2015)
		BREWER, D., vs Tulsa (Dec 26, 2015)
Long Rush	80	Elliott, E, vs Ohio State (Sep 07, 2015)
Pass attempts	44	EVANS, D., vs Tulsa (Dec 26, 2015)
Pass completions	27	EVANS, D., vs Tulsa (Dec 26, 2015)
Yards Passing	374	EVANS, D., vs Tulsa (Dec 26, 2015)
TD Passes	4	Sirk, T, vs Duke (Oct 24, 2015)
Long Pass	58	Thomas, J., at Georgia Tech (Nov 12, 2015)
Receptions	11	ATKINSON, J., vs Tulsa (Dec 26, 2015)
Yards Receiving	139	ATKINSON, J., vs Tulsa (Dec 26, 2015)
TD Receptions	2	Rashawn Scott, at Miami (FL) (Oct 17, 2015)
		McCaffrey, M, vs Duke (Oct 24, 2015)
Long Reception	58	Jeune, R., at Georgia Tech (Nov 12, 2015)
Field Goals	3	Michael Badgley, at Miami (FL) (Oct 17, 2015)
		Martin, R, vs Duke (Oct 24, 2015)
Long Field Goal	49	Hollingsworth, vs Furman (Sep 12, 2015)
		Michael Badgley, at Miami (FL) (Oct 17, 2015)
Punts	8	Mangili, J, vs North Carolina (Nov 21, 2015)
Punting Avg	49.3	Schopper, Joe, at Purdue (Sep 19, 2015)
Long Punt	69	Schopper, Joe, at Purdue (Sep 19, 2015)
Punts inside 20	3	Hollingsworth, vs Furman (Sep 12, 2015)
		GREGORY, Worth, at East Carolina (Sep 26, 2015)
		Cole, AJ, vs NC State (Oct 09, 2015)
		Monday, W, vs Duke (Oct 24, 2015)
Long Punt Return	14	Cherry, B., vs NC State (Oct 09, 2015)
Long Kickoff Return	56	Walker, M, at Boston College (Oct 31, 2015)
Tackles	15	Edwards, D, vs Duke (Oct 24, 2015)
		Rashad, S, vs North Carolina (Nov 21, 2015)
Sacks	2.5	Bart, M, vs North Carolina (Nov 21, 2015)
Tackles For Loss	3.5	Price, E., vs Pittsburgh (Oct 03, 2015)
Interceptions	2	Artie Burns, at Miami (FL) (Oct 17, 2015)

### OPPONENT TEAM GAME HIGHS

Rushes	47	at Georgia Tech (Nov 12, 2015)
		vs North Carolina (Nov 21, 2015)
Yards Rushing	359	vs Ohio State (Sep 07, 2015)
Yards Per Rush	10.0	vs Ohio State (Sep 07, 2015)
TD Rushes	4	vs Tulsa (Dec 26, 2015)
Pass attempts	44	vs Tulsa (Dec 26, 2015)
Pass completions	27	vs Tulsa (Dec 26, 2015)
Yards Passing	374	vs Tulsa (Dec 26, 2015)
Yards Per Pass	11.4	at East Carolina (Sep 26, 2015)
TD Passes	4	vs Duke (Oct 24, 2015)
Total Plays	83	vs Tulsa (Dec 26, 2015)
Total Offense	572	vs Ohio State (Sep 07, 2015)
Yards Per Play	10.2	vs Ohio State (Sep 07, 2015)
Points	52	vs Tulsa (Dec 26, 2015)
Sacks By	7	vs Pittsburgh (Oct 03, 2015)
First Downs	27	vs Tulsa (Dec 26, 2015)
Penalties	10	at Purdue (Sep 19, 2015)
Penalty Yards	81	vs NC State (Oct 09, 2015)
		at Miami (FL) (Oct 17, 2015)
Turnovers	4	at Boston College (Oct 31, 2015)
Interceptions By	3	vs Pittsburgh (Oct 03, 2015)
		at Miami (FL) (Oct 17, 2015)
Punts	8	vs North Carolina (Nov 21, 2015)
Punting Avg	45.7	at Virginia (Nov 28, 2015)
Long Punt	69	at Purdue (Sep 19, 2015)
Punts inside 20	3	vs Furman (Sep 12, 2015)
		at East Carolina (Sep 26, 2015)
		vs NC State (Oct 09, 2015)
		vs Duke (Oct 24, 2015)
Long Punt Return	14	vs NC State (Oct 09, 2015)



20-YARD PLAYS

YARDS	TYPE	PLAYER(S)	OPPONENT
82	KR	Der'Woun Greene	Purdue
*75	Pass	Isaiah Ford from Michael Brewer	Tulsa
71	Pass	Ryan Malleck from Michael Brewer	Virginia
*67	PR	Greg Stroman	Tulsa
63	Rush	Travon McMillian	Furman
61	Pass	Isaiah Ford from Brenden Motley	Purdue
60	Pass	Cam Phillips from Brenden Motley	East Carolina
*59	Rush	Travon McMillian	NC State
*51	Pass	Sam Rogers from Michael Brewer	Ohio State
*51	Rush	Travon McMillian	Tulsa
46	Pass	Bucky Hodges from Brenden Motley	Furman
46	Pass	Isaiah Ford from Michael Brewer	Tulsa
45	Pass	Cam Phillips from Michael Brewer	Georgia Tech
44	Pass	Isaiah Ford from Michael Brewer	North Carolina
44	PR	Greg Stroman	Tulsa
41	KR	Der'Woun Greene	Virginia
40	Pass	Ryan Malleck from Brenden Motley	Purdue
39	KR	Der'Woun Greene	Tulsa
39	Pass	Isaiah Ford from Brenden Motley	East Carolina
38	Pass	Isaiah Ford from Michael Brewer	Virginia
36	Pass	Bucky Hodges from Michael Brewer	Duke
36	Pass	Isaiah Ford from Michael Brewer	Ohio State
36	KR	Der'Woun Greene	Tulsa
36	Pass	Isaiah Ford from Michael Brewer	North Carolina
35	Pass	Bucky Hodges from Brenden Motley	Miami (FL)
35	Rush	Trey Edmunds	Purdue
34	KR	Der'Woun Greene	Purdue
*34	FR	Andrew Motuapuaka	Boston College
*33	Pass	Isaiah Ford from Michael Brewer	Miami (FL)
*32	Pass	Isaiah Ford from Brenden Motley	Furman
*32	Pass	Isaiah Ford from Michael Brewer	Virginia
32	Pass	Bucky Hodges from Brenden Motley	East Carolina
31	PR	Greg Stroman	Boston College
31	Pass	Kalvin Cline from Dwayne Lawson	Furman
29	PR	Greg Stroman	Purdue
29	Rush	Sam Rogers	NC State
29	Rush	Travon McMillian	Miami (FL)
29	Pass	Cam Phillips from Brenden Motley	Furman

20-YARD PLUS PLAYS BY PLAYER

PLAYER	NO.	TD	RUSH	PASS	KR	PR	IR	FR
Isaiah Ford	20	5	0	20	0	0	0	0
Bucky Hodges	9	1	0	9	0	0	0	0
Der'Woun Greene	9	0	0	0	9	0	0	0
Travon McMillian	8	2	7	0	1	0	0	0
Cam Phillips	8	1	1	7	0	0	0	0
Greg Stroman	5	1	0	0	0	5	0	0
J.C. Coleman	5	0	0	0	5	0	0	0
Sam Rogers	4	1	1	3	0	0	0	0
Ryan Malleck	4	0	0	4	0	0	0	0
Brenden Motley	3	0	3	0	0	0	0	0
Andrew Motuapuaka	1	1	0	0	0	0	0	1
Chuck Clark	1	1	0	0	0	0	0	1
Kalvin Cline	1	0	0	1	0	0	0	0
Trey Edmunds	1	0	1	0	0	0	0	0
TOTAL	79	13	13	44	15	5	0	2

YARDS	TYPE	PLAYER(S)	OPPONENT
28	Pass	Bucky Hodges from Brenden Motley	Pittsburgh
*27	Pass	Cam Phillips from Michael Brewer	Boston College
*27	Pass	Isaiah Ford from Brenden Motley	NC State
27	PR	Greg Stroman	North Carolina
26	Pass	Bucky Hodges from Brenden Motley	NC State
26	Pass	Isaiah Ford from Michael Brewer	North Carolina
25	Pass	Ryan Malleck from Michael Brewer	Ohio State
25	Pass	Isaiah Ford from Michael Brewer	Tulsa
25	Pass	Isaiah Ford from Michael Brewer	Boston College
25	KR	Der'Woun Greene	NC State
25	KR	J.C. Coleman	North Carolina
25	KR	Der'Woun Greene	Boston College
25	Pass	Sam Rogers from Michael Brewer	North Carolina
24	KR	Travon McMillian	Ohio State
24	Pass	Bucky Hodges from Michael Brewer	Boston College
24	KR	Der'Woun Greene	Miami (FL)
24	Rush	Cam Phillips	Georgia Tech
24	Pass	Isaiah Ford from Brenden Motley	Miami (FL)
*23	Pass	Bucky Hodges from Michael Brewer	Duke
23	Pass	Sam Rogers from Michael Brewer	Duke
23	Rush	Travon McMillian	Georgia Tech
23	Pass	Isaiah Ford from Brenden Motley	Furman
22	Rush	Travon McMillian	Boston College
22	Rush	Brenden Motley	Pittsburgh
22	Pass	Ryan Malleck from Michael Brewer	Miami (FL)
22	Pass	Cam Phillips from Michael Brewer	Georgia Tech
22	KR	J.C. Coleman	Duke
22	Rush	Travon McMillian	Miami (FL)
22	Rush	Brenden Motley	Miami (FL)
21	Pass	Isaiah Ford from Brenden Motley	East Carolina
21	KR	J.C. Coleman	North Carolina
21	KR	Der'Woun Greene	Duke
21	KR	J.C. Coleman	Duke
21	Pass	Isaiah Ford from Michael Brewer	Virginia
21	Pass	Cam Phillips from Brenden Motley	Furman
21	Pass	Bucky Hodges from Michael Brewer	Georgia Tech

\* Touchdown Scored On Play

LONG PLAYS BY THE NUMBERS

LONG PLAYS BY YARDS	NO.	TD
100+	0	0
90-99	0	0
80-89	1	0
70-79	2	1
60-69	4	1
50-59	3	3
40-49	7	0
30-39	17	4
20-29	45	4

LONG PLAYS BY TYPE	NO.	TD
Rushing	13	2
Passing	44	8
Punt returns	5	1
Kick returns	15	0
Interceptions	0	0
Fumble returns	2	2
Other	0	0
TOTAL	79	13

LONGEST PLAYS OF THE YEAR

<b>Rushing</b>		
63	Travon McMillian vs Furman	Sept. 12
<b>Rushing Touchdown</b>		
59	Travon McMillian vs NC State	Oct. 9
<b>Passing</b>		
75	Isaiah Ford from Michael Brewer vs Tulsa	Dec. 26
<b>Passing Touchdown</b>		
75	Isaiah Ford from Michael Brewer vs Tulsa	Dec. 26
<b>Punt Return</b>		
67	Greg Stroman vs Tulsa	Dec. 26
<b>Kick Return</b>		
82	Der'Woun Greene vs Purdue	Sept. 19
<b>Interception Return</b>		
18	Andrew Motuapuaka vs Furman	Sept. 12
<b>Fumble Return</b>		
34	Andrew Motuapuaka vs Boston College	Oct. 31
<b>Punt</b>		
60	A.J. Hughes vs Georgia Tech	Nov. 12
60	A.J. Hughes vs Duke	Oct. 24
<b>Field Goal</b>		
48	Joey Slye vs Virginia	Nov. 28
48	Joey Slye vs Pittsburgh	Oct. 3

## 2015 VIRGINIA TECH SCORING DRIVES

Qtr.	Opp.	Scoring Play	Plays-Yds.-TOP
2	Ohio State	Rogers, S 51 Pass From Brewer, M (Slye, J)	6-74-2:46
2	Ohio State	FG Slye, J 46	7-27-4:02
2	Ohio State	Malleck, R 1 Pass From Brewer, M (Slye, J)	4-38-1:15
4	Ohio State	Ford, I 17 Pass From Motley, B (Slye, J)	7-41-2:58
1	Furman	Motuapuaka, A 18 Interception Return (Slye, J)	-
2	Furman	Motley, B 4 Rush (Slye, J)	8-88-2:34
3	Furman	Ford, I 1 Pass From Motley, B (Slye, J)	5-76-2:08
3	Furman	Edmunds, Trey 1 Rush (Santamaria, M)	8-76-3:28
3	Furman	Ford, I 32 Pass From Motley, B (Santamaria, M)	1-32-0:06
4	Furman	Lawson, D 4 Rush (Santamaria, M)	14-81-6:29
1	Purdue	FG Slye, J 35	6-49-2:28
1	Purdue	Clark, C 20 Fumble Return (Slye, J)	-
2	Purdue	Hodges, B 3 Pass From Motley, B (Slye, J)	12-75-6:03
2	Purdue	Motley, B 5 Rush (Slye, J)	7-75-1:16
3	Purdue	FG Slye, J 42	4--7-1:07
3	Purdue	Coleman, J.C. 1 Rush (Slye, J)	8-42-3:30
3	Purdue	Shegog, A 15 Punt Return (Slye, J)	-
4	Purdue	FG Slye, J 46	4-3-1:20
4	Purdue	Hodges, B 3 Pass From Motley, B (Slye, J)	8-47-4:58
1	East Carolina	Edmunds, Trey 1 Rush (Slye, J)	6-31-3:00
1	East Carolina	Malleck, R 7 Pass From Motley, B (Slye, J)	6-19-3:06
3	East Carolina	Rogers, S 2 Rush (Slye, J)	9-75-3:22
4	East Carolina	Motley, B 5 Rush (Slye, J)	8-95-3:09
2	Pittsburgh	Phillips, C 11 Pass From Motley, B (Slye, J)	12-83-6:33
3	Pittsburgh	FG Slye, J 43	4--3-1:34
4	Pittsburgh	FG Slye, J 48	11-50-5:00
2	NC State	Ford, I 27 Pass From Motley, B (Slye, J)	5-75-2:15
2	NC State	Ford, I 5 Pass From Motley, B (Slye, J)	9-45-4:17
2	NC State	Ford, I 2 Pass From Motley, B (Slye, J)	12-71-3:22
4	NC State	McMillian, T 59 Rush (Slye, J)	5-88-1:48
1	Miami	FG Slye, J 30	7-61-3:18
1	Miami	McMillian, T 9 Pass From Motley, B (Slye, J)	10-75-3:43
2	Miami	FG Slye, J 38	11-47-3:33
4	Miami	Ford, I 33 Pass From Brewer, M (Slye, J)	3-53-1:27
1	Duke	Hodges, B 16 Pass From Brewer, M (Slye, J)	6-78-2:27
2	Duke	FG Slye, J 44	10-30-4:15
3	Duke	McMillian, T 2 Rush (pass failed)	20-95-9:46
4	Duke	Hodges, B 23 Pass From Brewer, M	12-83-5:50
5	Duke	FG Slye, J 37	4-5-0:00
5	Duke	Hodges, B 11 Pass From Brewer, M (Slye, J)	5-25-0:00
5	Duke	FG Slye, J 40	4-2-0:00
5	Duke	McMillian, T 1 Rush (pass failed)	6-25-0:00
1	Boston College	Phillips, C 27 Pass From Brewer, M (Slye, J)	4-47-2:10
1	Boston College	FG Slye, J 47	8-35-4:02
2	Boston College	Motuapuaka, A 34 Fumble Return (Slye, J)	-
2	Boston College	FG Slye, J 38	9-55-1:59
3	Boston College	FG Slye, J 32	4-8-2:06
4	Boston College	FG Slye, J 32	4-2-1:33
2	Georgia Tech	McMillian, T 2 Rush (Slye, J)	10-80-4:39
2	Georgia Tech	Ford, I 17 Pass From Brewer, M (Slye, J)	10-76-3:15
3	Georgia Tech	FG Slye, J 29	10-69-5:12
4	Georgia Tech	McMillian, T 4 Rush (kick failed)	4-18-2:20
2	North Carolina	FG Slye, J 32	8-65-3:25
3	North Carolina	Brewer, M 3 Rush (Slye, J)	10-81-4:25
4	North Carolina	Hodges, B 8 Pass From Brewer, M (Slye, J)	8-63-1:30
4	North Carolina	Ford, I 4 Pass From Brewer, M (Slye, J)	5-48-1:14
5	North Carolina	FG Slye, J 41	4-2-0:00

Qtr.	Opp.	Scoring Play	Plays-Yds.-TOP
1	Virginia	FG Slye, J 48	7-28-3:23
2	Virginia	FG Slye, J 44	5-21-1:12
4	Virginia	Rogers, S 3 Pass From Brewer, M (Slye, J)	3-75-1:04
4	Virginia	Ford, I 32 Pass From Brewer, M (Slye, J)	6-75-1:24
4	Virginia	FG Slye, J 41	11-56-5:00
1	Tulsa	McMillian, T 51 Rush (Slye, J)	3-63-1:21
1	Tulsa	Ford, I 75 Pass From Brewer, M (Slye, J)	1-75-0:12
1	Tulsa	FG Slye, J 27	4-4-0:56
1	Tulsa	Rogers, S 14 Rush (Slye, J)	8-76-2:48
2	Tulsa	Hodges, B 16 Rush (Slye, J)	10-75-4:10
2	Tulsa	McMillian, T 1 Rush (Slye, J)	7-80-3:05
2	Tulsa	Stroman, G 67 Punt Return (Slye, J)	-
3	Tulsa	Edmunds, Trey 1 Rush (Slye, J)	15-81-7:22
4	Tulsa	FG Slye, J 41	6-38-2:32
<b>Totals</b>			<b>478-3421-190:32</b>
<b>Average Scoring Drive</b>			<b>7.2 plays-51.8 yds.</b>

### VIRGINIA TECH SCORING

71 Total Scores (19 Run, 24 Pass, 23 FG, 2 S.T., 0 Safety, 3 Defense)  
 15 First Quarter Scores (3 Run, 5 Pass, 5 FG, 2 S.T., 0 Safety, 2 Defense)  
 21 Second Quarter Scores (5 Run, 8 Pass, 6 FG, 2 S.T., 0 Safety, 1 Defense)  
 13 Third Quarter Scores (6 Run, 2 Pass, 4 FG, 1 S.T., 0 Safety, 0 Defense)  
 17 Fourth Quarter Scores (4 Run, 8 Pass, 5 FG, 0 S.T., 0 Safety, 0 Defense)  
 5 Overtime Scores (1 Run, 1 Pass, 3 FG, 0 S.T., 0 Safety, 0 Defense)

Most plays in a scoring drive: 20 plays - vs. Duke (20-95-9:46 TD)  
 Longest scoring drive: 95 yards - vs. Duke (20-95-9:46 TD)  
 & vs. East Carolina (8-95-3:09 TD)  
 Longest TOP scoring drive: 9:46 - vs. Duke (20-95-9:46 TD)  
 Average TOP on offensive scoring drives: 2:53

### OPPONENTS

Most plays in a scoring drive: 14 plays - vs. Duke (14-75-5:11 TD)  
 & vs. Virginia (14-51-7:57 FG)  
 Longest scoring drive: 91 yards - vs. NC State (12-91-6:15 TD)  
 Longest TOP scoring drive: 7:57 - vs. Virginia (14-51-7:57 FG)  
 Average TOP on offensive scoring drives: 2:32



TEAM GAME-BY-GAME  
VIRGINIA TECH

DATE	OPPONENT	RUSHING				REVEIVING				PASSING				KICK RETURN				PUNT RETURN				TOT OFF
		NO.	YDS	TD	LG	NO.	YDS	TD	LG	CMP-ATT-INT	YDS	TD	LG	NO	YDS	TD	LG	NO	YDS	TD	LG	
Sep 07	(1/1) Ohio State	44	128	0	16	15	192	3	51	15-25-1	192	3	51	4	75	0	24	1	0	0	0	320
Sep 12	Furman	41	299	3	63	19	284	2	46	19-31-0	284	2	46	2	28	0	15	1	0	0	0	583
Sep 19	at Purdue	56	238	2	35	16	233	2	61	16-26-0	233	2	61	2	116	0	82	6	70	1	29	471
Sep 26	at East Carolina	42	158	3	14	20	281	1	60	20-35-1	281	1	60	1	17	0	17	2	0	0	1	439
* Oct 03	Pittsburgh	33	9	0	22	9	91	1	28	9-20-3	91	1	28	1	16	0	16	1	2	0	2	100
* Oct 09	NC State	36	200	1	59	14	158	3	27	14-29-0	158	3	27	1	25	0	25	2	-4	0	0	358
* Oct 17	at Miami	35	160	0	29	17	201	2	35	17-27-3	201	2	35	5	89	0	24	2	-1	0	1	361
* Oct 24	(23/21) Duke	53	182	2	16	24	270	3	36	24-47-0	270	3	36	4	69	0	22	2	2	0	4	452
* Oct 31	at Boston College	46	80	0	22	16	194	1	27	16-23-1	194	1	27	2	36	0	25	4	28	0	31	274
* Nov 12	at Georgia Tech	39	165	2	24	15	178	1	45	15-29-1	178	1	45	1	19	0	19	2	6	0	10	343
* Nov 21	(12/12) North Carolina	47	130	1	18	20	273	2	44	20-35-2	273	2	44	4	81	0	25	2	24	0	27	403
* Nov 28	at Virginia	30	67	0	16	15	237	2	71	15-29-1	237	2	71	2	55	0	41	3	16	0	16	304
! Dec 26	Tulsa	43	254	5	51	23	344	1	75	23-38-1	344	1	75	5	131	0	39	4	132	1	67	598
	Totals	545	2070	19	63	223	2936	24	75	223-394-14	2936	24	75	34	757	0	82	32	275	2	67	5006
	Opponent	514	2349	22	80	175	2459	18	58	175-353-10	2459	18	58	25	512	0	56	19	54	0	14	4808

Games: 13  
Avg/rush: 3.8  
Avg/catch: 13.2  
Pass effic: 132.19  
KR avg: 22.3  
PR avg: 8.6  
All purpose avg/game: 465.4  
Total offense avg/gm: 385.1

DATE	OPPONENT	TACKLES				SACKS	FUMBLE		PASS DEFENSE			BLKD KICK	PAT ATTEMPTS				
		SOLO	AST	TOTAL	TFL-YDS	NO-YDS	FF	FR-YDS	INT-YDS	QBH	BRK		KICK	RUN	RCV	SAF	PTS
Sep 07	(1/1) Ohio State	25	34	59	4.0-5	0.0-0	1	2-0	1-0	4	3	0	3-3	0	0	0	24
Sep 12	Furman	26	42	68	7.0-34	3.0-26	1	1-0	2-18	5	6	0	6-6	0	0	0	42
Sep 19	at Purdue	33	10	43	2.0-13	2.0-13	1	1-20	2-4	0	4	1	6-6	0	0	0	51
Sep 26	at East Carolina	33	38	71	11.0-36	1.0-8	2	1-17	1-2	2	1	0	4-4	0	0	0	28
* Oct 03	Pittsburgh	41	21	62	7.0-38	4.0-35	3	1-9	0-0	4	1	1	1-1	0	0	0	13
* Oct 09	NC State	34	40	74	11.0-35	4.0-22	0	0-0	1-0	6	7	0	4-4	0	0	0	28
* Oct 17	at Miami	40	30	70	5.0-16	1.0-8	1	0-0	0-0	0	3	0	2-2	0	0	0	20
* Oct 24	(23/21) Duke	26	46	72	3.0-10	0.0-0	0	0-0	0-0	7	4	0	2-2	1	0	0	43
* Oct 31	at Boston College	44	6	50	9.0-39	2.0-18	3	3-34	1-0	0	6	0	2-2	0	0	0	26
* Nov 12	at Georgia Tech	37	22	59	7.0-29	2.0-18	2	3-0	0-0	0	1	0	3-2	0	0	0	23
* Nov 21	(12/12) North Carolina	35	38	73	7.0-32	1.0-15	3	3-0	0-0	3	6	0	3-3	0	0	0	27
* Nov 28	at Virginia	38	32	70	4.0-14	1.0-4	1	0-0	2-0	0	5	0	2-2	0	0	0	23
! Dec 26	Tulsa	47	20	67	8.0-35	5.0-28	0	0-0	0-0	0	9	0	7-7	0	0	0	55
	Totals	459	379	838	85.0-336	26.0-195	18	15-80	10-12	31	56	2	45-44	1	0	0	403
	Opponent	479	536	1015	82.0-382	34.0-254	10	7-91	14-110	24	45	1	39-38	1	1	0	342

DATE	OPPONENT	PUNTING									FIELD GOALS			KICKOFFS				
		NO	YDS	AVG	LG	BLKD	TB	FC	50+	I20	ATT-MADE	LG	BLKD	NO	YDS	AVG	TB	OB
Sep 07	(1/1) Ohio State	7	302	43.1	59	0	0	2	1	3	2-1	46	0	4	260	65.0	4	0
Sep 12	Furman	4	159	39.8	47	0	1	3	0	3	2-0	0	0	7	444	63.4	6	0
Sep 19	at Purdue	5	208	41.6	51	0	2	1	2	1	4-3	46	0	10	584	58.4	4	0
Sep 26	at East Carolina	5	196	39.2	56	0	1	3	1	1	1-0	0	0	5	312	62.4	1	0
* Oct 03	Pittsburgh	5	226	45.2	49	0	0	1	0	1	2-2	48	0	4	258	64.5	3	0
* Oct 09	NC State	6	274	45.7	58	0	1	1	3	1	0-0	0	0	5	323	64.6	3	0
* Oct 17	at Miami	2	99	49.5	52	0	0	1	1	1	2-2	38	0	5	315	63.0	4	0
* Oct 24	(23/21) Duke	7	318	45.4	60	0	2	0	2	1	4-3	44	0	4	254	63.5	3	0
* Oct 31	at Boston College	7	284	40.6	50	0	0	1	1	3	4-4	47	0	6	376	62.7	1	0
* Nov 12	at Georgia Tech	5	223	44.6	60	0	1	1	2	1	2-1	29	0	5	325	65.0	4	0
* Nov 21	(12/12) North Carolina	6	204	34.0	47	1	1	0	0	1	3-2	41	0	5	325	65.0	5	0
* Nov 28	at Virginia	8	348	43.5	54	0	0	4	1	5	3-3	48	0	6	384	64.0	4	0
! Dec 26	Tulsa	4	161	40.2	57	0	1	0	1	1	2-2	41	0	10	647	64.7	9	0
	Totals	71	3002	42.3	60	1	10	18	15	23	31-23	48	0	76	4807	63.2	51	0
	Opponent	76	3107	40.9	69	1	8	18	8	20	22-16	49	1	65	4140	63.7	29	2

## TEAM GAME-BY-GAME OPPONENTS

DATE	OPPONENT	RUSHING				RECEIVING				PASSING				KICK RETURN				PUNT RETURN				TOT OFF
		NO.	YDS	TD	LG	NO.	YDS	TD	LG	CMP-ATT-INT	YDS	TD	LG	NO	YDS	TD	LG	NO	YDS	TD	LG	
Sep 07	(1/1) Ohio State	36	359	3	80	11	213	3	54	11-20-1	213	3	54	0	0	0	0	2	13	0	10	572
Sep 12	Furman	41	136	0	26	9	118	0	27	9-26-2	118	0	27	1	21	0	21	0	0	0	0	254
Sep 19	at Purdue	29	144	2	60	12	121	0	32	12-35-2	121	0	32	6	87	0	24	0	0	0	0	265
Sep 26	at East Carolina	43	182	3	41	14	228	2	30	14-20-1	228	2	30	4	79	0	28	0	0	0	0	410
* Oct 03	Pittsburgh	46	166	1	43	9	110	1	28	9-15-0	110	1	28	1	30	0	30	2	9	0	4	276
* Oct 09	NC State	40	157	0	24	12	113	1	24	12-25-1	113	1	24	2	54	0	34	2	14	0	14	270
* Oct 17	at Miami	39	99	1	22	19	296	2	45	19-30-0	296	2	45	1	11	0	11	0	0	0	0	395
* Oct 24	(23/21) Duke	32	179	1	58	19	270	4	45	19-40-0	270	4	45	1	21	0	21	2	6	0	8	449
* Oct 31	at Boston College	35	75	1	25	8	143	0	33	8-21-1	143	0	33	5	152	0	56	4	-4	0	7	218
* Nov 12	at Georgia Tech	47	161	2	16	4	97	0	58	4-13-0	97	0	58	1	13	0	13	1	8	0	5	258
* Nov 21	(12/12) North Carolina	47	240	3	31	13	205	1	32	13-26-0	205	1	32	0	0	0	0	4	-4	0	0	445
* Nov 28	at Virginia	40	262	1	57	18	171	1	27	18-38-2	171	1	27	2	24	0	14	1	9	0	9	433
! Dec 26	Tulsa	39	189	4	48	27	374	3	44	27-44-0	374	3	44	1	20	0	20	1	3	0	3	563
	<b>Opponent totals</b>	<b>514</b>	<b>2349</b>	<b>22</b>	<b>80</b>	<b>175</b>	<b>2459</b>	<b>18</b>	<b>58</b>	<b>175-353-10</b>	<b>2459</b>	<b>18</b>	<b>58</b>	<b>25</b>	<b>512</b>	<b>0</b>	<b>56</b>	<b>19</b>	<b>54</b>	<b>0</b>	<b>14</b>	<b>4808</b>
	<b>Virginia Tech</b>	<b>545</b>	<b>2070</b>	<b>19</b>	<b>63</b>	<b>223</b>	<b>2936</b>	<b>24</b>	<b>75</b>	<b>223-394-14</b>	<b>2936</b>	<b>24</b>	<b>75</b>	<b>34</b>	<b>757</b>	<b>0</b>	<b>82</b>	<b>32</b>	<b>275</b>	<b>2</b>	<b>67</b>	<b>5006</b>

Games: 13

Avg/rush: 4.6

Avg/catch: 14.1

Pass effic: 119.25

KR avg: 20.5

PR avg: 2.8

All purpose avg/game: 423.7

Total offense avg/gm: 369.8

DATE	OPPONENT	TACKLES				SACKS	FUMBLE		PASS DEFENSE			BLKD KICK	PAT ATTEMPTS			SAF	PTS
		SOLO	AST	TOTAL	TFL-YDS	NO-YDS	FF	FR-YDS	INT-YDS	QBH	BRK		KICK	RUN	RCV		
Sep 07	(1/1) Ohio State	25	66	91	8.0-31	4.0-22	1	1-1	1-0	3	2	0	6-6	0	0	0	42
Sep 12	Furman	29	56	85	0.0-0	0.0-0	0	0-0	0-0	3	3	0	0-0	0	0	0	3
Sep 19	at Purdue	50	48	98	10.0-36	2.0-17	2	1-90	0-0	0	2	0	3-3	0	0	0	24
Sep 26	at East Carolina	27	64	91	4.0-11	1.0-6	0	0-0	1-9	2	3	0	5-5	0	0	0	35
* Oct 03	Pittsburgh	22	36	58	11.0-70	7.0-57	0	0-0	3-12	3	2	0	2-2	0	0	0	17
* Oct 09	NC State	21	46	67	4.0-11	1.0-3	0	0-0	0-0	3	3	0	1-1	0	0	0	13
* Oct 17	at Miami	38	24	62	6.0-25	3.0-14	1	1-0	3-14	1	3	0	3-3	0	0	0	30
* Oct 24	(23/21) Duke	41	68	109	8.0-63	3.0-40	0	0-0	0-0	6	5	0	4-4	1	0	0	45
* Oct 31	at Boston College	54	20	74	11.0-56	4.0-36	2	1-0	1-0	0	2	0	1-1	0	0	0	10
* Nov 12	at Georgia Tech	45	14	59	4.0-19	1.0-13	1	1-0	1-32	0	6	0	3-3	0	0	0	21
* Nov 21	(12/12) North Carolina	42	50	92	9.0-30	5.0-22	1	1-0	2-0	2	5	1	3-3	0	0	0	30
* Nov 28	at Virginia	30	26	56	6.0-28	3.0-24	1	0-0	1-0	0	4	0	2-2	0	0	0	20
! Dec 26	Tulsa	55	18	73	1.0-2	0.0-0	1	1-0	1-43	1	5	0	6-5	0	1	0	52
	Opponent totals	479	536	1015	82.0-382	34.0-254	10	7-91	14-110	24	45	1	39-38	1	1	0	342
	Virginia Tech	459	379	838	85.0-336	26.0-195	18	15-80	10-12	31	56	2	45-44	1	0	0	403

DATE	OPPONENT	PUNTING										FIELD GOALS			KICKOFFS				
		NO	YDS	AVG	LG	BLKD	TB	FC	50+	I20	ATT-MADE	LG	BLKD	NO	YDS	AVG	TB	OB	
Sep 07	(1/1) Ohio State	3	116	38.7	45	0	0	1	0	1	1-0	0	0	7	440	62.9	2	1	
Sep 12	Furman	7	255	36.4	45	0	0	3	0	3	1-1	49	0	2	110	55.0	0	0	
Sep 19	at Purdue	7	296	42.3	69	1	0	1	1	1	1-1	34	0	4	255	63.8	2	0	
Sep 26	at East Carolina	5	206	41.2	45	0	0	1	0	3	0-0	0	0	6	376	62.7	4	1	
* Oct 03	Pittsburgh	6	233	38.8	46	0	3	0	0	0	2-1	45	1	4	259	64.8	3	0	
* Oct 09	NC State	6	268	44.7	51	0	1	1	2	3	2-2	36	0	4	258	64.5	3	0	
* Oct 17	at Miami	4	162	40.5	44	0	0	1	0	2	3-3	49	0	7	451	64.4	2	0	
* Oct 24	(23/21) Duke	5	211	42.2	53	0	0	3	1	3	5-3	41	0	5	325	65.0	1	0	
* Oct 31	at Boston College	7	271	38.7	50	0	0	2	1	1	2-1	29	0	3	191	63.7	1	0	
* Nov 12	at Georgia Tech	5	177	35.4	44	0	0	0	0	1	0-0	0	0	4	260	65.0	3	0	
* Nov 21	(12/12) North Carolina	8	321	40.1	48	0	1	4	0	1	1-1	20	0	5	318	63.6	1	0	
* Nov 28	at Virginia	6	274	45.7	57	0	1	1	2	1	3-2	42	0	5	325	65.0	3	0	
! Dec 26	Tulsa	7	317	45.3	56	0	2	0	1	0	1-1	29	0	9	572	63.6	4	0	
	Opponent totals	76	3107	40.9	69	1	8	18	8	20	22-16	49	1	65	4140	63.7	29	2	
	Virginia Tech	71	3002	42.3	60	1	10	18	15	23	31-23	48	0	76	4807	63.2	51	0	

## OFFENSE GAME-BY-GAME

RUSHING	NO-YDS/TD	OSU	FURMAN	PURDUE	ECU	PITT	NCST	UM	DUKE	BC	GT	UNC	VA	TULSA
McMillian, T TB	200-1042/7	6-26/0	6-98/0	9-55/0	5-30/0	6-14/0	11-96/1	16-99/0	29-142/2	33-104/0	24-135/2	21-80/0	18-81/0	16-82/2
Rogers, S FB	61-260/2	3-23/0	-	1-15/0	4-8/1	2-2/0	8-57/0	5-22/0	8-28/0	3-6/0	5-10/0	12-52/0	4-4/0	6-33/1
Motley, B QB	88-224/3	7-17/0	4-38/1	15-24/1	19-85/1	17--14/0	9-44/0	11-26/0	2-8/0	3--2/0	1--2/0	DNP	DNP	DNP
Coleman, J.C. TB	48-210/1	12-43/0	3-15/0	10-46/1	7-13/0	5-3/0	-	DNP	-	-	1-2/0	2-10/0	-	8-78/0
Edmunds, Trey TB	47-185/3	11-23/0	9-41/1	9-72/0	5-8/1	2-5/0	-	3-13/0	5-12/0	-	1-0/0	-	-	2-11/1
Lawson, D QB	14-55/1	DNP	9-51/1	4-0/0	1-4/0	DNP	-	-	DNP	DNP	DNP	DNP	DNP	DNP
Ford, I WR	7-51/0	-	1-7/0	-	1-10/0	-	-	-	-	-	1-5/0	-	1-6/0	3-23/0
McKenzie, S TB	13-50/0	DNP	5-24/0	8-26/0	DNP	DNP	DNP	DNP	DNP	DNP	DNP	DNP	DNP	DNP
Hodges, B TE	5-27/1	-	-	-	-	-	-	-	-	-	-	-	-	5-27/1
Durkin, C QB	4-25/0	DNP	4-25/0	-	-	DNP	DNP	DNP	DNP	-	DNP	DNP	DNP	DNP
Phillips, C WR	1-24/0	-	-	-	-	-	-	-	-	-	1-24/0	-	-	-
Stroman, G	7-12/0	1--4/0	-	-	-	-	4-9/0	-	1-4/0	1-3/0	-	-	-	-
Hughes, A.J. P	1--4/0	-	-	-	-	-	1-4/0	-	-	-	-	-	-	-
TEAM	12--11/0	-	-	-	DNP	1--1/0	3--2/0	DNP	-	1--2/0	1--1/0	1--1/0	2--4/0	3-0/0
Brewer, M QB	37--80/1	4-0/0	DNP	DNP	DNP	DNP	DNP	-	8--12/0	5--29/0	4--8/0	11--11/1	5--20/0	-

RECEIVING	NO-YDS/TD	OSU	FURMAN	PURDUE	ECU	PITT	NCST	UM	DUKE	BC	GT	UNC	VA	TULSA
Ford, I WR	75-1164/11	3-61/1	5-77/2	6-128/0	8-95/0	2-21/0	4-39/3	4-76/1	9-67/0	3-51/0	5-46/1	8-155/1	6-121/1	12-227/1
Phillips, C WR	49-582/2	2-4/0	5-86/0	3-26/0	3-78/0	3-20/1	5-60/0	4-26/0	3-23/0	6-87/1	6-95/0	3-31/0	3-13/0	3-33/0
Hodges, B TE	40-530/6	-	2-48/0	3-11/2	5-73/0	2-42/0	2-33/0	2-41/0	5-101/3	3-34/0	3-31/0	6-44/1	3-34/0	4-38/0
Malleck, R TE	21-289/2	4-48/1	2-11/0	1-40/0	2-21/1	-	-	2-35/0	4-43/0	1-0/0	1-6/0	1-7/0	2-66/0	1-12/0
Rogers, S FB	16-193/2	3-66/1	-	2-15/0	1-6/0	1-2/0	-	-	2-34/0	2-8/0	-	2-36/0	1-3/1	2-23/0
McMillian, T TB	12-64/1	2-5/0	2-11/0	-	1-8/0	1-6/0	2-16/0	3-16/1	1-2/0	-	-	-	-	-
Cline, K TE	3-38/0	-	1-31/0	-	-	-	-	2-7/0	-	DNP	DNP	DNP	DNP	-
Coleman, J.C. TB	2-21/0	-	-	-	-	-	1-10/0	DNP	-	-	-	-	-	1-11/0
Brewer, M QB	1-14/0	-	DNP	DNP	DNP	DNP	DNP	-	-	1-14/0	-	-	-	-
Motley, B QB	1-13/0	-	-	1-13/0	-	-	-	-	-	-	-	DNP	DNP	DNP
Asante, K WR	1-13/0	-	1-13/0	-	-	-	DNP	-	-	-	-	-	-	DNP
Edmunds, Trey TB	1-8/0	1-8/0	-	-	-	-	-	-	-	-	-	-	-	-
Knowles, D WR	1-7/0	DNP	1-7/0	-	DNP	DNP	DNP	DNP	DNP	DNP	DNP	DNP	DNP	DNP

## PASSING

#12 BREWER, M	ATT	COMP	INT	PCT	YARDS	TD	LONG	SACK	YDS	EFFIC
Ohio State	16	11	0	68.8	156	2	51	2	9	191.9
Miami (FL)	4	3	1	75.0	65	1	33	0	0	244.0
Duke	45	24	0	53.3	270	3	36	3	40	125.7
Boston College	21	15	1	71.4	180	1	27	4	36	149.6
Georgia Tech	29	15	1	51.7	178	1	45	1	13	107.8
North Carolina	35	20	2	57.1	273	2	44	5	22	130.1
Virginia	29	15	1	51.7	237	2	71	3	24	136.2
Tulsa	37	23	1	62.2	344	1	75	0	0	143.8
TOTALS	216	126	7	58.3	1703	13	75	18	144	137.9

#9 MOTLEY, B	ATT	COMP	INT	PCT	YARDS	TD	LONG	SACK	YDS	EFFIC
Ohio State	9	4	1	44.4	36	1	17	2	13	92.5
Furman	24	16	0	66.7	233	2	46	0	0	175.7
Purdue	24	15	0	62.5	220	2	61	2	17	167.0
East Carolina	35	20	1	57.1	281	1	60	1	6	128.3
Pittsburgh	20	9	3	45.0	91	1	28	7	57	69.7
NC State	28	14	0	50.0	158	3	27	1	3	132.8
Miami (FL)	23	14	2	60.9	136	1	35	3	14	107.5
Duke	1	0	0	0.0	0	0	0	0	0	0.0
TOTALS	164	92	7	56.1	1155	11	61	16	110	128.9

#2 LAWSON, D	ATT	COMP	INT	PCT	YARDS	TD	LONG	SACK	YDS	EFFIC
Furman	7	3	0	42.9	51	0	31	0	0	104.1
Purdue	1	0	0	0.0	0	0	0	0	0	0.0
NC State	1	0	0	0.0	0	0	0	0	0	0.0
TOTALS	9	3	0	33.3	51	0	31	0	0	80.9

#1 FORD, I	ATT	COMP	INT	PCT	YARDS	TD	LONG	SACK	YDS	EFFIC
Duke	1	0	0	0.0	0	0	0	0	0	0.0
Boston College	1	1	0	100.0	14	0	14	0	0	217.6
TOTALS	2	1	0	50.0	14	0	14	0	0	108.8

#45 ROGERS, S	ATT	COMP	INT	PCT	YARDS	TD	LONG	SACK	YDS	EFFIC
Purdue	1	1	0	100.0	13	0	13	0	0	209.2
Tulsa	1	0	0	0.0	0	0	0	0	0	0.0
TOTALS	2	1	0	50.0	13	0	13	0	0	104.6

#TM TEAM	ATT	COMP	INT	PCT	YARDS	TD	LONG	SACK	YDS	EFFIC
Boston College	1	0	0	0.0	0	0	0	0	0	0.0
TOTALS	1	0	0	0.0	0	0	0	0	0	0.0



# DEFENSE GAME-BY-GAME

TACKLES	UA-A	TOT	OSU	FURMAN	PURDUE	ECU	PITT	NCST	UM	DUKE	BC	GT	UNC	VA	TULSA
Clark, C CB	65-42	107	3-6	7-6	5-0	4-1	4-5	8-2	6-3	2-5	6-0	3-2	5-5	6-6	6-1
Clarke, D LB	43-34	77	2-0	4-3	4-1	4-1	4-5	1-6	4-2	3-5	7-1	3-1	3-5	4-4	DNP
Motuapauka, A LB	41-32	73	1-3	1-3	DNP	DNP	5-2	1-1	9-1	2-3	6-1	6-6	3-5	5-2	2-5
Maddy, L DT	17-40	57	1-3	0-3	0-1	1-9	5-0	1-3	2-5	1-5	1-0	2-3	2-2	0-4	1-2
Alexander, A ROV	37-18	55	3-0	-	7-0	3-6	7-1	5-2	4-2	4-5	DNP	0-1	-	1-0	3-1
Nicolas, D DE	21-24	45	1-1	0-1	1-1	2-1	1-3	1-3	2-2	0-3	5-2	4-0	1-3	1-1	2-3
Ekanem, K DE	18-21	39	-	1-3	3-0	1-1	-	3-6	0-3	1-2	2-0	3-2	1-2	1-2	2-0
Edmunds, Te ROV	16-18	34	-	0-1	1-0	0-3	4-1	2-5	1-0	0-2	0-1	-	4-2	3-3	1-0
Facyson, B CB	20-11	31	1-1	0-1	1-0	-	3-0	2-2	1-1	3-2	1-1	0-1	3-2	1-0	4-0
Reynolds, M CB	20-10	30	1-1	-	1-0	4-0	0-1	2-0	1-1	5-3	-	-	0-1	-	6-3
Shegog, A ROV	16-13	29	-	-	1-0	0-1	-	0-1	-	-	3-0	2-2	3-5	2-2	5-2
Baron, W DT	16-12	28	-	2-1	2-1	-	2-2	1-3	2-2	0-2	2-0	5-0	-	0-1	-
Frye, D FS	18-10	28	4-5	1-3	-	3-0	-	DNP	DNP	2-1	2-0	-	-	6-1	DNP
Vandyke, R OLB	14-12	26	3-2	1-5	0-1	-	-	4-1	4-1	0-1	2-0	-	0-1	-	-
Riley, D FS	16-9	25	-	1-0	-	0-1	2-0	1-1	0-2	3-0	2-0	4-2	0-1	2-2	1-0
Stroman, G CB	16-8	24	0-2	1-0	3-1	2-3	-	-	-	-	1-0	-	5-0	1-2	3-0
Marshall, C DT	8-9	17	0-2	1-0	-	2-1	-	DNP	DNP	-	DNP	0-1	3-2	1-1	1-2
Huelskamp, S LB	7-6	13	-	1-1	1-0	5-5	DNP	DNP	DNP	DNP	DNP	-	DNP	DNP	-
Mihota, V DT	4-8	12	0-2	0-2	-	-	-	-	0-2	0-1	-	-	1-1	-	3-0
Edmunds, Trem LB	6-5	11	-	-	1-1	0-1	-	-	-	0-1	-	0-1	-	1-0	4-1
Greene, D FS	5-3	8	1-1	3-2	-	DNP	DNP	-	-	-	-	1-0	-	-	-
Williams, N DT	5-3	8	-	-	-	-	1-0	-	0-2	-	-	3-0	1-0	0-1	-
Fuller, K CB	3-4	7	1-1	1-3	1-0	DNP	DNP	DNP	DNP	DNP	DNP	DNP	DNP	DNP	DNP
McKinnon, D LB	2-4	6	1-1	1-1	0-2	DNP	DNP	DNP	DNP	DNP	DNP	DNP	DNP	DNP	DNP
Peoples, S	2-3	5	-	-	-	0-2	-	0-1	-	-	-	1-0	-	1-0	-
Slye, J	2-3	5	1-0	-	0-1	0-1	1-0	-	-	0-1	-	-	-	-	-
Dooley, S DE	0-4	4	-	0-1	-	-	-	0-2	-	0-1	-	-	-	DNP	DNP
Lydon, C LB	2-2	4	DNP	DNP	-	1-1	-	0-1	1-0	-	-	-	-	-	-
Alleyne, J FS	3-1	4	DNP	-	1-0	-	-	-	-	0-1	1-0	-	-	-	1-0
Sobczak, S DT	0-2	2	0-1	-	-	DNP	DNP	-	0-1	DNP	DNP	DNP	DNP	DNP	-
Edmunds, Trey	2-0	2	-	-	-	-	-	-	-	-	2-0	-	-	-	-
Ford, I	2-0	2	-	-	-	-	-	-	1-0	-	-	-	-	1-0	-
Rogers, S	1-1	2	-	-	-	-	-	-	1-0	0-1	-	-	-	-	-
Malleck, R	1-1	2	-	-	-	-	-	1-0	-	-	-	-	0-1	-	-
Moss, J LB	0-1	1	0-1	-	DNP	-	-	-	-	-	-	-	-	-	-
McMillian, T	1-0	1	-	-	-	-	1-0	-	-	-	-	-	-	-	-
Galante, J LB	1-0	1	DNP	-	DNP	-	-	-	-	-	1-0	-	-	-	-
Phillips, C	1-0	1	-	-	-	-	-	-	1-0	-	-	-	-	-	-
Motley, B	1-0	1	1-0	-	-	-	-	-	-	-	-	-	DNP	DNP	DNP
Caleb, J	0-1	1	DNP	0-1	-	-	-	-	-	-	-	-	-	-	-
D'Antuono, E	0-1	1	0-1	-	-	-	-	-	-	-	-	-	-	DNP	DNP
Jones, G FS	1-0	1	-	-	DNP	-	-	-	-	-	-	-	-	-	1-0
Banks, E CB	0-1	1	DNP	0-1	DNP	DNP	DNP	DNP	DNP	DNP	DNP	DNP	DNP	DNP	-
Brewer, M	1-0	1	-	DNP	DNP	DNP	DNP	DNP	-	-	-	-	-	-	1-0
Minor, R LB	1-0	1	-	-	DNP	DNP	DNP	DNP	-	DNP	-	-	-	1-0	-
Newsome, D	1-0	1	-	-	-	-	DNP	1-0	-	DNP	DNP	DNP	DNP	DNP	DNP
Hughes, A.J.	0-1	1	-	-	-	-	-	-	-	0-1	-	-	-	-	-
Conte, A	1-0	1	-	-	-	-	1-0	-	-	-	-	-	-	-	-
Coleman, J.C.	0-1	1	-	-	-	-	0-1	-	DNP	-	-	-	-	-	-
Hansen, W	1-0	1	-	-	-	1-0	-	-	-	-	-	-	-	-	-

SACKS	UA-A	TOT	OSU	FURMAN	PURDUE	ECU	PITT	NCST	UM	DUKE	BC	GT	UNC	VA	TULSA
Ekanem, K DE	4-1	4.5	-	-	-	-	-	1.5-5	-	-	-	1.0-7	-	1.0-4	1.0-2
Motuapauka, A LB	3-2	4.0	-	-	DNP	DNP	1.0-16	0.5-4	-	-	1.0-6	0.5-6	-	-	1.0-7
Baron, W DT	3-0	3.0	-	1.0-9	1.0-7	-	-	1.0-6	-	-	-	-	-	-	-
Clarke, D LB	2-2	3.0	-	1.0-6	-	-	1.0-3	1.0-7	-	-	-	-	-	-	DNP
Nicolas, D DE	2-1	2.5	-	-	-	-	-	-	-	-	1.0-12	-	-	-	1.5-11
Maddy, L DT	2-1	2.5	-	-	-	-	1.0-8	-	1.0-8	-	-	-	-	-	0.5-3
Marshall, C DT	2-1	2.5	-	1.0-11	-	-	-	DNP	DNP	-	DNP	0.5-5	1.0-15	-	-
Huelskamp, S LB	1-0	1.0	-	-	-	1.0-8	DNP	DNP	DNP	DNP	DNP	-	DNP	DNP	-
Clark, C CB	1-0	1.0	-	-	-	-	1.0-8	-	-	-	-	-	-	-	-
Fuller, K CB	1-0	1.0	-	-	1.0-6	DNP	DNP	DNP	DNP	DNP	DNP	DNP	DNP	DNP	DNP
Mihota, V DT	1-0	1.0	-	-	-	-	-	-	-	-	-	-	-	-	1.0-5

## DEFENSE GAME-BY-GAME

TACKLES FOR LOSS	UA-A	TOT	OSU	FURMAN	PURDUE	ECU	PITT	NCST	UM	DUKE	BC	GT	UNC	VA	TULSA
Motuapuaka, A LB	9-5	11.5	-	-	DNP	DNP	1.0-16	0.5-4	1.0-1	-	2.0-7	2.5-9	2.0-3	1.0-2	1.5-7
Clarke, D LB	7-7	10.5	-	2.5-9	-	-	2.5-5	2.0-8	-	-	2.5-8	-	-	1.0-7	DNP
Ekanem, K DE	8-3	9.5	-	-	-	1.5-9	-	2.5-6	-	-	-	2.0-12	1.0-5	1.5-4	1.0-2
Baron, W DT	7-2	8.0	-	2.5-13	1.0-7	-	1.0-1	1.5-7	-	-	1.0-1	1.0-2	-	-	-
Nicolas, D DE	6-2	7.0	-	-	-	-	-	-	1.0-2	-	3.5-23	-	1.0-5	-	1.5-11
Maddy, L DT	5-4	7.0	1.5-2	-	-	1.5-4	1.0-8	0.5-0	2.0-10	-	-	-	-	-	0.5-3
Marshall, C DT	4-3	5.5	0.5-1	1.0-11	-	2.5-7	-	DNP	DNP	-	DNP	0.5-5	1.0-15	-	-
Reynolds, M CB	4-0	4.0	-	-	-	1.0-2	-	2.0-8	-	1.0-7	-	-	-	-	-
Huelskamp, S LB	3-1	3.5	-	-	-	3.5-11	DNP	DNP	DNP	DNP	DNP	-	DNP	DNP	-
Clark, C CB	1-4	3.0	0.5-0	-	-	-	1.5-8	-	-	0.5-1	-	-	0.5-1	-	-
Mihota, V DT	2-1	2.5	-	-	-	-	-	-	0.5-2	-	-	-	1.0-2	-	1.0-5
Edmunds, Trem LB	2-1	2.5	-	-	-	-	-	-	-	-	-	-	-	-	2.5-7
Vandyke, R OLB	2-0	2.0	1.0-1	-	-	-	-	1.0-1	-	-	-	-	-	-	-
Williams, N DT	1-1	1.5	-	-	-	-	-	-	0.5-1	-	-	1.0-1	-	-	-
Edmunds, Te ROV	1-1	1.5	-	-	-	-	-	1.0-1	-	-	-	-	0.5-1	-	-
McKinnon, D LB	1-0	1.0	-	1.0-1	-	DNP	DNP	DNP	DNP	DNP	DNP	DNP	DNP	DNP	DNP
Facyson, B CB	1-0	1.0	-	-	-	-	-	-	-	1.0-1	-	-	-	-	-
Lydon, C LB	1-0	1.0	DNP	DNP	-	1.0-3	-	-	-	-	-	-	-	-	-
Fuller, K CB	1-0	1.0	-	-	1.0-6	DNP	DNP	DNP	DNP	DNP	DNP	DNP	DNP	DNP	DNP
Stroman, G CB	0-1	0.5	0.5-1	-	-	-	-	-	-	-	-	-	-	-	-
Alexander, A ROV	0-1	0.5	-	-	-	-	-	-	-	0.5-1	DNP	-	-	-	-
Shegog, A ROV	0-1	0.5	-	-	-	-	-	-	-	-	-	-	-	0.5-1	-

## RETURNS GAME-BY-GAME

PUNT RETURNS	NO-YDS	OSU	FURMAN	PURDUE	ECU	PITT	NCST	UM	DUKE	BC	GT	UNC	VA	TULSA
Stroman, G	31-241	1-0	1-0	5-36	2-0	1-2	2-4	2-1	2-2	4-28	2-6	2-24	3-16	4-132
Edmunds, Te	1-19	-	-	1-19	-	-	-	-	-	-	-	-	-	-

KICK RETURNS	NO-YDS	OSU	FURMAN	PURDUE	ECU	PITT	NCST	UM	DUKE	BC	GT	UNC	VA	TULSA
Greene, D	16-438	1-18	-	2-116	DNP	DNP	1-25	3-58	2-26	1-25	1-19	2-35	1-41	2-75
Coleman, J.C.	9-170	-	-	-	-	-	-	DNP	2-43	1-11	-	2-46	1-14	3-56
McMillian, T	5-88	3-57	-	-	-	-	-	2-31	-	-	-	-	-	-
Asante, K	4-61	-	2-28	-	1-17	1-16	DNP	-	-	-	-	-	-	DNP

INT. RETURNS	NO-YDS	OSU	FURMAN	PURDUE	ECU	PITT	NCST	UM	DUKE	BC	GT	UNC	VA	TULSA
Alexander, A	4--4	-	1-0	1--4	-	-	1-0	-	-	DNP	-	-	1-0	-
Stroman, G	2--2	-	-	-	1--2	-	-	-	-	1-0	-	-	-	-
Motuapuaka, A	1-18	-	1-18	DNP	DNP	-	-	-	-	-	-	-	-	-
Frye, D	1-0	1-0	-	-	-	-	DNP	DNP	-	-	-	-	-	DNP
Huelskamp, S	1-0	-	-	1-0	-	DNP	DNP	DNP	DNP	DNP	-	DNP	DNP	-
Clark, C	1-0	-	-	-	-	-	-	-	-	-	-	-	1-0	-

FUMBLE RETURNS	NO-YDS	OSU	FURMAN	PURDUE	ECU	PITT	NCST	UM	DUKE	BC	GT	UNC	VA	TULSA
Motuapuaka, A	1-34	-	-	DNP	DNP	-	-	-	-	1-34	-	-	-	-
Clark, C	1-20	-	-	1-20	-	-	-	-	-	-	-	-	-	-
Reynolds, M	1-17	-	-	-	1-17	-	-	-	-	-	-	-	-	-
Edmunds, Te	1-9	-	-	-	-	1-9	-	-	-	-	-	-	-	-

# GAMES PLAYED

NO.	NAME	GP/GS	OSU	FURMAN	PURDUE	ECU	PITT	NCST	UM	DUKE	BC	GT	UNC	VA	TULSA
36	Alexander, A	12/8	XXX	XXX	START	START	START	START	START	START	...	XXX	XXX	START	START
17	Alleyne, J	12/-	...	XXX	XXX	XXX	XXX	XXX	XXX	XXX	XXX	XXX	XXX	XXX	XXX
81	Asante, K	11/-	XXX	XXX	XXX	XXX	XXX	...	XXX	XXX	XXX	XXX	XXX	XXX	...
50	Banks, E	2/-	...	XXX	...	...	...	...	...	...	...	...	...	...	XXX
60	Baron, W	13/6	XXX	XXX	START	XXX	XXX	START	START	START	START	START	XXX	XXX	XXX
21	Brainard, M	12/-	XXX	XXX	XXX	XXX	XXX	XXX	XXX	XXX	XXX	...	XXX	XXX	XXX
12	Brewer, M	8/7	START	...	...	...	...	...	XXX	START	START	START	START	START	START
82	Burke, X	1/-	...	...	...	XXX	...	...	...	...	...	...	...	...	...
8	Burns, D	2/-	...	XXX	XXX	...	...	...	...	...	...	...	...	...	...
15	Caleb, J	12/-	...	XXX	XXX	XXX	XXX	XXX	XXX	XXX	XXX	XXX	XXX	XXX	XXX
86	Carroll, C.J.	2/-	...	XXX	XXX	...	...	...	...	...	...	...	...	...	...
61	Chung, K	4/1	XXX	XXX	XXX	...	...	START	...	...	...	...	...	...	...
19	Clark, C	13/13	START	START	START	START	START	START	START	START	START	START	START	START	START
40	Clarke, D	12/11	START	START	START	START	START	START	START	START	START	XXX	START	START	...
89	Cline, K	9/-	XXX	XXX	XXX	XXX	XXX	XXX	XXX	XXX	...	...	...	...	XXX
4	Coleman, J.C.	12/4	START	START	XXX	START	START	XXX	...	XXX	XXX	XXX	XXX	XXX	XXX
72	Conte, A	13/13	START	START	START	START	START	START	START	START	START	START	START	START	START
59	D'Antuono, E	11/-	XXX	XXX	XXX	XXX	XXX	XXX	XXX	XXX	XXX	XXX	XXX	...	...
43	Dooley, S	11/-	XXX	XXX	XXX	XXX	XXX	XXX	XXX	XXX	XXX	XXX	XXX	...	...
13	Durkin, C	4/-	...	XXX	XXX	XXX	...	...	...	...	XXX	...	...	...	...
55	Eberly, J	4/-	...	XXX	...	...	...	...	...	...	...	XXX	XXX	...	XXX
22	Edmunds, Te	13/8	XXX	XXX	XXX	XXX	START	START	START	START	START	START	START	START	XXX
49	Edmunds, Trem	13/2	XXX	XXX	XXX	XXX	XXX	XXX	XXX	XXX	XXX	START	XXX	XXX	START
14	Edmunds, Trey	13/-	XXX	XXX	XXX	XXX	XXX	XXX	XXX	XXX	XXX	XXX	XXX	XXX	XXX
40	Ekanem, K	13/13	START	START	START	START	START	START	START	START	START	START	START	START	START
31	Facyson, B	13/10	START	START	START	START	START	START	START	START	XXX	START	START	XXX	XXX
1	Ford, I	13/12	START	START	START	START	START	START	START	START	START	XXX	START	START	START
26	Frye, D	10/4	START	START	XXX	XXX	XXX	...	...	XXX	START	XXX	XXX	START	...
11	Fuller, K	3/3	START	START	START	...	...	...	...	...	...	...	...	...	...
33	Galante, J	11/-	...	XXX	...	XXX	XXX	XXX	XXX	XXX	XXX	XXX	XXX	XXX	XXX
64	Gallo, E	13/13	START	START	START	START	START	START	START	START	START	START	START	START	START
23	Greene, D	11/-	XXX	XXX	XXX	...	...	XXX	XXX	XXX	XXX	XXX	XXX	XXX	XXX
77	Hansen, W	13/13	START	START	START	START	START	START	START	START	START	START	START	START	START
93	Haynes, J	13/-	XXX	XXX	XXX	XXX	XXX	XXX	XXX	XXX	XXX	XXX	XXX	XXX	XXX
7	Hodges, B	13/13	START	START	START	START	START	START	START	START	START	START	START	START	START
56	Huelskamp, S	6/2	XXX	XXX	START	START	...	...	...	...	...	XXX	...	...	XXX
27	Hughes, A.J.	13/-	XXX	XXX	XXX	XXX	XXX	XXX	XXX	XXX	XXX	XXX	XXX	XXX	XXX
29	Jones, G	12/-	XXX	XXX	...	XXX	XXX	XXX	XXX	XXX	XXX	XXX	XXX	XXX	XXX
80	Knowles, D	2/-	...	XXX	XXX	...	...	...	...	...	...	...	...	...	...
20	Lawson, D	5/-	...	XXX	XXX	XXX	...	XXX	XXX	...	...	...	...	...	...
44	Lydon, C	11/-	...	...	XXX	XXX	XXX	XXX	XXX	XXX	XXX	XXX	XXX	XXX	XXX
92	Maddy, L	13/13	START	START	START	START	START	START	START	START	START	START	START	START	START
88	Malleck, R	13/13	START	START	START	START	START	START	START	START	START	START	START	START	START
96	Marshall, C	10/6	XXX	START	XXX	START	START	...	...	XXX	...	XXX	START	START	START
28	McKenzie, S	2/-	...	XXX	XXX	...	...	...	...	...	...	...	...	...	...
38	McKinnon, D	3/-	XXX	XXX	XXX	...	...	...	...	...	...	...	...	...	...
71	McLaughlin, J	13/13	START	START	START	START	START	START	START	START	START	START	START	START	START
34	McMillian, T	13/7	XXX	XXX	START	XXX	XXX	XXX	START	XXX	START	START	START	START	START
83	Meyer, C	13/-	XXX	XXX	XXX	XXX	XXX	XXX	XXX	XXX	XXX	XXX	XXX	XXX	XXX
99	Mihota, V	13/1	XXX	XXX	XXX	XXX	XXX	XXX	XXX	XXX	XXX	XXX	XXX	START	XXX
18	Minor, R	8/-	XXX	XXX	...	...	...	...	XXX	...	XXX	XXX	XXX	XXX	XXX
66	Mitchell, B	1/-	...	XXX	...	...	...	...	...	...	...	...	...	...	...
50	Moss, J	12/-	XXX	XXX	...	XXX	XXX	XXX	XXX	XXX	XXX	XXX	XXX	XXX	XXX
9	Motley, B	10/6	XXX	START	START	START	START	START	START	XXX	XXX	XXX	...	...	...
54	Motuapuaka, A	11/11	START	START	...	...	START	START	START	START	START	START	START	START	START
20	Newsome, D	6/-	XXX	XXX	XXX	XXX	...	XXX	XXX	...	...	...	...	...	...
90	Nicolas, D	13/12	START	START	START	START	START	START	START	START	START	START	START	XXX	START
69	Nijman, Y	12/-	XXX	XXX	XXX	XXX	XXX	XXX	XXX	XXX	XXX	XXX	XXX	XXX	...
67	Osterloh, P	13/-	XXX	XXX	XXX	XXX	XXX	XXX	XXX	XXX	XXX	XXX	XXX	XXX	XXX
32	Peoples, S	13/-	XXX	XXX	XXX	XXX	XXX	XXX	XXX	XXX	XXX	XXX	XXX	XXX	XXX
58	Pettit, C	1/-	...	XXX	...	...	...	...	...	...	...	...	...	...	...
74	Pfaff, B	2/-	...	XXX	XXX	...	...	...	...	...	...	...	...	...	...
5	Phillips, C	13/10	START	START	XXX	START	XXX	START	XXX	START	START	START	START	START	XXX
52	Redman, D	13/-	XXX	XXX	XXX	XXX	XXX	XXX	XXX	XXX	XXX	XXX	XXX	XXX	XXX
6	Reynolds, M	13/2	XXX	XXX	XXX	START	XXX	XXX	XXX	START	XXX	XXX	XXX	XXX	XXX
2	Riley, D	13/2	XXX	XXX	XXX	XXX	XXX	XXX	XXX	XXX	XXX	START	XXX	XXX	START
45	Rogers, S	13/5	XXX	XXX	START	XXX	XXX	START	XXX	START	START	XXX	XXX	XXX	START
35	Santamaria, M	2/-	...	XXX	XXX	...	...	...	...	...	...	...	...	...	...
24	Shegog, A	13/5	XXX	XXX	XXX	XXX	XXX	XXX	XXX	XXX	START	START	START	START	START
46	Slye, J	13/-	XXX	XXX	XXX	XXX	XXX	XXX	XXX	XXX	XXX	XXX	XXX	XXX	XXX
75	Smith, A	3/-	XXX	XXX	XXX	...	...	...	...	...	...	...	...	...	...
91	Sobczak, S	6/-	XXX	XXX	XXX	...	...	XXX	XXX	...	...	...	...	...	XXX
3	Stroman, G	13/6	START	XXX	START	START	XXX	START	XXX	XXX	XXX	XXX	START	XXX	START
87	Taylor, C	5/-	...	XXX	XXX	...	...	...	...	...	...	...	XXX	XXX	XXX
47	Taylor, Q	2/-	...	XXX	...	...	...	...	...	...	...	...	...	XXX	...
57	Teller, W	13/12	START	START	START	START	START	XXX	START	START	START	START	START	START	START
37	Vandyke, R	13/6	START	START	XXX	XXX	START	START	START	XXX	START	XXX	XXX	XXX	XXX
41	Willenbrock, J	11/-	XXX	XXX	XXX	...	...	XXX	XXX	XXX	XXX	XXX	XXX	XXX	XXX
20	Williams, C	1/-	...	XXX	...	...	...	...	...	...	...	...	...	...	...
95	Williams, N	13/-	XXX	XXX	XXX	XXX	XXX	XXX	XXX	XXX	XXX	XXX	XXX	XXX	XXX
53	Young, T	6/-	XXX	XXX	XXX	...	...	...	...	...	...	...	XXX	XXX	XXX



BY-QUARTER STATISTIC  
3RD-DOWN CONVERSIONS

DATE	OPPONENT		SCORE	OVERALL	1ST QTR	2ND QTR	3RD QTR	4TH QTR	OT QTR
Sep 07	(1/1) Ohio State	L	24-42	8-17 47.1%	2-5 40.0%	3-5 60.0%	2-4 50.0%	1-3 33.3%	
Sep 12	Furman	W	42-3	4-12 33.3%	0-3 0.0%	1-4 25.0%	1-1 100.0%	2-4 50.0%	
Sep 19	at Purdue	W	51-24	7-16 43.8%	1-3 33.3%	2-3 66.7%	1-4 25.0%	3-6 50.0%	
Sep 26	at East Carolina	L	28-35	6-16 37.5%	1-3 33.3%	2-6 33.3%	2-4 50.0%	1-3 33.3%	
* Oct 03	Pittsburgh	L	13-17	4-13 30.8%	1-3 33.3%	1-3 33.3%	1-3 33.3%	1-4 25.0%	
* Oct 09	NC State	W	28-13	5-12 41.7%	0-3 0.0%	3-3 100.0%	1-3 33.3%	1-3 33.3%	
* Oct 17	at Miami	L	20-30	3-10 30.0%	1-2 50.0%	0-3 0.0%	1-3 33.3%	1-2 50.0%	
* Oct 24	(23/21) Duke	L	43-45	11-22 50.0%	2-3 66.7%	2-6 33.3%	6-7 85.7%	0-3 0.0%	1-3 33.3%
* Oct 31	at Boston College	W	26-10	3-15 20.0%	0-2 0.0%	2-5 40.0%	0-3 0.0%	1-5 20.0%	
* Nov 12	at Georgia Tech	W	23-21	6-15 40.0%	1-3 33.3%	4-5 80.0%	1-5 20.0%	0-2 0.0%	
* Nov 21	(12/12) North Carolina	L	27-30	6-17 35.3%	2-5 40.0%	1-5 20.0%	2-3 66.7%	1-3 33.3%	0-1 0.0%
* Nov 28	at Virginia	W	23-20	3-14 21.4%	1-3 33.3%	0-4 0.0%	0-4 0.0%	2-3 66.7%	
! Dec 26	Tulsa	W	55-52	8-14 57.1%	1-2 50.0%	3-4 75.0%	3-4 75.0%	1-4 25.0%	
	Virginia Tech			74-193 38.3%	13-40 32.5%	24-56 42.9%	21-48 43.8%	15-45 33.3%	1-4 25.0%
	Opponents			63-188 33.5%	22-45 48.9%	16-50 32.0%	11-43 25.6%	13-47 27.7%	1-3 33.3%

4TH-DOWN CONVERSIONS

DATE	OPPONENT		SCORE	OVERALL	1ST QTR	2ND QTR	3RD QTR	4TH QTR	OT QTR
Sep 07	(1/1) Ohio State	L	24-42	0-0 0.0%	0-0 0.0%	0-0 0.0%	0-0 0.0%	0-0 0.0%	
Sep 12	Furman	W	42-3	2-2 100.0%	0-0 0.0%	1-1 100.0%	0-0 0.0%	1-1 100.0%	
Sep 19	at Purdue	W	51-24	0-1 0.0%	0-0 0.0%	0-0 0.0%	0-0 0.0%	0-1 0.0%	
Sep 26	at East Carolina	L	28-35	2-3 66.7%	1-1 100.0%	1-1 100.0%	0-0 0.0%	0-1 0.0%	
* Oct 03	Pittsburgh	L	13-17	0-1 0.0%	0-0 0.0%	0-0 0.0%	0-0 0.0%	0-1 0.0%	
* Oct 09	NC State	W	28-13	0-1 0.0%	0-0 0.0%	0-0 0.0%	0-0 0.0%	0-1 0.0%	
* Oct 17	at Miami	L	20-30	1-2 50.0%	0-0 0.0%	1-1 100.0%	0-1 0.0%	0-0 0.0%	
* Oct 24	(23/21) Duke	L	43-45	1-1 100.0%	0-0 0.0%	0-0 0.0%	0-0 0.0%	1-1 100.0%	0-0 0.0%
* Oct 31	at Boston College	W	26-10	0-0 0.0%	0-0 0.0%	0-0 0.0%	0-0 0.0%	0-0 0.0%	
* Nov 12	at Georgia Tech	W	23-21	0-0 0.0%	0-0 0.0%	0-0 0.0%	0-0 0.0%	0-0 0.0%	
* Nov 21	(12/12) North Carolina	L	27-30	2-2 100.0%	0-0 0.0%	0-0 0.0%	0-0 0.0%	2-2 100.0%	0-0 0.0%
* Nov 28	at Virginia	W	23-20	0-0 0.0%	0-0 0.0%	0-0 0.0%	0-0 0.0%	0-0 0.0%	
! Dec 26	Tulsa	W	55-52	0-0 0.0%	0-0 0.0%	0-0 0.0%	0-0 0.0%	0-0 0.0%	
	Virginia Tech			8-13 61.5%	1-1 100.0%	3-3 100.0%	0-1 0.0%	4-8 50.0%	0-0 0.0%
	Opponents			10-20 50.0%	2-2 100.0%	1-3 33.3%	1-1 100.0%	6-14 42.9%	0-0 0.0%

TIME OF POSSESSION

DATE	OPPONENT		SCORE	OVERALL	1ST QTR	2ND QTR	3RD QTR	4TH QTR	OT QTR
Sep 07	(1/1) Ohio State	L	24-42	32:52	7:25	10:22	8:03	7:02	
Sep 12	Furman	W	42-3	29:22	6:21	6:32	7:01	9:28	
Sep 19	at Purdue	W	51-24	38:11	7:19	9:48	9:26	11:38	
Sep 26	at East Carolina	L	28-35	33:10	7:28	9:38	7:30	8:34	
* Oct 03	Pittsburgh	L	13-17	26:00	7:47	6:14	7:29	4:30	
* Oct 09	NC State	W	28-13	27:13	4:24	9:54	6:12	6:43	
* Oct 17	at Miami	L	20-30	27:52	7:41	5:02	9:06	6:03	
* Oct 24	(23/21) Duke	L	43-45	36:51	5:52	7:03	13:20	10:36	0:00
* Oct 31	at Boston College	W	26-10	34:43	10:21	8:12	6:00	10:10	
* Nov 12	at Georgia Tech	W	23-21	30:07	4:41	8:51	10:31	6:04	
* Nov 21	(12/12) North Carolina	L	27-30	33:26	9:53	7:46	9:22	6:25	0:00
* Nov 28	at Virginia	W	23-20	25:23	5:42	6:23	5:50	7:28	
! Dec 26	Tulsa	W	55-52	33:40	7:36	6:37	12:00	7:27	
Virginia Tech		Total		408:50	92:30	102:22	111:50	102:08	0:00
		Avg.		31:26	7:06	7:52	8:36	7:51	0:00
Opponents		Total		371:10	102:30	92:38	83:10	92:52	0:00
		Avg.		28:33	7:53	7:07	6:23	7:08	0:00

Virginia Tech - 2015-16 Football Ranking Summary thru games 01/11/2016

Statistic	National Rank	Conference Rank	Value	National Leader	Value	Conference Leader	Value
3rd Down Conversion Pct (127 ranked)	75	7	0.383	Texas Tech	0.517	North Carolina	0.488
3rd Down Conversion Pct Defense (127 ranked)	20	3	0.335	Boston College	0.241	Boston College	0.241
4th Down Conversion Pct (127 ranked)	29	4	0.615	Navy	0.923	Pittsburgh	0.846
4th Down Conversion Pct Defense (127 ranked)	62	10	0.500	Penn St.	0.154	Boston College	0.200
Blocked Kicks (78 ranked)	43	5	2	BYU	8	Pittsburgh	5
Blocked Kicks Allowed (127 ranked)	27	5	1	26 teams tied	0	4 teams tied	0
Blocked Punts (28 ranked)	28	4	1	Temple	5	Boston College	3
Blocked Punts Allowed (123 ranked)	61	9	1	60 teams tied	0	8 teams tied	0
Completion Percentage (127 ranked)	81	9	0.566	Western Ky.	0.718	Clemson	0.674
Defensive TDs (44 ranked)	25	2	3	Arkansas St.	8	Syracuse	4
Fewest Penalties (127 ranked)	112	12	96	Georgia Tech	38	Georgia Tech	38
Fewest Penalties Per Game (127 ranked)	109	11	7.38	Navy	3.08	Georgia Tech	3.17
Fewest Penalty Yards (127 ranked)	102	13	816	Georgia Tech	329	Georgia Tech	329
Fewest Penalty Yards Per Game (127 ranked)	98	12	62.77	Navy	26.08	Georgia Tech	27.42
First Downs Defense (127 ranked)	31	8	238	Boston College	166	Boston College	166
First Downs Offense (127 ranked)	64	7	262	Clemson	393	Clemson	393
Fumbles Lost (127 ranked)	38	5	7	Arkansas South Carolina	3 3	Miami (FL)	5
Fumbles Recovered (127 ranked)	1	1	15	Virginia Tech Navy	15 15	Virginia Tech	15
Kickoff Return Defense (127 ranked)	47	7	20.48	Ga. Southern	14.58	Florida St.	16.88
Kickoff Returns (127 ranked)	42	6	22.26	Tennessee	33.41	Duke	26.18
Net Punting (127 ranked)	37	7	38.70	Utah	43.70	Wake Forest	41.25
Passes Had Intercepted (127 ranked)	97	10	14	Navy	2	North Carolina St.	6
Passes Intercepted (127 ranked)	78	9	10	Arkansas St.	26	Louisville North Carolina	17 17
Passing Offense (127 ranked)	64	9	225.8	Washington St.	389.5	Clemson	291.5
Passing Yards Allowed (127 ranked)	19	4	189.2	Georgia	156.5	Boston College	171.5
Passing Yards per Completion (127 ranked)	37	5	13.17	Army West Point	23.02	Georgia Tech	18.05
Punt Return Defense (127 ranked)	7	2	2.84	Oklahoma	1.09	Boston College	1.66
Punt Returns (127 ranked)	63	7	8.59	Texas A&M	19.68	Virginia	16.00
Red Zone Defense (127 ranked)	97	11	0.875	Appalachian St.	0.636	Boston College	0.733
Red Zone Offense (127 ranked)	47	6	0.865	Navy	0.948	Syracuse	0.923
Rushing Defense (127 ranked)	75	11	180.7	Alabama	75.7	Boston College	82.8
Rushing Offense (127 ranked)	81	11	159.2	Ga. Southern	363.0	Georgia Tech	256.2
Sacks Allowed (127 ranked)	100	11	2.62	Air Force	0.21	North Carolina	1.14
Scoring Defense (127 ranked)	59	11	26.3	Wisconsin	13.7	Boston College	15.3
Scoring Offense (127 ranked)	53	6	31.0	Baylor	48.1	North Carolina	40.7
Tackles for Loss Allowed (127 ranked)	75	8	6.31	Toledo	3.42	North Carolina	4.14
Team Passing Efficiency (127 ranked)	56	6	132.19	Western Ky.	177.39	North Carolina	159.41
Team Passing Efficiency Defense (127 ranked)	38	6	119.25	Michigan	94.60	Boston College	104.66
Team Sacks (127 ranked)	70	8	2.00	Arizona St. Penn St.	3.54 3.54	Clemson	3.20
Team Tackles for Loss (127 ranked)	51	6	6.5	Boston College	9.6	Boston College	9.6
Time of Possession (127 ranked)	33	5	31:26	Stanford	34:48	North Carolina St.	33:03
Total Defense (127 ranked)	44	9	369.8	Boston College	254.3	Boston College	254.3
Total Offense (127 ranked)	74	8	385.1	Baylor	616.2	Clemson	514.5
Turnover Margin (127 ranked)	39	5	0.31	San Diego St.	1.57	Miami (FL)	0.85
Turnovers Gained (126 ranked)	24	3	25	Houston	35	Louisville North Carolina	26 26
Turnovers Lost (127 ranked)	69	8	21	Navy	8	North Carolina St.	13
Winning Percentage (126 ranked)	58	8	0.538	Alabama Clemson	0.933 0.933	Clemson	0.933

Statistic	Player	National Rank	Conference Rank	Value	National Leader	Value	Conference Leader	Value
All Purpose (200 ranked)	Isaiah Ford Travon McMillian	119 129	10 12	93.46 91.85	Christian McCaffrey, Stanford	276.00	Dalvin Cook, Florida St.	161.25
Blocked Kicks (7 ranked)					Bronson Kaufusi, BYU	4	Matt Milano, Boston College Chris Milton, Georgia Tech	2 2
Combined Kick Returns (199 ranked)	Der'Woun Greene Greg Stroman	88 162	10 19	438 241	Derek Keaton, Ga. Southern	1,210	Brisly Estime, Syracuse	937
Completion Percentage (114 ranked)	Brenden Motley	83	9	0.561	Brandon Doughty, Western Ky.	0.719	Deshaun Watson, Clemson	0.678
Completions Per Game (100 ranked)					Luke Falk, Washington St.	37.33	Deshaun Watson, Clemson	22.20
Field Goal Percentage (108 ranked)	Joey Slye	52	7	0.767	Garrett Schwettman, Western Ky.	0.938	Nick Weiler, North Carolina	0.870
Field Goals Per Game (133 ranked)	Joey Slye	8	4	1.77	Michael Badgley, Miami (FL)	2.08	Michael Badgley, Miami (FL)	2.08
Forced Fumbles (32 ranked)	Andrew Motuapuaka	26	3	0.27	Carl Nassib, Penn St.	0.46	Ron Thompson, Syracuse	0.33
Fumbles Recovered (26 ranked)	Andrew Motuapuaka Dadi Nicolas Mook Reynolds Anthony Shegog	26 26 26 26	5 5 5 5	2 2 2 2	Kyler Fackrell, Utah St.	5	4 players tied	3
Interceptions Per Game (150 ranked)	Adonis Alexander	39	3	0.3	Shawun Lurry, Northern Ill.	0.6	Artie Burns, Miami (FL)	0.5
Kickoff Return TDs (11 ranked)					Morgan Burns, Kansas St.	4	Devon Edwards, Duke	3
Kickoff Returns (117 ranked)	Der'Woun Greene	10	3	27.4	Evan Berry, Tennessee	38.3	Devon Edwards, Duke	29.2
Passes Defended (28 ranked)					William Jackson, III, Houston	2.2	M.J. Stewart, North Carolina Brad Watson, Wake Forest	1.5 1.5
Passing Efficiency (114 ranked)	Brenden Motley	65	6	128.9	Vernon Adams Jr., Oregon	179.1	Deshaun Watson, Clemson	156.3
Passing TDs (158 ranked)	Michael Brewer Brenden Motley	79 94	8 11	13 11	Brandon Doughty, Western Ky.	48	Deshaun Watson, Clemson	35
Passing Yards (130 ranked)	Michael Brewer Brenden Motley	94 125	11 15	1,703 1,155	Brandon Doughty, Western Ky.	5,055	Deshaun Watson, Clemson	4,104
Passing Yards Per Game (130 ranked)	Brenden Motley	106	10	115.5	Luke Falk, Washington St.	380.5	Deshaun Watson, Clemson	273.6
Passing Yards per Completion (114 ranked)	Brenden Motley	53	6	12.55	Justin Thomas, Georgia Tech	17.93	Justin Thomas, Georgia Tech	17.93
Points Responsible For (191 ranked)	Joey Slye Brenden Motley	107 191	15 23	110 84	Brandon Doughty, Western Ky.	304	Deshaun Watson, Clemson	282
Points Responsible For Per Game (199 ranked)	Brenden Motley Joey Slye	119 122	16 17	8.6 8.5	Trevone Boykin, TCU	22.4	Deshaun Watson, Clemson	18.8
Punt Return TDs (13 ranked)	Anthony Shegog Greg Stroman	13 13	3 3	1 1	Cyrus Jones, Alabama	4	Brisly Estime, Syracuse Ryan Switzer, North Carolina	2 2
Punt Returns (58 ranked)	Greg Stroman	36	7	7.8	Cameron Sutton, Tennessee	18.7	Brisly Estime, Syracuse	18.1
Punting (107 ranked)	A.J. Hughes	38	6	42.9	Dalton Schomp, Fla. Atlantic	48.0	Cason Beatty, Florida St.	45.2
Receiving TDs (184 ranked)	Isaiah Ford Bucky Hodges	12 85	1 8	11 6	Corey Coleman, Baylor	20	Isaiah Ford, Virginia Tech	11
Receiving Yards (198 ranked)	Isaiah Ford Cam Phillips	20 184	1 22	1,164 582	Keyarris Garrett, Tulsa	1,588	Isaiah Ford, Virginia Tech	1,164
Receiving Yards Per Game (200 ranked)	Isaiah Ford	20	1	89.5	Keyarris Garrett, Tulsa	122.2	Isaiah Ford, Virginia Tech	89.5
Receptions Per Game (200 ranked)	Isaiah Ford Cam Phillips	38 158	4 17	5.8 3.8	Tajae Sharpe, Massachusetts	9.3	Tyler Boyd, Pittsburgh	7.6
Rush Yards Per Carry (172 ranked)	Travon McMillian	73	8	5.21	Matt Breida, Ga. Southern	7.92	Dalvin Cook, Florida St.	7.38
Rushing TDs (186 ranked)	Travon McMillian	113	12	7	Derrick Henry, Alabama	28	Dalvin Cook, Florida St.	19
Rushing Yards (200 ranked)	Travon McMillian	56	6	1,042	Derrick Henry, Alabama	2,219	Dalvin Cook, Florida St.	1,691
Rushing Yards Per Game (200 ranked)	Travon McMillian	62	5	80.2	Leonard Fournette, LSU	162.8	Dalvin Cook, Florida St.	140.9
Sacks (59 ranked)					Carl Nassib, Penn St.	1.19	Ejuan Price, Pittsburgh	0.88
Scoring (197 ranked)	Joey Slye Isaiah Ford	39 183	7 21	8.5 5.1	Kenneth Dixon, Louisiana Tech	14.2	Dalvin Cook, Florida St.	10.0
Solo Tackles (61 ranked)	Chuck Clark	61	6	5.0	Fish Smithson, Kansas	7.9	Shakeel Rashad, North Carolina	5.9
Tackles For Loss (33 ranked)					Antonio Longino, Arizona St. Devonte' Fields, Louisville	1.7 1.7	Devonte' Fields, Louisville	1.7
Total Interceptions (76 ranked)	Adonis Alexander	35	4	4	Shawun Lurry, Northern Ill.	9	Artie Burns, Miami (FL)	6
Total Offense (200 ranked)	Brenden Motley Travon McMillian	119 190	13 17	137.9 80.2	Patrick Mahomes, Texas Tech	393.0	Deshaun Watson, Clemson	347.3
Total Tackles (149 ranked)	Chuck Clark	67	9	8.2	Kentrell Brothers, Missouri	12.7	Micah Kiser, Virginia	9.8
Yards per Pass Attempt (114 ranked)	Brenden Motley	71	8	7.04	Vernon Adams Jr., Oregon	10.20	Marquise Williams, North Carolina	8.61
Yards per Reception (200 ranked)	Isaiah Ford Bucky Hodges	76 184	9 23	15.52 13.25	Mack Hollins, North Carolina	24.83	Mack Hollins, North Carolina	24.83



# LIBERTY WEEK MEDIA SCHEDULE

Monday 29	Tuesday 30	Wednesday 31	Thursday 1	Saturday 3	Sunday 4
Press Luncheon 11:30-1 p.m.	Media Interviews Approximately 6 p.m.	ACC Teleconference 11:50 a.m.	No availability	GAME DAY 12:30 p.m. ET	No availability
Coach Fuente along with selected players	Selected individuals	Coach Fuente	<b>Friday 2</b> No availability	Postgame Coaches Fuente, Cornelson, Foster & select players	

## VIRGINIA TECH MEDIA INFORMATION

### MONDAY - PRESS LUNCHEON

Mondays, media members are invited to the Veatch Family Lounge, which is located on the second floor of the Jamerson Athletic Center, to take part in a joint press conference with Coach Justin Fuente and selected players in the football player's lounge. A light lunch is served at 11:30 a.m. with interviews beginning at 12 p.m., with Coach Fuente starting at the podium. The players and coaches who come to Monday's media luncheon will not be available post-practice on Tuesday.

A video feed of the press conference is available for free, both live and archived, on hokiesports.com. Media may watch this feed outside of the Veatch Family Lounge, but can not ask questions.

Media may ONLY park in the softball/track lot without a visitor's pass. Tickets will be the responsibility of the offender.

### TUESDAY - MEDIA INTERVIEWS

Tuesdays, selected individuals will be available post practice. These interviews will take place outside the Veatch Family Lounge at approximately 6 p.m.

Media members are asked to wait in the basketball work area located in Cassell Coliseum until a member of the Strategic Communications staff brings the media members to the lounge area.

Media coming for campus for post-practice interviews do not need a visitor's parking pass (after 5 p.m.). If members plan to come on campus during normal business hours (8 a.m. to 5 p.m.), they must stop at the Visitor's Center and get a parking pass. Tickets will be the responsibility of the offender.

### WEDNESDAY - ACC TELECONFERENCE

The ACC football coaches will be featured on a weekly teleconference, beginning Wednesday, Aug. 31 and continuing each Wednesday until Nov. 22. Each coach will be available for 10 minutes, with Coach Justin Fuente scheduled to start at 11:50 a.m.

Members of the media can secure the number by contacting the ACC office at (336) 851-6062.

### ACC VIDEO CLIP SERVICE

ACC Advanced Media will utilize the ACC Video Clip Service (AVCS) to provide football highlights and press conference excerpts to broadcast media across the conference footprint. This service will provide video content to media outlets in a more timely fashion, in an easy to access and download format, at no cost. To register for the AVCS contact Scott McBurney, Assistant Commissioner/ACC Advanced Media, at smcburney@theacc.org or call 336.369.4646.

### WWW.HOKIESPORTS.COM

The official web site of Virginia Tech athletics is home to all the football knowledge you need. Schedules, results, rosters, bios, stats, general releases and game notes can be found here and are always up to date. The Gameday section (only available for home games) has live stats, radio and television coverage information and other pertinent information.

### HOKIESPORTS.COM/MEDIA

This media-only, password-protected web site is designed to make the media's job easier. Here you will find high-resolution, color head shots of every Tech football player and coach available to download, along with logos and other information.

### HOKIESPORTS.COM/MEDIA/CREDENTIALS

Tech's online site to request single-game press box or photo credentials. No email requests please!

### WWW.THEACC.COM

Updated standings, results, schedules, stats and notes are on the site each week during the season.

### WWW.COLLEGEPRESSBOX.COM

collegepressbox.com is the official media web site for ACC football. Access and download weekly game notes, quotes, stats, media guides and more for the conference and each of its 12 member schools. Login information will be distributed to accredited media or you can apply for a password by sending an e-mail to password@collegepressbox.com.

## WHO TO CONTACT

### STRATEGIC COMMUNICATIONS OFFICE

21 Beamer Way  
Room 460, Jamerson Athletic Center  
Blacksburg, Va. 24061  
Office: (540) 231-6726 • Fax: (540) 231-6984

### Virginia Tech Football Contacts

Requests for Coaches, Players  
Associate AD, Strategic Communications  
Pete Moris  
540.231.9965 | morisvt@vt.edu

Requests for Credentials  
Associate Dir., Strategic Communications  
Marc Mullen  
540.231.1894 | marcm@vt.edu

Assistant Dir., Strategic Communications  
Peter Long  
540.231.3387 | lpeter@vt.edu

Requests for Photographs  
Director, Photography and Design  
Dave Knachel  
540.231.1838 | dknachel@vt.edu

Requests for Virginia Tech Radio  
Assistant Director of Broadcast Services  
Andrew Allegretta  
540.961.7604 ext. 5  
| andrew.allegretta@img.com

## VIRGINIA TECH FOOTBALL ON SOCIAL MEDIA



**FACEBOOK**  
facebook.com/hokiesports



**TWITTER**  
@VT\_Football



**INSTAGRAM**  
vthokiefootball



**SNAPCHAT**  
HokieSports