

# VIRGINIA TECH FOOTBALL



#LUNCHPAILD LEADS POWER 5 SINCE 1996 IN SACKS (738.0) &amp; INTS (334) | 100% GRAD RATE OF SENIORS SINCE 2012 | STRONG TOGETHER

## 2015 SCHEDULE

Date	Opponent	Time/Res.	TV
9/7	OHIO STATE	L 24-42	ESPN
9/12	FURMAN	W 42-3	ESPN3
9/19	at Purdue	W 51-24	ESPNU
9/26	at East Carolina	L 28-35	ABC/ESPN2
10/3	PITTSBURGH	L 13-17	FOXSouth
10/9	NC STATE	W 28-13	ESPN
10/17	at Miami	L 20-30	ESPNU
10/24	DUKE	L 43-45 4 OT	ESPNU
10/31	at Boston College	12:30 p.m.	ACC Net.
11/12	at Georgia Tech	7:30 p.m.	ESPN
11/21	NORTH CAROLINA	TBA	TBA
11/28	at Virginia	TBA	TBA
12/5	ACC Championship	TBA	TBA

*All times Eastern, home games in all caps*

VIRGINIA TECH (3-5, 1-3 ACC)  
**HOKIES**

## GAME AT A GLANCE

**Date:** ..... Saturday, Oct. 31, 2015  
**Time:** ..... 12:30 p.m. ET  
**Location:** ..... Chestnut Hill, Mass.  
**Venue:** ..... Alumni Stadium (44,500)  
**Surface:** ..... AstroTurf  
**Series:** ..... Virginia Tech leads 15-8  
**Last:** ..... VT lost 33-31 (11/1/14)



BOSTON COLLEGE (3-5, 0-5 ACC)  
**EAGLES**

## DID YOU KNOW?

Virginia Tech owns a 15-8 (.652) all-mark in a series vs. Boston College that began in 1993. Frank Beamer has coached all 23 of those games for the Hokies. Steve Addazio will coach his second game vs. VT. Addazio is the sixth BC head coach to face Tech.

## BREAKDOWN ON WINS VS. BC

Since Tech joined the ACC in 2004, the Hokies are 7-5 against Boston College, including two wins at Alumni Stadium. In those seven wins, the Hokies have outscored BC by 18.3 ppg and own a sizable edge in total yardage (118.9 ypg) and turnover differential at +9 (17 takes/8 gives).

7 ACC WINS - VIRGINIA TECH VS. BOSTON COLLEGE					
Team	Pts	YPG	Takes	Sacks	Pass Rate
Tech	217 (31.0)	384.7	17	29.0	148.9
BC	89 (12.7)	265.9	8	13.0	92.1
<b>VT Edge</b>	<b>18.3 ppg</b>	<b>+118.9</b>	<b>+9</b>	<b>+16.0</b>	<b>+56.8</b>

## SUPER SOPHOMORES

Virginia Tech WR Isaiah Ford (7 TDs) and TE Bucky Hodges (5 TDs) rank among the top five Power Five sophomores in TD catches. The only FBS sophomore owning more is Bowling Green's Roger Lewis (11). Only two Power Five sophomores have more receiving yards than Ford (564). Here is a look.

### POWER 5 SOPHOMORE RECEIVING LEADERS

RECEIVING YARDS		RECEIVING TDS	
#	Player	#	Player
901	Smith-Schuster, USC	8	Smith-Schuster, USC
628	Godwin, Penn St.	7	Isaiah Ford, VT
564	Isaiah Ford, VT	6	Gibson, WVU
540	Gibson, WVU	5	Bucky Hodges, VT
532	Cobbs, Jr., Indiana	5	Dupre, LSU

## FORD AMONG ACC LEADERS

WR Isaiah Ford leads the ACC with seven rec. TDs and 564 rec. yards. Ford posted a career-high nine catches vs. Duke (10/24).

ACC LEADERS RECEIVING YARDS		ACC LEADERS RECEPTIONS	
#	Player, School	#	Player, School
564	Isaiah Ford, VT	53	Tyler Boyd, Pitt
489	Tyler Boyd, Pitt	41	Isaiah Ford, VT
467	R. Scott, Miami	41	Taquan Mizell, UVA

## BREWER'S BACK!

QB Michael Brewer returned to the starting lineup vs. Duke (10/24), throwing for 270 yards and tying a career high with three TDs. Brewer set personal highs in completions (31) in his only previous meeting with BC, throwing for a career-high 345 yards with two TDs and no INTs in a 33-31 loss (11/1/14).

## BIG-PLAY BUCKY

TE Bucky Hodges posted a career-high 101 yards and three TDs vs. Duke (10/24). He is second in the ACC in yards per catch (min. 20 recs.) and is tied for third with five TD recs.

ACC LEADERS TD RECEPTIONS		ACC LEADERS YPC (MIN 20 RECS)	
#	Player, School	#	Player, School
7	Isaiah Ford, VT	17.2	H. Waters, MIA
6	J. Leggett, Clemson	16.6	Bucky Hodges, VT
5	Bucky Hodges, VT	14.9	S. Ishmael, Syra.
5	M. Hollins, UNC	14.4	M. McCaffrey, Duke

## Virginia Tech Visits Boston College For an ACC Halloween Duel

- Virginia Tech is coming off a wild, 45-43 loss in four OTs vs. Duke (10/24). The Hokies ran 100 offensive plays in the contest.
- The Hokies will visit a Boston College squad that suffered a 17-14 loss at Louisville (10/24). BC ran 52 offensive plays in the game.
- VT is seeking to snap a two-game losing streak, while BC is hoping to avoid a five-game losing skid for the first time since 2012.
- Boston College is seeking its first ACC win since a 28-7 victory vs. Syracuse (11/29/14).
- Tech will face a BC squad that leads the ACC in scoring defense (11.8 ppg), total defense (218.0 ypg) and rush defense (62.8 ypg).
- Tech's offense leads the ACC in TD passes (17), while Boston College defense has permitted an ACC-low seven TD throws.
- Boston College ranks 14th in the ACC in both pass offense (104.2 ypg) and TD passes (6).

## Scoring Stats to Watch on Saturday, More Tidbits on Hokies-Golden Eagles Match-Up

- Tech is 50-6 (.893) all-time in ACC games when holding foes to 17 points or less, including a 24-2 (.923) mark on the road.
- Since 2004, VT is 4-1 when holding BC under 17 points. That lone loss was a 14-10 setback vs. No. 2 BC (10/25/07).
- Boston College has been held to 17 points or fewer in all six of its games against FBS foes in 2015.
- BC has lost 13 straight ACC games when scoring 17 points or fewer and is 1-15 overall in such games dating back to 2012.
- Boston College has lost seven of its last eight ACC games and has been held under 20 points in seven of those contests.
- BC has held five of its last six ACC foes to 17 points or fewer (1-5 record) and been outscored by only 3.0 ppg in those outings.
- Virginia Tech is 90-1 (.989) when allowing 10 points or fewer since 1996, including five victories against Boston College.
- BC is 0-17 since 1996 when scoring 10 points or less. VT (5 games) and Miami (3 games) has done it most frequently.
- BC leads the ACC and is tied for fifth among all FBS squads with 26.0 sacks. BC's LB Matt Milano (5.5) is tied for second in the ACC.

## More Passing and Turnover Stats on Virginia Tech and Boston College

- In five ACC wins vs. BC, Tech has completed 84 of 130 passes (64.6%) with seven TDs and one INT (160.8 rating).
- In five ACC losses vs. BC, Tech has completed 105 of 176 passes (59.7%) with five TDs and five INTs (117.0 rating).
- In VT's three wins in 2015, the Hokies are +6 (7 takes/1 give). In Tech's five losses, the club is -4 (6 takes/10 gives).
- Virginia Tech has not registered a takeaway in its last two contests. BC is +4 (13 takes/9 gives) on the season.
- VT is 86-8 (.915) in multi-INT games dating back to 1996. No Power Five team owns more INTs (334) or INT return TDs (44) over that span.
- The Hokies rank second in the ACC with six opponent fumble recoveries and are tied for fifth with seven INTs.
- Tech is 19-3 (.864) all-time in ACC play when it doesn't commit a turnover.
- BC's defense owns the ACC's best TD-to-INT ratio, allowing four TDs and forcing eight INTs.
- Virginia Tech WR Isaiah Ford ranks second in the ACC in rec. ypg (70.5) and fourth in receptions per game (5.1).
- Virginia Tech's DB Chuck Clark (67) ranks second in the ACC in tackles, trailing only UVA's Micah Kiser (71).
- Four of the top six ACC players in terms of TFLs hail from Boston College: LB Steven Daniels (12.5), DE Mehdi Abdesmad (10.5), DE Harold Landry (10.5) and LB Matt Milano (10.5). No other school has more than two players with 10+ TFLs.
- VT LB Deon Clarke has 7.0 TFLs. The only ACC LBs with more are Louisville's Keith Kelsey (9.0) and Pitt's Matt Galambos (8.0).

## Hokies Seek to Keep the Chains Moving Against Tough Boston College Defense

- Only Clemson (165) and Georgia Tech (164) have registered more first downs than VT (163) and UNC (163).
- Boston College ranks second in the ACC in third-down conversions at 23.5% (27 of 115).
- Tech CB Brandon Facyson is tied for the ACC lead with nine passes defended.
- Virginia Tech CB Adonis Alexander is tied for second in the ACC with three INTs.
- Virginia Tech has a bye prior to a Thursday game at Georgia Tech (11/12). BC hosts NC State (11/7).

## #TRAVONTIME

RB Travon McMillian posted a career-high 142 rushing yards vs. Duke (10/24). He leads the Hokies with 560 rushing yards. His 6.4 yards per carry average ranks third in the ACC among players with a minimum of 75 carries and is currently the top single-season mark for the Hokies dating back to 1996 (min. 75 attempts). He is eighth in the ACC, averaging 70.0 ypg.

ACC RUSHING LEADERS YARDS PER CARRY (min 75 atts)		VIRGINIA TECH LEADERS YPC, SINCE 1996 (min 75 atts)	
Avg.	Player (No-Yds)	#	Player (No-Yds)
8.2	D. Cook, FSU (127-1,037)	6.3	T. McMillian, 2015 (59-418)
6.5	E. Hood, UNC (100-646)	6.4	A. Kendrick, 1999 (103-645)
6.4	T. McMillian, VT (88-560)	5.9	B. Ore, 2005 (109-647)
6.3	M. Dayes, NCSU (125-793)	5.9	K. Oxendine, 1996 (150-890)

## POINTS COULD BE AT A PREMIUM

Boston College leads the ACC in scoring defense (11.8 ppg). The Eagles are 1-5 against FBS foes, allowing 15.2 ppg in those six games. BC's offense has been held to 17 points or fewer in all of those six contests (9.2 ppg), including shutout losses vs. FSU (9/18) and Wake Forest (10/10). Wake Forest (18.6 ppg) is the only ACC squad scoring fewer points than Boston College (19.4).

## VT = TD PASSES

Virginia Tech (17) leads the ACC and is tied for 10th among Power Five squads in TD passes. In an interesting geographic twist, the only Power Five teams east of the Mississippi with more TD passes than Tech are Ole Miss (22) and Mississippi State (18).

## ACC LEADERS TD PASSES, 2015

1.	17	Virginia Tech
2.	15	Clemson
	15	North Carolina
	15	Syracuse
5.	12	FSU/UVA



# 276


**CAREER VICTORIES**  
MOST OF ANY ACTIVE COACH  
SIXTH IN FBS HISTORY

# 41

**WINS**  
VS. AP TOP 25  
SINCE 1995

# 7

**CONFERENCE  
CHAMPIONSHIPS**



**ONE OF ONLY 10 FBS  
COACHES WITH 200+ WINS  
AT ONE SCHOOL**

# 136

**BLOCKED  
KICKS**

67 PUNTS • 41 FGs • 28 PATs

# 334

**INTS FORCED -  
MOST IN POWER 5  
SINCE 1996**

## VIRGINIA TECH'S COACHING TREASURE



# FRANK BEAMER

## HEAD COACH

276-143-4 (.657) • 35th SEASON OVERALL  
234-120-2 (.660) • 29th SEASON AT TECH

**107-27 (.799)**  
**HOME RECORD SINCE 1995**

# 13

**SEASONS WITH 10+ WINS**  
ONLY OHIO STATE (15) HAS MORE  
AMONG POWER 5 SINCE 1995

# 100

**PERCENT GRADUATION RATE  
OF SENIORS SINCE 2012**



# 22

**CONSECUTIVE  
BOWL BERTHS**

LONGEST ACTIVE FBS STREAK\*  
\*AS RECOGNIZED BY THE NCAA

# 93

**NFL DRAFTEES  
UNDER BEAMER**



# 4

**ACC TITLES  
IN 12 SEASONS**

NO TEAM HAS MORE  
OVER THAT SPAN

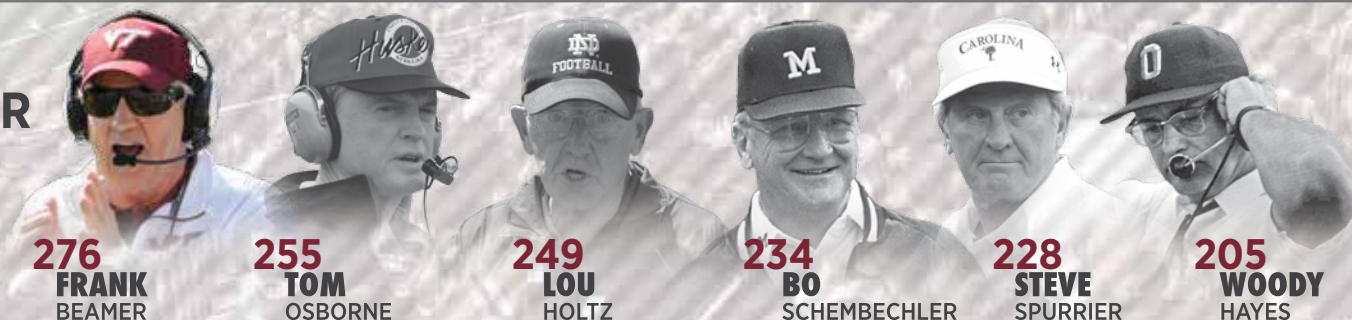

# 109

**VICTORIES**

MOST OF ANY ACC  
SCHOOL SINCE 2004

**MORE  
CAREER  
WINS**

THAN THESE  
LEGENDS



**276**  
**FRANK  
BEAMER**

**255**  
**TOM  
OSBORNE**

**249**  
**LOU  
HOLTZ**

**234**  
**BO  
SCHEMBECHLER**

**228**  
**STEVE  
SPURRIER**

**205**  
**WOODY  
HAYES**

Frank Beamer (Virginia Tech '69), whose Virginia Tech teams have posted a 210-80 record over the past 22-plus seasons and have appeared in bowl games each year in that span, is in his 29<sup>th</sup> year as the head football coach at Tech and 35<sup>th</sup> overall. Beamer has guided the Hokies to a 234-120-2 record and sits with an overall record of 276-143-4.

Under Beamer, Tech football has enjoyed unprecedented success with 22 consecutive bowl appearances, four ACC titles, five ACC Coastal Division crowns, three BIG EAST Conference titles, two "major" bowl victories, six BCS appearances and a trip to the national championship game.

Tech won the BIG EAST title in 1995 and 1999, and shared it in '96. Beamer was voted BIG EAST Coach of the Year by the league's coaches each of those seasons and was tabbed the Atlantic Coast Conference Coach of the Year in both 2004 and 2005.

In 1997, he was inducted into the Virginia Tech Sports Hall of Fame, becoming the first active coach at the university to be honored in that fashion. Following the 1999 season, he earned eight national coach of the year honors.

During his undergraduate days at Tech, Beamer started three years as a cornerback and played on the Hokies' 1966 and 1968 Liberty Bowl teams.

The 69-year-old Hillsville, Virginia, product began as an assistant at Radford High School from 1969 through 1971. Then, after one season as a graduate assistant at the University of Maryland, he went to The Citadel where he worked five seasons under Bobby Ross and one year under Art Baker. His last two years at The Citadel, Beamer was the defensive coordinator. In 1979, he went to Murray State as the defensive coordinator under Mike Gottfried. He was named head coach at MSU in 1981 and went on to compile a six-year record of 42-23-2.

He is married to the former Cheryl Oakley of Richmond, Virginia. They have two children, Shane, a former member of his dad's football team at Virginia Tech and now the associate head coach/running backs coach at Virginia Tech; and daughter Casey, a 2003 graduate of Tech. He has four grandchildren, Sutton, Olivia and Hunter, children of Shane and his wife, Emily. Casey, who married former Virginia Tech wrestler Canaan Prater in 2012, had her first son, Hudson, in February.

Beamer was born in Mt. Airy, North Carolina, and grew up in Hillsville, Virginia. At Hillsville High, he earned 11 varsity letters as a three-sport athlete in football, basketball and baseball.

An avid NASCAR fan, Beamer has been the official starter for races at Bristol Motor Speedway, Martinsville Speedway and Richmond International Raceway.

Beamer had his No. 25 jersey retired by Tech in a pregame ceremony before the Marshall game in 2002.

### SPRING ROAD ON VIRGINIA TECH CAMPUS RENAMED 'BEAMER WAY'

In appreciation for his many years of service and extraordinary contributions to university life, the Virginia Tech Board of Visitors renamed Spring Road in honor of Frank Beamer on Aug. 6, 2015. Recognizing contributions made both on and off the field by head football coach Beamer and his wife, Cheryl, Spring Road, which runs alongside the west stands and press box of Lane Stadium, is now known as Beamer Way. The official athletics department street address is 25 Beamer Way in recognition of Frank Beamer's jersey number when he played football for Tech from 1966-68. VT President Dr. Timothy Sands and VT Director of Athletics Whit Babcock made the official presentation in front of the football team in a team meeting on the eve of the start of preseason practice.

### STABILITY AT THE TOP OF VIRGINIA TECH PROGRAM

Frank Beamer, the first Tech alumnus to guide Virginia Tech's football program since the 1940s, has coached and won more football games at Tech than any other head coach. Not one of the 128 active FBS head football coaches has been at his current school longer than Beamer, who is in his 29th year at Tech. He is the longest consecutive tenured coach at the same school by a full 12 years (Oklahoma's Bob Stoops & Iowa's Kirk Ferentz - 17th seasons).

During Beamer's 28 previous years at Tech, 20 different power conference schools have had six or more head coaches, including five schools in the ACC: Pittsburgh (8), Boston College (7), Louisville (7), North Carolina (7) and Miami (6). Three schools - Pitt, Stanford and Vanderbilt - have had eight different coaches during the time Beamer has been the head coach at Tech.

Since the end of the 2009 season, there have been 140 new head coaches hired to start a season.

### MILESTONES FOR BEAMER

- **First Collegiate Game and Win:**  
Southeast Missouri (37-23); Sept. 5, 1981 (*at Murray St.*)
- **First Win at Tech:** Navy (31-11); Oct. 3, 1987
- **50th Career Win:** West Virginia (12-10); Oct. 7, 1989
- **First Bowl Game and Bowl Win:**  
Indiana (45-20); Independence Bowl; Dec. 31, 1993
- **100th Career Win:** East Carolina (35-14); Nov. 9, 1996
- **100th Win at Tech:** Connecticut (52-10); Sept. 1, 2001
- **150th Career Win:** Arkansas State (63-7); Aug. 25, 2004
- **150th Win at Tech:** Southern Miss (36-6); Oct. 21, 2006
- **200th Career Win:** Ohio (28-7); Sept. 15, 2007
- **200th Win at Tech:** East Carolina (17-10); Sept. 10, 2011
- **250th Career Win:** North Carolina (24-21); Nov. 17, 2011

### MOST YEARS AT CURRENT FBS SCHOOL (ACTIVE)

29	Frank Beamer, Virginia Tech, 1987-present
24	Bill Snyder, Kansas St. 1989-2005, 2009-present
17	Kirk Ferentz, Iowa 1999-present
17	Bob Stoops, Oklahoma 1999-present
16	Gary Patterson, TCU 2000-present

### BEAMER'S TITLES/HONORS

#### Conference Titles

**Big East:** 1995, 1996 (co), 1999; **ACC:** 2004, 2007, 2008, 2010

#### Conference Coach Of The Year Awards:

**Big East:** 1995, 1996, 1999; **ACC:** 2004, 2005

### WINNINGEST NCAA FBS FOOTBALL COACHES

*All-Time By Victories*

*record at four-year colleges only; bowl games included*

1.	409	Joe Paterno
2.	377	Bobby Bowden ( <i>12 wins vacated</i> )
3.	323	Bear Bryant
4.	319	Pop Warner
5.	314	Amos Alonzo Stagg
6.	276	Frank Beamer ( <b>active</b> )
7.	257	LaVell Edwards
8.	255	Tom Osborne
9.	249	Lou Holtz
10.	244	Mack Brown

taken from 2015 NCAA Football Record Book

### THE BEAMER FILE

#### PERSONAL:

Born: October 18, 1946, Mt. Airy, N.C. (69 years old)  
 Hometown: Hillsville, Va.  
 Wife: former Cheryl Oakley  
 Children: Shane, Casey Prater  
 Grandchildren: Sutton, Olivia, Hunter, Hudson

#### EDUCATION:

High School: Hillsville (1965)  
 College: Virginia Tech (1969)  
 Postgraduate: Radford University (1972)

#### PLAYING EXPERIENCE:

Virginia Tech (1966-68)

#### COACHING EXPERIENCE:

1972	Graduate Assistant, Maryland
1973-76	Assistant Coach, The Citadel
1977-78	Defensive Coordinator, The Citadel
1979-80	Defensive Coordinator, Murray State
1981-86	<b>Head Coach, Murray State</b>
1981	(8-3)
1982	(4-7)
1983	(7-4)
1984	(9-2)
1985	(7-3-1)
1986	(7-4-1) Ohio Valley co-champs
1987-	<b>Head Coach, Virginia Tech</b>
1987	(2-9)
1988	(3-8)
1989	(6-4-1)
1990	(6-5)
1991	(5-6)
1992	(2-8-1)
1993	(9-3) Independence Bowl champs
1994	(8-4) Gator Bowl
1995	(10-2) BIG EAST champs; Sugar Bowl champs
1996	(10-2) BIG EAST co-champs; Orange Bowl
1997	(7-5) Gator Bowl
1998	(9-3) Music City Bowl champs
1999	(11-1) BIG EAST champs; Sugar Bowl/National Champ Game
2000	(11-1) Gator Bowl champs
2001	(8-4) Gator Bowl
2002	(10-4) San Francisco Bowl champs
2003	(8-5) Insight Bowl
2004	(10-3) ACC champs; Sugar Bowl
2005	(11-2) Gator Bowl champs
2006	(10-3) Chick-fil-A Bowl
2007	(11-3) ACC champs; Orange Bowl
2008	(10-4) ACC champs; Orange Bowl champs
2009	(10-3) Chick-fil-A Bowl champs
2010	(11-3) ACC champs; Orange Bowl
2011	(11-3) Sugar Bowl
2012	(7-6) Russell Athletic Bowl champs
2013	(8-5) Sun Bowl
2014	(7-6) Military Bowl champs
2015	(3-5)
<b>Record at MSU:</b>	42-23-2 (six seasons)
<b>Record at VT:</b>	234-120-2 (29th season)
<b>Record (overall):</b>	276-143-4 (35th season)



HOKIE TRENDS	2015	Beamer
August	0-0	5-3
September	2-2	82-31-1
October	1-3	68-37-1
November	0-0	65-33
December/January	0-0	14-16
VT's Conference (Big East/ACC) Record		
At home	1-2	64-23
On the road	0-1	58-29
Neutral	0-0	1-0
VT's Non-Conference Record		
At home	1-1	71-19-1
On the road	1-1	26-29-1
Neutral	0-0	13-20
VT vs. Ranked Opponents (AP)		
At home	0-2	20-17-1
On the road	0-0	17-21
Neutral	0-0	8-14
VT's Record in Games ...		
Decided by 4-7 pts.	0-2	27-29
Decided by 3 or less pts.	0-1	21-28-2
Home during the day	1-2	108-31-1
Away during the day	1-2	56-40
Home at night	1-1	28-11
Away at night	0-0	28-18-1
VT's Record When Scoring ...		
Less than 20 points	0-1	29-62-2
20-24 points	0-2	30-35
25+ points	3-2	175-23
VT's Record When Allowing ...		
Less than 14 points	2-0	128-6-1
14-24 points	1-1	89-31-1
25+ points	0-4	17-83
VT's Record When ...		
Leading after the 1st qtr	2-0	147-37
Trailing after the 1st qtr	1-3	41-55-2
Leading at halftime	3-1	186-31
Trailing at halftime	0-4	35-80
Leading after the 3rd qtr	3-0	208-22-1
Trailing after the 3rd qtr	0-5	16-93
Tied heading into the 4th qtr	0-0	10-5-1
Playing an OT game	0-1	6-5
Scoring first	2-1	160-42-1
Opponent scores first	1-4	74-78-1
Outrushing opponent	3-2	204-44-2
Being outrushed	0-3	29-76
Rushing total is even	0-0	1-0
Blocking a kick	1-1	77-36
Scoring a def/ST TD	2-0	88-25
VT's Record With ...		
Less than 300 yards total offense	0-1	36-54-1
300-399 yards total offense	1-2	94-40-1
400-499 yards total offense	1-2	79-20
500-599 yards total offense	1-0	19-6
600+ yards total offense	0-0	6-0
Less than 100 yards rushing	0-1	17-48
100-199 yards rushing	0-4	86-54-2
200-249 yards rushing	2-0	65-11
250+ yards rushing	1-0	67-7
Less than 100 yards passing	0-1	30-17
100-199 yards passing	1-1	110-60-1
200-299 yards passing	2-3	80-34-1
300-399 yards passing	0-0	13-8
400+ yards passing	0-0	0-1
VT's Record Allowing ...		
Less than 200 yards total offense	0-0	46-3
200-299 yards total offense	3-1	99-20-1
300-399 yards total offense	0-1	68-48-1
400-499 yards total offense	0-2	18-32
500-599 yards total offense	0-1	2-14
600+ yards total offense	0-0	1-3
Less than 100 yards rushing	0-1	127-28
100-199 yards rushing	3-3	90-53-2
200-249 yards rushing	0-0	12-16
250+ yards rushing	0-1	5-23
Less than 100 yards passing	0-0	33-12
100-199 yards passing	3-1	116-43-1
200-299 yards passing	0-4	62-40-1
300-399 yards passing	0-0	20-20
400+ yards passing	0-0	3-5

## BROADCAST INFORMATION

Television: ACC Network

play-by-play: Tim Brant

analyst: Dave Archer

sidelines: Roddy Jones

Sirius: Channel 132

XM: Channel 193

Local Radio: Virginia Tech IMG Sports Network

play-by-play: Jon Laaser (1st season)

analyst: Mike Burnop (33rd season)

sidelines: Andrew Allegretta (4th season)

In Stadium Broadcast: 93.7 FM

Digital: Hokies Xtra &amp; TuneIn (VTfeed; free on downloaded apps)

## THE COACHES



Frank Beamer.....	<b>Coach</b> .....	Steve Addazio
Virginia Tech.....	<b>School</b> .....	Boston College
Virginia Tech (1969).....	<b>Alma Mater</b> .....	Central Connecticut State (1981)
234-120-2 (29th season).....	<b>Record at School</b> .....	17-17 (third season)
276-143-4 (35th season).....	<b>Overall Record</b> .....	30-28 (fifth season)
15-8 (all at Tech).....	<b>Record vs. the opponent</b> .....	2-0
0-2.....	<b>Beamer vs. Cutcliffe</b> .....	2-0

## BEAMER NOTABLES

<b>276-143-4</b>	Overall Record
<b>234-120-2</b>	Overall Record at Virginia Tech
<b>136-42-1</b>	Record in Lane Stadium
<b>66-26</b>	Record in ACC Regular Season Games
<b>45-52-1</b>	Record vs. Top 25 Teams
<b>46-14</b>	Record vs. ACC Coastal Division
<b>23-14</b>	Record vs. ACC Atlantic Division
<b>33-14</b>	Record in ACC Home Games
<b>33-12</b>	Record in ACC Road Games
<b>23-8</b>	Record in ACC Coastal Home Games
<b>10-6</b>	Record in ACC Atlantic Home Games
<b>23-6</b>	Record in ACC Coastal Road Games
<b>10-6</b>	Record in ACC Atlantic Road Games
<b>3-2</b>	Record vs. ACC Atlantic Neutral Sites (ACC Champ)
<b>22</b>	Bowl Appearances
<b>8</b>	BCS/BCA Appearances
<b>3</b>	Big East Titles
<b>5</b>	ACC Champ. Game Appearances
<b>4</b>	ACC Titles

TEAM RESULTS FOR  
BEAMER QUARTERBACKS

(starters; by victories)

Name	Years	Record	Pct.
Taylor, Tyrod	2007-10	34-8	.810
Randall, Bryan	2002-04	26-12	.684
Thomas, Logan	2011-13	26-14	.650
Vick, Michael	1999-00	21-1	.955
Druckenmiller, Jim	1995-96	20-4	.833
DeShazo, Maurice	1992-94	19-14-1	.586
Glennon, Sean	2006-08	18-8	.692
Furrer, Will	1988-91	16-18-1	.486
Clark, Al	1997-98	12-7	.632
Vick, Marcus	2005	11-2	.846
Noel, Grant	2001-02	10-4	.714
<b>Brewer, Michael</b>	<b>2014-</b>	<b>7-8</b>	<b>.467</b>
Sorensen, Nick	1997-98	3-1	.750
<b>Motley, Brenden</b>	<b>2015-</b>	<b>3-3</b>	<b>.500</b>
Young, Cam	1988-89	3-3	.500
Meyer, Dave	1998-00	2-1	.667
Chapman, Erik	1987	2-9	.182
Wooten, Rodd	1989, 91	1-2	.333
Koel, Treg	1992	0-1	.000
<b>Totals</b>	<b>1987-</b>	<b>234-120-2</b>	<b>.660</b>

WHERE BEAMER RANKS  
AMONG NCAA FBS COACHES

## Active Overall Wins

<b>276</b>	<b>Frank Beamer (Virginia Tech)</b>
222	Brian Kelly (Notre Dame)
212	Dennis Franchione (Texas State)
190	Bill Snyder (Kansas State)
190	Gary Pinkel (Missouri)
184	Nick Saban (Alabama)

## Active Bowl Appearances (Consecutive)

<b>22 (22)</b>	<b>Frank Beamer (Virginia Tech)</b>
16 (16)	Bob Stoops (Oklahoma)
16 (13)	Nick Saban (Alabama)
16 (5)	Bill Snyder (Kansas State)

## All-Time Coaching Wins at One School

409	Joe Paterno, Penn St. (1966-2011)
304	Bobby Bowden, Florida St. (1976-2009)
257	LaVell Edwards, BYU (1972-2000)
255	Tom Osborne, Nebraska (1973-97)
244	Amos Alonzo Stagg, Chicago (1892-1932)
<b>234</b>	<b>Frank Beamer, Virginia Tech (1987-)</b>
233	Chris Ault, Nevada (1976-92, 94-95, 04-12)
232	Bear Bryant, Alabama (1958-82)
205	Woody Hayes, Ohio St. (1951-78)
201	Vince Dooley, Georgia (1964-88)

## #22STRAIGHT

The Hokies own 22 straight bowl berths, the longest active streak recognized by the NCAA.



No.	Team	Head Coach(es)
<b>22</b>	<b>Virginia Tech</b>	<b>Frank Beamer</b>
18	Georgia	Jim Donnan, Mark Richt
18	Georgia Tech	O'Leary, Gailey, Johnson
16	Oklahoma	Bob Stoops
15	LSU	Nick Saban, Les Miles

## 10-WIN SEASONS

Dating back to 1995, no two Power Five programs own more 10-win seasons than Virginia Tech and Ohio State.

No.	Team	Head Coach(es)
15	Ohio State	Cooper, Tressel, Meyer
<b>13</b>	<b>Virginia Tech</b>	<b>Frank Beamer</b>
12	Oklahoma	Bob Stoops

## Last Time vs. Boston College

	Boston College	33
	Virginia Tech	31

Lane Stadium/Worsham Field • Blacksburg, Va. • Nov. 1, 2014 • Attendance: 55,729

**BLACKSBURG** – Boston College built a 23-10 advantage during the first three quarters of play, then withstood a frantic fourth-quarter VirginiaTech rally to post a 33-31 win over the Hokies at Lane Stadium/Worsham Field.

Tech quarterback Michael Brewer ran for one touchdown and passed for another as the Hokies took their first lead of the game, 24-23, with 7:12 remaining.

The Eagles answered quickly, however, marching for a go-ahead field goal less than three minutes later. Then, after Tech went three-and-out, quarterback Tyler Murphy broke the Hokies' back with a 57-yard touchdown sprint on a third and-10 play with less than three minutes remaining.

The Hokies would score late to cap a 21-point fourth quarter, but failed to recover the onsidies kick with under a minute left as BC was able to run out the clock.

The loss was Virginia Tech's fourth of the season at home, marking just the second time in Lane Stadium's 50 seasons that the Hokies had suffered four home losses. The only other time was 1992, the year before Tech's bowl streak started.

## GAME NOTES

• Tech quarterback Michael Brewer completed 31 passes in the game, the most completions during Coach Frank Beamer's 28 seasons at Tech and the second most in school history. Don Strock completed 34 passes in a game against Houston in 1972.

• True freshman Isaiah Ford had seven receptions during the game, bringing his season total to 41 catches, a new Tech record for a freshman. The previous Tech record was 40 catches, set by Josh Stanford in 2013.

• Redshirt freshman linebacker Andrew Motuapuaka tallied 14 tackles in just his second career start.

• Tightend Ryan Malleck scored his first collegiate touchdown on a 5-yard pass from Brewer in the fourth quarter. Fellow tight-end Bucky Hodges posted his fifth TD grab of the season, one short of the school mark for tight ends (6) set by Jeff King in 2005.

## FINAL STATISTICS

	1	2	3	4	F
BOSTON COLLEGE	0	14	9	10	- 33
VIRGINIA TECH	7	3	0	21	- 31

## SCORING

VT (11:51 re 1st) - Williams 8 rush (Slye kick)  
 BC (14:56 re 2nd) - Callinan 8 pass from Murphy (Launceford kick)  
 VT (12:45 re 2nd) - FG Slye 27  
 BC (8:10 re 2nd) - Willis 68 rush (Launceford kick)  
 BC (7:52 re 3rd) - Outlow 2 pass from Murphy (Launceford kick failed)  
 BC (5:36 re 3rd) - FG Launceford 19  
 VT (11:51 re 4th) - Brewer 1 rush (Slye kick)  
 VT (7:12 re 4th) - Hodges 7 pass from Brewer (Slye kick)  
 BC (4:12 re 4th) - FG Howell 44  
 BC (2:59 re 4th) - Murphy 57 rush (Launceford kick)  
 VT (0:28 re 4th) - Malleck 5 pass from Brewer (Slye kick)

## TEAM STATS

	BC	VT
First downs	11	17
Rushing yds.	47-258	29-69
Passing yds.	110	345
Return yds.	22	35
Passes	8-15-0	31-49-0
Punts-avg.	7-38.3	7-43.9
Fumbles-lost	0-0	1-1
Penalties-yds.	3-20	6-40
Time of poss.	31:56	28:04
Sacks by	3-18	3-25

## INDIVIDUAL STATS

**Rushing:** BC, Murphy 18-122, Willis 6-79, Outlow 10-27, Alston 3-26, Hilliman 8-6, Team 2-(-2); VT, Williams 13-32, Di Nardo 1-30, Rogers 4-12, Wright 3-3, Brewer 7-(-4), Stanford 1-(-4).  
**Passing:** BC, Murphy 8-15-0-110; VT, Brewer 31-48-0-345.  
**Receiving:** BC, Alston 2-39, Bordner 2-26, Phillips 1-24, Dudeck 1-11, Callinan 1-8, Outlow 1-2; VT, Ford 7-75, Byrn 6-68, Malleck 30, Hodges 5-44, Rogers 4-70, Phillips 3-43, Stanford 1-15.

## TECH VERSUS BOSTON COLLEGE

Games Played: 23		Overall Record: 15-8		Conference Record: 13-8	
Last 15 Results		Home: 6-4		Away: 7-4	
Date	Rank	Location	Score	TV	
Nov. 1, 2014	NR/NR	Blacksburg, Va.	L, 31-33	ACC Network	
Nov. 2, 2013	NR/NR	Chestnut Hill, Mass.	L, 27-34	ABC	
Nov. 17, 2012	NR/NR	Chestnut Hill, Mass.	W, 30-23 (OT)	ACC Network	
Oct. 22, 2011	16/NR	Blacksburg, Va.	W, 30-14	RSN	
Sept. 25, 2010	NR/NR	Chestnut Hill, Mass.	W, 19-0	ACC Network	
Oct. 10, 2009	5/NR	Blacksburg, Va.	W, 48-14	Raycom	
Dec. 6, 2008	NR/18	Tampa, Fla.*	W, 30-12	ABC	
Oct. 18, 2008	17/NR	Chestnut Hill, Mass.	L, 23-28	ESPN2	
Dec. 1, 2007	6/12	Jacksonville, Fla.*	W, 30-16	ABC	
Oct. 25, 2007	8/2	Blacksburg, Va.	L, 10-14	ESPN	
Oct. 12, 2006	22/NR	Chestnut Hill, Mass.	L, 3-22	ESPN	
Oct. 27, 2005	3/13	Blacksburg, Va.	W, 30-10	ESPN	
Nov. 22, 2003	12/NR	Blacksburg, Va.	L, 27-34	ESPN	
Oct. 10, 2002	4/NR	Chestnut Hill, Mass.	W, 28-23	ESPN	
Oct. 13, 2001	6/NR	Blacksburg, Va.	W, 34-20	ESPN	

Tech

Opponent

Total points scored in all games

625

434

\*ACC Championship Game

## TODAY IN TECH FOOTBALL HISTORY

Games Played: 16		Overall Record: 11-5		Conference Record: 6-2	
Last 10 Results		Home: 3-1		Away: 4-3	
Date	Rank	Opponent	Location	Score	
Saturday, 1998	20/21	West Virginia	Blacksburg, Va.	W, 27-13	
Saturday, 1992	NR/NR	at Rutgers	Piscataway, N.J.	L, 49-50	
Saturday, 1987	NR/NR	at Kentucky	Lexington, Ky.	L, 7-14	
Saturday, 1981	NR/NR	at Kentucky	Lexington, Ky.	W, 29-3	
Saturday, 1970	NR/NR	at William & Mary	Williamsburg, Va.	W, 35-14	
Saturday, 1964	NR/10	at William & Mary	Williamsburg, Va.	W, 27-20	
Saturday, 1959	NR/NR	Richmond	Blacksburg, Va.	W, 51-29	
Friday, 1947	NA	at George Washington	Washington, D.C.	W, 42-6	
Saturday, 1942	NA	vs. Virginia	Norfolk, Va.	W, 20-14	
Saturday, 1936	NA	Richmond	Blacksburg, Va.	L, 20-7	

Tech

Opponent

Total points scored in all games

351

256

## 2015 ACC STANDINGS/SCHEDULE

## COASTAL DIVISION

Team	Conf.	Overall
Pittsburgh	4-0	6-1
<b>Duke</b>	<b>3-0</b>	<b>6-1</b>
North Carolina	3-0	6-1
Miami	1-2	4-3
Virginia	1-2	2-5
<b>Virginia Tech</b>	<b>1-3</b>	<b>3-5</b>
Georgia Tech	1-4	3-5

## ATLANTIC DIVISION

Team	Conf.	Overall
Clemson	4-0	7-0
Florida State	4-1	6-1
Louisville	2-2	3-4
NC State	1-2	5-2
Syracuse	1-2	3-4
Wake Forest	1-4	3-5
<b>Boston College</b>	<b>0-5</b>	<b>3-5</b>

## This Week in the ACC

Thursday, October 29	Series	Time	Network
North Carolina (6-1, 3-0) at Pitt (6-1, 4-0)	NC, 6-3	7:00	ESPN
Friday, October 30			
Louisville (3-4, 2-2) at Wake Forest (3-5, 1-4)	UL, 2-0	7:00	ESPN2
Saturday, October 24			
Syracuse (3-4, 1-2) at Florida State (6-1, 4-1)	FSU, 7-1	12:00	ABC
Georgia Tech (3-5, 1-4) at Virginia (2-5, 1-2)	GT, 19-17-1	3:00	RSN
Clemson (7-0, 4-0) at NC State (5-2, 1-2)	CU, 54-28-1	3:30	ABC/ESPN2
Miami (4-3, 1-2) at Duke (6-1, 3-0)	UM, 10-2	7:00	ESPNU

## Keeping Up With The Non-Conference Foes

**#1 Ohio State (8-0):** Oct. 24 - def. Rutgers, 49-7; Nov. 7 vs. Minnesota (4-3).

**Furman (3-4):** Oct. 24 - lost vs. The Citadel, 17-38; Oct. 31 at Samford (3-4).

**Purdue (1-6):** Oct. 17 - lost at Wisconsin, 7-24; Oct. 31 vs. Nebraska (3-5).

**East Carolina (4-4):** Oct. 22 - lost vs. No. 22 Temple, 14-24; Oct. 30 at Connecticut (3-5).

## UPON FURTHER REVIEW

A deeper look into the Hokies' four-OT game against Duke.

### VIRGINIA TECH

- Played in a school record - and ACC record - four overtimes.
- Scored on the longest touchdown drive under head coach Frank Beamer in terms of time of possession (9:46) and plays (20). The previous highs were 9:11 and 22 versus Tulane (10/28/89), which resulted in a field goal. The 95 yards covered tied for the 16th longest ever drive by yardage under Beamer.
- Has now scored on a drive of at least 95 yards in each of the last three games versus Duke - 99 yards (10/26/13); 98 yards (11/15/14) and 95 yards (10/24/15).
- Became just the second team this season to score a first-quarter touchdown against Duke, while Georgia Tech was the other school.
- Had a 100-yard rusher (Travon McMillian, 142) and a 100-yard receiver (Bucky Hodges, 101) in the same game for the first time since the 2012 Duke game (10/13) when JC Coleman (183 yards rushing) and Marcus Davis (144 yards receiving) each hit at least 100.
- For the first time, ran 100 offensive plays in a game. The previous high in the Beamer era was 95 vs. Virginia (11/24/12). The school record the 100 plays surpassed was 98 at Cincinnati (8/31/85). Three times Tech's opponents have run exactly 100 plays (a school record against) and the last time was at Syracuse (11/9/02) in a 3OT game.
- Lost for only the fifth time (second time in overtime) in the Beamer era when scoring at least 40 points. The last time was a 52-49 defeat to California on Dec. 26, 2003 at the Insight Bowl in Phoenix, Arizona.
- Lost for the first time since the 1999 national championship game against Florida State (52 carries) when the team rushes the ball 50 times or more (53 carries vs. Duke).
- Are still 45-0 in non-OT games when rushing at least 50 times.

### DB ADONIS ALEXANDER

- Had a season-high nine tackles, the sixth straight game with at least six.
- Also notched 0.5 tackles for loss, the first of his career.

### QB MICHAEL BREWER

- Threw for 270 yards, the sixth time in his Tech career he's gone over the 200-yard mark.
- Tied career high with three TD passes and recorded his ninth career multi-TD pass game.
- Notched his fourth Tech game with at least 45 pass attempts.
- Is now 10th all-time in touchdown passes at the school with 24 (next on the list is Sean Glennon, 2004-08, 28) and is 11th all-time in passing yards with 3,183 (next up is Mark Cox, 1981-85, 3,526).

### DB CHUCK CLARK

- Had one pass breakup and now has two this season and 13 for his career.
- Recorded seven tackles, his 11th straight game with at least five.
- Currently, second in ACC in total tackles (67), trailing only UVA's Micah Kiser (71).
- Also had 0.5 tackles for loss, to push his season total to 2.5 and his career total to 11.0.

### LB DEON CLARKE

- Notched his team-leading sixth QB hurry of the season, the 18th of his career.
- Finished with eight tackles, his seventh straight game with at least five.

### DL KEN EKANEM

- Had two QB hurries, now has five for the season, second on team, and 24 for his career.

### WR ISAIAH FORD

- With his nine receptions in the game, extended his streak to catching at least two passes in every game of his career, which now stands at 21 straight games.
- Set a career-high with those nine receptions, eclipsing his previous high of eight, done three times.
- The nine catches are the fifth-most ever in a Tech single game and the most since Jarrett Boykin caught 10 vs. North Carolina (11/17/11).

### TE BUCKY HODGES

- Hauled in three touchdowns catches, a career high, that give him five for the season, 12 for his career.
- With his five total receptions, extended his streak to seven straight games catching at least two passes.
- His 101 yards receiving in the game was a career high.

### P AJ HUGHES

- Averaged 45.4 yards on seven punts in the game.
- Had a 60-yard punt in the second quarter, the third 60 (or more) yard punt of his career.
- Had two punts of 50 or more yards, pushing season total to 10 and career total to 60.
- Is the school's all-time leader in punts (281) and punting yards (11,742), no other Tech punter has attempted more than 240 punts or reached more than 9,400 yards
- His 41.8 yards per punt average is third all-time, trailing only Nic Schmitt (2002-06) who holds the school record at 42.6 ypp and Brent Bowden (2005-09) at 42.2 ypp.

### RB TRAVON MCMILLIAN

- Finished with 142 rushing yards, a season high and the first Tech player to reach the 100-yard mark this season.
- It was his fourth game this season with at least 95 yards on the ground.
- Scored on TD runs of 2 and 1 yards, his second and third rushing touchdowns of the season, has four overall.
- Currently leads the Hokies in rushing, which would give Hokies the eighth straight season of a different rusher leading the team than the previous year. Branden Ore (2006-07) was the last Hokie to lead the team in back-to-back seasons.
- Is 106 yards shy of eclipsing the last three season rushing leaders - 2014, JC Coleman, 533 yards; 2013, Trey Edmunds, 675 yards; 2012, Logan Thomas, 524 yards; 2011, David Wilson was the last Hokie to rush for more than 700 yards in a season (2011 - 1,709).

### K JOEY SLYE

- Booted field goals of 44, 37, and 40 yards, and is now 11 of 13 on attempts under 50 yards this season.
- Is also now 31 of 37 on field goal attempts under 50 yards in his career.
- It was the fourth time this season he has made at least two FG in a game, the 10th time in his career.
- Was 2 for 2 on extra-point attempts, pushing his season total to a perfect 25 of 25 on the year and has made 44 straight.
- Leads the team with 58 points and has 151 for his career, good for 15th on the school's all-time scoring list.
- Also had two touchbacks on kickoffs, giving him 28 out of 42 this year.

## FORD CHASING AND CHANGING THE HISTORY BOOKS

Sophomore Isaiah Ford is quickly moving up many of the career records' list at the school and his numbers even through two seasons are approaching or are already the best at the school.

Consider these:

### FASTEST PLAYER TO 10 TD CATCHES

By game was Ford, 19 games, passing Andre' Davis who did it in 20 games.

### FASTEST PLAYER TO 1,000 YARDS

By game was Ford, 17 games, passing Davis, who did it in 19 games.

### FASTEST PLAYER TO 100 RECEPTIONS

Ford, will be playing in his 22nd game and is three shy. The fastest is Jarrett Boykin, who took 35 games.

Ford is also approaching the best numbers by a Tech wide receiver through his first two seasons at the school (under Beamer).

Consider these:

### MOST TOUCHDOWN CATCHES

Ford already tops the list with 13, but is being chased by fellow sophomore tight end **Bucky Hodges**, who has 12. The previous high was Andre' Davis with nine.

### MOST RECEPTIONS

Ford already tops this list as well, with his 97 catches, more than 25 clear of Boykin, who caught 70 through his sophomore season.

### MOST RECEIVING YARDS

Ford is three yards shy of Boykin's 1,276 yards through a sophomore season.

Where does Ford stand in all-time (under Beamer) two-year bests among wide receivers in yards and receptions?

See below:

### MOST RECEPTIONS, 2-YEAR SPAN

Boykin (Jr.-Sr. seasons)	114
Ernest Wilford (Jr.-Sr. seasons)	106
Danny Coale (Jr.-Sr. seasons)	99
Willie Byrn (Jr.-Sr. seasons)	98
<b>Ford (Fr.-So. seasons)</b>	<b>97</b>

### MOST RECEIVING YARDS, 2-YEAR SPAN

Ernest Wilford (Jr.-Sr. seasons)	1,811
Boykin (So.-Jr. seasons)	1,682
Danny Coale (Jr.-Sr. seasons)	1,636
Marcus Davis (Jr.-Sr. seasons)	1,463
Antonio Freeman (So.-Jr. seasons)	1,347
Andre' Davis (So.-Jr. seasons)	1,280
<b>Ford (Fr.-So. seasons)</b>	<b>1,273</b>

### CAREER TOUCHDOWN RECEPTIONS

Player	TDs
1 Antonio Freeman	22
2 Jarrett Boykin	18
Ricky Scales	18
Andre Davis	18
5 Josh Morgan	16
6 Sidney Snell	15
7 <b>Isaiah Ford</b>	<b>13</b>
Marcus Davis	13

### CAREER RECEPTIONS

Player	Receptions
1 Jarrett Boykin	184
...	
9 Andre' Davis	103
Mike Giacalone	103
11 Myron Richardson	100
12 Willie Byrn	99
<b>13 Isaiah Ford</b>	<b>97</b>

## CAREER AND ACTIVE STARTS CHART

Offense	Current		
	2015	Streak	Career
Brewer, M.	2	1	15
Caleb, J.	-	-	1
Chung, K.	1	-	1
Cline, K.	-	-	7
Coleman, J.C.	4	-	13
Conte, A.	8	8	18
Edmunds, Tr.	-	-	10
Ford, I.	8	16	19
Gallo, E.	8	8	8
Hansen, W.	8	8	11
Hodges, B.	8	10	18
Knowles, D.	-	-	9
Malleck, R.	8	17	27
McLaughlin, J.	8	8	30
McMillian, T.	2	-	2
Meyer, C.	-	-	3
Motley, B.	6	-	6
Phillips, C.	6	2	15
Rogers, S.	3	1	11
Stroman, G.	1	-	1
Teller, W.	7	2	13
Williams, M.	-	-	8

Defense	Current		
	2015	Streak	Career
Alexander, A.	6	6	6
Baron, W.	4	3	6
Clark, C.	8	18	21
Clarke, D.	8	21	21
Edmunds, Te.	4	4	4
Ekanem, K.	8	21	21
Facyson, B.	8	8	20
Frye, D.	2	-	2
Fuller, K.	3	-	28
Greene, D.	-	-	1
Huelskamp, S.	2	-	2
Maddy, L.	8	8	41
Marshall, C.	3	-	17
Motuapuaka, A.	6	4	10
Nicolas, D.	8	21	22
Reynolds, M.	2	1	2
Riley, D.	-	-	7
Stroman, G.	3	-	4
Vandyke, R.	5	-	7
Williams, N.	-	-	10

Specialists	Current		
	2015	Streak	Career
D'Antuono, E. (LS)	8	34	34
Hughes, A.J. (P)	8	47	47
Slye, J. (PK/KO)	8	21	21

### STARTED EVERY GAME IN 2015

**Offense (7):** Conte, Ford, Gallo, Hansen, Hodges, Malleck, McLaughlin.

**Defense (6):** Clark, Clarke, Ekanem, Facyson, Maddy, Nicolas.

**Specialists (3):** D'Antuono, Hughes, Slye.

### LONGEST ACTIVE STREAKS

A.J. Hughes	47
Eddie D'Antuono	34
Deon Clarke	21
Ken Ekanem	21
Dadi Nicolas	21
Joey Slye	21
Chuck Clarke	18

## CAREER GAMES PLAYED/STARTS

Name	Yr.	GP	GS	OFF	DEF	ST	Total
Alexander, A.	Fr.	8	6	0	392	50	442
Alleyne, J.	Fr.	7	0	0	4	39	43
Asante, K.	r-Sr.	23	1	41	0	25	66
Banks, E.	r-So.	1	0	0	0	1	1
Baron, W.	Jr.	33	6	0	333	0	333
Brainard, M.	r-Sr.	8	0	0	0	42	42
Brewer, M. (13 games at TTU)	r-Sr.	29	15	152	0	0	152
Burke, X.	Fr.	1	0	0	0	6	6
Burns, D.	r-Jr.	5	0	0	0	1	1
Caleb, J.	r-Jr.	31	1	0	0	40	40
Carroll, C.J.	r-Fr.	2	0	8	0	7	15
Chung, K.	r-So.	4	1	25	0	0	25
Clark, C.	Jr.	33	21	0	510	71	581
Clarke, D.	Sr.	33	21	0	509	36	545
Cline, K.	r-So.	22	7	85	0	4	89
Coleman, J.C.	Sr.	43	13	59	0	5	64
Conte, A.	r-Jr.	26	18	566	0	46	612
D'Antuono, E.	r-Jr.	34	34	0	0	86	86
Dooley, S.	r-So.	21	0	0	67	37	104
Durkin, C.	r-Fr.	3	0	6	0	1	7
Eberly, J.	r-Jr.	1	0	0	0	3	3
Edmunds, Te.	r-Fr.	8	4	0	196	110	306
Edmunds, Trem.	Fr.	8	0	1	0	193	194
Edmunds, Trey	r-Jr.	27	10	85	0	42	127
Ekanem, K.	r-Jr.	32	21	0	432	31	463
Facyson, B.	r-So.	23	20	0	505	2	507
Ford, I.	So.	21	19	532	0	0	532
Frye, D.	Sr.	34	2	0	155	21	176
Fuller, K.	Jr.	29	28	0	170	12	182
Galante, J.	r-So.	5	0	0	0	24	24
Gallo, E.	So.	11	8	583	0	0	583
Greene, D.	r-Jr.	28	1	0	29	28	57
Hansen, W. (17 games at RPI)	r-Sr.	38	11	429	0	0	429
Haynes, J.	r-Jr.	16	0	0	1	74	75
Hodges, B.	r-So.	21	18	439	0	6	445
Huelskamp, S.	r-So.	5	2	0	143	6	149
Hughes, A.J.	Sr.	47	47	0	0	96	96
Jones, G.	r-Jr.	17	0	0	0	69	69
Knowles, D.	r-Sr.	40	9	19	0	0	19
Lawson, D.	Fr.	5	0	36	0	0	36
Lydon, C.	Fr.	6	0	0	21	34	55
Maddy, L.	r-Sr.	51	41	0	415	0	415
Malleck, R.	r-Sr.	47	27	528	0	84	612
Marshall, C.	r-Sr.	45	17	0	135	0	135
McKenzie, S.	So.	7	0	27	0	0	27
McKinnon, D.	r-Jr.	21	0	0	29	10	39
McLaughlin, J.	Jr.	30	30	538	0	46	584
McMillian, T.	r-Fr.	8	2	202	0	36	238
Meyer, C.	r-Jr.	32	3	6	0	44	50
Mihota, V.	r-Fr.	8	0	0	82	40	122
Minor, R.	r-Fr.	2	0	0	0	13	13
Mitchell, B.	r-Fr.	1	0	3	0	0	3
Moss, J.	r-So.	7	0	0	0	36	36
Motley, B.	r-Jr.	13	6	404	0	0	404
Motuapuaka, A.	r-So.	18	10	0	374	35	409
Newsome, D.	r-So.	18	0	7	0	24	31
Nicolas, D.	r-Sr.	44	22	0	448	42	490
Nijman, Y.	Fr.	8	0	219	0	0	219
Osterloh, P.	r-So.	13	0	38	0	36	74
Peoples, S.	Fr.	8	0	28	0	99	127
Pettit, C.	r-Fr.	1	0	4	0	0	4
Pfaff, B.	r-Fr.	3	0	4	0	5	9
Phillips, C.	So.	21	15	501	0	5	506
Redman, D.	r-Sr.	35	1	29	0	50	79
Reynolds, M.	Fr.	8	2	0	211	42	253
Riley, D.	Sr.	46	7	0	188	42	230
Rogers, S.	Jr.	34	11	357	0	84	441
Santamaria, M.	r-Fr.	2	0	0	0	8	8
Shegog, A.	r-So.	14	0	0	17	129	146
Slye, J.	So.	21	21	0	0	77	77
Smith, A.	r-Jr.	20	0	15	0	5	20
Sobczak, S.	r-Fr.	5	0	0	42	0	42
Stroman, G.	So.	21	5	33	183	65	281
Taylor, C.	r-So.	1	0	0	0	2	2
Teller, W.	r-So.	21	13	563	0	46	609
Vandyke, R.	r-Sr.	34	7	0	262	178	440
Willenbrock, J.	r-Jr.	12	0	31	0	28	59
Williams, C.	r-So.	1	0	0	0	1	1
Williams, N.	r-Jr.	34	10	0	80	82	162
Young, T.	r-Fr.	3	0	0	0	7	7



## 2015 STARTERS GAME BY GAME

OFFENSE	FL	LT	LG	C	RG	RT	TE	QB	FB	TB	SE
Ohio State	Phillips	McLaughlin	Teller	Gallo	Conte	Hansen	Malleck	Brewer	Hodges (TE)	Coleman	Ford
Furman	Phillips	McLaughlin	Teller	Gallo	Conte	Hansen	Malleck	Motley	Hodges (TE)	Coleman	Ford
Purdue	Hodges (TE)	McLaughlin	Teller	Gallo	Conte	Hansen	Malleck	Motley	Rogers	McMillian	Ford
East Carolina	Phillips	McLaughlin	Teller	Gallo	Conte	Hansen	Malleck	Motley	Hodges (TE)	Coleman	Ford
Pittsburgh	Phillips	McLaughlin	Teller	Gallo	Conte	Hansen	Malleck	Motley	Hodges (TE)	Coleman	Ford
NC State	Stroman	McLaughlin	Chung	Gallo	Conte	Hansen	Malleck	Motley	Rogers	Hodges (TE)	Ford
Miami	Phillips	McLaughlin	Teller	Gallo	Conte	Hansen	Malleck	Motley	Hodges (TE)	McMillian	Ford
Duke	Phillips	McLaughlin	Teller	Gallo	Conte	Hansen	Malleck	Brewer	Rogers	Hodges (TE)	Ford
Boston College											
N. Carolina											
Virginia											
DEFENSE	DE	DT	DT	DE	ILB	LOLB	WHIP	CB	ROV	FS	CB
Ohio State	Nicolas	Maddy	Stroman (N)	Ekanem	Motuapuaka	Clarke	Vandyke	Fuller	Frye	Clark	Facyson
Furman	Nicolas	Maddy	Marshall	Ekanem	Motuapuaka	Clarke	Vandyke	Fuller	Frye	Clark	Facyson
Purdue	Nicolas	Maddy	Baron	Ekanem	Huelskamp	Clarke	Stroman (N)	Fuller	Alexander	Clark	Facyson
East Carolina	Nicolas	Maddy	Marshall	Ekanem	Huelskamp	Clarke	Stroman (N)	Reynolds	Alexander	Clark	Facyson
Pittsburgh	Nicolas	Maddy	Marshall	Ekanem	Motuapuaka	Clarke	Vandyke	Edmunds	Alexander	Clark	Facyson
NC State	Nicolas	Maddy	Baron	Ekanem	Motuapuaka	Clarke	Vandyke	Edmunds	Alexander	Clark	Facyson
Miami	Nicolas	Maddy	Baron	Ekanem	Motuapuaka	Clarke	Vandyke	Edmunds	Alexander	Clark	Facyson
Duke	Nicolas	Maddy	Baron	Ekanem	Motuapuaka	Clarke	Reynolds (N)	Edmunds	Alexander	Clark	Facyron
Boston College											
N. Carolina											
Virginia											

## 2015 HONORS LIST

**CB Chuck Clark***All-ACC Third Team, Phil Steele**All-ACC Fourth Team, Athlon Sports***LB Deon Clarke***All-ACC Second Team, Athlon Sports**All-ACC Third Team, Phil Steele***RB J.C. Coleman***All-ACC Fourth Team, Athlon Sports***DE Ken Ekanem***Lombardi Award Watch List**All-ACC First Team, Athlon Sports**All-ACC First Team, Phil Steele***CB Brandon Facyson***All-ACC Second Team, Athlon Sports**All-ACC Second Team, Phil Steele***CB Kendall Fuller***Thorpe Award Watch List**Walter Camp Award Watch List**Bednarik Award Watch List**Preseason First-Team All-American, ESPN.com**Preseason Second-Team All-American, SI.com**First-Team Preseason All-American, Athlon Sports**First-Team Preseason All-American, Phil Steele**All-ACC Preseason Team, Media**All-ACC Preseason Team, ESPN.com**All-ACC First Team, Athlon Sports**All-ACC First Team, Phil Steele***WR Isaiah Ford***ACC All-Conference - Midseason, ESPN.com**Bilentnikoff Watch List - Midseason**All-ACC Third Team, Athlon Sports**All-ACC Third Team, Phil Steele***TE Bucky Hodges***Mackey Award Midseason Watch List**Mackey Award Watch List**Third-Team Preseason All-American, Phil Steele**Fourth-Team Preseason All-American, Athlon Sports**All-ACC Preseason Team, Media**All-ACC Preseason Team, ESPN.com**All-ACC First Team, Athlon Sports**All-ACC First Team, Phil Steele***DT Luther Maddy***ACC All-Conference - Midseason, ESPN.com**Lombardi Award Watch List**Danny Wuerffel Award**All-ACC Preseason Team, Media**All-ACC Preseason Team, ESPN.com**All-ACC First Team, Athlon Sports***TE Ryan Malleck***Mackey Award Watch List***DT Corey Marshall***All-ACC Second Team, Athlon Sports**All-ACC Second Team, Phil Steele***OL Jonathan McLaughlin***All-ACC Second Team, Athlon Sports**All-ACC Fourth Team, Phil Steele***DE Dadi Nicolas***Lombardi Award Watch List**Bednarik Award Watch List**Fourth-Team Preseason All-American, Athlon Sports**Fourth-Team Preseason All-American, Phil Steele**All-ACC Preseason Team, Media**All-ACC Preseason Team, ESPN.com**All-ACC First Team, Athlon Sports**All-ACC First Team, Phil Steele***CB Greg Stroman***All-ACC Third Team Specialist, Athlon Sports***OL Wyatt Teller***All-ACC First Team, Athlon Sports**Italics = Preseason*



## LONGEST CONTINUOUS TENURED ASSISTANT COACHES (ACTIVE)

Only 31 of the 1,152 full-time assistants in FBS have been at their current schools since 2005. Below is the top 10

1.	1983	Gary Campbell - Oregon RBs coach
2.	1987	<b>*Bud Foster - Virginia Tech DC</b>
3.	1990	<b>Bryan Stinespring - Virginia Tech TEs coach</b>
4.	1993	Jerry Brown - Northwestern DBs coach
	1993	Don Pellum - Oregon DC
6.	1994	Odell Haggins - Florida State DTs coach
	1994	Mo Latimore - Kansas State DLs coach
8.	1996	<b>Charley Wiles - Virginia Tech DL coach</b>
	1996	Andy Hill - Missouri QBs coach
	1996	Dale Pehrson - Navy DL coach

\* - Tech's Bud Foster, who became the Hokies' defensive coordinator in 1995, is also the nation's longest-tenured DC by 10 seasons. Ohio State's Luke Fickell is the second-longest tenured, taking over the Buckeyes' DC duties in 2005.

info courtesy of CoachingSearch.com - Chris Vannini

## GAME DAY COACHING ASSIGNMENTS

### ON THE FIELD

Frank Beamer.....	head coach
Shane Beamer.....	assoc. head coach/RBs
Bud Foster.....	defensive coordinator/ILBs
Stacy Searels.....	offensive line
Zohn Burden.....	wide receivers
Charley Wiles.....	defensive line

### IN THE BOOTH

Cornell Brown.....	outside linebackers
Torrian Gray.....	defensive secondary
Scot Loeffler.....	offensive coordinator/QBs
Bryan Stinespring.....	recruiting coordinator/TEs

## RUSHING = WINS

- Under **Frank Beamer** (356 games), the Hokies are 204-44-2 when outrushing their opponents, 29-76 when being outrushed and 1-0 when the rushing total is even.
- In Tech's current 22-year bowl run (since 1993), Tech is 183-28 when outrushing its opponents, 26-52 when being outrushed and 1-0 when the rushing total is even.
- In its current 22-year bowl run (since 1993), Tech is 118-8 when rushing for 200 yards or more.
- Since the start of the 2000 season, the Hokies are 45-0 when rushing 50 times or more in a non-OT game (last loss: 1999 national championship game to FSU; rushed 52 times).
- Since the start of the 1999 season, Tech is 138-22 when outrushing its opponent and 19-39 when being outrushed.

## ALL SCORERS RETURNED

- Every single Hokie who scored a point last season for the Virginia Tech Hokies - a total of 313 points - returned in 2015. The list includes 14 players - three who were on defense and another on special teams.
- The Hokies' top scorer was kicker **Joey Slye**, who connected on 20-of-28 fields goals and converted 33-of-34 on extra points for 93 points.
- **Bucky Hodges** led the team in touchdowns, catching seven touchdown passes in 2014 - a Tech single-season record for tight ends, while also adding a TD on a blocked punt in the end zone against Virginia. He also caught a two-point conversion attempt to give him 50 points for the year.
- **Ryan Malleck** contributed a pair of TD grabs to give the tight end position a total of nine TD catches for the season.
- Third on the list overall was **Isaiah Ford**, who as a freshman, hauled in six touchdown passes, while classmate **Cam Phillips** snagged three.
- On the ground, **Marshawn Williams** led the way with four touchdown runs, while **Shai McKenzie** (3) and **J.C. Coleman** (2).
- Quarterback **Michael Brewer** had two rushing touchdowns and fullback **Sam Rogers** added one.
- On the defensive side of the ball, and one from special teams, there were an additional four Hokies who scored touchdowns. **Donovan Riley** and **Kendall Fuller** each reached the end zone after an interception, while **Andrew Motuapuaka** (on kickoff coverage) and **Greg Stroman** each hit paydirt on fumble returns.

## #LUNCHPAILD

*During Bud Foster's 266-game tenure as defensive/co-defensive coordinator, Tech has ...*

- had 50 different defensive players score touchdowns.
- scored 76 touchdowns (52 on pass interceptions, 23 on fumble returns and one on a fumble recovery).
- held opponents to an average of 112.0 yards rushing and 17.3 points per game.
- been nationally ranked in the top five of a major defensive category 37 times. Tech finished No. 1 in total defense in 2005 and 2006, second in 2001 and third in 1999.
- pitched 28 shutouts.
- had at least one defensive player earn All-America honors from some publication in 17 of 19 seasons. Four players gained A-A recognition in 1999 and three were honored in 2001.
- produced six first-team All-Americans and 12 others who have earned second- or third-team All-America honors from one of the recognized groups.
- had 37 players drafted by NFL teams.
- produced its first Lombardi Award winner and its first Nagurski Trophy winner in Corey Moore.
- produced two BIG EAST defensive players of the year - Corey Moore (1998, 1999), and Cornell Brown (1995).
- featured 10 players who have recorded nine or more interceptions in their career.

## THE STORIED LUNCH PAIL

- Taken with the Hokies wherever they go is the storied lunch pail. The Pail served as the inspiration for Tech's record-setting 1995 defense, symbolizing Tech's blue collar approach to defensive football. Every year since, a member of the defense has been responsible for toting a new Pail.
- Coach Rod Sharpless, then the co-defensive coordinator along with Bud Foster, brought a lunch pail back from New Jersey and they decided that it would become the symbol of the 1995 defense. Sharpless' mother-in-law found the now famous original lunch pail in Mercerville, N.J., where it had belonged to a coal miner.
- The players put the unit goals, weekly goals, the keys to success for the week and a signed mission statement before the season in the Pail ... plus the turf from any road wins. Also included in the Pail is the list of names of the 32 fallen Hokies from the April 16, 2008 tragedy.

## 2015 OFFENSIVE LINE PLAY BREAKDOWN

(S-STARTED; P-PLAYED - GAMES WITH "O" MEANS PLAYED ON SPECIAL TEAMS; DNP-DRESSED, BUT DID NOT PLAY; DND- DID NOT DRESS)

	2015	CAREER	OSU	FUR.	PUR.	ECU	PITT	NC ST.	MIAMI	DUKE	BC	GT	UNC	UVA
61 Chung, K.	25	25	P/1	P/12	P/8	DNP	DNP	S/4	DNP	DNP				
76 Clark, A.	-	-	DND	DND	DND	DND	DND	DND	DND	DND				
72 Conte, A.	460	1,131	S/68	S/48	S/75	S/83	S/55	S/68	S/63	S/106				
64 Gallo, E.	477	491	S/70	S/63	S/75	S/83	S/55	S/68	S/63	S/106				
77 Hansen, W.	344	633	S/22	S/30	S/59	S/74	S/55	S/56	S/48	S/85				
71 McLaughlin, J.	432	1,887	S/70	S/47	S/72	S/83	S/50	S/62	S/48	S/106				
66 Mitchell, B.	3	3	DND	P/3	DND	DND	DND	DND	DND	DND				
69 Nijman, Y.	198	198	P/51	P/51	P/25	P/10	P/5	P/18	P/38	P/21				
67 Osterloh, P.	38	52	P/3	P/23	P/11	P/0	P/0	P/0	P/1	P/0				
58 Pettit, C.	4	4	DND	P/4	DND	DND	DND	DND	DND	DND				
74 Pfaff, B.	6	11	DNP	P/4	P/2	DNP	DNP	DNP	DNP	DNP				
62 Plantin, D.	-	-	DND	DND	DND	DND	DND	DND	DND	DND				
52 Redman, D.	29	246	P/0	P/18	P/11	P/0	P/0	P/0	P/0	P/0				
75 Smith, A.	21	61	P/0	P/15	P/6	DNP	DNP	DNP	DNP	DNP				
79 Smith, T.	-	-	DND	DND	DND	DND	DND	DND	DND	DND				
57 Teller, W.	457	955	S/71	S/57	S/72	S/83	S/55	P/64	S/55	S/106				

## EDMUNDS BROTHERS RARE FEAT

Just after Virginia Tech's first touchdown against Ohio State on Sept. 7, the Edmunds brothers - Terrell, Tremaine and Trey - became just the third trio of brothers to take the field together at the same time in the same game for a major college football program dating back to 1970. The first to accomplish this rarest of feats was the Selmon brothers at Oklahoma when Lee Roy, Lucious and Dewey all played for the Sooners' defense during the 1972 and 1973 seasons. They were followed in 2010 and 2011 by the McCray brothers - Cliff, Jordan and Justin - who all played on the offensive line together at UCF. During the 2015 season, the Edmunds are regularly appearing together on the special teams kickoff coverage team.



**The Edmunds - 2015**

**School: Virginia Tech**

Brothers: Terrell, Tremaine and Trey Edmunds

Hometown: Danville, Virginia



**The Selmons - 1972**

**School: Oklahoma**

Brothers: Lee Roy, Lucious and Dewey

Hometown: Eufula, Oklahoma



**The McCrays - 2010**

**School: Central Florida**

Brothers: Jordan, Cliff and Justin

Hometown: Miami, Florida

## VIRGINIA TECH'S GRADUATES

Below are six men who have already earned their undergraduate degrees and are currently pursuing either a masters degree or a second undergraduate degree here at Tech. Below those men are six more Hokies planning to earn their first undergraduate degrees by this December.

Name	Degree	Second Degree
Michael Brewer	Personal Financial Planning (at Texas Tech)	Master's Curriculum and Instruction
JC Coleman	Psychology	Master's Curriculum and Instruction
Luther Maddy	Property Management	Undergrad No. 2 Consumer Studies
Dadi Nicolas	Sociology	Undergrad No. 2 Consumer Studies
Darius Redman	Sociology	Undergrad No. 2 Theatre Arts
Ronny Vandyke	Psychology	Undergrad No. 2 Human Development
Kevin Asante	Human Development w/ Child & Adolescent Development concentration	
Wade Hansen	History	
AJ Hughes	Marketing Management	
Demitri Knowles	Consumer Studies	
Corey Marshall	Human Development w/ Child & Adolescent Development concentration	

## BEST IN THE STATE

Did you know that Virginia Tech has the most wins among any football program in the state? Also, the Hokies' win percentage is the fourth best (schools with at least 700 games played, below), but its the best among any DI (FBS or FCS) programs.

School	1st Year	Wins	Losses	Ties	Total Games	Win Pct	Seasons Avg win PS
Virginia Tech	1892	714	456	46	1216	60.61%	122 5.85
Virginia	1888	641	583	48	1272	52.28%	126 5.09
Virginia State	1902	565	352	49	966	61.02%	112 5.04
William & Mary	1893	562	548	41	1151	50.61%	122 4.61
Virginia Union	1900	554	371	12	937	61.58%	114 4.86
Hampton	1902	552	419	34	1005	56.62%	114 4.84
Hampden-Sydney	1892	544	450	38	1032	54.55%	124 4.39
Richmond	1881	522	624	53	1199	45.75%	132 3.95
Emory & Henry	1915	518	420	19	957	55.12%	101 5.13
Randolph-Macon	1881	505	480	55	1040	51.20%	128 3.95
Washington & Lee	1890	500	522	39	1061	48.96%	123 4.07
VMI	1891	467	676	42	1185	41.18%	124 3.77
Ferrum	1954	352	217	13	582	61.60%	61 5.77
Norfolk State	1938	341	346	14	701	49.64%	75 4.55
Apprentice School	1919	307	474	30	811	39.70%	97 3.16

## FRESHMEN GET THE CALL

In all, nine true freshman have seen the field for the Hokies this fall, which includes two combining to make eight starts. In 2014, a total of 10 true freshman played for the Hokies with four of them combining for 31 starts. That list includes Isaiah Ford (11), Cam Phillips (9), Marshawn Williams (8) and Greg Stroman (1).

In 2013, 11 true freshman played for Tech, the most in head coach Frank Beamer's 29 seasons in Blacksburg, and combined for over 50 starts that season.

## TECH IN OVERTIME (6-5)

9/19/98	at Miami	27	20	W	OT
11/9/02	at Syracuse	42	50	L	3OT
11/15/03	at Temple	24	23	W	OT
1/3/12	vs. Michigan	20	23	L	OT
9/3/12	Georgia Tech	20	17	W	OT
11/17/12	at Boston College	30	23	W	OT
12/28/12	vs. Rutgers	13	10	W	OT
9/21/13	Marshall	29	21	W	3OT
11/16/13	Maryland	24	27	L	OT
11/22/14	at Wake Forest	3	6	L	2OT
10/24/15	Duke	43	45	L	4OT

## COMEBACKS UNDER BEAMER

### BIGGEST SECOND-HALF COMEBACK VICTORIES:

<b>15 points</b>	Virginia (1995)
trailed 29-14 after 3rd	won 36-29
<b>14 points</b>	North Carolina (2008)
trailed 17-3 in 3rd	won 20-17
<b>11 points</b>	Louisville (2004)
trailed 24-13 in 4th	won 35-24

### BIGGEST TOTAL COMEBACK VICTORY:

<b>20 points</b>	Duke (2012)
trailed 20-0 in 1st	won 41-20

## HOKIES = RATINGS

The Ohio State at Virginia Tech football game on Sept. 7 of this season gave ESPN some of its best ratings ever. Nothing new, as the Hokies' game against Boise State on Sept. 6, 2010 also was a ratings success for the network.

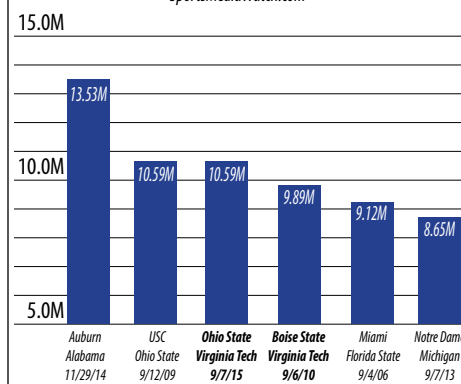
### ESPN/ABC Top 5 Opening Weekend CFB Games

Rating*	Date	Game	Network
1. 7.2	Mon, 9/5/2005	Miami at Florida State	ABC
2. 6.7	Mon, 9/6/2010	Boise State vs. Virginia Tech	ESPN
3. 6.6	Mon, 9/7/2015	Ohio State at Virginia Tech	ESPN
4. 6.1	Mon, 9/4/2006	Florida State at Miami	ESPN
5. 5.8	Sat, 9/2/2006	Notre Dame at Georgia Tech	ABC

\* overnight rating

### Most Watched Reg. Season CFB Games on ESPN

SportsMediaWatch.com



## VIRGINIA TECH'S 264-GAME SCORING STREAK

Virginia Tech's current scoring streak started in 1995 and currently stands as the 12th-longest streak in FBS history, and the sixth-longest active streak in the FBS. During the run, Tech scored on its first offensive possession 85 times, plus another five occasions\* where it scored on returns on its first touch of the game. The Hokies have scored in the first quarter 190 times during the streak, and have extended it by halftime in 251 of the 264 games. During the streak, the Hokies have posted 28 shutouts by their defense.

Here's the year-by-year breakdown (\* - blocked punt recovery in the end zone against Akron in 1995; an interception return at Clemson in 2007; an interception return against Boston College in 2008; a blocked punt return against Marshall in 2013; and a fumble return on the opening kickoff of the 2014 Western Michigan game):

School	Streak	Dates	Ended By
Michigan	365	10/27/1984 - 9/6/2014	Notre Dame
Brigham Young	361	9/27/1975 - 11/15/2003	Utah
<b>Florida</b>	<b>341</b>	<b>11/05/1988 - present</b>	.....
<b>TCU</b>	<b>287</b>	<b>11/23/1991 - present</b>	.....
Texas	281	11/29/1980 - 10/02/2004	Oklahoma
Washington State	280	10/22/1984 - 10/18/2008	USC
<b>Air Force</b>	<b>278</b>	<b>12/31/1992 - present</b>	.....
Washington	272	11/14/1981 - 10/16/2004	USC
Oregon	267	10/05/1985 - 11/15/2007	UCLA
<b>Ohio State</b>	<b>267</b>	<b>12/30/1993 - present *</b>	.....
<b>Tennessee</b>	<b>266</b>	<b>9/24/1994 - present</b>	.....
<b>Virginia Tech</b>	<b>264</b>	<b>9/23/1995 - present</b>	.....
<b>Georgia</b>	<b>256</b>	<b>10/7/1995 - present *</b>	.....
<b>Nebraska</b>	<b>253</b>	<b>9/05/1996 - present</b>	.....
UCLA	245	10/02/1971 - 10/17/1992	Arizona State
Colorado	242	11/19/1988 - 10/25/2008	Missouri
Kansas State	234	11/23/1996 - 10/17/2015	Oklahoma
Nebraska	233	1/01/1974 - 11/29/1991	Miami, Fla.
Florida State	232	9/10/1988 - 11/11/2006	Wake Forest
Wisconsin	231	9/06/1997 - 11/29/2014	Ohio State
<b>Boise State</b>	<b>233</b>	<b>10/11/1997 - present</b>	.....
<b>Georgia Tech</b>	<b>233</b>	<b>10/30/1997 - present</b>	.....

\* - had 13 games vacated by NCAA from 2010 season (not included in streak)

Season	Games	1st Poss.	Scored On/In:					Points Scored		
			1Q	2Q	3Q	4Q	OT	Wins	Losses	Ties
1995	10	2*	6	3	1	0	0	335	0	—
1996	12	6	9	3	0	0	0	328	42	—
1997	12	3	8	3	1	0	0	244	80	—
1998	12	6	11	1	0	0	0	299	82	—
1999	12	4	11	1	0	0	0	455	29	—
2000	12	7	10	1	0	1	0	463	21	—
2001	12	3	10	1	1	0	0	314	62	—
2002	14	4	11	3	0	0	0	303	126	—
2003	13	7	11	2	0	0	0	328	132	—
2004	13	4	7	4	1	1	0	358	42	—
2005	13	3	10	2	0	1	0	411	29	—
2006	13	4	9	4	0	0	0	282	54	—
2007	14	6*	9	4	1	0	0	364	38	—
2008	14	3*	7	7	0	0	0	230	79	—
2009	13	5	11	1	1	0	0	350	64	—
2010	14	5	9	5	0	0	0	416	58	—
2011	14	4	9	5	0	0	0	358	33	—
2012	13	2	8	4	0	1	0	200	126	—
2013	13	4*	11	1	1	0	0	168	83	—
2014	13	5*	8	3	0	1	1	212	101	—
2015	7	2	4	3	0	0	0	121	127	—
<b>Totals</b>	<b>264</b>	<b>90</b>	<b>190</b>	<b>61</b>	<b>7</b>	<b>5</b>	<b>1</b>	<b>6539</b>	<b>1408</b>	<b>0</b>

Virginia Tech has a **193-71** record during the streak, averaging **33.9** points in the wins and **19.8** points in the losses. The Hokies have only on six occasions delayed extending the streak until the fourth quarter or overtime. The last time came in 2014 in an overtime loss at Wake Forest. The latest Tech scored its first points in a game was in overtime in 2014 at Wake Forest (a 0-0 tie after four quarters). The latest in a regulation game was with 1:30 left in Tech's game versus Miami also in 2014. Here's a look at the six occasions.

(\* — in Sugar Bowl in New Orleans; ^ — Russell Athletic Bowl in Orlando):

Date	Game	Opponent	Fourth Quarter/OT Score (first if multiple scores)	Time Left (4Q)	Result
Nov. 4, 2000	67	at Miami	Lee Suggs 1 yd run	12:23	L, 21-41
Jan. 3, 2005	122	Auburn*	Josh Morgan 29 yd pass from Bryan Randall	6:58	L, 13-16
Nov. 5, 2005	131	Miami	Marcus Vick 2 yd run	8:06	L, 7-27
Dec. 28, 2012	230	Rutgers ^	Cody Journell 25 yd FG	12:14	W, 13-10 (ot)
Oct. 23, 2014	251	Miami	Isaiah Ford 14 yd pass from Mark Leal	1:30	L, 6-30
Nov. 22, 2014	254	at Wake Forest	Joey Slye 28 yd FG	OT	L, 3-6 (2ot)

There have been **nine** occasions where Virginia Tech scored just once to continue the streak, by nine different players. Only twice did Tech's lone score come in the fourth quarter of a game: 2005 when Marcus Vick scored on a 5-yard run with 8:06 left in a 27-7 loss and in 2014 when Isaiah Ford caught a 14-yard pass from Mark Leal with 1:30 left in a 30-6 loss and once it came in overtime, last year at Wake Forest on a Joey Slye field goal. A look at these nine times with one score.

(\* — denotes Gator Bowl in Jacksonville):

Date	Game	Opponent	The Hokie To Score	Time Left	Result
Jan. 1, 1998*	34	vs. North Carolina	Shayne Graham 40 yd FG	4:37, 3Q	L, 3-42
Nov. 3, 2001	78	at Pittsburgh	Ronyell Whitaker 71 yd blocked FG return	1:42, 1Q	L, 7-38
Oct. 22, 2003	103	at West Virginia	Vincent Fuller 50 yd fumble return	2:07, 2Q	L, 8-27
Nov. 5, 2005	131	Miami	Marcus Vick 2 yd run	8:06, 4Q	L, 7-27
Oct. 12, 2006	141	at Boston College	Brandon Pace 36 FG	0:41, 2Q	L, 3-22
Sept. 8, 2007	150	at LSU	Tyrod Taylor 1 yd run	4:38, 3Q	L, 7-48
Oct. 1, 2011	208	Clemson	Cody Journell 24 FG	4:35, 2Q	L, 3-23
Oct. 23, 2014	251	Miami	Isaiah Ford 14 yd pass from Mark Leal	1:30, 4Q	L, 6-30
Nov. 22, 2014	254	at Wake Forest	Joey Slye 28 yd FG	OT	L, 3-6 (2ot)

**The One-Scorers (9):** Ford 1, Fuller 1, Graham 1, Journell 1, Pace 1, Slye 1, Taylor 1, Marcus Vick 1, Whitaker 1 (four field goals, two rushing touchdowns, one pass, one fumble return, one blocked field goal return)



## TOUCHDOWNS BY DEFENSE & SPECIAL TEAMS

**1987:** Jon Jeffries, 92-yd. kickoff return vs. Clemson; Don Stokes, recovered blocked punt in end zone vs. Syracuse; Randy Cockrell (ilb), 90-yd. interception return vs. Navy.

**1988:** Don Stokes, recovered blocked punt in end zone vs. Southern Miss; Jock Jones, recovered blocked punt in end zone vs. West Virginia; Roger Brown (cb), 55-yd. interception return vs. South Carolina; Leslie Bailey (ilb), 19-yd. interception return vs. South Carolina.

**1989:** Marcus Mickel, 90-yd. kickoff return vs. Clemson; Jock Jones (olb), 55-yd. interception return vs. Tulane; Roger Brown (cb), 55-yd. interception return vs. North Carolina State.

**1990:** The '90 season marked the first and only season to date during Beamer's tenure that Tech failed to score at least one TD on either defense or special teams.

**1991:** P.J. Preston (olb), recovered fumble in end zone vs. Oklahoma; Ken Landrum, 18-yd. blocked punt return vs. Cincinnati; Kirk Alexander (fs), 95-yd. interception return vs. Cincinnati.

**1992:** Tyronne Drakeford (cb), 40-yd. interception return vs. East Carolina; Tony Kennedy, 91-yd. kickoff return vs. Louisville; Ken Brown (olb), 18-yd. interception return vs. Rutgers.

**1993:** William Ferrell, 7-yd. blocked punt return vs. Rutgers; DeWayne Knight (olb), 23-yd. fumble return vs. Syracuse; Jeff Holland (dt), 8-yd. fumble return vs. Virginia; Lawrence Lewis (de), 20-yd. fumble return vs. Indiana; Antonio Banks, 80-yd. blocked field goal return vs. Indiana.

**1994:** Torrian Gray (rov), 66-yd. interception return vs. Boston College; Stacy Henley, 25-yd. blocked punt return vs. Temple; Lawrence Lewis (de), 60-yd. fumble return vs. East Carolina; Antonio Freeman, 80-yd. punt return vs. Pittsburgh.

**1995:** Jermaine Holmes, recovered blocked punt in end zone vs. Akron; Hank Coleman (de), 51-yd. fumble return vs. Rutgers; Myron Newsome (ilb), 71-yd. interception return vs. Rutgers; Larry Green (cb), 37-yd. interception return vs. West Virginia; Jim Baron (dt), 46-yd. fumble return vs. Temple; J.C. Price (dt), 19-yd. interception return vs. Temple; Antonio Banks (cb), 65-yd. interception return vs. Virginia; Bryan Still, 60-yd. punt return vs. Texas; Jim Baron (dt), 20-yd. fumble return vs. Texas.

**1996:** Cornelius White, 60-yd. blocked punt return vs. Syracuse; Keion Carpenter (fs), 100-yd. interception return vs. Miami.

**1997:** Carl Bradley (dt), recovered fumble in end zone vs. Rutgers; Pierson Prioleau (rov), 43-yd. fumble return vs. Rutgers; Lorenzo Ferguson (fs), 84-yd. interception return vs. Arkansas St.; Anthony Midget (cb), 22-yd. fumble return vs. Pittsburgh.

**1998:** Keion Carpenter (fs), 16-yd. interception return vs. Pittsburgh; Pierson Prioleau (rov), 85-yd. interception return vs. Boston College; Marcus Gildersleeve, recovered blocked punt in end zone vs. UAB; Ricky Hall, 17-yd. blocked punt return vs. West Virginia; Ricky Hall, recovered blocked punt in end zone vs. Syracuse; Loren Johnson (cb), 78-yd. fumble return vs. Syracuse; Ike Charlton (cb), 26-yd. interception return vs. Rutgers; Jamel Smith (lb), 98-yd. interception return vs. Rutgers; Anthony Midget (cb), 27-yd. interception return vs. Alabama.

**1999:** Ike Charlton (cb), 34-yd. interception return vs. Clemson; Corey Moore (de), 32-yard fumble return vs. Clemson; Cory Bird (rov), 26-yd. fumble return vs. Syracuse; Phillip Summers (rov), 43-yd. interception return vs. Syracuse; Tee Butler, recovered fumble by punter in end zone vs. Syracuse; Ricky Hall, 64-yd. punt return vs. Miami; Ike Charlton (cb), 51-yd. fumble return vs. Miami; Larry Austin (cb), 31-yd. interception return vs. Temple.

**2000:** Willie Pile (fs), 11-yd. interception return vs. Akron; Cory Bird, 9-yd. blocked punt return vs. East Carolina; André Davis, 87-yd. punt return vs. East Carolina; André Davis, 71-yd. punt return vs. Boston College; André Davis, 76-yd. punt return vs. WVU; Nathaniel Adibi (de), 36-yd. fumble return vs. UCF.

**2001:** Channing Reed (dt), 8-yd. fumble return vs. Rutgers; Kevin McCadam (rov), 69-yd. interception return vs. UCF; André Davis, 55-yd. punt return vs. UCF; Jim Davis (de), 27 yd. interception return vs. West Virginia; Kevin McCadam (rov), 9-yd. fumble return vs. Boston College; Ronyell Whitaker, 71-yd. blocked field goal return vs. Pittsburgh; Brandon Manning, 22-yd. blocked punt return vs. Miami.

**2002:** DeAngelo Hall, 69-yd. punt return vs. Arkansas State; DeAngelo Hall (cb), 49-yd. interception return vs. Arkansas State; Jason Lallis (dt), 59-yd. fumble return vs. Arkansas State; Alex Markogiannakis (ilb), 25-yd. fumble return vs. Western Michigan; DeAngelo Hall, 51-yd. punt return vs. Rutgers; Darryl Tapp, 11-yd. blocked punt return vs. Virginia; Willie Pile (fs), 96-yd. interception return vs. Miami.

**2003:** Jason Lallis (dt), 45-yd. interception return vs. UCF; Eric Green (cb), 84-yd. interception return vs. UConn; Mike Imoh, 91-yd. kickoff return vs. UConn; Chris Clifton, 16-yd. blocked punt return vs. UConn; Jimmy Williams (fs), 55-yd. interception return vs. Rutgers; DeAngelo Hall, 58-yd. punt return vs. Syracuse; DeAngelo Hall, 60-yd. punt return vs. Syracuse; Vincent Fuller (cb), 50-yd. fumble return vs. WVU; DeAngelo Hall (cb), 28-yd. fumble return vs. Miami; Eric Green (cb), 51-yd. interception return vs. Miami; DeAngelo Hall, 52-yd. punt return vs. Cal.

**2004:** Jason Lallis (de), 28-yd. fumble return vs. Western Michigan; Brandon Flowers (cb), 38-yd. interception return vs. Western Michigan; Vincent Fuller, 74-yd. blocked field goal return vs. West Virginia; Bl. Warren (ilb), 46-yd. interception return vs. Florida A&M; Roland Minor (cb),

64-yd. interception return vs. Georgia Tech; Jimmy Williams (cb), 34-yd. interception return vs. Maryland.

**2005:** Roland Minor (cb), 23-yd. interception return vs. Duke; D.J. Parker, 78-yd. blocked field goal return vs. Georgia Tech; Xavier Adibi (ilb) 25-yd. interception return vs. Georgia Tech; Chris Ellis (de), 29-yd. interception return vs. Georgia Tech; Vince Hall (ilb) 15-yd. fumble return vs. Marshall; Vince Hall (ilb) 13-yd. interception return vs. Boston College; James Anderson (olb) 39-yd. interception return vs. Louisville.

**2006:** Brenden Hill (olb), 69-yd. fumble return vs. North Carolina; Eddie Royal, 58-yd. punt return vs. Duke; Victor "Macho" Harris (cb), 72-yd. interception return vs. Cincinnati; Noland Burchette (de), 15-yd. fumble return vs. Kent State; Xavier Adibi (ilb), 35-yd. fumble return vs. Wake Forest.

**2007:** Victor "Macho" Harris (cb), 17-yd. interception return vs. East Carolina; Brandon Flowers (cb), 49-yd. interception return vs. William & Mary; Eddie Royal, 60-yd. punt return vs. William & Mary; D.J. Parker (fs), 32-yd. interception return vs. Clemson; Eddie Royal, 82-yd. punt return vs. Clemson; Victor "Macho" Harris, 100-yd. kickoff return vs. Clemson; Chris Ellis (de), 5-yd. interception return vs. Florida State; Xavier Adibi (lb), 40-yd. interception return vs. Boston College; Justin Harper, 84-punt return vs. Kansas.

**2008:** Stephan Virgil (cb), 30-yd. fumble return vs. East Carolina; Brett Warren (ilb), 36-yd. interception return vs. Boston College; Victor "Macho" Harris (cb), 55-yd. interception return vs. Boston College; Victor "Macho" Harris (cb), 23-yd. interception return vs. Duke; Orion Martin (de), 17-yd. fumble return vs. Boston College.

**2009:** Dyrell Roberts, 98-yd. kickoff return vs. Alabama; Jayron Hosley, 64-yd. punt return vs. Marshall; Matt Reidy, 1-yd. blocked punt return vs. Miami; Rashad Carmichael (cb) 22-yd. interception return vs. Boston College.

**2010:** Rashad Carmichael (cb), 68-yd. interception return vs. East Carolina; David Wilson, 92-yd. kickoff return vs. NC State; Jayron Hosley, 80-yd. punt return vs. Central Michigan; David Wilson, 90-yd. kickoff return vs. Georgia Tech; Jeron Gouveia-Winslow (olb), 24-yd. interception return vs. Florida State.

**2011:** Kyle Fuller, recovered blocked punt in end zone vs. Appalachian State.

**2012:** Kyshoen Jarrett, 94-yd. punt return vs. Pittsburgh; Demetri Knowles, 93-yd. kickoff return vs. North Carolina.

**2013:** Detrick Bonner (fs), 37-yd. interception return vs. Western Carolina; Derek Di Nardo 11-yd. blocked punt return vs. Marshall.

**2014:** Donovan Riley (cb), 63-yd. interception return vs. Ohio State; Andrew Motuapuaka 11-yd. fumble return on kickoff vs. Western Michigan; Kendall Fuller (cb), 47-yd. interception return vs. North Carolina; Bucky Hodges recovered blocked punt in end zone vs. Virginia; Greg Stroman (cb), 12-yd. fumble return vs. Cincinnati.

**2015:** Andrew Motuapuaka (ilb) 18-yd. interception return vs. Furman; Chuck Clark (fs) 20-yd. fumble return vs. Purdue; Anthony Shegog 15-yd blocked punt return vs. Purdue.

### The Tally Sheet

**TOTAL: 142**

**Defense: 88 TDs**

Type	Total	Last
Pass Interceptions	58	<b>Andrew Motuapuaka (18 yds), 2015 vs. Furman</b>
Fumble Returns	28	<b>Chuck Clark (20 yds), 2015 at Purdue</b>
Fumble Recoveries	2	Carl Bradley (end zone), 1997 vs. Rutgers

### Special Teams: 54 TDs

Type	Total	Last
Punt Returns	19	Kyshoen Jarrett (94 yds), 2012 vs. Pittsburgh
Blocked Punts	20	<b>Anthony Shegog (15 yds), 2015 at Purdue</b>
Kickoff Returns	9	Demetri Knowles (93 yds), 2012 vs. North Carolina
Blocked Field Goals	4	D.J. Parker (78 yds), 2005 vs. Georgia Tech
Fumble Recovery	1	Tee Butler (end zone by punter), 1999 vs. Syracuse
Fumble Returns	1	Andrew Motuapuaka (kickoff), 2014 vs. Western Mich.

# VIRGINIA TECH'S BLOCKED KICKS UNDER FRANK BEAMER

*Totals: 136 in 356 games (67 punts, 41 FGs, 28 PATs)*

## 1987 (1 punt, 1 PAT, 1 FG)

Syracuse – punt\* (Jimmy Whitten) hL  
East Carolina – PAT (na) hL  
Cincinnati – FG (Roger Brown) hW

## 1988 (4 punts, 3 FGs)

Clemson – punt (Jock Jones) aL  
Southern Miss – punt\* (Archie Hopkins) aL  
West Virginia – punt\* (Archie Hopkins) hL  
Cincinnati – punt+ (Jock Jones) aW  
Louisville – FG (Jimmy Whitten) aL  
Florida State – FG (Roger Brown);  
FG+ (Roger Brown) aL

## 1989 (1 punt, 1 FG)

Tulane – punt+ (Archie Hopkins) hW  
NC State – FG (Jock Jones) aW

## 1990 (2 punts, 4 PATs, 1 FG)

East Carolina – PAT (John Rivers) aW  
South Carolina – PAT (John Rivers) hL  
Florida State – punt+ (Scott Jones) aL  
West Virginia – FG+ (Bernard Basham) hW  
Temple – punt (Archie Hopkins) aL  
NC State – PAT (Bernard Basham) hW  
Virginia – PAT (Bernard Basham) hW

## 1991 (3 punts, 3 FGs)

James Madison – FG (Bernard Basham) hW  
Oklahoma – FG (Bernard Basham) aL  
Cincinnati – punt+ (P.J. Preston);  
punt\* (Kirk Alexander) hW  
Louisville – FG (John Rivers) hW  
East Carolina – punt (Marcus McClung) hL

## 1992 (5 PATs, 1 FG)

James Madison – PAT (John Rivers);  
FG+ (Kirk Alexander) hW  
East Carolina – PAT (Bernard Basham) aL  
West Virginia – PAT (David Wimmer) hL  
Miami – PAT (Bernard Basham) hL  
Virginia – PAT (David Wimmer) hL

## 1993 (4 punts, 2 FGs)

Miami – punt@ (Willie Wilkins) aL  
Maryland – FG (George DelRico) hW  
Rutgers – punt\* (Marcus McClung) hW  
Syracuse – punt+ (William Ferrell) hW  
Virginia – punt# (Brandon Semones) aW  
Indiana – FG\* (Jeff Holland) nW

## 1994 (2 punts, 2 FGs)

Arkansas St. – FG (Cornell Brown) hW  
Temple – punt\* (William Ferrell) hW  
Miami – punt# (Michael Williams) aL  
Rutgers – FG (Michael Williams) hW

## 1995 (4 punts, 3 PATs, 1 FG)

BC – PAT (Waverly Jackson) hL  
Cincinnati – FG (Jim Baron);  
PAT (Lawrence Lewis) hL  
Miami – punt# (Angelo Harrison) hW  
Pittsburgh – punt+ (Angelo Harrison);  
punt# (Angelo Harrison) aW  
Akron – punt\* (Okesa Smith);  
PAT (Lawrence Lewis) hW

## 1996 (5 punts, 1 PAT)

Akron – PAT (John Engelberger) aW  
BC – punt+ (Keion Carpenter) aW  
Syracuse – punt\* (Cornelius White) aL  
Temple – punt (Keion Carpenter) hW  
SW Louisiana – punt (Michael Stuewe);  
punt+ (Keion Carpenter) hW

## 1997 (2 punts, 3 PATs, 2 FGs)

Arkansas St. – FG+ (Carl Bradley) hW  
WVU – punt# (Phillip Summers) aL  
Miami – PAT (Carl Bradley) hW  
Pittsburgh – PAT (Corey Moore);  
PAT (John Engelberger) aL  
Virginia – punt (Keion Carpenter);  
FG (John Engelberger) aL

## 1998 (8 punts, 2 PATs, 2 FGs)

East Carolina – FG+ (Corey Moore) hW  
Miami – PAT (John Engelberger) aW  
Pittsburgh – FG (Corey Moore);  
punt# (Larry Austin) hW  
Boston College – punt (Keion Carpenter);  
punt+ (André Davis) aW  
UAB – punt\* (Larry Austin) aW  
WVU – punt\* (Marcus Gildersleeve);  
PAT (John Engelberger) hW  
Syracuse – punt\* (Anthony Midget) aL  
Alabama – punt (Keion Carpenter);  
punt+ (Corey Moore) nW

## 1999 (1 punt, 1 PAT)

Rutgers – PAT^ (Carl Bradley) aW  
Pittsburgh – punt+ (André Davis) aW

## 2000 (4 punts, 2 FGs, 2 PATs)

Akron – FG+ (Cory Bird) hW  
East Carolina – punt\* (Wayne Ward);  
FG (Larry Austin) aW  
Rutgers – punt+ (Eric Green) hW  
Temple – punt+ (Wayne Ward) hW  
West Virginia – punt (Lee Suggs)  
PAT (Lamar Cobb) hW  
Pittsburgh – PAT (David Pugh) hW

## 2001 (5 punts, 2 FGs)

W. Michigan – punt+ (Wayne Ward) hW  
Rutgers – punt@ (Eric Green) aW  
UCF – punt@ (Brandon Manning) hW  
Pittsburgh – FG\* (Lamar Cobb) aL  
Virginia – punt (Wayne Ward) aW  
Miami – FG# (David Pugh);  
punt\* (Eric Green) hL

## 2002 (5 punts, 2 FGs)

LSU – punt+ (Justin Hamilton);  
punt@ (Jason Lallis) hW  
Marshall – FG+ (Team) hW  
Western Michigan – FG (Jeff King) aW  
Pittsburgh – punt+ (Nathaniel Adibi) hL  
West Virginia – punt# (Ernest Wilford) hL  
Virginia – punt\* (Justin Hamilton) hW

## 2003 (1 punt, 3 FGs)

UConn – punt\* (Nathaniel Adibi) hW  
Rutgers – FG (Jeff King) aW  
Syracuse – FG (Vincent Fuller) hW  
Miami – FG (Eric Green) hW

## 2004 (1 punt, 3 FGs)

W. Michigan – FG+ (Jim Davis);  
punt+ (Darryl Tapp) hW  
West Virginia – FG\* (Jim Davis) hW  
Virginia – FG (Jim Davis) hW

## 2005 (2 FGs, 1 punt)

Georgia Tech – FG\* (Jeff King) hW  
North Carolina – FG+ (Darryl Tapp);  
punt+ (Macho Harris) hW

## 2006 (3 punts, 2 FGs)

Northeastern – punt+ (Cary Wade);  
FG (Kory Robertson) hW  
North Carolina – punt+ (Josh Morgan) aW  
Cincinnati – punt@ (Josh Morgan) hW  
Miami – FG (Duane Brown) aW

## 2007 (2 punts, 1 FG, 1 PAT)

Duke – punt+ (Stephan Virgil) aW  
Virginia – punt# (Davon Morgan) aW  
Boston College (ACC) – FG (Duane Brown)  
PAT ^ (Duane Brown) nW

## 2008 (2 PAT, 2 FGs, 1 punt)

East Carolina – PAT^ (John Graves) nL  
Furman – FG (John Graves) hW  
Georgia Tech – PAT (John Graves) hW  
Nebraska – punt@ (Stephan Virgil) aW  
BC – FG# (Jason Worilds) aL

## 2009 (1 punt)

Miami – punt\* (Jacob Sykes) hW

## 2010 (2 PAT, 1 punt)

Boise State – punt (Davon Morgan)  
PAT (Andre Smith) nL  
Stanford – PAT (Andre Smith) nL

## 2011 (1 punt)

Appalachian State – punt\* (Tony Gregory) hW

## 2012 (1 punt)

Austin Peay – punt+ (Tony Gregory) hW

## 2013 (1 punt, 1 FG)

Marshall – punt+ (Kyle Fuller)  
FG (Derrick Hopkins) hW

## 2014 (1 FG, 1 PAT, 1 punt)

Pitt – FG+ (Dadi Nicolas) aL  
Miami – PAT (Dadi Nicolas) hL  
Virginia – punt \* (C.J. Reavis) hW

## 2015 (1 FG, 1 punt)

Purdue – punt \* (Terrell Edmunds) aW  
Pitt – FG (Vinnie Mihota) hL

\* - recovered or returned for TD;  
+ - led to TD;  
@ - led to safety;  
# - led to field goal;  
^ - led to a two-point defensive extra point

## HOKIES IN THE NFL

Below is a list of 28 former Virginia Tech players who are on NFL rosters (either active, practice or injured-reserved) or coaching staffs this season. 2015 numbers are for games played and starts entering Week 6.

<u>Current Player</u>	<u>Team</u>	<u>status</u>
Nick Becton	Chicago	active
Duane Brown	Houston	active
Kam Chancellor	Seattle	active
Antone Exum, Jr.	Minnesota	active
Brandon Flowers	San Diego	active
Corey Fuller	Detroit	active
Kyle Fuller	Chicago	active
James Gayle	Washington	IR
Laurence Gibson	Kansas City	practice
DeAngelo Hall	Washington	active
Jayron Hosley	N.Y. Giants	active
Kyshoen Jarrett	Washington	active
Will Montgomery	Chicago	IR
Vinston Painter	Miami	practice
Eddie Royal	Chicago	active
Darryl Tapp	Detroit	active
Tyrod Taylor	Buffalo	active
Logan Thomas	Miami	practice
Michael Vick	Pittsburgh	active

<u>Current Coach/Staff</u>	<u>Position</u>
Bruce Arians	Arizona Head Coach
Malcolm Blacken	Washington Dir. of Player Develop.
Eugene Chung	KC Asst. Off. Line
Keith Gray	Phi. Asst. S&C Coach
Anthony Midget	Hou. Asst. Secondary
Chris Peduzzi	Phi. Head Athletic Trainer
Nick Rapone	Arizona Defensive Backs
Nick Sorensen	Sea Special Teams
Todd Washington	Balt. Assistant Off. Line

## TECH PLAYERS WITH NFL FATHER CONNECTIONS

### Current Players

Kyle Chung (Eugene Chung)  
 Calvin Cline (Mike Cline)  
 Trey, Terrell and Tremaine Edmunds (Ferrell Edmunds)  
 Alston Smith (Bruce Smith)

### Former Players

Ken, Jr. and Jason Barefoot (Ken Barefoot, Sr.)  
 Chad Beasley (Tom Beasley)  
 Chad and Cody Grimm (Russ Grimm)  
 Billy Hardee, III (Billy Hardee, Jr.)  
 Kenny Lewis, Jr. (Kenny Lewis, Sr.)  
 Jake Patten (Joel Patten)  
 Jim Pyne (George Pyne)  
 Josh Trimble (the late Steve Trimble)  
 Beau, Blake and Brett Warren (Don Warren)  
 Chase Williams (Gregg Williams)  
 Tyrel Wilson (James Wilson)  
 Jeron Gouveia-Winslow (Kurt Gouveia)

## A FAMILY AFFAIR

The Virginia Tech football program prides itself on the family atmosphere it instills and that has not gone unnoticed as many sets of brothers and sons of former players have followed in those footsteps and decided to play for head coach Frank Beamer and his staff. Below is a list of current players who have followed their relatives to Blacksburg.

In all 25 sets of brothers have been coached by Beamer.

### Woody Baron (junior)

Uncle: Jim Baron (lettered 1994-95)

### Connor Kish (freshman)

Brother: Kevin Kish (freshman)

### Kyle Chung (redshirt sophomore)

Father: Eugene Chung (lettered 1988-91)

### Tremaine Edmunds (freshman)

Brothers: Terrell Edmunds (redshirt freshman)  
 Trey Edmunds (redshirt junior)

### Coleman Fox (freshman)

Father: Rich Fox (lettered 1986-89)

### Kendall Fuller (junior)

Brothers: Corey Fuller (lettered 2012)  
 Kyle Fuller (lettered 2010-13)  
 Vincent Fuller (lettered 2001-04)

### Brenden Motley (redshirt junior)

Uncles: Sidney Snell (lettered 1977-80)  
 Donald Wayne Snell (lettered 1984-86)  
 Cousin: Zach Snell (played 2012-14)

### Deon Newsome (redshirt sophomore)

Father: Myron Newsome (lettered 1995-96)

### Alston Smith (redshirt junior)

Father: Bruce Smith (lettered 1981-84)

### Ronny Vandyke (redshirt senior)

Brother: Devin Vandyke (played 2012-14)

### Trent Young (redshirt freshman)

Father: Cam Young (lettered 1988-89)

## CURRENT TECH PLAYERS WITH NFL CONNECTIONS

**Woody Baron** - uncle, **James Baron**, played at Tech before playing in the NFL with Detroit and Chicago.

**Kyle Chung** - father, **Eugene Chung**, played at Tech before playing in the NFL with New England, Jacksonville and Indianapolis. He is currently the offensive line assistant of the Kansas City Chiefs.

**Calvin Cline** - father, **Mike Cline**, was drafted by the Green Bay Packers.

**Trey, Terrell and Tremaine Edmunds** - father, **Ferrell Edmunds**, played seven seasons in the NFL as a tight end, earning two Pro Bowl nods.

**Kendall Fuller** - brother, **Vincent Fuller**, played six seasons as a defensive back for the Tennessee Titans - brother, **Corey**, is currently playing in the NFL and is a wide receiver with the Detroit Lions; - brother, **Kyle**, is currently playing in the NFL and is a defensive back with the Chicago Bears.

**Alston Smith** - father, **Bruce Smith**, was a standout player for the Hokies before going on to star in the NFL. The all-time sacks leader was inducted into the NFL Hall of Fame in 2010.

## MORE ON THE FULLERS

The Fullers became the first family at Tech to send four brothers to the school. More impressively is that, despite three of them playing on the defensive side of the ball, all four of them have scored at least one touchdown in their Tech careers.

### VINCENT FULLER - CB

**At VT:** 142 tackles, 19 PBU, 8 INTs, 3 FR  
 Two TDs: 50-yd fumble return; 74-yd blocked FG return  
 Fourth-round pick of Tennessee; 8 years in the NFL

### COREY FULLER - WR

**At VT (2 seasons):** 45 rec., 815 yds, 6 TDs  
 Final TD was only touchdown in 13-10 win over Rutgers in Russell Athletic Bowl  
 Sixth-round pick of Detroit; in third year in the NFL

### KYLE FULLER - CB

**At VT:** 173 tackles, 23.5 TFL, 28 PBU, 6 INTs, 4 FF  
 Second-team All-American  
 One TD: recovered blocked punt in end zone  
 First-round pick of Chicago; in second year in the NFL

### KENDALL FULLER - CB

**At VT:** 112 tackles, 26 PBU, 8 INTs, 2 FR, 1 FF  
 2014 Second-Team All-American; First-team All-ACC  
 One TD: 47-yd INT for a touchdown at UNC  
**OF NOTE:** If Kendall gets drafted and plays in the NFL, the four Fullers will become just the second group of four brothers to play in the NFL and the first group of four brothers to be drafted to the NFL out of the same college. Jim (Notre Dame), Joey (USC), Keith (USC) and Ross (Notre Dame) Browner are four brothers who played in the NFL in the late 1970s and 1980s, but went to different schools.

## MORE ON THE EDMUNDS

Not to be outdone, the three Edmunds - Trey, Terrell and Tremaine - have become the first trio of brothers to play for head coach Frank Beamer all at the same time and are the fourth family to have at least three sons play at Tech.

The Fullers, again, are the only set of four brothers to play in Blacksburg, while the Houserights had four family members play for the Hokies.

**Father:** Bill Houseright (lettered 1973-77)

**Sons:** Bill Houseright, Jr. (lettered 1995)  
 Jake Houseright (lettered 1998-01)  
 Jonas Houseright (lettered 2006-08)

The only other trio of brothers to play for Tech were the Warrens.

**Brothers:** Blake Warren (lettered 2002-05)  
 Brett Warren (lettered 2004-05, 2007-08)  
 Beau Warren (lettered 2007-10)



## LANE STADIUM - HOME OF THE HOKIES

Rising high into the mountainous sky of the New River Valley, Virginia Tech's Lane Stadium enters its 51st year of football competition in 2015. The Tech football team has enjoyed over two decades of success, going to 22 straight bowl games and winning 10 or more games eight straight seasons from 2004-11. A big part of that success is the home-field advantage the Hokies enjoy at Lane Stadium/Worsham Field.

Billed as the toughest place in college football for opponents to play by Rivals.com in 2005 and one of the scariest places to play by ESPN.com in 2007, the Hokies play not only on one of the best playing surfaces in the nation, but with the south end zone and west side additions, the Hokies compete in one of the best stadiums in the nation.

Sitting at roughly 2,057 feet above sea level, the stadium is the second-highest among all FBS schools in the eastern United States, trailing only Appalachian State (3,300). Completed in 1965, Lane Stadium/Worsham Field has gone through numerous changes, renovations and additions. But through it all, it has always been regarded as one of the finest places to watch – and toughest places for opponents to play – a college football game.

### A WINNING TRADITION

On Sept. 22, 1994, Tech won its 100th game in Lane Stadium in memorable fashion before a national television audience on ESPN with a 34-6 win over rival West Virginia. On Nov. 1, 2003, Tech upset No. 2 Miami 31-7 to pick up its 150th all-time win at Lane Stadium, marking the highest-ranked opponent the Hokies have ever defeated - home or on the road.

Tech's overall record entering the 2015 season at Lane Stadium was 208 wins, 77 losses and six ties in 50 years of play. The Hokies entered the year 134-40-1 at home during Coach Frank Beamer's tenure at Virginia Tech and more impressively, were 116-26 in Blacksburg during the previous 22 seasons (during its current bowl run).

In terms of conference success, Tech entered the season 32-12 in ACC home games and was 32-9 as a member of the BIG EAST.

A large part of that impressive record is the home-field environment created by the fans, as Lane Stadium was sold out for 94 consecutive games, starting with the final game of the 1998 season against Virginia and running through the 2012 season.

### THE HOKIE STONE

Before each home football game, Virginia Tech football players and coaching staff enter Lane Stadium through a tunnel. On the stadium-side entrance to Worsham Field, they pass beneath a Hokie Stone, which they touch for good luck and is flanked by these words: "For those who have passed. For those to come ... Reach for Excellence."

### ENTER SANDMAN

The history behind Virginia Tech's use of Metallica's "Enter Sandman" started during the 2000 season. That summer Tech added a new scoreboard to Lane Stadium and the athletics marketing team decided to use the scoreboard for an entrance video. The group considered "Welcome to the Jungle" by Guns N' Roses and "Sirius" by the Alan Parsons Project before settling on "Enter Sandman." It has been the entrance song for the Hokies ever since.

## FOOTBALL HISTORY

### All-Time Tech Record (1892-present; 121 seasons)

<b>Overall</b>	<b>714-456-46</b>
<b>Conference</b>	<b>230-164-21</b>

<b>In Blacksburg</b>	<b>370-110-13</b>
Behind Lane Hall (1892)	1-0-0
Sheib Field (1894-1901)	13-1-0
Gibboney Field (1902-08)	19-2-0
Miles Field (1909-25)	60-3-3
Miles Stadium (1926-64)	67-25-4
Lane Stadium (1965-present; 51st season)	210-79-6
Under Beamer (1987-present)	136-42-1

<b>On the road</b>	<b>194-216-14</b>
<b>Neutral sites</b>	<b>150-130-19</b>
<b>Televised games</b>	<b>195-97</b>
<b>Overtime games</b>	<b>6-5</b>
<b>When ranked</b>	<b>153-52-1</b>
<b>Opponent ranked</b>	<b>51-85-1</b>
<b>Both teams ranked</b>	<b>33-25</b>
<b>VT ranked higher</b>	<b>131-41-1</b>
<b>Opponent ranked higher</b>	<b>40-71-1</b>

	<b>Tech</b>	<b>Opponent</b>
Total points scored	24,787	17,292
Average	20	14
Most Points Scored	99 (1919)	77 (1973)
Fewest Points Scored	0 (1995)	0 (2012)
Shutouts By	246 (2012)	144 (1995)
Largest Margin of Victory	99 (1919)	71 (1973)
Smallest Margin of Victory	1 (2014)	1 (2004)

## LANE STADIUM HISTORIC MILESTONES

	<b>Date</b>	<b>Opponent</b>	<b>Result</b>	<b>Score</b>
First Win at Lane Stadium	Oct. 2, 1965	William & Mary	W	9-7
First Televised Game	Oct. 29, 1966	Florida State	W	23-21
First Night Game	Nov. 25, 1982	Virginia	W	21-14
First Game Under Coach Beamer	Sept. 12, 1987	Clemson	L	10-22
First ESPN Game	Nov. 24, 1990	Virginia	W	38-13
First ESPN GameDay Appearance	Oct. 16, 1999	Syracuse	W	62-0
Frank Beamer's 100th Win at Tech	Sept. 1, 2001	Connecticut	W	52-10
Tech's 600th win	Sept. 6, 2003	James Madison	W	43-0
150th win at Lane Stadium	Nov. 1, 2003	Miami	W	31-7
First ACC Game and Win	Sept. 18, 2004	Duke	W	41-17
250th game at Lane Stadium	Nov. 6, 2008	Maryland	W	23-13
200th win at Lane Stadium	Oct. 13, 2012	Duke	W	41-20

### 2015 HOME OPPONENTS and SERIES RECORDS AT LANE STADIUM

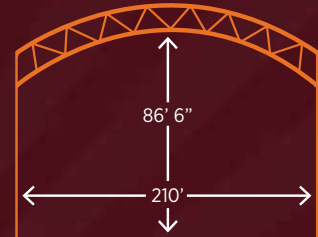
	<b>W</b>	<b>L</b>	<b>T</b>
Duke	7	2	0
Furman	2	0	0
North Carolina	4	1	0
NC State	3	1	1
Ohio State	0	1	0
Pittsburgh	5	2	0

# VIRGINIA TECH'S INDOOR PRACTICE FACILITY



## 86' 6"

Over 86 feet from the field to the bottom of the truss – a must for the kicking game!



## 1,200

Tons of specially engineered steel were utilized

## 2

737 jets can fit inside the building (nose to tail)



## 60,000

Square feet of precast concrete panels with the majority of weighing over

## 18 TONS

## 26,500

Square feet of glass and translucent panels, which is just over half an acre

## 11,213

Square feet of Hokie Stone on facade

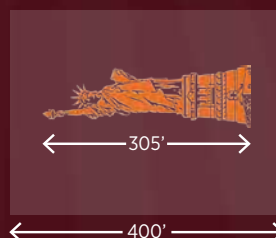


## 8

Porticoes feature the same values as the eight pylons of Virginia Tech's War Memorial: Brotherhood, Honor, Leadership, Sacrifice, Service, Loyalty, Duty and Ut Prosim



The Statue of Liberty could easily fit inside the facility



## 7,905,108

Cubic feet of space, enough room to fill

## 89 OLYMPIC POOLS



**160,000**

Capacity of Bristol Motor Speedway

**115,109**

Current college football single-game record set in 2013 – Notre Dame at Michigan

**107,517**

Attendance for Tech's 2014 win at Ohio State

**236 MILES**

Distance between Blacksburg &amp; Knoxville

**1937**

Last time the Hokies and the Volunteers met in the regular season

**37-14**

Result of last meeting between two schools, a Virginia Tech win in the 2009 Chick-fil-A Bowl

**8,500 TONS**

Amount of rock needed to form base of field

## THE BATTLE AT BRISTOL

### VIRGINIA TECH vs. TENNESSEE - SEPT. 10, 2016

On Oct. 14, 2013, Virginia Tech and Tennessee announced plans to play a non-conference football game at the Bristol Motor Speedway in 2016 at a joint news conference held at the speedway – a game that was dubbed as the “Battle at Bristol.”

The Bristol Motor Speedway will become a football venue next year when the Hokies take on neighboring Tennessee – the two schools are just 236 miles apart – in a non-conference tilt. Track officials anticipate the Sept. 10, 2016 game will break college football's all-time single-game attendance mark. The current record occurred in 2013 when Michigan and Notre Dame played in front of 115,109 fans at Michigan Stadium. The Bristol Motor Speedway is close to a 160,000-seat venue.

The marketing campaign for the game took another step when track general manager Jerry Caldwell, NASCAR Xfinity Series driver Ty Dillon and Derek Vaughan, an engineer with Richard Childress Racing – and a Virginia Tech graduate (mechanical engineering, class of 1998) – along with other BMS officials came to Blacksburg on Aug. 11 of this year to promote the game. The group toured Tech's facilities, met with athletics department personnel, including AD Whit Babcock and head football coach Frank Beamer, and answered questions from the media. Dillon and Vaughan also caught passes and ran drills with assistant head coach Shane Beamer and some of Tech's players.

## VIRGINIA TECH FOOTBALL CONFERENCE AFFILIATIONS

- 1892-97: Independent
- 1898: Southern Intercollegiate Athletic Assoc.
- 1899-1906: Independent
- 1907-21: South Atlantic Intercollegiate Ath. Assoc.      1909, 1916, 1918 champions
- 1922-64: Southern Conference      1963 champions
- 1965-90: Independent
- 1991-2003: Big East      1995 champions, 1996 co-champions, 1999 champions
- 2004-present: ACC      2004 champions, 2007 champions  
2008 champions, 2010 champions

## JUST VIRGINIA TECH, PLEASE

While the full name of the school is Virginia Polytechnic Institute and State University, the school is commonly referred to as “Virginia Tech.”

Founded in 1872, as Virginia Agricultural and Mechanical College, the university changed its name to Virginia Polytechnic Institute in 1896.

Fans of the athletic department, as well as media covering the Hokies, shortened the name to VPI, but it eventually became Virginia Tech.

The “State University” was added in 1970 to bring the official title to what it is today.

Those covering Hokie athletics are asked to refer to the university as simply “Virginia Tech.”

**Virginia Tech University, VPI and SU, VPI&SU, VT or VA Tech are not recognized names and should not be used.**

## WHAT'S A HOKIE?

That's the most frequently asked question regarding Virginia Tech athletics. The answer leads back to 1896 when Virginia Agricultural and Mechanical College changed its name to Virginia Polytechnic Institute. With the change came the necessity for writing a new cheer and a contest for such a purpose was held by the student body. Senior O.M. Stull won first prize for his “Old Hokie” yell which still is used today.

Later, when asked if “Hokie” had any special meaning, Stull explained the words he used had no hidden or symbolic meaning, but had been thought up in an effort to get attention. Hokie soon became a nickname for all Tech teams and for those people loyal to Tech athletics. Following is the “Old Hokie” yell in its original form:

**Hoki, Hoki, Hoki Hy!  
Tech! Tech! V.P.I.!  
Sola-Rex Sola-Rah  
Polytech-Vir-gin-i-a!!  
Rae, Ri, V.P.I.**



# 2015 VIRGINIA TECH FOOTBALL ROSTERS

#	NAME	POS	#	NAME	VL	POS	HT	WT	YR	HOMETOWN	HIGH SCHOOL
36	Adonis Alexander	ROV	1	Isaiah Ford	1	WR	6'2"	188	So.	Jacksonville, Fla.	Trinity Christian
17	Jahque Alleyne	FS	2	Dwayne Lawson	-	QB	6'6"	230	Fr.	Tampa, Fla.	Hillsborough
81	Kevin Asante	WR	2	Donovan Riley	3	FS	5'11"	211	Sr.	Baltimore, Md.	Baltimore Poly
63	Daniel Bailey	OL	3	Greg Stroman	1	WR	6'1"	168	So.	Bristow, Va.	Stonewall Jackson
12	Erikk Banks	CB	4	J.C. Coleman	3	TB	5'6"	187	Sr.	Chesapeake, Va.	Oscar Smith
60	Woody Baron	DT	4	Ken Ekanem	2	DE	6'3"	248	r-Jr.	Centreville, Va.	Centreville
25	Elisha Boyd	CB	5	Cam Phillips	1	WR	6'1"	191	So.	Laurel, Md.	DeMatha
39	Jaylen Bradshaw	WR	6	Sean Daniel	-	WR	5'10"	175	Fr.	Chesapeake, Va.	Oscar Smith
21	Michael Brainard	WR	6	Mook Reynolds	-	CB	6'1"	181	Fr.	Greensboro, N.C.	Northern Guilford
12	Michael Brewer	QB	7	Bucky Hodges	1	TE	6'7"	241	r-So.	Virginia Beach, Va.	Salem
82	Xavier Burke	TE	8	Zack Treser	-	LB	6'4"	226	Fr.	Blacksburg, Va.	Blacksburg
45	Drew Burns	LB	9	Brenden Motley	1	QB	6'3"	221	r-Jr.	Christiansburg, Va.	Christiansburg
36	Wright Bynum	LS	11	Kendall Fuller	2	CB	6'0"	196	Jr.	Baltimore, Md.	Our Lady of Good Counsel
15	Joel Caleb	WR	12	Erikk Banks	-	CB	5'10"	177	r-So.	Coeburn, Va.	Eastside
21	Alden Carpenter	WR	12	Michael Brewer	1	QB	6'1"	195	r-Sr.	Lake Travis, Texas	Lake Travis
86	C.J. Carroll	WR	13	Chris Durkin	-	QB	6'4"	222	r-Fr.	Poland, Ohio	Ursuline
65	Matt Christ	OL	14	Trey Edmunds	2	TB	6'2"	223	r-Jr.	Danville, Va.	Dan River
61	Kyle Chung	OL	15	Joel Caleb	1	WR	6'2"	190	r-Jr.	Midlothian, Va.	Clover Hill
76	Austin Clark	OL	16	Jack Click	-	QB	6'3"	216	Fr.	Glen Allen, Va.	Deep Run
19	Chuck Clark	CB	16	Coleman Fox	-	TB	5'11"	192	Fr.	Salem, Va.	Salem
40	Deon Clarke	LB	17	Jahque Alleyne	-	FS	6'1"	180	Fr.	Virginia Beach, Va.	Ocean Lakes
16	Jack Click	QB	17	DuWayne Johnson	-	CB	6'2"	178	Fr.	Washington, D.C.	H.D. Woodson
89	Kalvin Cline	TE	18	Raymon Minor	-	LB	6'2"	221	r-Fr.	Ashland, Va.	Benedictine
4	J.C. Coleman	TB	18	Tyrone Thornton	-	DB	5'10"	190	Jr.	Boston, Mass.	Newton South
72	Augie Conte	OL	19	Chuck Clark	2	CB	6'1"	204	Jr.	Suffolk, Va.	King's Fork
85	Chris Cunningham	TE	20	Deon Newsome	1	WR	5'11"	187	r-So.	Hampton, Va.	Hampton
59	Eddie D'Antuono	LS	21	Michael Brainard	-	WR	6'0"	191	r-Sr.	Clifton, Va.	Paul VI
6	Sean Daniel	WR	21	Alden Carpenter	-	WR	6'1"	197	r-So.	Leesburg, Va.	Tuscarora
43	Seth Dooley	DE	22	Terrell Edmunds	-	ROV	6'1"	201	r-Fr.	Danville, Va.	Dan River
13	Chris Durkin	QB	22	Trey Skeens	-	FB	6'0"	210	Fr.	Wytheville, Va.	George Wythe
48	Josh Eberly	LB	23	Der'Woun Greene	2	FS	5'11"	186	r-Jr.	Portsmouth, Va.	Woodrow Wilson
22	Terrell Edmunds	ROV	24	Anthony Shegog	1	ROV	6'3"	212	r-So.	Stafford, Va.	North Stafford
49	Tremaine Edmunds	LB	25	Elisha Boyd	-	CB	6'0"	175	r-Fr.	Newport News, Va.	Heritage
14	Trey Edmunds	TB	25	Jerome Wright	1	FB	6'2"	224	Jr.	Richmond, Va.	Highland Springs
4	Ken Ekanem	DE	26	Desmond Frye	2	FS	6'2"	197	r-Jr.	Chester, Va.	Thomas Dale
31	Brandon Facyson	CB	27	A.J. Hughes	3	P	6'0"	198	Sr.	Terre Haute, Ind.	Terre Haute North Vigo
	Tyler Fitzgerald	WR	27	Curtis Williams	-	CB	5'9"	167	r-So.	Amelia, Va.	Amelia County
1	Isaiah Ford	WR	28	Shai McKenzie	1	TB	5'11"	229	So.	Washington, Pa.	Washington
16	Coleman Fox	TB	29	Greg Jones	1	FS	6'2"	205	r-Jr.	Lorton, Va.	Lake Braddock
26	Desmond Frye	FS	30	Johnathan Galante	-	OLB	5'9"	204	r-So.	Blacksburg, Va.	Christiansburg
11	Kendall Fuller	CB	30	Mitchell Ludwig	2	P	5'11"	199	Jr.	Abingdon, Va.	Abingdon
47	Darius Fullwood	DE	31	Brandon Facyson	1	CB	6'2"	196	r-So.	Newnan, Ga.	Northgate
41	Houshun Gaines	DE	32	Steven Peoples	-	FB	5'9"	218	Fr.	Galax, Va.	Galax
30	Johnathan Galante	OLB	33	Deshawn McCleese	-	TB	5'9"	177	Fr.	Chesapeake, Va.	Oscar Smith
64	Eric Gallo	OL	33	Quinton Taylor	-	OLB	6'1"	224	r-Jr.	Chester, Va.	Thomas Dale
89	Laird Gardner	DE	34	Travon McMillian	-	TB	6'0"	196	r-Fr.	Woodbridge, Va.	C.D. Hylton
23	Der'Woun Greene	FS	35	Michael Santamaria	-	PK	5'8"	166	r-Fr.	Athens, Ga.	Athens Academy
77	Wade Hansen	OL	36	Adonis Alexander	-	ROV	6'3"	197	Fr.	Charlotte, N.C.	Independence
86	Casey Harman	TE	36	Wright Bynum	-	LS	6'4"	236	Fr.	Columbia, S.C.	Ben Lippen
93	Jeremy Haynes	DE	37	Ronny Vandyke	2	OLB	6'5"	215	r-Sr.	Lorton, Va.	South County
94	Trevon Hill	DE	38	Joe Koshuta	-	LB	6'2"	240	Fr.	Vienna, Va.	Madison
7	Bucky Hodges	TE	39	Jaylen Bradshaw	-	WR	6'1"	190	r-Fr.	Chesapeake, Va.	Oscar Smith
56	Sean Huelskamp	LB	40	Deon Clarke	1	LB	6'1"	227	Sr.	Richmond, Va.	L.C. Bird
27	A.J. Hughes	P	41	Houshun Gaines	-	DE	6'4"	231	Fr.	Rocky Mount, N.C.	Nash Central
17	DuWayne Johnson	CB	41	Jack Willenbrock	1	OL	6'3"	247	r-Jr.	Glenmoore, Pa.	Downingtown East
29	Greg Jones	FS	42	Matt Reinhart	-	LB	6'2"	218	Fr.	Shoemakersville, Pa.	Berks Catholic
	Connor Kish	OL	42	Marshawn Williams	1	TB	5'11"	243	So.	Hampton, Va.	Phoebus
	Kevin Kish	OL	43	Seth Dooley	1	DE	6'6"	235	r-So.	Salem, Va.	Glenvar
80	Demitri Knowles	WR	44	Carson Lydon	-	LB	6'2"	233	Fr.	Tarpon Springs, Fla.	East Lake
38	Joe Koshuta	LB	45	Drew Burns	1	LB	6'3"	220	r-Jr.	Chesapeake, Va.	Grassfield
2	Dwayne Lawson	QB	45	Sam Rogers	2	FB	5'10"	223	Jr.	Mechanicsville, Va.	Hanover
51	Harry Lewis	DT	46	Joey Slye	1	PK	6'1"	214	So.	Stafford, Va.	North Stafford
30	Mitchell Ludwig	P	47	Darius Fullwood	-	DE	6'4"	251	Fr.	College Park, Md.	Our Lady of Good Counsel
44	Carson Lydon	LB	48	Josh Eberly	-	LB	5'7"	208	r-Jr.	Broadway, Va.	Broadway

92	Luther Maddy	DT	48	D.J. Reid	-	TB	6'1"	226	r-Fr.	Chester, Va.	Thomas Dale
88	Ryan Malleck	TE	49	Tremaine Edmunds	-	LB	6'5"	236	Fr.	Danville, Va.	Dan River
96	Corey Marshall	DT	50	Jamieon Moss	1	LB	6'2"	213	r-So.	Elizabeth City, N.C.	Northeastern
33	Deshawn McCleave	TB	51	Harry Lewis	-	DT	6'0"	260	Fr.	Hampton, Va.	Phoebeus
28	Shai McKenzie	TB	52	Darius Redman	1	OL	6'5"	287	r-Sr.	Washington, D.C.	H.D. Woodson
71	Jonathan McLaughlin	OL	53	Trent Young	-	LB	5'10"	212	r-Fr.	Richmond, Va.	Douglas Freeman
34	Travon McMillian	TB	54	Andrew Motuapuaka	1	LB	6'0"	238	r-So.	Virginia Beach, Va.	Salem
83	Charley Meyer	WR	56	Sean Huelskamp	1	LB	6'1"	207	r-So.	Centreville, Va.	Chantilly
99	Vinny Mihota	DT	57	Wyatt Teller	1	OL	6'5"	304	r-So.	Bealeton, Va.	Liberty
18	Raymon Minor	LB	58	Colt Pettit	-	OL	6'4"	287	r-Fr.	Deshler, Ohio	Patrick Henry
66	Billy Ray Mitchell	OL	59	Eddie D'Antuono	2	LS	6'7"	264	r-Jr.	Alexandria, Va.	Bishop Ireton
63	Andrew Moras	OL	60	Woody Baron	2	DT	6'1"	275	Jr.	Nashville, Tenn.	Brentwood Academy
50	Jamieon Moss	LB	61	Kyle Chung	-	OL	6'4"	283	r-So.	Ponte Vedra Beach, Fla.	Ponte Vedra
9	Brenden Motley	QB	62	D'Andre Plantin	-	OL	6'5"	297	Fr.	Norcross, Ga.	Norcross
54	Andrew Motuapuaka	LB	63	Daniel Bailey	-	OL	6'4"	285	Fr.	Abingdon, Va.	Abingdon
20	Deon Nwosome	WR	63	Andrew Moras	-	OL	6'0"	259	r-Fr.	Ridgewood, N.J.	Ridgewood
90	Dadi Lhomme Nicolas	DE	64	Eric Gallo	1	OL	6'2"	297	So.	Richboro, Pa.	Council Rock South
69	Yosuah Nijman	OL	65	Matt Christ	-	OL	6'4"	264	Fr.	Sterling, Va.	Dominion
67	Parker Osterloh	OL	66	Billy Ray Mitchell	-	OL	6'4"	278	r-Fr.	Westwood, N.J.	Paramus Catholic
	Ryan Palmer	WR	67	Parker Osterloh	-	OL	6'8"	323	r-So.	Williamsburg, Va.	Warhill
32	Steven Peoples	FB	69	Yosuah Nijman	-	OL	6'8"	280	Fr.	Maplewood, N.J.	Columbia
58	Colt Pettit	OL	71	Jonathan McLaughlin	2	OL	6'5"	302	Jr.	Mauldin, S.C.	Mauldin
74	Braxton Pfaff	OL	72	Augie Conte	2	OL	6'6"	295	r-Jr.	Richmond, Va.	Blessed Sacrament Huguenot
5	Cam Phillips	WR	74	Braxton Pfaff	-	OL	6'5"	295	r-Fr.	Lynchburg, Va.	Liberty Christian Academy
62	D'Andre Plantin	OL	75	Alston Smith	1	OL	6'2"	293	r-Jr.	Virginia Beach, Va.	Cox
52	Darius Redman	OL	76	Austin Clark	-	OL	6'6"	308	Fr.	Lexington, Va.	Rockbridge County
48	D.J. Reid	TB	77	Wade Hansen	1	OL	6'5"	295	r-Sr.	Troy, N.Y.	Tamarac
42	Matt Reinhart	LB	79	Tyrell Smith	-	OL	6'3"	282	Fr.	North Brunswick, N.J.	Don Bosco Prep
6	Mook Reynolds	CB	80	Demitri Knowles	3	WR	6'1"	180	r-Sr.	Freeport, Bahamas	Liberty Christian Academy
2	Donovan Riley	FS	81	Kevin Asante	1	WR	6'0"	187	r-Sr.	Charlotte, N.C.	Mallard Creek
89	Dalton Roe	DT	82	Xavier Burke	-	TE	6'2"	235	Fr.	Lawrenceville, Va.	Brunswick
45	Sam Rogers	FB	83	Charley Meyer	2	WR	6'0"	220	r-Jr.	Richmond, Va.	Benedictine
35	Michael Santamaria	PK	85	Chris Cunningham	-	TE	6'2"	237	Fr.	Jacksonville, Fla.	Atlantic Coast
97	Tim Settle	DT	86	C.J. Carroll	-	WR	5'7"	161	r-Fr.	Olney, Md.	Our Lady of Good Counsel
24	Anthony Shegog	ROV	86	Casey Harman	-	TE	6'4"	220	Fr.	Swords Creek, Va.	Honaker
22	Trey Skeens	FB	87	Colton Taylor	-	LS	6'1"	212	r-So.	Salem, Va.	Salem
46	Joey Slye	PK	88	Ryan Malleck	3	TE	6'5"	253	r-Sr.	Point Pleasant, N.J.	Point Pleasant Borough
75	Alston Smith	OL	89	Kalvin Cline	1	TE	6'4"	237	r-So.	Boca Raton, Fla.	Pine Crest
79	Tyrell Smith	OL	89	Laird Gardner	-	DE	6'1"	215	Sr.	Monroe Township, N.J.	Monroe Township
91	Steve Sobczak	DT	89	Dalton Roe	-	DT	6'1"	235	r-So.	Williamsburg, Va.	Jamestown
3	Greg Stroman	WR	90	Dadi Lhomme Nicolas	3	DE	6'3"	223	r-Sr.	Delray Beach, Fla.	Atlantic
87	Colton Taylor	LS	91	Steve Sobczak	-	DT	6'1"	309	r-Fr.	Milford, Va.	Massaponax
33	Quinton Taylor	OLB	92	Luther Maddy	3	DT	6'2"	283	r-Sr.	Delray Beach, Fla.	Atlantic
57	Wyatt Teller	OL	93	Jeremy Haynes	-	DE	6'3"	225	r-Jr.	Lorton, Va.	South County
18	Tyrone Thornton	DB	94	Trevon Hill	-	DE	6'5"	228	Fr.	Virginia Beach, Va.	Salem
8	Zack Treser	LB	95	Nigel Williams	2	DT	6'4"	299	r-Jr.	Richmond, Va.	Benedictine
37	Ronny Vandyke	OLB	96	Corey Marshall	3	DT	6'2"	266	r-Sr.	North Dinwiddie, Va.	Dinwiddie
99	Jackson VanSickle	PK	97	Tim Settle	-	DT	6'3"	359	Fr.	Manassas, Va.	Stonewall Jackson
98	Ricky Walker	DT	98	Ricky Walker	1	DT	6'2"	284	So.	Hampton, Va.	Bethel
41	Jack Willenbrock	OL	99	Vinny Mihota	-	DT	6'5"	270	r-Fr.	Fredericksburg, Va.	Massaponax
27	Curtis Williams	CB	99	Jackson VanSickle	-	PK	6'1"	200	Fr.	Charlotte, N.C.	Charlotte Christian
42	Marshawn Williams	TB		Tyler Fitzgerald	-	WR	5'9"	175	r-Fr.	Midlothian, Va.	Cosby
95	Nigel Williams	DT		Connor Kish	-	OL	6'2"	285	Fr.	Oceanside, Calif.	El Camino
25	Jerome Wright	FB		Kevin Kish	-	OL	6'2"	285	Fr.	Oceanside, Calif.	El Camino
53	Trent Young	LB		Ryan Palmer	-	WR	6'2"	180	Fr.	Winston-Salem, N.C.	Winston-Salem Prep

## PRONUNCIATION GUIDE

JAHQUE ALLEYNE .....jah-KAY ALLEN  
 Kevin ASANTE .....uh-SAHN-tay  
 MICHAEL BRAINARD .....BRAY-nerd  
 ZOHNN Burden (coach) .....ZONN  
 Augie CONTE .....CON-tee  
 Eddie D'ANTUONO .....dan-TWAHN-oh  
 Ken EKANEM .....ee-CAN-um  
 Brandon FACYSOON .....FAY-sun (rhymes with Jason)  
 HOUSHUN Gaines .....HOW-shun

Johnathan GALANTE .....guh-LAHN-tay  
 DER'WOUN Greene .....DARE-ee-on  
 Sean HUELSKAMP .....HULES-camp  
 DuWAYNE Johnson .....Dwayne  
 Scot LOEFFLER (coach) .....LEFF-ler  
 Carson LYDON .....LY-dun  
 SHAI McKenzie .....SHY  
 RAYMON Minor .....RAY-mahn  
 JAMIEON Moss .....JAY-mee-on

Andrew MOTUAPUAKA .....mo-TOO-uh-poo-WAH-kuh  
 DADI Nicolas .....like Daddy  
 YOSUAH NIJMAN .....YOSH-u-ah NYJ-man  
 Parker OSTERLOH .....OH-ster-low  
 Colt PETTIT .....PEH-tit  
 Braxton PFAFF .....FAFF  
 Anthony SHEGOG .....shih-GOG  
 Steve SOBCZAK .....SOB-check

## Unofficial Depth Chart (As of 10/26/15)

## DEFENSE

RCB	
22	<b>Te. Edmunds</b> 6-1 • 201 • r-Fr.
2	Riley 5-11 • 211 • Sr.

FS	
36	<b>Alexander</b> 6-3 • 197 • Fr.
26	Frye 6-2 • 197 • r-Jr.

ROVER	
19	<b>Clark</b> 6-1 • 204 • Jr.
29	Jones 6-2 • 205 • r-Jr.

NICKEL	
6	<b>Reynolds</b> 6-1 • 181 • Fr.
23	Greene 5-11 • 186 • r-Jr.

LCB	
31	<b>Facyson</b> 6-2 • 196 • r-So.
17	Alleyne 6-1 • 180 • Fr.

ROLB	
37	<b>Vandyke</b> 6-4 • 215 • r-Sr.
24	Shegog 6-3 • 212 • r-So.
18	Minor 6-2 • 221 • r-Fr.

MLB	
54	<b>Motuapuaka</b> 6-0 • 231 • r-So.
56	Huelskamp 6-1 • 207 • r-So.
44	Lydon 6-2 • 233 • Fr.

LOLB	
40	<b>Clarke</b> 6-1 • 227 • Sr.
50	Moss 6-2 • 213 • r-So.
49	Tr. Edmunds 6-5 • 236 • r-Fr.

RDE	
4	<b>Ekanem</b> 6-3 • 248 • r-Jr.
43	Dooley 6-6 • 235 • r-So.

NT	
60	<b>Baron</b> 6-1 • 275 • Jr.
96	Marshall 6-2 • 266 • r-Sr.

DT	
92	<b>Maddy</b> 6-2 • 283 • r-Sr.
95	N. Williams 6-4 • 299 • r-Jr.
OR	
91	Sobczak 6-1 • 309 • r-Fr.

LDE	
90	<b>Nicolas</b> 6-3 • 223 • r-Sr.
99	Mihota 6-5 • 270 • r-Fr.

## OFFENSE

FL	
5	<b>Phillips</b> 6-1 • 191 • So.
3	Stroman 6-1 • 168 • So.
80	Knowles 6-1 • 180 • r-Sr.

LT	
71	<b>McLaughlin</b> 6-5 • 302 • Jr.
69	Nijman 6-8 • 280 • Fr.
58	Pettit 6-4 • 287 • r-Fr.

LG	
57	<b>Teller</b> 6-5 • 304 • r-So.
67	Osterloh 6-8 • 323 • r-So.
58	Pettit 6-4 • 287 • r-Fr.

C	
64	<b>Gallo</b> 6-2 • 297 • So.
61	Chung 6-4 • 283 • r-So.
79	T. Smith 6-3 • 282 • Fr.

RG	
72	<b>Conte</b> 6-6 • 295 • r-Jr.
67	Osterloh 6-8 • 323 • r-So.
74	Pfaff 6-5 • 295 • r-Fr.

RT	
77	<b>Hansen</b> 6-5 • 295 • r-Sr.
71	McLaughlin 6-5 • 302 • Jr.
52	Redman 6-5 • 287 • r-Sr.

TE	
88	<b>Malleck</b> 6-5 • 253 • Sr.
OR	
7	<b>Hodges</b> 6-7 • 241 • r-So.
89	Cline 6-4 • 237 • r-So.

TB	
34	<b>McMillian</b> 6-0 • 196 • r-Fr.
4	Coleman 5-6 • 187 • Sr.
OR	
14	Edmunds 6-2 • 223 • r-Jr.

QB	
12	<b>Brewer</b> 6-1 • 195 • Sr.
9	Motley 6-3 • 221 • r-Jr.
2	Lawson 6-6 • 230 • Fr.
13	Durkin 6-4 • 222 • r-Fr.

FB	
45	<b>Rogers</b> 5-10 • 223 • Jr.
32	Peoples 5-9 • 218 • Fr.

SE	
1	<b>Ford</b> 6-2 • 188 • So.
81	Asante 6-0 • 187 • r-Sr.
83	Meyer 6-0 • 220 • r-Jr.

\*Denotes injured player

## SPECIALISTS

K	P	KR	PR	KO	H	PS	KS
46 <b>Slye</b> 6-1 • 214 • So.	27 <b>Hughes</b> 6-0 • 198 • Sr.	34 <b>McMillian</b> 6-0 • 196 • Jr.	3 <b>Stroman</b> 6-0 • 168 • So.	46 <b>Slye</b> 6-1 • 214 • So.	27 <b>Hughes</b> 6-0 • 198 • Sr.	59 <b>D'Antuono</b> 6-7 • 264 • r-Jr.	59 <b>D'Antuono</b> 6-7 • 264 • r-Jr.
		23 <b>Greene</b> 5-11 • 186 • r-Jr.	86 <b>Carroll</b> 5-7 • 162 • r-Fr.	30 <b>Ludwig</b> 6-1 • 199 • Jr.		87 <b>Taylor</b> 6-1 • 212 • r-So.	87 <b>Taylor</b> 6-1 • 212 • r-So.
		81 <b>Asante</b> 6-0 • 187 • r-Sr.		35 <b>Santamaria</b> 5-8 • 166 • r-Fr.			





## QUARTERBACKS

## #12 MICHAEL BREWER

R-SR

- Has gone 38-for-65 for 491 yards and six TDs in 2015.
- Broke collarbone in third quarter vs. Ohio State (9/7) and missed five games.
- Started vs. Duke (10/24) for first time since game vs. Ohio State (9/7). Went 25-for-45 for 270 yards and three TDs.
- In first game back from injury, went 3-for-4 for 65 yards and a 33-yard TD to Isaiah Ford at Miami (10/17).
- Went 11-for-16 for 156 yards and two TDs before breaking left clavicle in third quarter vs. Ohio State (9/7).
- Started all 13 games in 2014. Was 262-for-441 on the season for 2,692 yards and 18 TDs, setting school records for completions and attempt while adding two rushing TDs.
- Set a school record with 56 pass attempts vs. East Carolina (9/13/14).
- Threw for a career-high of 345 yards vs. Boston College (11/1/14).
- Enrolled at Virginia Tech in May of 2014 after graduating from Texas Tech. Went 41-58 for 440 yards and five TDs at Texas Tech.

## #9 BRENDEN MOTLEY

R-JR

- Ran twice for eight yards vs. Duke (10/24).
- Moved into starting role after Michael Brewer's injury vs. Ohio State (9/7) and started the next six games, going 3-3.
- Tied for second in the ACC in passing TDs (11).
- Went 14-for-23 for 136 yards and a touchdown and ran 11 times for 26 yards at Miami (10/17).
- Went 14-for-28 for 158 yards with a career-high three TD passes and ran nine times for 44 yards vs. NC State (10/9).
- Went 9-for-20 for 91 yards and an 11-yard TD pass to Cam Phillips vs. Pittsburgh (10/3).
- Went 16-for-24 with 233 yards and two TDs vs. Furman (9/12) and ran 4 times for 38 yards with a five-yard TD.
- Went 15-for-23 for 230 yards and two TDs at Purdue (9/19). Ran 15 times for 24 yards and a five-yard TD.
- Had career-highs in attempts (35), completions (20), yards (281), rush attempts (19), rush yards (85) at ECU (9/26). Also Threw a 7-yard TD pass to Ryan Malleck and ran for a 5-yard TD.
- Rushed 11 times for 73 yards and had one completion for 17 yards in 2014.
- Made collegiate debut at Duke (11/15/14).

## #2 DWAYNE LAWSON

FR

- Played one snap vs. NC State (10/9).
- Ran once for four yards at ECU (9/26).
- Ran four times for five yards at Purdue (9/19).
- Completed three passes for 51 yards and rushing

nine times for 51 yards and a TD in debut vs. Furman (9/12).

- A four-star recruit by ESPN.com, Rivals.com
- Threw for 2,444 yards and 21 TDs. Ran for 867 yards and 17 TDs his senior year of high school.

## #13 CHRIS DURKIN

R-FR

- Made collegiate debut vs. Furman (9/12),
- Rushed four times for 25 yards.
- 3-star recruit by ESPN.com, 247Sports.com and Rivals.com.



## RUNNING BACKS

## #34 TRAVON MCMILLIAN

R-FR

- His 6.4 ypc ranks third in the ACC (min. 50 carries) and would be the top season mark for the Hokies dating back to 1996.
- Ran 29 times for 142 yards and two TDs, all three career-highs, vs. Duke (10/24). Had two-yard and one-yard TD runs.
- Ran 16 times for a career-high 99 yards and caught three passes for 16 yards and a nine-yard TD from Motley at Miami (10/17).
- Ran 11 times for a team-high 97 yards including a 59-yard TD run, his first career TD, vs. NC State (10/9).
- Ran six times for a team-high 14 yards vs. Pittsburgh (10/3).
- Ran for career-high 98 yards vs. Furman (9/12) and had a career-long run of 68 yards.
- Had nine rushes for 59 yards at Purdue (9/19).
- Had five rushes for 30 yards and one catch for eight yards at ECU (9/26).
- Rushed 6 times for 27 yards, caught two passes for five yards in collegiate debut vs. Ohio State (9/7).
- A four-star recruit by 247Sports.com/ESPN.com.
- Totaled 3,009 yards and 37 TDs his senior year of high school.

## #4 J.C. COLEMAN

SR

- Has rushed 32 times for 117 yards in 2015, averaging 3.2 ypc.
- Caught one pass for 10 yards vs. NC State (10/9).
- Ran five times for three yards vs. Pittsburgh (10/3).
- Ran 10 times for 46 yards and a one-yard TD at Purdue (9/19).
- Ran seven times for 13 yards at ECU (9/26).
- Has played in 40 games (12 starts) and rushed for 1,426 yards and seven TDs. Caught 36 passes for 210 yards and a TD in his career.
- Played in all 13 games in 2014, making two starts. Carried the ball 107 times for 533 yards and three TDs.
- MVP of the Military Bowl, ran for Tech bowl record 157 yards and a TD against Cincinnati (12/27/14).
- Member of the Virginia Tech track team. Named All-ACC in the 60m at the ACC Championships.
- Given Exaclub Award for work in weight room.

## #14 TREY EDMUNDS

R-JR

- In 2015, 44 rushes for 174 yards 2 TDs (4.0 ypc).
- Ran five times for 12 yards vs. Duke (10/24).
- Ran three times for 13 yards at Miami (10/17).
- Ran twice for five yards vs. Pittsburgh (10/3).
- Ran nine times for 41 yards and his first TD since 2013 on a one yard run vs. Furman (9/12).
- Had nine rushes for 73 yards at Purdue (9/19).
- Ran five times for nine yards and a 1-yard TD at ECU (9/26).
- Has played in 26 games (10 starts) with 226 rushes for 934 yards and 12 TDs. Also caught 20 passes for 158 yards and two TDs in career.
- Played in seven games in 2014. Ran 21 times for 97 yards on the season. Broke clavicle midseason and missed six games.



## FULLBACKS

## #45 SAM ROGERS

JR

- Ran eight times for 28 yards and had two catches for 34 yards vs. Duke (10/24).
- Ran five times for 22 yards at Miami (10/17).
- Had a career-high 57 yards rushing on eight carries vs. NC State (10/9).
- Ran twice for two yards. Made one catch for two yards vs. Pittsburgh (10/3).
- Ran four times for eight yards with a one-yard TD, had one catch for six yards at ECU (9/26).
- Completed a 13-yard pass to QB Brenden Motley. Also had two catches for 15 yards and one rush for 15 yards at Purdue (9/19).
- Had career-long 51-yard TD catch vs. Ohio State (9/7).
- Has played in 30 games making nine starts, catching 38 passes for 395 yards and two TDs. Rushed 45 times for 195 yards and a TD in his career.
- Played in all 13 games in 2014.
- Caught four passes for career-best 70 yards vs. Boston College (11/1/14).

## #32 STEVEN PEOPLES

FR

- Played in every game in 2015.
- Made collegiate debut vs. Ohio State (9/7)
- Walk-on who joined the program in January



## WIDE RECEIVERS

## #1 ISAIAH FORD

SO

- Has 41 catches for 564 yards and 7 TDs in 2015.
- Leads the ACC in TD receptions (7) and receiving yards (564).
- Ranks second in the ACC with 70.5 receiving ypg.
- Ranks second among power five sophomores with seven TD catches
- Fastest receiver to 1,000 career yards under Frank Beamer (17 games, previous Andre Davis).
- Fastest receiver to 10 TD catches (19 games) under Frank Beamer (prev. Ernest Wilford).
- Had career-high nine catches for 67 yards vs. Duke (10/24).



- Had four catches for 76 yards and one TD at Miami (10/17).
- Set a Tech record for three TD catches in one quarter vs. NC State (10/9)
- Had four catches for 39 yards and three TDs vs. NC State (10/9).
- Had two catches for 21 yards vs. Pittsburgh (10/3).
- Tied a career-high with eight catches for 95 yards at ECU (9/26).
- Had a team-high six catches for 128 yards at Purdue (9/19).
- Caught five passes for 77 yards and tied a career-high with two TDs vs. Furman (9/12).
- Has 80 receptions for 1,091 yards and nine TDs in career.
- Caught a team-leading 56 receptions for 709 yards and six TDs, all in 2014 as a true freshman.
- Had career-high 114 yards on eight catches vs. Georgia Tech (9/20/14).
- Posted Career-best two TDs vs. East Carolina (9/13/14) and vs. Furman (9/12/15).
- Set a record for catches as a true freshman at Tech with 56 (prev 30).
- Named to the 2014 All-ACC Second Team.

**#5 CAM PHILLIPS****SO**

- Had three catches for 23 yards vs. Duke (10/24).
- Had four catches for 26 yards at Miami (10/17).
- Had five catches for 60 yards vs. NC State (10/9).
- Had three catches for 20 yards including an 11-yard TD catch vs. Pittsburgh (10/3). It was his first TD catch of the season.
- Had three catches for 78 yards with a career-long catch of 60 yards at ECU (9/26).
- Had three catches for 26 yards at Purdue (9/19).
- Caught five passes for 86 yards vs. Furman (9/12).
- Has played in 16 games (11 starts) with 53 receptions for 692 yards and three TDs, also has five runs for 65 yards.
- Had career-high 89 yards on seven catches and scored his first TD vs. East Carolina (9/13/14).

**#3 GREG STROMAN****SO**

- Had one catch for four yards vs. Duke (10/24).
- Returned two punts at Miami (10/17).
- Switched full-time to WR after game vs. Pittsburgh (10/3).
- Ran four times for nine yards vs. NC State (10/9).
- Started three games at CB with 12 tackles and 0.5 TFL and an INT.
- Had career-high five tackles and first career INT at ECU (9/26).
- Had four tackles at Purdue (9/19).
- Had two tackles, 0.5 TFL vs. Ohio State (9/7).
- Played 18 games (4 starts) in career making 15 tackles, 0.5 TFL and an interception.
- Played snaps offense, defense and special teams
- Played in 13 games making one start in 2014 making three tackles on defense. Also had two catches and one rushing attempt.

hokiesports.com

**#80 DEMITRI KNOWLES****R-SR**

- Has played in 40 career games (nine starts), catching 69 passes for 950 yards and four TDs in his career.
- Played two games in 2015.
- Had one catch for seven yards vs. Furman (9/12).
- Played in 11 games in 2014 with three catches for 55 yards.
- Caught four passes for a career-high 101 yards vs. Virginia (11/30/13).
- Born in the Bahamas.

**#81 KEVIN ASANTE****R-SR**

- Has played in 24 games with one start in his career with three catches for 31 yards.
- Has four kickoff returns for 61 yards in 2015.
- Played seven games in 2014 with no receptions.

**#15 JOEL CALEB****R-JR**

- Has played in 31 games (one start).
- Has one special teams tackle in 2015.
- Switched from running back to wide receiver.
- Has 30 rushes for 137 yards and a TD and eight catches for 62 yards in his career.
- Career-best 45 yards on four carries vs. Georgia Tech (9/20/14).

**TIGHT ENDS****#88 RYAN MALLECK****R-SR**

- Has played in all 47 career games (27 starts). 56 catches for 567 yards and four TDs.
- Had four catches for 43 yards vs. Duke (10/24).
- Had two catches for 35 yards at Miami (10/17).
- Started vs. NC State (10/9).
- Started vs. Pittsburgh (10/3).
- Had two catches for 21 yards and a 7-yard TD catch at ECU (9/26).
- Had one catch for 40 yards at Purdue (9/19).
- Posted career-high 64 yards on six catches at Ohio State (9/6/14).
- On Mackey Award Watch List.

**#7 BUCKY HODGES****R-SO**

- Has 21 catches for 349 yards and five TDs in 2015.
- Third in the ACC in TD catches with five and second in ypc at 16.6 (Min. 20 rec.).
- His five TD receptions rank fourth in the country among sophomores.
- Had five catches for a career-high 101 yards and three TDs vs. Duke (10/24).
- Had two catches for 41 yards at Miami (10/17).
- Had two catches for 33 yards vs. NC State (10/9).
- Had two catches for 42 yards vs. Pittsburgh (10/3).
- Made five receptions for 73 yards at ECU (9/26)
- Had three catches for 11 yards and two TDs at Purdue (9/19), his first multi-TD game.
- Has played in 18 games with 15 starts. Has 66 catches for 901 yards and 12 TDs in his career.
- On the Mackey Award Watch List.

- Set Tech single-season record for catches by a TE with 45 catches in 2014.
- Preseason Third-Team All-American.
- Named *USA Today* Freshman All-American in 2014.

**#89 KALVIN CLINE****R-SO**

- Played in every game in 2015.
- Had two catches for seven yards at Miami (10/17).
- Had one catch for 31 yards vs. Furman (9/12).
- Has played in 15 games (seven starts) with 27 catches for 324 yards and two TDs in his career.
- In 2014 had one catch for two yards (two games).

**OFFENSIVE LINE****#77 WADE HANSEN****R-SR**

- Started every game for Tech in 2015 at RT.
- Played in 13 games (three starts) in 2014.
- Sat out in 2013 after transferring from Division III school Rensselaer Polytechnic Institute.

**#71 JONATHAN MCLAUGHLIN****JR**

- Started every game of 2015 at LT.
- Has played and started in 29 career games.
- Started the first nine games at of 2014 right tackle before suffering a leg injury.

**#57 WYATT TELLER****R-SO**

- Played in every game at LG for Tech this season with seven starts.
- Had 19 knockdowns and seven pins vs. Furman (9/12).
- Had four knockdowns and four pins at Purdue (9/19).
- Has played in 13 games in 2014, starting the last six at left guard.

**#64 ERIC GALLO****SO**

- Has started every game in 2015 at center.
- Had nine knockdowns at Purdue (9/19).
- Made first career start vs. Ohio State (9/7).
- Played in three games in 2014.
- Collegiate debut vs. William & Mary (8/30/14).

**#72 AUGIE CONTE****R-JR**

- Started at right guard in every game in 2015.
- Had eight knockdowns at Purdue (9/19).
- Has played in 22 career games with 14 starts.
- Played in all 13 games (10 starts) in 2014.
- Started nine games at right guard and one at right tackle.

**#61 KYLE CHUNG****R-SO**

- Made first career start vs. NC State (10/9).
- Played in five career games.

**#67 PARKER OSTERLOH****R-SO**

- Played in every game in 2015.
- Played in six games in 2014.
- Made collegiate debut vs. William & Mary (8/30/14).



@VT\_Football



VTHokieFootball



vtfootball

## #69 YOSUAH NIJMAN

FR

- Played in every game for Tech in 2015.
- Made collegiate debut vs. Ohio State (9/7).
- Four-star recruit by Rivals.com and 247Sports.com. Went to Fork Union Military Academy.

## #52 DARIUS REDMAN

R-SR

- Has played in 35 career games making one start.
- Played in nine games in 2014 all at tight end.
- Made the switch to offensive line in the spring.



## DEFENSIVE LINE

## #90 DADI NICOLAS

R-SR

- Started every game at left DE in 2015 and has 23 tackles and 1.0 TFL.
- Had one tackle vs. Duke (10/24).
- Had four tackles and 1.0 TFL at Miami (10/17).
- Tied a season-high with four tackles vs. NC State (10/9).
- Had a season-high four tackles vs. Pittsburgh (10/3).
- Has played in 43 games (21 starts) in his career totaling 141 tackles, 30.0 TFL and 15.0 sacks.
- Second Team All-ACC in 2014.
- Played and started all 13 games in 2014 and had a team-high 18.5 TFLs and nine sacks.
- On the Lombardi Award and Bednarik Award Watch List.
- Fourth-Team Preseason All-American by Athlon Sports and Phil Steele.
- All-ACC Preseason Team by Media, Athlon Sports and Phil Steele.

## #92 LUTHER MADDY

R-SR

- Started every game in 2015 at DT with 40 tackles, 6.5 TFLs and 2.0 sacks.
- Had six tackles vs. Duke (10/24).
- Had seven tackles, 2.0 TFLs and a sack at Miami (10/17).
- Had five tackles, 1.0 TFL and 1.0 sacks vs. Pittsburgh (10/3).
- Had career-high 10 tackles at ECU (9/26) with 1.5 TFL.
- Has played in 48 games (38 starts) with 141 tackles, 26.5 TFLs and 12.5 sacks.
- Started the first four games of 2014, but missed the remainder of the year due to injury.
- Granted medical hardship waiver for 2014.
- Nominated for the Danny Wuerffel Award.
- All-ACC Preseason Team by media and Athlon Sports.

## #96 COREY MARSHALL

R-SR

- Missed games vs. NC State (10/9) and at Miami (10/17) due to hamstring injury.
- Has played in six games with three starts in 2015 at DT with six tackles, 1.0 sacks and has 4.0 TFLs.
- Has played in 45 games (17 starts) totaling 86 tackles, 19.5 TFL and 8.0 sacks.
- Started against Pittsburgh (10/3) but left game in first quarter due to hamstring injury and missed

hokiesports.com



@VT\_Football

games vs. NC State (10/9) and at Miami (10/17).  
 All-ACC Second Team by Athlon Sports and Phil Steele.  
 Played in 12 games in 2014 with nine starts. Recorded 41 tackles, 9.5 TFLs and 2.5 sacks as well as an interception.

## #4 KEN EKANEM

R-JR

- Has started every game at DE in 2015 with 24 tackles, 1.5 sacks, 4.0 TFL and a forced fumble.
- Had nine tackles, 2.5 TFLs and 1.5 sacks vs. NC State (10/9).
- Has played in 32 career games (21 starts) with 80 total tackles, 18.5 TFLs and 11.0 sacks.
- Started and played all 13 games in 2014.
- Finished 2014 with 53 tackles, including 14.5 for loss and a team-high 9.5 sacks.
- 2014 Third Team All-ACC by ACSMA.
- Named the ACC Defensive Lineman of the Week after his game at North Carolina (10/4/14).

## #60 WOODY BARON

JR

- Played in every game in 2015 (three starts) with 20 tackles and is third on the team with 6.0 TFLs and 2.0 sacks.
- Has played in 33 games making six starts and totaling 29 tackles, 7.0 TFL and 3.5 sacks.
- Had career-high 2.5 TFLs vs. Furman (9/12/15)
- Played 12 games in 2014 with two starts totaling seven tackles, 1.0 TFL and 0.5 sacks.

## #43 SETH DOOLEY

R-SO

- Played every game in 2015 making four tackles.
- Played in 13 games in 2014 totaling five tackles.

## #99 VINNY MIHOTA

R-FR

- Made collegiate debut vs. Ohio State (9/7).
- Played in every game with six tackles and 0.5 TFL in 2015.
- Blocked a field goal vs. Pittsburgh (10/3).

## #95 NIGEL WILLIAMS

R-JR

- Played in every game in 2015 with three tackles and a 0.5 TFL.
- Played in 33 games (10 starts) totaling 49 tackles, 16.5 TFL and 6.5 sacks.
- 2014 Honorable Mention All-ACC (ACSMA).
- Played in 13 games in 2014 with 10 starts. Recorded 34 tackles, 9.5 TFLs and 4.5 sacks as well as an in in 2014.

## #91 STEVE SOBCZAK

R-FR

- Has two tackles in five games.



## LINEBACKERS

## #40 DEON CLARKE

SR

- Started every game and is tied for second on the team with 49 tackles.
- Leads the team with 7.0 TFLs, ranking third among LBs in the ACC.



VTHokieFootball

- Had eight tackles vs. Duke (10/24).
- Had seven tackles, 2.0 TFLs and 1.0 sacks vs. NC State (10/9).
- Had six tackles at Miami (10/17).
- Had nine tackles, tied a career-high with 2.5 TFLs and 1.0 sacks vs. Pittsburgh (10/3).
- Had five tackles at Purdue (9/19).
- Had five tackles at ECU (9/26).
- Has played in 31 games (19 starts) collecting 114 tackles, 17.0 TFL and 7.0 sacks.
- Started all 13 games in 2014 making 74 tackles and 11.0 TFL and 5.0 sacks.
- Preseason All-ACC Second Team by Athlon Sports and All-ACC Third Team by Phil Steele.

## #54 ANDREW MOTUAPUAKA

R-SO

- Started and played in six games in 2015
- Had five tackles vs. Duke (10/24).
- Had a team-high 10 tackles and 1.0 TFL at Miami (10/17).
- Had two tackles with 0.5 TFL and 0.5 sack vs. NC State (10/9).
- Had seven tackles with 1.0 TFLs and 1.0 sacks as well as a career-high two forced fumbles vs. Pittsburgh (10/3).
- Injured his knee vs. Furman (9/12) and missed the games at Purdue (9/19) and ECU (9/26).
- Returned his first interception for a n 18-yard TD against Furman (9/12).
- Started two games in 2015 with eight tackles.
- Played in 12 games making three starts in 2014.
- Has made 58 tackles, 4.0 TFL and 2.0 sacks.
- Also recovered a fumble and returned it for a TD.

## #37 RONNY VANDYKE

R-SR

- Played every game in 2015 (five starts) with 22 tackles with 2.0 TFLs and one fumble recovery.
- Has played in 32 career games with six starts.
- Played in 13 games in 2014 with eight tackles.

## #24 ANTHONY SHEGOG

R-SO

- Played in every game in 2015 with three tackles.
- Played in 12 games making two starts in his career and recorded four tackles.
- Returned a block punt for a 15-yard TD at Purdue (9/19).
- Played in every game in 2015 with one tackle.

## #56 SEAN HUELSKAMP

R-SO

- Started first career game at Purdue (9/19) and had a tackle and an interception.
- Had career-highs with 10 tackles, 3.5 TFL and 1.0 sacks at ECU (9/26)



## CORNERBACKS/SAFETIES

## #31 BRANDON FACYSON

R-SO

- Has started every game in 2015 at left CB making 13 tackles.
- T-1st in the ACC in passes defended with nine.



vtfootball



- Has played in 23 career games (20 starts) with 51 tackles, 3.0 TFLs and five INTs as well as 22 pass breakups and 27 passes defended.
- Started first three games in 2014 before suffering a shin injury, then a broken leg.
- Granted a medical hardship waiver.
- Preseason All-ACC Second Team by Athlon Sports and Phil Steele.

**#19 CHUCK CLARK JR**

- Has started every game in 2015 at FS and leads team with 67 tackles. Has 2.5 TFLs and 1.0 sacks.
- Ranks second in the ACC in total tackles (67).
- Had seven tackles and 0.5 TFL vs. Duke (10/24).
- Had nine tackles at Miami (10/17).
- Had 10 tackles vs. NC State (10/9).
- Had nine tackles, 1.5 TFLs and 1.0 sacks vs. Pittsburgh (10/3).
- Had five tackles at ECU (9/26).
- Had five tackles and a fumble recovery and return for a 20-yard TD at Purdue (9/19).
- Is currently fifth in the ACC in tackles with 27.
- Had career-high 13 tackles vs. Furman (9/12).
- Has played 31 career games (19 starts) making 146 tackles, 10.5 TFL, 2.5 sacks, a fumble recovery and an interception.
- Played in all 13 games with 11 starts in 2014 finishing third on the team with 73 tackles, including 8.5 TFL and 1.5 sacks. Had an INT, 11 pass breakups and six QB hurries.

**#6 MOOK REYNOLDS FR**

- Had eight tackles and 1.0 TFL vs. Duke (10/24).
- Made two tackles at Miami (10/17).
- Made 2.0 TFLs vs. NC State (10/9).
- Had one tackle vs. Pittsburgh (10/3).
- Had one tackle at Purdue (9/19).
- Made first career start and recorded four tackles, 1.0 TFL and a fumble recovery at ECU (9/26).
- Made collegiate debut vs. Ohio State (9/7) with two tackles.
- Four-star recruit by ESPN.com

**#36 ADONIS ALEXANDER FR**

- Tied for second in the ACC with three interceptions.
- Team-high nine tackles, 0.5 TFL vs. Duke (10/24).
- Had six tackles at Miami (10/17).
- Had seven tackles and an INT vs. NC State (10/9).
- Had eight tackles vs. Pittsburgh (10/3).
- Had career-high nine tackles at ECU (9/26).
- Had a career-high seven tackles and an INT at Purdue (9/19).
- Made collegiate debut vs. Ohio State (9/7) and made three tackles.
- T-9th in the ACC in passes defended with five.
- Recorded first career interception vs. Furman (9/12/15).

- Three-star recruit by 247Sports.com, Rivals.com and ESPN.com.
- Enrolled in January 2014.

**#26 DESMOND FRYE R-SR**

- Played in six games with two starts 2015 and has 19 tackles and an INT.
- Had three tackles and an INT vs. Duke (10/24).
- Had three tackles and a forced fumble at ECU (9/26).
- Has played in 33 career games (two starts) with 28 tackles and one interception.
- Had career-high nine tackles vs. Ohio State (9/7) and an interception.
- Played in two games in 2014 before suffering shoulder injury. Granted medical hardship waiver.

**#2 DONOVAN RILEY SR**

- Has played in 46 games (seven starts) making 71 tackles, three INTs, 1.0 TFL and 1.0 sack.
- Played in all 13 games in 2014 with seven starts.
- Had 53 tackles on the season, including a sack and also had two INTs, two pass breakups, a forced fumble and a fumble recovery.

**#23 DER'WOUN GREENE R-JR**

- Has played in 28 career games (one start) with 19 tackles and a forced fumble.
- Played nine games with one start in 2014, making four tackles.

**SPECIALISTS****#46 JOEY SLYE SO**

- Handles kickoff duties and has 28 touchbacks on 42 kickoffs in 2015.
- Is 11-of-14 on field goals (68.8%) in 2015 with a long of 48 yards.
- Hit 31-of-444 on field goals (70.5%) with a long of 49 yards and went 58-for-59 on PATs for 140 total points.
- Played in 13 games in 2014.

**#35 MICHAEL SANTAMARIA R-FR**

- Made collegiate debut vs. Furman (9/12) and hit 3-of-3 extra points for three total points.

**#27 A.J. HUGHES SR**

- Has 41 punts for a 43.5 avg. this season and is ranked sixth in the ACC in yards per punt.
- Has played in 47 career games with a gross average of 41.8 yards per kick.
- Has 12 punts downed inside the 20 yard line and 10 punts of more than 50 yards in 2015.
- Played all 13 games of 2014 and kicked 83 times for an average of 39.9 yards per punt.
- Had 22 kicks downed inside the 20-yard line and 20 punts fair caught and had 13 punts of 50 yards or longer in 2014.

**#81 KEVIN ASANTE R-SR**

- Returned four kickoffs for 61 yards in 2015
- Has five returns for 78 yards (15.6 avg) in his career.

**#59 EDDIE D'ANTUONO R-JR**

- Played in 33 career games handling the long snapping duties for punts, field goals and extra points.

**#3 GREG STROMAN SO**

- Has 16 returns for 35 yards in 2015.
- Had five returns for 36 yards vs. Purdue (9/19) with a long of 29 yards.
- Played in 13 games making one start in 2014.
- Saw most of the action in 2014 as a punt returner.
- Had 36 returns for 249 yards (6.9 average).
- Had a long return of 38 yards at Pittsburgh (10/16/2014).

**#23 DER'WOUN GREENE R-JR**

- Had three kickoff returns for 58 yards with a long of 24 at Miami (10/17).
- Had one kickoff return for 25 yards vs. NC State (10/9).
- Had two kickoff returns for 116 yards, including a career-long 82-yard return, at Purdue (9/19).
- Has nine returns for an average of 27.0 ypr in 2015.

# INDIVIDUAL CAREER GAME HIGHS

## THROWING

### Michael Brewer (QB)

Att.	56 ( <i>SR</i> )	ECU, 2014
Comp.	31	BC, 2014
Yds.	345	BC, 2014
TDs	3	Twice
INTs	3	GT, 2014
Long	51	Ohio State, 2015

## RUSHING

Att.	10	Ohio State, 2014
Yds.	29	GT, 2014
TDs	1	twice
Long	31	Cincy, 2014

### Brenden Motley (QB)

Att.	35	ECU, 2015
Comp.	20	ECU, 2015
Yds.	281	ECU, 2015
TDs	3	NC State, 2015
INTs	3	Pitt, 2015
Long	61	Purdue, 2015

## RUSHING

Att.	19	ECU, 2015
Yds.	85	ECU, 2015
TDs	1	Three Times
Long	24	Duke, 2014

### Dwayne Lawson (QB)

Att.	3	Furman, 2015
Comp.	7	Furman, 2015
Yds.	51	Furman, 2015
TDs	-	
INTs	-	
Long	31	Furman, 2015

## RUSHING

Att.	9	Furman, 2015
Yds.	51	Furman, 2015
TDs	1	Furman, 2015
Long	10	Furman, 2015

### Chris Durkin (QB)

Att.	-	-
Comp.	-	-
Yds.	-	-
TDs	-	-
INTs	-	-
Long	-	-

## RUSHING

Att.	4	Furman, 2015
Yds.	25	Furman, 2015
TDs	-	-
Long	9	-

## RUNNERS

### Joel Caleb (TB)

Att.	7	Pitt, 2014
Yds.	45	WMU, 2014
TDs	1	WCU, 2013
Long	33	WMU, 2013

### J.C. Coleman (TB)

Att.	25	Cincy, 2014
Yds.	183	Duke, 2012
TDs	2	Duke, 2012
Long	86	Duke, 2012

### Trey Edmunds (TB)

Att.	22	Marshall, 2013
Yds.	132	Alabama, 2013
TDs	4	Miami, 2013
Long	77	Alabama, 2013

### Shai McKenzie (TB)

Att.	18	WMU, 2014
Yds.	106	W&M, 2014
TDs	1	Three Times
Long	39	W&M, 2014

### Travon McMillian

Att.	29	Duke, 2015
Yds.	142	Duke, 2015
TDs	2	Duke, 2015
Long	63	Furman, 2015

### Sam Rogers (FB)

Att.	8	Three Times
Yds.	57	NC State, 2015
TDs	1	ECU, 2015
Long	29	NC State, 2015

### Marshawn Williams (TB)

Att.	21	Miami, 2014
Yds.	119	WMU, 2014
TDs	1	four times
Long	42	WMU, 2014

## CATCHERS

### Kalvin Asante (WR)

Rec.	1	Three Times
Yds.	17	BC, 2012
TDs	0	-
Long	17	BC, 2012

### Joel Caleb (TB)

Rec.	1	five times
Yds.	14	WMU, 2014
TDs	0	-
Long	14	WMU, 2014

### J.C. Coleman (TB)

Rec.	6	UNC, 2012
Yds.	39	RU, 2012
TDs	1	BG, 2012
Long	24	Cincy, 2012

### Trey Edmunds (TB)

Rec.	4	BC, 2013
Yds.	42	BC, 2013
TDs	1	twice
Long	26	VA, 2103

### Isaiah Ford (WR)

Rec.	9	Duke, 2015
Yds.	114	GT, 2014
TDs	3	NC State, 2015
Long	61	Purdue, 2015

### Demitri Knowles (WR)

Rec.	8	ECU, 2013
Yds.	101	VA, 2103
TDs	1	Four Times
Long	56	Duke, 2013

### Bucky Hodges (TE)

Rec.	6	Twice
Yds.	101	Duke, 2015
TDs	3	Duke, 2015
Long	50	UVA, 2014

### Kalvin Cline (TE)

Rec.	4	Twice
Yds.	65	Pitt, 2013
TDs	1	Twice
Long	31	Twice

### Ryan Malleck (TE)

Rec.	6	Ohio State, 2014
Yds.	64	Ohio State, 2014
TDs	1	Four Times
Long	40	Purdue, 2015

### Travon McMillian (TB)

Rec.	3	Miami, 2015
Yds.	16	NC State, 2015
TDs	1	Miami, 2015
Long	19	NC State, 2015

### Charley Meyer (WR)

Rec.	1	GT, 2013
Yds.	5	GT, 2013
TDs	0	-
Long	5	GT, 2013

### Cam Phillips (WR)

Rec.	7	Twice
Yds.	89	ECU, 2014
TDs	1	Three Times
Long	60	ECU, 2015

### Sam Rogers (FB)

Rec.	5	Ohio State, 2014
Yds.	70	BC, 2014
TDs	1	Twice
Long	26	BC, 2014

### Marshawn Williams (TB)

Rec.	2	WMU, 2014
Yds.	19	WMU, 2014
TDs	0	-
Long	14	WMU, 2014

## KICKERS

### A.J. Hughes (P)

Punts	13	Alabama, 2013
Long	64	MD, 2013
I20	5	UCLA, 2013
Avg.	52.8	Pitt, 2013

### Joey Slye (PK)

FG Made	4	Cincy, 2014
FG Att.	4	Three Times
Long	49	Cincy, 2014
PAT Made	6	Purdue, 2015
PAT Att.	6	Purdue, 2015

## TACKLERS

### Adonis Alexander (CB)

Tackles	9	Twice
TFL	0.5	Duke, 2015
Sacks	0	
INT	1	Three Times, 2015

### Woody Baron (DT)

Tackles	4	Four Times
TFL	2.5	Furman, 2015
Sacks	1.0	Three Times

### Chuck Clark (DB)

Tackles	13	Furman, 2015
INT	0	
TFL	1.5	Pitt, 2015
Sacks	1.0	Twice

### Deon Clarke (LB)

Tackles	11	Cincy, 2014
TFL	2.5	Three Times
Sacks	2.0	ECU, 2014

### Desmond Frye (CB)

Tackles	9	Ohio State, 2015
INT	1	Duke, 2015
FF	1	ECU, 2015

### Der'Woun Greene (CB)

Tackles	5	Furman, 2015
TFL	0	-
Sacks	0	

### Seth Dooley (DE)

Tackles	2	Three Times
TFL	0	
Sacks	0	

### Ken Ekanem (DE)

Tackles	7	twice
TFL	4.0	UNC, 2014
Sacks	3.0	UNC, 2014

### Terrell Edmunds (CB)

Tackles	7	NC State, 2015
TFL	1.0	NC State, 2015
FR	1	Pitt, 2015

### Brandon Facyson (CB)

Tackles	4	Twice
INT	2	ECU, 2013
TFL	1.0	MD, 2013
Sacks	0	

### Kendall Fuller (CB)

Tackles	8	Twice
INT	3	Duke, 2013
TFL	2.0	Pitt, 2014
Sacks	1.0	Twice

### Luther Maddy (DT)

Tackles	10	ECU, 2015
TFL	3.0	Miami, 2013
Sacks	2.5	Marshall, 2013

### Corey Marshall (DT)

Tackles	7	GT, 2012
INT	1	Pitt, 2014
TFL	3.0	Pitt, 2014
Sacks	1.0	Seven times

### Sean Huelskamp (LB)

Tackles	10	ECU, 2015
INT	1	Purdue, 2015
TFL	3.5	ECU, 2015
Sacks	1.0	ECU, 2015

### Andrew Motuapuaka (LB)

Tackles	14	BC, 2014
TFL	2.5	WF, 2014
Sacks	2.0	WF, 2014
INT	1	Furman, 2015

### Dadi Nicolas (DE)

Tackles	9	twice
INT	1	Duke, 2013
TFL	3.0	three times
Sacks	3.0	Pitt, 2013

### Mook Reynolds (CB)

Tackles	8	Duke, 2015
INT	-	-
TFL	2.0	NC State, 2015
FF	2	Pitt, 2015
FR	1	ECU, 2015

### Donovan Riley (CB)

Tackles	9	Georgia Tech, 2014
INT	1	twice
TFL	1.0	UNC, 2014
Sacks	1.0	UNC, 2014

### Anthony Shegog (LB)

Tackles	1	Three Times
TFL	0	-
Sacks	0	-

### Steve Sobczak (DE)

Tackles	1	Twice
TFL	0	-
Sacks	0	

### Greg Stroman (CB)

Tackles	5	ECU, 2015
INT	1	ECU, 2015
TFL	0	-
Sacks	0	-

**Ronny Vandyke (LB)**

Tackles	5	Four Times
TFL	1.0	Four Times
Sacks	0	

**Nigel Williams (DT)**

Tackles	5	three times
TFL	2.0	twice
Sacks	2.0	WF, 2014

**RETURNERS****Der'Woun Greene (KOR)**

Returns	3	Miami, 2015
Yds	116	Purdue, 2015
Avg	58.0	Purdue, 2015
Long	83	Purdue, 2015
TD	0	

**Kevin Asante (KOR)**

Returns	2	Furman, 2015
Yds	25	Furman, 2015
Avg	17.0	Duke, 2012
Long	17	Duke, 2012
TD	0	-

**J.C. Coleman (KOR)**

Returns	3	four times
Yds	69	Pitt, 2012
Avg	44.0	BC, 2014
Long	44	BC, 2014
TD	0	-

**Travon McMillian (KR)**

Returns	3	Ohio State, 2015
Yds	57	Ohio State, 2015
Avg	19.0	Ohio State, 2015
Long	24	Ohio State, 2015
TD	0	-

**Demitri Knowles (KOR)**

Returns	4	twice
Yds	141	UNC, 2012
Avg	48.0	BC, 2013
Long	93	UNC, 2012
TD	1	UNC, 2012

**Greg Stroman (PR)**

Returns	5	three times
Yds	58	WMU, 2014
Avg	17.5	Ohio State, 2014
Long	38	Pitt, 2014
TD	0	-



# THE LAST TIME A TECH TEAM OR PLAYER ...

## TEAM

Scored 90+ points.....	99, vs. Emory & Henry, 1919
Scored 80-89 points.....	86, vs. Roanoke College, 1905
Scored 70-79 points.....	77, vs. Akron, 1995
Scored 60-69 points.....	66, vs. Appalachian State, 2011
Scored 50-59 points.....	51, @ Purdue, 2015
Scored 40-49 points.....	43, @ Duke (4OT), 2015
Back-to-back 40+ games.....	vs. Furman (45), @ Purdue (51), 2015
Three straight 40+ games.....	@ NCSU (41), vs. CMU (45), vs. WF (52), 2010
Four straight 40+ games.....	NCSU (41), CMU (45), WF (52), Duke (44), 2010
Rushed for 500+ yards.....	500, @ Pittsburgh, 1993
Rushed for 400-499 yards.....	444, vs. Marshall, 2009
Rushed for 300-399 yards.....	308, vs. Western Michigan, 2014
Rushed for 200-299 yards.....	200, vs. NC State, 2015
Passed for 500+ yards.....	504, @ Syracuse, 2002
Passed for 400-499 yards.....	408, @ Wake Forest, 1972
Passed for 300-399 yards.....	345, Boston College, 2014
Passed for 200-299 yards.....	270, vs. Duke, 2015
Rushed/Passed for 200+ yards.....	@ Purdue 2015 238 rush, 233 pass
Had 600+ yards in total offense.....	605, vs. Wake Forest, 2010
Had 500-599 yards in total offense.....	583, vs. Furman, 2015
Scored on first offensive play.....	vs. Appalachian State, 2011 David Wilson 20-yard run
Won on final offensive play.....	vs. Virginia, 2012 Cody Journell 29 yd FG
Lost on final offensive play.....	Duke, 2015 Thomas Sirk Rush (Two-point conversion) (4OT)
Won in overtime.....	29-21, vs. Marshall, 2013
Lost in overtime.....	45-43 (4OT), vs. Duke, 2015
Recorded a safety.....	vs. Western Michigan, 2014
Recorded two defensive TDs.....	@ Boston College, 2008
Zero punts in a game.....	vs. James Madison, 2010
Zero sacks allowed in a game.....	vs. Furman, 2015
Recorded a shutout.....	vs. Bowling Green, 2012
Held opp. to 0 yards or less rushing.....	-15, vs. Florida State, 2012
Blocked two kicks in a game.....	vs. Marshall, 2013
Scored special teams TD.....	@ Purdue, 2015
Scored defensive & special teams TD.....	@ Purdue, 2015
Played an overtime game.....	vs. Duke [4 OT], 2015

## INDIVIDUAL

Rushed for 200+ yards.....	253, Darren Evans, vs. Maryland, 2008
Rushed for 150-199 yards.....	157, J.C. Coleman, vs. Cincinnati, 2014
Two players rushed for 100 yards.....	NC State, 2010 (Darren Evans, 160 yds. & Tyrod Taylor, 121 yds.)
Three players rushed for 100 yards.....	@ South Carolina, 1974 Phil Rogers (120), Roscoe Coles (111) & George Heath (104)
Had 40+ carries.....	42, Cyrus Lawrence, vs. Memphis St., 1981
Had 30-39 carries.....	32, Ryan Williams, vs. NC State, 2009
Had 20-29 carries.....	29, Travon McMillian, vs. Duke, 2015
Had two players with 20+ carries.....	Logan Thomas (23) & Trey Edmunds (22) vs. Marshall, 2013
Rushed for 6 TDs.....	Tommy Francisco, vs. VMI, 1966
Rushed for 5 TDs.....	Lee Suggs, @ UCF, 2000
Rushed for 4 TDs.....	Trey Edmunds, @ Miami, 2013
Rushed for 3 TDs.....	David Wilson, vs. Appalachian State, 2011

Rushed for 2 TDs.....	Travon McMillian, vs. Duke (4 OT), 2015
Passed for 500+ yards.....	504, Bryan Randall, @ Syracuse, 2002
Passed for 300-499 yards.....	345, Michael Brewer, Boston College, 2014
Passed for 200-299 yards.....	270, Michael Brewer, vs. Duke (4OT), 2015
Two QBs each pass for 100+ yards.....	vs. Appalachian State, 2011 (Logan Thomas, 149 yds. & Mark Leal, 113 yds.)
Passed for 5 TDs.....	Bryan Randall, @ Syracuse, 2002
Passed for 4 TDs.....	Bryan Randall, vs. Florida A&M, 2004
Passed for 3 TDs.....	Michael Brewer, vs. Duke (4 OT), 2015
Passed for 2 TDs.....	Brenden Motley, @ Purdue, 2015
Two QBs with 2 TD passes apiece.....	Logan Thomas and Mark Leal vs. Appalachian State, 2011
Had 50+ pass attempts.....	56, Michael Brewer, vs. East Carolina, 2014
Had 40-49 pass attempts.....	45, Michael Brewer, vs. Duke (4 OT), 2015
Had 30-39 pass attempts.....	35, Brenden Motley, @ East Carolina, 2015
Had 20-29 pass attempts.....	23, Brenden Motley, @ Miami, 2015
Had 30+ pass completions.....	31, Michael Brewer, vs. Boston College, 2014
Had 20-29 pass comps.....	26, Michael Brewer, @ Pittsburgh, 2014
QB rush/pass for 100 yards.....	Logan Thomas, @ Miami, 2012 (124 rush, 199 pass)
Had 10+ receptions.....	10, Jarrett Boykin, vs. North Carolina, 2011
Had 250+ yards receiving.....	279, Ernest Wilford, @ Syracuse, 2002
Had 200-249 yards rec.....	213, Ricky Scales, @ Wake Forest, 1972
Had 100+ yards receiving.....	114, Isaiah Ford, vs. Georgia Tech, 2014
Two players with 100+ receiving.....	@ Miami, 2013 Joshua Stanford (107) & Willie Byrn (103)
Had 4 TD receptions.....	Ernest Wilford @ Syracuse, 2002
Had 3 TD receptions.....	Bucky Hodges, vs. Duke (4 OT), 2015
Had 2 TD receptions.....	Bucky Hodges, @ Purdue, 2015
Intercepted 3 passes.....	Kendall Fuller, vs. Duke, 2013
Intercepted 2 passes.....	Brandon Facyson, @ East Carolina, 2013
Returned a KO for TD.....	Demitri Knowles, @ UNC, 2012
Returned punt for TD.....	Kyshoen Jarrett, @ Pittsburgh, 2012
Returned an INT for TD.....	Andrew Motuapuaka, vs. Furman, 2015
Returned a fumble for TD.....	Chuck Clark, @Purdue, 2015
Returned blocked punt for TD.....	Adonis Alexander, @ Purdue, 2015
Returned blocked FG for TD.....	D.J. Parker, vs. GT, 2005
Returned blocked PAT for 2 pts.....	Stephan Virgil, vs. ECU, 2008
Blocked an extra point.....	Dadi Nicolas, vs. Miami, 2014
Blocked a FG.....	Vinny Mihota, vs. Pittsburgh, 2015
Blocked a punt.....	Terrell Edmunds, vs. Purdue, 2015
Scored a def. and special teams TD in a game.....	DeAngelo Hall vs. Arkansas St., 2002 (49-yd. INT & 69-yd. PR)
Returned two punts for TDs.....	DeAngelo Hall vs. Syracuse, 2003 (58 & 60 yds.)
Successful 2-point conversion.....	vs. Duke (4 OT), 2015 Travon McMillian rush
Made 6 FGs.....	Mickey Thomas, vs. Vanderbilt, 1989
Made 5 FGs.....	Chris Kinzer, vs. Vanderbilt, 1986
Made 4 FGs.....	Joey Slye, vs. Cincinnati, 2014
Made 3 FGs.....	Joey Slye, vs. Duke, 2015
Kicked a 60+ FG.....	61, Wayne Latimer, vs. Florida St., 1975
Kicked a 50-59 FG.....	56, Cody Journell, @ Boston College, 2013
Kicked a 40-49 FG.....	40, Joey Slye, vs. Duke (4 OT), 2015
Kicked two 40+ yards FGs in one game.....	Joey Slye, vs. Purdue, 2015
Kicked a 70+ punt.....	75, Michael Branthover, @ Duke, 2011
Kicked a 60-69 punt.....	60, A.J. Hughes, vs. Boston College, 2014

# THE LAST TIME AN OPPOSING TEAM OR PLAYER ...

## TEAM

Scored 70+ points.....77, Alabama 1973  
 Scored 60-69 points .....66, Washington & Lee, 1951  
 Scored 50-59 points .....52, California, 2003  
 Scored 40-49 points .....45, Duke (4 OT), 2015

Rushed for 500+ yards.....748, Alabama, 1973  
 Rushed for 400-499 yards .....461, Alabama, 1972  
 Rushed for 300-399 yards .....360, No. 1 Ohio State, 2015  
 Rushed for 200-299 yards .....258, Boston College, 2014  
 Had 50-99 yards rushing .....74, Wake Forest, 2014  
 Had FEWER than 50 yards rushing.....38, Virginia, 2014

Passed for 500+ yards..... NEVER  
 Passed for 400-499 yards .....427, East Carolina, 2014  
 Passed for 350-399 yards .....324, Miami, 2013  
 Had 50-99 yards passing .....92, Miami, 2014  
 Had FEWER than 50 yards passing.....20, Duke, 2008

Had 800+ yards in total offense.....833, Alabama, 1973  
 Had 700-799 yards in total offense ..... NEVER  
 Had 600-699 yards in total offense .....604, Syracuse, 2002  
 Had 500-599 yards in total offense .....572, No.1 Ohio State, 2015

Recorded a safety..... Boston College [2], 2008  
 Recorded a defensive TD.....Purdue, 2015  
 Shut out Tech .....Cincinnati, 1995  
 Blocked two kicks in a game .....Duke, 2006  
 Scored a special teams TD .....Alabama, 2013  
 Scored defensive & special teams TD.....Alabama, 2013

## INDIVIDUAL

Rushed for 200+ yards.....249, Duke Johnson, Miami, 2014  
 Rushed for 150-199 yards .....169, James Summers, East Carolina, 2015  
 Rushed for 100-149 yards .....109, Thomas Sirk, Duke (4 OT), 2015  
 Two players rushed for 100 yards .....Miami, 2014  
 Duke Johnson (249) & Gus Edwards (115)

Three players rushed for 100 yards..... NEVER  
 Had 40+ carries .....44, Paul Palmer, Temple, 1986  
 Had 35-39 carries .....38, Derrick Knight, Boston College, 2003  
 Rushed for 6 TDs.....Willis McGahee, Miami, 2002  
 Rushed for 5 TDs..... NEVER  
 Rushed for 4 TDs..... Chris Brantley, Rutgers, 1992  
 Rushed for 3 TDs.....Tevin Washington, Georgia Tech, 2011  
 Rushed for 2 TDs.....James Summers, East Carolina, 2015

Passed for 500+ yards..... NEVER  
 Passed for 400-499 yards .....427, Shane Carden, East Carolina, 2014  
 Passed for 300-399 yards .....324, Stephen Morris, Miami, 2013  
 Passed for 5 TDs..... NEVER  
 Passed for 4 TDs..... Thomas Sirk, Duke (4 OT), 2011  
 Passed for 3 TDs.....Shane Carden, East Carolina, 2014  
 Had 50+ pass attempts.....52, Matt Ryan, Boston College, 2007  
 Had 40-49 pass attempts .....40, Anthony Boone, Duke, 2014  
 Had 30-39 pass attempts .....39, Thomas Sirk, Duke, 2015  
 Had 30+ pass completions .....30, Dominique Davis, ECU, 2010  
 Had 20-29 pass comps .....23, Shane Carden, East Carolina, 2014  
 QB rush/pass for 100 yards..... Thomas Sirk, Duke (4 OT), 2015  
 270 yds passing, 109 yds rushing

Had 11+ receptions .....13, Andre Callender, Boston College, 2007  
 Had 250+ yards receiving ..... NEVER  
 Had 200-249 yards receiving .....224, Cam Worthy, East Carolina, 2014  
 Had 100+ yards receiving .....Two players, Cincinnati, 2014  
 Two players w/100+ yards receiving.....103, Chris Moore &  
 100, Shaq Washington, Cincinnati, 2014

Had 4 TD receptions..... Chris Brantley, Rutgers, 1992  
 Had 3 TD receptions.....Coby Fleener, Stanford, 2011  
 Had 2 TD receptions.....Max McCaffrey, Duke (4 OT), 2015

Intercepted 3 passes..... Aaron Beasley, West Virginia, 1994  
 Intercepted 2 passes.....Arti Burns, Miami, 2015

Returned a KO for TD .....Christion Jones, Alabama, 2013  
 Returned punt for TD .....William Likely, Maryland, 2013  
 Returned an INT for TD .....David Dean, Virginia, 2014  
 Returned/recovered a fumble for TD .....Ezechukwu, Purdue, 2015  
 Returned blocked punt for TD.....T.J. Lee, East Carolina, 2008  
 Returned blocked FG for TD ..... NEVER  
 Returned blocked PAT for 2 pts..... Nigel Bradham, FSU, 2010  
 Blocked an extra point .....Richard Ash, Western Michigan, 2014  
 Blocked a FG..... Connor Wujciak, Boston College, 2014  
 Blocked a punt .....Gabriel Terry, Miami, 2012  
 2-point conversion .....Florida State, 2012  
 Nick O'Leary pass from E.J. Manuel

Made 6 FGs..... NEVER  
 Made 5 FGs..... Alex Henery, Nebraska, 2009  
 Made 4 FGs.....Will Snyderwine, Duke, 2009  
 Made 3 FGs..... Ross Martin, Duke (4 OT), 2015  
 Kicked a 60+ FG ..... NEVER  
 Kicked a 50-59 FG.....53, Ross Martin, Duke, 2013  
 Kicked two 50+ FGs .....51 & 53, Ross Martin, Duke, 2013  
 Kicked a 40-49 FG.....41, Ross Martin, Duke (4 OT), 2015

Kicked a 70+ punt .....76, Alex Henery, Nebraska, 2009  
 Kicked a 60-69 punt .....60, Alexander Kinal, Wake Forest, 2014

## TURNOVERS

### The Last Time Tech ...

Lost two fumbles .....Virginia, 2014  
 Lost three fumbles .....Miami, 2014  
 Lost four fumbles .....Miami, 2005  
 Lost five or more fumbles.....5, Kentucky, 1977

Threw three interceptions.....@ Miami, Brenden Motley, 2015  
 Threw four interceptions ..... vs. Duke, 2013  
 Threw five interceptions..... vs. Virginia, 1994  
 Threw six or more interceptions .....7, vs. Florida St., 1959

### The Last Time an Opponent ...

Lost two fumbles .....Ohio State, 2015  
 Lost three fumbles .....NC State, 2009  
 Lost four fumbles .....Arkansas St., 2002  
 Lost five or more fumbles.....5, Clemson, 1985

Threw three interceptions.....Ohio State, 2014  
 Threw four interceptions .....Duke, 2013  
 Threw five interceptions.....Georgia Tech, 2007  
 Threw six or more interceptions .....6, Rutgers, 1998

## GAME ONE

 No. 1	OHIO STATE	42
	VIRGINIA TECH	24

Lane Stadium • Blacksburg, Va. • September 7, 2015 • Attendance: 65,632

**BLACKSBURG, Va.** — Ohio State quarterback Cardale Jones threw two touchdown passes and rushed for 99 yards, as the No. 1-ranked Buckeyes rallied from a small halftime deficit to defeat Virginia Tech 42-24 at Lane Stadium on Monday night.

Jones had a touchdown pass and a touchdown run in the second half, helping the Buckeyes avenge last season's 35-21 loss to the Hokies in Columbus, Ohio. Behind Jones, Ohio State amassed 572 yards of total offense.

Worse than the loss, Hokies quarterback Michael Brewer fractured his collarbone in the third quarter. He will undergo surgery on Tuesday and will miss at least 4-8 weeks.

Tech trailed 14-0, but rallied to take a 17-14 lead at halftime, scoring two second-quarter touchdowns. A 51-yard touchdown pass from Brewer to Sam Rogers got the Hokies on the board, and Tech cut the lead to 14-10 on Joey Slye's 46-yard field goal. Tech then took the lead on a 1-yard pass from Brewer to tight end Ryan Malleck with 15 seconds left in the first half.

Ohio State, though, quickly grabbed the lead in the second half, scoring on a 54-yard pass from Jones to Braxton Miller, a quarterback who missed last season because of an injury and was moved to receiver this past spring. On the ensuing possession, Brewer took a shot while attempting a pass and had to be helped from the field.

After Brewer's injury, the Hokies didn't amount much in the way of offense behind untested backup Brenden Motley. Tech amassed just 77 yards of offense after Brewer left the game, though Motley did throw a touchdown pass late in the game to Isaiah Ford.

Miller gave the Buckeyes a 28-17 lead on a 53-yard touchdown run with 2:05 left in the third quarter. Jones' 10-yard touchdown run with 12:26 left in the game essentially put the game away.

Jones completed 9 of 18 for 186 yards, with two touchdowns and an interception. Ezekiel Elliott rushed for 122 yards on 11 carries, including an 80-yard touchdown run, and Miller rushed for 62 yards on six carries and a touchdown. He also caught two passes for 72 yards and a score.

Brewer completed 11 of 16 for 156 yards and two touchdowns for the Hokies. Motley completed 4 of 9 for 36 yards, with a touchdown and an interception.

## GAME NOTES

- Five true freshman saw action vs. Ohio State for the Hokies.
- Tech sold out its first home game since (10/5/13) vs. UNC (attendance of 65,632).
- Michael Brewer had a career-long 51 yard pass for a touchdown to Sam Rogers.
- Brendan Motley set career-highs in passing attempts (9), completions (4), yards (36) and his first TD.

## FINAL STATISTICS

	1	2	3	4	F
OHIO STATE	14	0	14	14	- 42
VIRGINIA TECH	0	17	0	7	- 24

OSU (9:44 re 1st) - Curtis 24 pass from Jones (Willoughby kick)  
 OSU (6:39 re 1st) - Elliott 80 yard run (Willoughby kick)  
 VT (13:13 re 2nd) - Rogers 51 yard pass from Brewer (Slye kick)  
 VT (7:05 re 2nd) - Slye 46 yard field goal  
 VT (0:15 2nd) - Malleck 1 yard pass from Brewer (Slye kick)  
 OSU (13:53 3rd) - Miller 54 yard pass from Jones (Willoughby kick)

OSU (02:05 re 3rd) - Miller 53 yard rush (Willoughby kick)  
 OSU (11:40 re 4th) - Jones 10 yard rush (Willoughby kick)  
 OSU (8:14 re 4th) - Thomas 24 yard pass from Jones10 (Willoughby kick)  
 VT (1:55 re 4th) - Ford 17 yard pass from Motley (Slye kick)

## TEAM STATS

	VT	OSU
First downs	18	21
Rushing yds.	44-128	37-360
Passing yds.	192	212
Return yds.	75	13
Passes	15-25-1	9-18-1
Punts-avg.	7-43.1	3-38.7
Fumbles-lost	1-1	2-2
Penalties-yds.	5-50	6-58
Time of poss.	32:52	27:08

## INDIVIDUAL STATS

**Rushing** — VT, Rogers 3-23, McMillian 6-27, Coleman 12-43, Motley 7-30, Edmunds 11-31, Brewer 4-9, Stroman 1-(-4); OSU, Barrett 1-40, Elliott 11-124, Jones 13-99, Miller 6-62, Dunn 1-12, Ball 3-16, Samuel 1-10, Team 1-(-1)).

**Passing** — VT, Brewer 11-16-0 156, Motley 4-9-1 36; OSU, Jones 9-18-1 186, Barrett 1-1-0 26.

**Receiving** — VT, Malleck 4-48, Rogers 3-66, Ford 3-61, Phillips 2-4, McMillian 2-5, Edmunds 1-8; OSU, Miller 2-78, Thomas 2-46, Elliot 2-16, Samuel 2-32, Dixon 1-29, Vannett 1-11

## GAME TWO

	FURMAN	3
	VIRGINIA TECH	42

Lane Stadium • Blacksburg, Va. • September 12, 2015 • Attendance: 60,118

**BLACKSBURG, Va.** — Coming off a short week and playing a quarterback who came into the season as the backup left Virginia Tech fans feeling that disaster loomed on the horizon.

But Brenden Motley took away those doubts.

Making his first collegiate start, Motley threw two touchdown passes and rushed for a touchdown to lead the Hokies past Furman 42-3 on Saturday afternoon.

Motley started in place of injured Michael Brewer, who broke his collarbone in the Hokies' Monday night loss to No. 1 Ohio State. Brewer underwent surgery on Tuesday and is expected to miss the next 4-6 weeks, perhaps longer.

Enter Motley, a redshirt junior who played his high school ball at nearby Christiansburg High School. He completed 16 of 24 passes for 233 yards, and he also rushed for 38 yards on four carries.

Mostly behind Motley, Virginia Tech (1-1) finished with 583 yards of total offense, the Hokies' most in a game since 2010 and their most under offensive coordinator Scot Loeffler, who took over in 2013. Virginia Tech had a balanced attack, running for 299 yards and throwing for 284.

Much of that came in the second half. The Hokies had 371 yards in the final 30 minutes, including 200 on the ground.

Tech led 14-0 and broke open the game with three third-quarter touchdowns. He threw 1-yard and 32-yard touchdown passes to Isaiah Ford sandwiched around a 1-yard touchdown run by Trey Edmunds — his first touchdown run since November of 2013.

Those touchdowns gave the Hokies a 35-3 advantage going to the fourth quarter. Tech's final score came on a 4-yard run by freshman Dwayne Lawson, arguably the Hokies' top recruit in the 2015 class.

Andrew Motuapuaka's interception return for a touchdown — his second career touchdown — headlined a Tech defense that forced three turnovers and held Furman to 254 yards.

Travon McMillian paced the Hokies' rushing attack with 98 yards on six carries, while Lawson finished with 51 on nine carries. Cam Phillips and Ford each caught five passes for 86 and 77 yards, respectively.

## GAME NOTES

- Isaiah Ford tied a career-high with two TD receptions.
- Tech had its most offensive yards under Scot Loeffler with 583. Most since a 2010 win over Wake Forest.
- Brenden Motley made his first career start and set career-highs in passing attempts (24), completions (16), yards and TDs (2).
- Freshman Travon McMillian ran for a team-high and a career-high 98 yards.

## FINAL STATISTICS

	1	2	3	4	F
FURMAN	0	0	3	0	- 3
VIRGINIA TECH	7	7	21	7	- 42

VT (08:49 re 1st) - Motuapuaka 18 yd Interception (Slye Kick)  
 VT (13:53 re 2nd) - Motley 4 yd Rush (Joey Slye Kick)  
 VT (12:45 re 3rd) - Ford 1 yd Pass From Motley (Iye Kick)  
 FUR (09:42 re 3rd) - Hollingsworth 49-yard FG  
 VT (6:07 re 3rd) - Edmunds 1 yd Rush (Santamaria Kick)  
 VT (4:48 re 3rd) - Ford 32 yd Pass From Motley (Santamaria Kick)  
 VT (05:15 re 4th) - Lawson 4 yd Rush (Santamaria Kick)

## INDIVIDUAL STATS

**Rushing** — VT, McMillian 6-98, Coleman 3-15, Motley 4-38, Edmunds 9-41, Lawson 9-51, Durkin 4-25, McKenzie 5-24, Ford 1-7; FURMAN, Luke 10-79, Wilcox 4-21, Cain 6-16, Blazejowski 4-12, Robinson 1-7, Hannon 13-3, Sanders 2-0, Suttles 1-(-2)

**Passing** — VT, Motley 16-24-0 233, Lawson 3-7-0 51; FURMAN, Hannon 7-21-2 84, Blazejowski 2-4-0 34, TEAM 0-1-0



**Receiving** - VT, Phillips 5-86, Ford 5-77, Hodges 2-48, McMillian 2-11, Malleck 2-11, Cline 1-31, Asante 1-13, Knowles 1-7; FURMAN, Suttles 3-29, Schumpert 2-23, Snellings 2-23, Mall 1-27, Wilcox 1-11, Luke 0-5

## TEAM STATS

	VT	FURMAN
First downs	25	17
Rushing yds.	41-299	41-136
Passing yds.	284	118
Return yds.	28	0
Passes	19-31-0	9-26-2
Punts-avg.	4-39.8	7-36.4
Fumbles-lost	0-0	2-1
Penalties-yds.	11-114	6-50
Time of poss.	29:22	30:38



## GAME THREE

	VIRGINIA TECH	51
	PURDUE	24

Ross-Ade Stadium • West Lafayette, Ind. • September 19, 2015 • Attendance: 45,759

**WEST LAFAYETTE, Ind.** — Tech quarterback Brenden Motley threw two touchdown passes and ran for one, and Tech's defense and special teams also scored as the Hokies pulled away from the Boilermakers 51-24 at Ross-Ade Stadium on Saturday afternoon.

With the win, Tech moved to 2-1 on the season. Purdue fell to 1-2.

Motley, making his second straight in place of injured quarterback Michael Brewer, completed 15 of 23 for 220 yards, with the touchdown and no interceptions. Behind Motley, Tech amassed 471 yards of total offense — a balanced 238 rushing and 233 passing — and played the main role in the Hokies scoring 27 straight points to break open a close game.

Defensively, Chuck Clark returned a fumble for a touchdown for the Hokies, and Terrell Edmunds' blocked punt in the third quarter was returned by Anthony Shegog for a touchdown.

This game marked the first time since the Clemson game in 2007 that the Hokies scored in all three phases of the game.

Tech grabbed the lead for good on a 5-yard touchdown run by Motley with 1:08 left in the first half that gave the Hokies a 24-17 edge. The Hokies then put the game away with 17 third-quarter points.

An 82-yard kickoff return by Der'Woun Greene to open the second half led to a 42-yard field goal by Joey Slye that gave the Hokies a 27-17 lead. Then on Tech's next possession, a 42-yard drive ended when J.C. Coleman scored from a yard out. Slye's extra point gave Tech a 34-17 bulge with 5:10 left in the third quarter.

The Hokies closed the quarter with Edmunds' blocked punt. Shegog picked up the loose ball and ran it back 15 yards for a touchdown, and Slye's extra point gave the Hokies a 41-17 advantage with a minute left in the quarter.

Slye added a field goal in the fourth quarter and a 3-yard touchdown pass from Motley to Bucky Hodges — their second hookup of the day — accounted for the final margin.

Tech's defense held the Boilermakers to just 265 yards of offense. Purdue quarterback Austin Appleby completed just 9 of 28 for 110 yards, with two interceptions.

Slye made three field goals for the Hokies, who also got six receptions and 128 yards from Isaiah Ford. Trey Edmunds paced Tech's 238-yard rushing day with 72 yards on nine carries.

## GAME NOTES

- This game marked the first time since the Clemson game in 2007 that the Hokies scored in all three phases of the game.
- It was the highest point total for Tech since they had 52 points against Wake Forest in 2010.
- Most points in back-to-back games since 2010 against Central Michigan and Wake Forest.
- Bucky Hodges had a career-high two TD receptions. Had one TD catch seven previous times in his career.

## FINAL STATISTICS

	1	2	3	4	F
VIRGINIA TECH	10	14	17	10	- 51
PURDUE	7	10	0	7	- 24

VT (10:53 re 1st) - 35-yard FG by Slye  
 VT (10:02 re 1st) - Clark 20-yard fumble return (Slye kick)  
 PUR (06:56 re 1st) - Appleby 2-yard rush (Griggs kick)  
 PUR (14:03 re 2nd) - Ezechukwu 90 yd fumble return  
 PUR (02:24 re 2nd) - Griggs, Paul 34 yd field goal  
 VT (01:08 re 2nd) - Brenden Motley 5 yd Rush (Slye Kick)  
 VT (13:53 re 3rd) - Slye 42 yd field goal  
 VT (05:10 re 3rd) - Coleman 1 yd rush (Slye kick)

VT (1:00 re 3rd) - Shegog 15 yd Blocked Punt Return (Slye Kick)  
 VT (13:34 re 4th) - Slye 46 yd field goal  
 PUR (07:02 re 4th) - Jones 60 yd Rush (Griggs Kick)  
 VT (02:04 re 4th) - Hodges 3 yd pass from Motley (Slye kick)

## INDIVIDUAL STATS

**Rushing** — VT, Edmunds 9-72, McMillian 9-55, Coleman 10-46, , Motley 15-24, Lawson 4-5, McKenzie 8-26, Rogers 1-15; PURDUE, Jones 6-90, Burgess 1-29, Knox 8-16, Appleby 13-11, TEAM 1-(-2)



**Passing** — VT, Motley 15-23-0 220, Lawson 0-1-0 0; PURDUE, Appleby 9-28-2 110, Blough 3-7-0 11

**Receiving** - VT, Ford 6-128, Phillips 3-26, Hodges 3-11, Rogers 2-15, Malleck 1-40, Motley 1-13; PURDUE, Anthop 3-43, Herdman 2-13, Posey 2-27, Yancey 2-24, Jones 1-1, Phillips 1-3, Knox 1-8

## TEAM STATS

	VT	PURDUE
First downs	20	9
Rushing yds.	56-238	29-144
Passing yds.	233	121
Return yds.	186	87
Passes	16-26-0	12-35-2
Punts-avg.	5-41.6	7-42.3
Fumbles-lost	5-1	2-1
Penalties-yds.	11-87	10-79
Time of poss.	38:11	21:49

## GAME FOUR

	VIRGINIA TECH	28
	EAST CAROLINA	35

Dowdy-Ficklen Stadium • Greenville, N.C. • September 26, 2015 • Attendance: 50,514

**GREENVILLE, N.C.** — East Carolina quarterback James Summers rushed for 169 yards and threw for 110 yards, helping the Pirates rally from a 14-0 deficit to beat Virginia Tech 35-28 in a non-conference game at Dowdy-Ficklen Stadium on Saturday.

The loss marked the Hokies' second straight to the Pirates, who downed the Tech in Blacksburg last year. Tech lost in Greenville, North Carolina, for the first time since 1992.

"The good thing for us is we're getting ready to enter conference play," Tech coach Frank Beamer said. "Everything is still there ... the ACC championship, the Orange Bowl ... the whole deal is still there. But we've got to become a better football team to enter into that mix. It's very obvious what we need to do."

East Carolina scored 28 consecutive points at one stretch after the Hokies scored two touchdowns off Pirate turnovers.

Tech trailed 35-21 after a 41-yard touchdown run by Summers with 3:43 left in the third quarter. The Hokies cut into that lead, getting a 5-yard touchdown run by Brenden Motley with 8:18 left in the game. The big play came on a 60-yard completion from Motley to Cam Phillips, and the touchdown capped a 95-yard drive.

Tech had two more chances to score in the final five minutes. One drive ended when Bucky Hodges couldn't corral a fourth-down pass from Motley that would have given the Hokies a first down in ECU territory. The final chance came at the end of the game when Tech got the ball to its 41 and tried a "Hail Mary" that fell incomplete.

Motley led the Hokies with 366 of their 439 yards of offense. He completed 20 of 35 for 281 yards, with a touchdown and an interception. He also rushed for 85 yards and a score.

Summers, who went into the game as the backup to Blake Kemp, rushed for his 169 yards on 21 carries, and he completed 5 of 8 for the 110 yards and a score. East Carolina finished 410 yards.

## GAME NOTES

- Tech trailed for the first time all season at halftime, 21-14.
- Isaiah Ford became the fastest player to 1,000 receiving yards under Frank Beamer, passing Andre Davis.
- Motley became the first Tech quarterback under Beamer to score a rushing touchdown or throw for at least 200 yards in each of his first three starts.
- The Hokies' defense allowed its first touchdown in the season quarter.

## FINAL STATISTICS

	1	2	3	4	F
VIRGINIA TECH	14	0	7	7	- 28
EAST CAROLINA	14	7	14	0	- 35

VT (11:18 re 1st) - Edmunds 1-yd rush (Slye kick)  
 VT (07:13 re 1st) - Malleck 7-yd pass from Motley (Slye kick)  
 ECU (04:33re 1st) - Kemp 3-yd rush (Plowman kick)  
 ECU (00:16 re 1st) - Brown 11-yd pass from Kemp (Plowman kick)  
 ECU (10:02 re 2nd) - Summers 5-yd rush (Plowman kick)  
 ECU (10:09 re 3rd) - Jones 26 yd pass from Summers (Plowman kick)  
 VT (06:47 re 3rd) - Rogers 2 yd rush (Slye kick)

ECU (03:43 re 3rd) - Summers 41 yd rush (Plowman kick)  
 VT (08:18 re 4th) - Motley 5 yd rush (Slye kick)

## TEAM STATS

	VT	ECU
First downs	20	19
Rushing yds.	42-158	43-182
Passing yds.	281	228
Return yds.	17	79
Passes	20-35-1	14-20-1
Punts-avg.	5-39.2	5-41.2
Fumbles-lost	0-0	3-1
Penalties-yds.	11-89	7-97
Time of poss.	33:10	26:50



## INDIVIDUAL STATS

**Rushing** — VT, , Motley 19-85, McMillian 5-30, Coleman 7-13, Ford 1-10, Edmunds 5-9, Lawson 1-4, Rogers 4-8; ECU, Summers 21-169, Kemp 4-15, Hairston 15-3, Furlow 1-(-1), TEAM 2-(-4)

**Passing** — VT, Motley 20-35-1 281; ECU, Kemp 9-12-1 118, Summers 5-8-0 110

**Receiving** - VT, Ford 8-95, Phillips 3-78, Hodges 5-73, Rogers 1-6, Malleck 2-21, McMillian 1-8; ECU, Brown 4-44, Grayson 3-53, Johnson 3-55, Jones 2-55, Williams 2-21

## GAME FIVE

	PITTSBURGH	17
	VIRGINIA TECH	13

Lane Stadium • Blacksburg, Va. • October 3, 2015 • Attendance: 49,120

**BLACKSBURG** — Pittsburgh rushed for 166 yards and its defense held the Hokies in check for much of the game, enabling the Panthers to knock off Virginia Tech 17-13 in the ACC opener for both schools.

The win marked just Pittsburgh's second in Blacksburg — the other one came in 2002 — and sent the Hokies to their second straight loss. Pittsburgh is now 3-1 overall, 1-0 in the ACC. Tech is 2-3, 0-1.

Tech cut a 17-10 lead to 17-13 on a 48-yard field goal by Joey Slye with 13:20, but the Hokies couldn't get any closer. Their next three drives ended in an interception, a punt and an interception.

Tech finished with only 100 yards of total offense, including just nine rushing. Brenden Motley was sacked seven times, and he completed 9 of 20 for 91 yards, with a touchdown and three interceptions.

Pittsburgh finished with 276 yards of offense. Tailback Qadree Ollison rushed for 122 yards on 19 carries and a touchdown. Peterman completed 9 of 15 for 110 yards, with the touchdown and no interceptions. Pittsburgh only turned the ball over once.

Tech trailed the entire game, spotting the Panthers a 10-0 lead in the first quarter, with Pittsburgh getting a 45-yard field goal from Chris Blewitt and a 23-yard touchdown pass from quarterback Nate Peterman to tight end J.P. Holtz.

Off to a slow start, the Hokies finally put together a good drive spanning the first and second quarters. A 12-play, 83-yard drive that took more than six minutes ended when Motley hit Cam Phillips for an 11-yard touchdown play. The big play on the drive, though came two plays earlier when, on third-and-17 from the Pittsburgh 40, Motley completed a 28-yard pass to tight end Bucky Hodges for a first down. Slye's extra point following the touchdown cut the Pittsburgh lead to 10-7 with 11:38 left in the half.

Pittsburgh wasted little time in getting going in the second half. Ollison rumbled 43 yards on the Panthers' first play from scrimmage, giving Pittsburgh a first down at the Tech 25. On the next play, he scored, and Blewitt's extra point gave the Panthers a 17-7 lead.

Tech sliced into that lead midway through the third quarter. Andrew Motuapuaka forced Ollison to fumble, and the Hokies' Terrell Edmunds recovered and returned it to the Pittsburgh 23. The drive stalled, but the Hokies got a 43-yard field goal from Joey Slye to cut the lead to 17-10 with 6:03 left in the third quarter.

That turned out to be their last score. On the final eight plays from scrimmage, Tech's offense turned the ball over twice and gave up three sacks.

## GAME NOTES

- Tech had its lowest offensive output of 100 yards since Beamer's first game vs. Clemson in 1987.
- Virginia Tech blocked its 136th kick and 41st field goal under Beamer.
- Joey Slye made a season-long 48 yard field goal.
- The Hokies have forced a turnover so far in every game in 2015.

## FINAL STATISTICS

	1	2	3	4	F
PITTSBURGH	10	0	7	0	- 17
VIRGINIA TECH	0	7	3	3	- 13

PITT (09:12 re 1st) - Blewitt 45-yd field goal

PITT (3:15 re 1st) - Holtz 23-yd pass from Peterman (Blewitt kick)

VT (11:38 re 2nd) - Phillips 11-yd pass from Motley (Slye kick)

PITT (14:15 re 3rd) - Ollison 25-yd rush (Plowman kick)

VT (06:03 re 3rd) - Slye 43-yd field goal

VT (13:20 re 4th) - Slye 48-yd field goal

## TEAM STATS

	VT	PITT
First downs	12	15
Rushing yds.	33-9	46-166
Passing yds.	91	110
Return yds.	18	39
Passes	9-20-3	9-15-0
Punts-avg.	5-45.2	6-38.8
Fumbles-lost	4-1	1-0
Penalties-yds.	8-60	5-40
Time of poss.	34:00	26:00

## INDIVIDUAL STATS

**Rushing** — VT, , Motley 17-(-14), McMillian 6-14, Coleman 5-3, Edmunds 2-5, Rogers 2-2; TEAM 1-(-1) PITT, Ollison 19-125, Voytik 5-37, James 5-6, Peterman 15-4, TEAM 2-(-3)

**Passing** — VT, Motley 9-20-3 91; PITT, Peterman 9-15-0 115

**Receiving** - VT, Phillips 3-20, Hodges 2-42, Ford 2-21 Rogers 1-2, McMillian 1-6; PITT, Boyd 5-48, Orndoff 2-34, Holtz 1-23, Ford 1-5

## GAME SIX

	NC STATE	13
	VIRGINIA TECH	28

Lane Stadium • Blacksburg, Va. • October 9, 2015 • Attendance: 61,183

**BLACKSBURG** — Virginia Tech quarterback Brenden Motley threw three touchdown passes to Isaiah Ford, and the Hokies rushed for 200 yards, as they notched a much-needed 28-13 victory over ACC foe NC State on Friday night.

For the second straight game, Tech found itself behind 10-0 in the first half. NC State got on the board on its opening drive, getting a 33-yard field goal by Kyle Bambard and an 8-yard scoring pass from quarterback Jacoby Brissett to Jumichael Ramos.

But Tech's defense responded after that, holding the Wolfpack to just a field goal the rest of the game. In fact, the Wolfpack amassed just 125 yards in the final three quarters and finished with just 270 yards for the game.

The Hokies' defense also held NC State quarterback Jacoby Brissett in check. Brissett threw for just 113 yards and his streak of passes without an interception ended at 241 when Adonis Alexander intercepted him in the fourth quarter.

Tech's offense exploded in the second quarter, scoring on three straight possessions — all ending on touchdown passes from Motley to Ford. Motley's 27-yard touchdown pass to Ford with 10:41 left in the first half cut the NC State lead to 10-7 and then his 5-yard touchdown pass to Ford with 5:54 left in the first half gave Tech a lead it would not relinquish.

A 2-yard touchdown pass to Ford with 18 seconds left gave the Hokies a 21-10 lead at halftime. Ford became the first Tech receiver since Ernest Wilford in 2002 (Syracuse) to catch at least three touchdown passes in a game. Wilford caught four in the Hokies' triple overtime loss to the Orangemen.

NC State added a field goal in the third quarter, but the Hokies put the game way midway through the fourth quarter. Leading 21-13 and taking over at their own 12, they drove to their own 41 before Motley handed the ball off to Travon McMillian on a second-down play. McMillian broke down the left sideline, hurdled a tackler and went 59 yards for a touchdown that gave Tech a 28-13 lead with 6:54 left in the game.

NC State tried to respond, driving to the Tech 32. But on fourth down, quarterback Jacoby Brissett's pass in the end zone was broke up by the Hokies' Brandon Facyson, and Tech took over on downs, essentially sealing the game.

Tech finished with 358 yards of offense. Motley completed 14 of 28 for 158 yards, with the three touchdown passes to Ford and no interceptions. McMillian set career highs in yards (96) and carries (11).

## GAME NOTES

- Isaiah Ford became the fastest Tech player to 10 TD receptions and the first to ever have three TD catches in one quarter.
- The Hokies erased the largest deficit so far this season at 10 points.
- Virginia Tech is 4-0 now in Friday night games.
- With his three TD passes in the second quarter, Motley became the third QB under Beamer to toss three TD passes in one quarter.

## FINAL STATISTICS

	1	2	3	4	F
NC STATE	3	7	3	0	- 13
VIRGINIA TECH	0	21	0	7	- 28

NCSU (09:52 re 1st) - Bambard 33 yd field goal

NCSU (13:56 re 2nd) - Ramos 8 yd pass from Brissett (Bambard kick)

VT (11:41 re 2nd) - Ford 27-yd pass from Motley (Slye kick)

VT (05:54 re 2nd) - Ford 5 yd pass from Motley (Slye kick)

VT (00:18 re 2nd) - Ford 2 yd pass from Motley (Slye kick)

NCSU (00:56 re 3rd) - 33 yd Bambard field goal

VT (06:54 re 4th) - 59 yd run (Slye kick)

## TEAM STATS

	VT	NCSU
First downs	20	17
Rushing yds.	36-200	40-157
Passing yds.	158	113
Return yds.	21	68
Passes	14-29-0	12-25-1
Punts-avg.	6-45.7	6-44.7
Fumbles-lost	1-0	0-0
Penalties-yds.	7-48	9-81
Time of poss.	27:13	32:47



## INDIVIDUAL STATS

**Rushing** — VT, Motley 9-44, McMillian 11-97, Stroma 4-9, Rogers 8-57, Hughes 1-4; NCSU, Dayes 14-66, Brissett 11-39, Samuels 7-33, Gallaspy 4-13, Hines 3-7, TEAM 1-(-1)



**Passing** — VT, Motley 14-28-0 158; NCSU, Brissett 12-25-1 113

**Receiving** - VT, Phillips 5-60, Hodges 2-33, Ford 4-39, McMillian 2-16, Coleman 1-10; NCSU, Dayes 3-0, Samuels 2-29, Alston 2-27, Ramos, 2-12, Hines, 1-17, Grinnage, 1-15, Cherry 1-4

## GAME SEVEN

	VIRGINIA TECH	20			
	MIAMI	30			
Sun Life Stadium • Miami, Fla. • October 17, 2015 • Attendance: 50,787					
<p><b>MIAMI GARDENS, Fla.</b> — Virginia Tech turned the ball over four times, and that turned out to be the difference in the game, as Miami converted those turnovers into 10 points and knocked off the Hokies 30-20 in an ACC game played Saturday at Sun Life Stadium.</p> <p>With the loss, the Hokies fell to 3-4 on the season, 1-2 in ACC play. Miami moved to 4-2 overall, 1-1 in the league.</p> <p>Michael Brewer, who hadn't played since fracturing his clavicle in the season opener against Ohio State, came into this game toward the end of the third quarter after starter Brenden Motley had committed his third turnover. A Motley interception with 3:34 left in the third led to a 21-yard field goal by Miami kicker Michael Badgley that gave the 'Canes a 23-13 lead with 58 seconds left in the quarter.</p> <p>The Hokies managed to slice into Miami's lead on a 33-yard pass from Brewer to Isaiah Ford, and Joey Slye's extra point cut the lead to 23-20 with 7:20 remaining.</p> <p>But Tech's defense couldn't get a stop. Miami drove 75 yards in nine plays on the ensuing possession and scored on a 2-yard touchdown pass from quarterback Brad Kaaya to Rashawn Scott with 2:44 remaining. Badgley's extra point basically sealed the game.</p> <p>The Hokies finished the game with 361 yards of offense. Motley completed 14 of 23 for 136 yards, with a touchdown and two interceptions, while Brewer completed 3 of 4 for 65 yards, with a touchdown and an interception. Tailback Travon McMillian led the Hokies' ground game with a career-best 99 yards, and he also caught a touchdown pass from Motley.</p> <p>Kaaya paced Miami's attack. He completed 19 of 30 for 296 yards, with two touchdowns and no interceptions. Miami finished with 395 yards of offense.</p> <p>Motley's fumble on the second play from scrimmage led to a 3-yard touchdown run by Miami tailback Joe Yearby to give the 'Canes a 7-0 lead. The two teams then swapped field goals before the Hokies tied the game on Motley's 9-yard touchdown pass to McMillian.</p> <p>Tech appeared to be in great shape heading into halftime, tied with Miami at 13. The 'Canes faced a third-and-20 from their own 11, but quarterback Brad Kaaya completed a 45-yard pass to Herb Waters. Three plays later, a roughing-the-passer penalty on Tech gave the 'Canes 15 more yards.</p> <p>In the end, Miami took advantage of Tech's mistakes. With 4 seconds left, Kaaya threw a 7-yard touchdown pass to Rashawn Scott, and the extra point gave Miami a 20-13 lead at the break.</p>					
GAME NOTES					
<ul style="list-style-type: none"><li>• Deon Clarke, Ken Ekanem and Dadi Nicolas all have started 20 consecutive games</li><li>• Tech extended its scoring streak to 263 straight games</li><li>• The Hokies lost for the first time wearing the special military-inspired helmets (3-1).</li></ul>					
FINAL STATISTICS					
	1	2	3	4	F
VIRGINIA TECH	10	3	0	7	- 20
MIAMI	10	10	3	7	- 30
MIA (12:03 re 1st) - Yearby 3 yd rush (Badgley kick) VT (08:45 re 1st) - Slye 30 yd field goal MIA (03:43 re 1st) - Badgley 24 yd field goal VT (00:00 re 1st) - McMillian 9 yd pass from Motley (Slye kick) MIA (09:44 re 2nd) - Badgley 49 yd field goal VT (00:58 re 2nd) - Slye 38 yd field goal MIA (00:04 re 2nd) - Scott 7 yd pass from Kaaya (Badgley kick) MIA (00:58) - Badgley 21 yd field goal VT (07:20) - Ford 33 yd pass from Brewer MIA (02:44) - Scott 2 yd pass from Kaaya (Badgley kick)					
TEAM STATS			INDIVIDUAL STATS		
	VT	MIAMI	<u>Rushing</u> — VT, McMillian 16-99, Motley 11-26, Edmunds 3-13, Rogers 5-22; MIA, Yearby 19-60, Walton 12-37, Coley 1-15, Tucker 1-2, Kayaa 4-(-9), TEAM 2-(-6)		
First downs	20	20	<u>Passing</u> — VT, Motley 14-23-3 136, Brewer 3-4-1 65; Miami, Kaaya 19-30-0 296		
Rushing yds.	35-160	39-99	<u>Receiving</u> - VT, Ford 4-76, Phillips 4-26, Hodges 2-41, McMillian 3-16, Malleck 2-35, Kline 2-7; MIA, Coley 4-63, Scott 4-31, Waters 3-89, Yearby, 3-51, Njoku 3-50, Herndon 2-12		
Passing yds.	160	99			
Return yds.	79.5	11			
Passes	17-27-3	19-30-0			
Punts-avg.	2-45.7	4-40.5			
Fumbles-lost	2-1	2-0			
Penalties-yds.	8-69	9-81			
Time of poss.	27:52	32:08			

## GAME EIGHT

	No. 23 DUKE	45							
	VIRGINIA TECH	43							
Lane Stadium • Blacksburg, Va. • October 24, 2015 • Attendance: 63,257									
<p><b>BLACKSBURG</b> — Virginia Tech tailback Travon McMillian rushed for a career-high 142 yards, but it wasn't enough as the Hokies came up on the losing end of a 45-43 four-overtime affair with the No. 23 Duke Blue Devils on Saturday afternoon at Lane Stadium.</p> <p>Duke quarterback Thomas Sirk threw a 25-yard touchdown pass to Erich Schneider in the fourth overtime and then ran in the two-point conversion to give the wild win in the first four-overtime game in ACC history.</p> <p>With the loss, Tech fell to 3-5 overall, 1-3 in the ACC. Duke moved to 6-1 overall, 3-0 in league play.</p> <p>The Hokies had taken a 43-37 lead on a 1-yard touchdown run by McMillian to start the fourth overtime. Tech went for two points, as required by NCAA rules, but quarterback Michael Brewer's pass attempt to Isaiah Ford was broken up by a Duke defender.</p> <p>Duke immediately went to work. On the Blue Devils' first play, Sirk lofted a strike to Schneider, who scored, and then he ran in the two-point conversion for the win.</p> <p>Tech lost despite out-gaining Duke 452-449. Led by McMillian, the Hokies rushed for 182 yards. McMillian carried the ball a career-high 29 times and scored twice.</p> <p>Tech trailed 24-16 after Duke's Ross Martin hit a 41-yard field goal with 11:48 left in regulation. But the Hokies managed to tie the game by going 83 yards in 12 plays. The drive ended when Brewer threw a 23-yard touchdown pass to tight end Bucky Hodges with 2:07 remaining. McMillian's run — after two Duke pass interference penalties — gave the Hokies the two points they needed to tie the game.</p> <p>Brewer completed 24 of 45 for 270 yards, with three touchdowns. He threw touchdown passes of 16, 23 and 11 yards to Hodges, who finished with five catches for 101 yards. It marked the first 100-yard receiving game of Hodges' career.</p> <p>Sirk paced Duke's attack, throwing for 270 yards and four touchdowns. He also rushed for 109 yards on 18 carries.</p>									
GAME NOTES									
<div><div>• The last time Tech lost scoring 40+ points was a 52-49 defeat to California on Dec. 26, 2003 at the Insight Bowl in Phoenix, Arizona.</div><div>• Bucky Hodges had a career-high 101 yards receiving and 3 TDs.</div><div>• The 4 OTs set a school record for Tech and is the most played in an ACC game.</div><div>• Scored on the longest touchdown drive under head coach Frank Beamer in terms of time of possession (9:46) and plays (20).</div></div>									
FINAL STATISTICS									
	1	2	3	4	OT	2OT	3OT	4OT	F
DUKE	14	0	7	3	3	7	3	8	- 43
VIRGINIA TECH	7	3	6	8	3	7	3	6	- 45
<div><div>DU (9:49 re 1st) - McCaffrey 1 yd pass from Sirk (Martin kick)</div><div>VT (7:21 re 1st) - Hodges 16 yd pass from Brewer (Slye kick)</div><div>DU (4:51 re 1st) - McCaffrey 16 yd pass from Sirk (Martin kick)</div><div>VT (13:07 re 2nd) - Slye 44 yd field goal</div><div>DU (10:17 re 3rd) - Wilson 58 yd run (Martin kick)</div><div>VT (00:27 re 3rd) - McMillian 2 yd run (Motley 2-pt failed)</div><div>DU (11:48 re 4th) - Martin 41 yd field goal</div><div>VT (2:07 re 4th) - Hodges 23 yd pass from Brewer (McMillian rush)</div><div>DU (OT) Martin 38 yd field goal</div><div>VT (OT) Slye 37 yd field goal</div><div>VT (2 OT) Hodges 11 yd pass from Brewer (Slye kick)</div><div>DU (2 OT) Nash 4 yd pass from Sirk</div><div>DU (3 OT) Martin 20 yd field goal</div><div>VT (4 OT) McMillian 1 yd run (Brewer pass failed)</div><div>DU (4 OT) Schneider 25 yd pass from Sirk (Sirk rush)</div></div>									
TEAM STATS					INDIVIDUAL STATS				
	VT	DUKE	Rushing — VT, McMillian 29-142, Rogers 8-34, Edmunds 5-13, Motley 2-8, Stroman 1-4, Brewer 8-(-12); DUKE, Sirk 18-109, Wilson 4-60, Powell 7-15, Boehme 2-2, Duncan 1-(-7).						
First downs	20	18	Passing — VT, Brewer 24-25-0 270, Motley 0-1-0, Ford, 0-1-0; DUKE, Sirk 19-39-0 270, Boehme 0-1-0						
Rushing yds.	53-182	32-179	Receiving - VT, Phillips 3-23, Hodges 5-101, Ford 9-67, Malleck 4-43, McMillian 1-2, Rogers 2-34; DUKE, McCaffrey 6-94, Barnes 5-47, Nash 3-72, Schneider 3-40, Reeves 2-17						
Passing yds.	270	270							
Return yds.	71	27							
Passes	24-47-0	19-40-0							
Punts-avg.	7-45.4	5-42.2							
Fumbles-lost	0-0	0-0							
Penalties-yds.	5-35	7-22							
Time of poss.	23:09	36:51							



**VIRGINIA TECH FOOTBALL - 2015 SEASON**  
as of October 25, 2015

RECORD	OVERALL	HOME	AWAY	NEUTRAL
ALL GAMES	3-5	2-3	1-2	0-0
CONFERENCE	1-3	1-2	0-1	0-0
NON-CONFERENCE	2-1	1-1	1-1	0-0

DATE	OPPONENT	LOCATION	TV	SCORE	ATTEND
Sep 07, 2015	(1/1) Ohio State	Blacksburg, Va.	ESPN	L 24-42	65,632
Sep 12, 2015	Furman	Blacksburg, Va.	ESPN3	W 42-3	60,118
Sep 19, 2015	at Purdue	West Lafayette, Ind.	ESPNU	W 42-3	45,759
Sep 26, 2015	at East Carolina	Greenville, N.C.	ABC/ESPN2	L 28-35	50,514
* Oct 03, 2015	Pittsburgh	Blacksburg, Va.	RSN	L 13-17	49,120
* Oct 09, 2015	NC State	Blacksburg, Va.	ESPN	W 28-13	61,183
* Oct 17, 2015	at Miami	Miami Gardens, Fla.	ESPNU	L 20-30	50,787
* Oct 24, 2015	Duke	Blacksburg, Va.	ESPNU	L (4ot) 43-45	63,257
* Oct 31, 2015	at Boston College	Chestnut Hill, Mass.	ACCN	12:30 p.m.	
* Nov 12, 2015	at Georgia Tech	Atlanta, Ga.	ESPN	7:30 p.m.	
* Nov 21, 2015	North Carolina	Blacksburg, Va.		TBA	
* Nov 28, 2015	at Virginia	Charlottesville, Va.		TBA	
! Dec 05, 2015	ACC Championship	Charlotte, N.C.		TBA	

\* - Atlantic Coast Conference Game

Rankings: (AP/Coaches)

RUSHING	GP	ATT	GAIN	LOSS	NET	AVG	TD	LONG	AVG
Travon McMillian	8	88	595	35	560	6.4	3	63	70.0
Brenden Motley	8	84	364	136	228	2.7	3	22	28.5
Trey Edmunds	8	44	185	11	174	4.0	2	35	21.8
Sam Rogers	8	31	161	6	155	5.0	1	29	19.4
J.C. Coleman	7	37	124	4	120	3.2	1	10	17.1
Dwayne Lawson	5	14	60	5	55	3.9	1	10	11.0
Shai McKenzie	2	13	51	1	50	3.8	0	11	25.0
Chris Durkin	3	4	25	0	25	6.2	0	9	8.3
Isaiah Ford	8	2	17	0	17	8.5	0	10	2.1
Greg Stroman	8	6	13	4	9	1.5	0	6	1.1
TEAM	8	4	0	3	-3	-0.8	0	0	-0.5
A.J. Hughes	8	1	0	4	-4	-4.0	0	0	-0.5
Michael Brewer	3	12	37	49	-12	-1.0	0	16	-4.0
<b>TOTAL</b>	<b>8</b>	<b>340</b>	<b>1632</b>	<b>258</b>	<b>1374</b>	<b>4.0</b>	<b>11</b>	<b>63</b>	<b>171.8</b>
<b>OPPONENTS</b>	<b>8</b>	<b>306</b>	<b>1626</b>	<b>204</b>	<b>1422</b>	<b>4.6</b>	<b>11</b>	<b>80</b>	<b>177.8</b>

PASSING	GP	EFFIC	ATT-CMP-INT	PCT	YDS	TD	LONG	AVG/G
Brenden Motley	8	128.85	92-164-7	56.1	1155	11	61	144.4
Michael Brewer	3	149.30	38-65-1	58.5	491	6	51	163.7
Dwayne Lawson	5	80.93	3-9-0	33.3	51	0	31	10.2
Sam Rogers	8	209.20	1-1-0	100.0	13	0	13	1.6
Isaiah Ford	8	0.00	0-1-0	0.0	0	0	0	0.0
<b>TOTAL</b>	<b>8</b>	<b>132.39</b>	<b>134-240-8</b>	<b>55.8</b>	<b>1710</b>	<b>17</b>	<b>61</b>	<b>213.8</b>
<b>OPPONENTS</b>	<b>8</b>	<b>121.94</b>	<b>105-211-7</b>	<b>49.8</b>	<b>1469</b>	<b>13</b>	<b>54</b>	<b>183.6</b>

RECEIVING	GP	NO	YDS	AVG	TD	LONG	AVG
Isaiah Ford	8	41	564	13.8	7	61	70.5
Cam Phillips	8	28	323	11.5	1	60	40.4
Bucky Hodges	8	21	349	16.6	5	46	43.6
Ryan Malleck	8	15	198	13.2	2	40	24.8
Travon McMillian	8	12	64	5.3	1	19	8.0
Sam Rogers	8	9	123	13.7	1	51	15.4
Kalvin Cline	8	3	38	12.7	0	31	4.8
Kevin Asante	7	1	13	13.0	0	13	1.9
Brenden Motley	8	1	13	13.0	0	13	1.6
J.C. Coleman	7	1	10	10.0	0	10	1.4
Trey Edmunds	8	1	8	8.0	0	8	1.0
Demitri Knowles	2	1	7	7.0	0	7	3.5
<b>TOTAL</b>	<b>8</b>	<b>134</b>	<b>1710</b>	<b>12.8</b>	<b>17</b>	<b>61</b>	<b>213.8</b>
<b>OPPONENTS</b>	<b>8</b>	<b>105</b>	<b>1469</b>	<b>14.0</b>	<b>13</b>	<b>54</b>	<b>183.6</b>

TEAM STATISTICS	HOKIES	OPPONENT
<b>SCORING</b>	<b>249</b>	<b>209</b>
Points Per Game	31.1	26.1
Points Off Turnovers	55	31
<b>FIRST DOWNS</b>	<b>163</b>	<b>138</b>
Rushing	80	58
Passing	71	65
Penalty	12	15
<b>RUSHING YARDAGE</b>	<b>1374</b>	<b>1422</b>
Yards gained rushing	1632	1626
Yards lost rushing	258	204
Rushing Attempts	340	306
Average Per Rush	4.0	4.6
Average Per Game	171.8	177.8
TDs Rushing	11	11
<b>PASSING YARDAGE</b>	<b>1710</b>	<b>1469</b>
Comp-Att-Int	134-240-8	105-211-7
Average Per Pass	7.1	7.0
Average Per Catch	12.8	14.0
Average Per Game	213.8	183.6
TDs Passing	17	13
<b>TOTAL OFFENSE</b>	<b>3084</b>	<b>2891</b>
Total Plays	580	517
Average Per Play	5.3	5.6
Average Per Game	385.5	361.4
KICK RETURNS: #-Yards	20-435	16-303
PUNT RETURNS: #-Yards	17-69	8-42
INT RETURNS: #-Yards	7-12	8-35
KICK RETURN AVERAGE	21.8	18.9
PUNT RETURN AVERAGE	4.1	5.2
INT RETURN AVERAGE	1.7	4.4
FUMBLES-LOST	10-3	15-6
PENALTIES-Yards	63-532	62-508
Average Per Game	66.5	63.5
PUNTS-Yards	41-1782	43-1747
Average Per Punt	43.5	40.6
Net punt average	39.0	37.2
KICKOFFS-Yards	44-2750	39-2474
Average Per Kick	62.5	63.4
Net kick average	39.7	41.4
TIME OF POSSESSION/Game	31:26	28:34
3RD-DOWN Conversions	48/118	40/116
3rd-Down Pct	41%	34%
4TH-DOWN Conversions	6/11	7/13
4th-Down Pct	55%	54%
SACKS BY-Yards	15-112	21-159
MISC YARDS	1	24
TOUCHDOWNS SCORED	31	25
FIELD GOALS-ATTEMPTS	11-17	11-15
ON-SIDE KICKS	0-2	0-1
RED-ZONE SCORES	(28-32) 88%	(20-24) 83%
RED-ZONE TOUCHDOWNS	(22-32) 69%	(13-24) 54%
PAT-ATTEMPTS	(28-28) 100%	(24-24) 100%

ATTENDANCE	HOKIES	OPPONENT
TOTAL	299310	147060
Games/Avg Per Game	5/59862	3/49020
Neutral Site Games		0/0

SCORE BY QUARTERS	1ST	2ND	3RD	4TH	OT	TOTAL
Virginia Tech	48	72	54	56	19	249
Opponents	72	34	51	31	21	209

PUNT RETURNS	NO.	YDS	AVG	TD	LONG
Greg Stroman	16	35	2.2	0	29
Terrell Edmunds	1	19	19.0	0	0
Anthony Shegog	0	15	0.0	1	15
<b>TOTAL</b>	<b>17</b>	<b>69</b>	<b>4.1</b>	<b>1</b>	<b>29</b>
<b>OPPONENTS</b>	<b>8</b>	<b>42</b>	<b>5.2</b>	<b>0</b>	<b>14</b>

INTERCEPTIONS	NO.	YDS	AVG	TD	LONG
Adonis Alexander	3	-4	-1.3	0	0
Sean Huelskamp	1	0	0.0	0	0
Andrew Motuapuaka	1	18	18.0	1	18
Greg Stroman	1	-2	-2.0	0	0
Desmond Frye	1	0	0.0	0	0
<b>TOTAL</b>	<b>7</b>	<b>12</b>	<b>1.7</b>	<b>1</b>	<b>18</b>
<b>OPPONENTS</b>	<b>8</b>	<b>35</b>	<b>4.4</b>	<b>0</b>	<b>9</b>

KICK RETURNS	NO.	YDS	AVG	TD	LONG
Der'Woun Greene	9	243	27.0	0	82
Travon McMillian	5	88	17.6	0	24
Kevin Asante	4	61	15.2	0	17
J.C. Coleman	2	43	21.5	0	22
<b>TOTAL</b>	<b>20</b>	<b>435</b>	<b>21.8</b>	<b>0</b>	<b>82</b>
<b>OPPONENTS</b>	<b>16</b>	<b>303</b>	<b>18.9</b>	<b>0</b>	<b>34</b>

FUMBLE RETURNS	NO	YDS	AVG	TD	ONG
Chuck Clark	1	20	20.0	1	20
Mook Reynolds	1	17	17.0	0	17
Terrell Edmunds	1	9	9.0	0	9
<b>TOTAL</b>	<b>3</b>	<b>46</b>	<b>15.3</b>	<b>1</b>	<b>20</b>
<b>OPPONENTS</b>	<b>2</b>	<b>91</b>	<b>45.5</b>	<b>1</b>	<b>90</b>

FG SEQUENCE	VIRGINIA TECH	OPPONENTS
Ohio State	50,(46)	43
Furman	45,39	(49)
Purdue	(35),53,(42),(46)	(34)
East Carolina	37	-
Pittsburgh	(43),(48)	(45),(42)
NC State	-	(33),(36)
Miami	(30),(38)	(24),(49),(21)
Duke	(44),67,(37),(40)	29,(41),46,(38),(20)
Boston College		
Georgia Tech		
North Carolina		
Virginia		
ACC Championship		
Numbers in parentheses indicate field goal was made. Numbers in brackets indicate field goal was blocked.		

PUNTING	NO	YDS	AVG	LONG	TB	FC	I20	50+	BLKD
A.J. Hughes	41	1782	43.5	60	7	12	12	10	0
<b>TOTAL</b>	<b>41</b>	<b>1782</b>	<b>43.5</b>	<b>60</b>	<b>7</b>	<b>12</b>	<b>12</b>	<b>10</b>	<b>0</b>
<b>OPPONENTS</b>	<b>43</b>	<b>1747</b>	<b>40.6</b>	<b>69</b>	<b>4</b>	<b>11</b>	<b>16</b>	<b>4</b>	<b>1</b>

KICKOFFS	No.	Yds	Avg	TB	OB	Retn	Net	YdLn
Joey Slye	42	2650	63.1	28	0	269	40.0	24
Michael Santamaria	2	100	50.0	0	0	34	33.0	32
<b>TOTAL</b>	<b>44</b>	<b>2750</b>	<b>62.5</b>	<b>28</b>	<b>0</b>	<b>303</b>	<b>39.7</b>	<b>25</b>
<b>OPPONENTS</b>	<b>39</b>	<b>2474</b>	<b>63.4</b>	<b>17</b>	<b>2</b>	<b>435</b>	<b>41.4</b>	<b>23</b>

SCORING	TD	FGS	PATS				DXP	SAFETY	POINTS
			KICK	RUSH	RCV	PASS			
Joey Slye	0	11-16	25-25	0-0	0	0-0	0	0	58
Isaiah Ford	7	0-0	0-0	0-0	0	0-0	0	0	42
Bucky Hodges	5	0-0	0-0	0-0	0	0-0	0	0	30
Travon McMillian	4	0-0	0-0	1-1	0	0-0	0	0	26
Brenden Motley	3	0-0	0-0	0-0	0	0-1	0	0	18
Ryan Malleck	2	0-0	0-0	0-0	0	0-0	0	0	12
Trey Edmunds	2	0-0	0-0	0-0	0	0-0	0	0	12
Sam Rogers	2	0-0	0-0	0-0	0	0-0	0	0	12
Cam Phillips	1	0-0	0-0	0-0	0	0-0	0	0	6
Dwayne Lawson	1	0-0	0-0	0-0	0	0-0	0	0	6
Anthony Shegog	1	0-0	0-0	0-0	0	0-0	0	0	6
J.C. Coleman	1	0-0	0-0	0-0	0	0-0	0	0	6
Chuck Clark	1	0-0	0-0	0-0	0	0-0	0	0	6
Andrew Motuapuaka	1	0-0	0-0	0-0	0	0-0	0	0	6
Michael Santamaria	0	0-1	3-3	0-0	0	0-0	0	0	3
Michael Brewer	0	0-0	0-0	0-0	0	0-1	0	0	0
<b>TOTAL</b>	<b>31</b>	<b>11-17</b>	<b>28-28</b>	<b>1-1</b>	<b>0</b>	<b>0-2</b>	<b>0</b>	<b>0</b>	<b>249</b>
<b>OPPONENTS</b>	<b>25</b>	<b>11-15</b>	<b>24-24</b>	<b>1-1</b>	<b>0</b>	<b>0-0</b>	<b>0</b>	<b>0</b>	<b>209</b>

TOTAL OFFENSE	G	PLAYS	RUSH	PASS	TOTAL	AVG/G
Brenden Motley	8	248	228	1155	1383	172.9
Travon McMillian	8	88	560	0	560	70.0
Michael Brewer	3	77	-12	491	479	159.7
Trey Edmunds	8	44	174	0	174	21.8
Sam Rogers	8	32	155	13	168	21.0
J.C. Coleman	7	37	120	0	120	17.1
Dwayne Lawson	5	23	55	51	106	21.2
Shai McKenzie	2	13	50	0	50	25.0
Chris Durkin	3	4	25	0	25	8.3
Isaiah Ford	8	3	17	0	17	2.1
Greg Stroman	8	6	9	0	9	1.1
TEAM	8	4	-3	0	-3	-0.5
A.J. Hughes	8	1	-4	0	-4	-0.5
<b>TOTAL</b>	<b>8</b>	<b>580</b>	<b>1374</b>	<b>1710</b>	<b>3084</b>	<b>385.5</b>
<b>OPPONENTS</b>	<b>8</b>	<b>517</b>	<b>1422</b>	<b>1469</b>	<b>2891</b>	<b>361.4</b>

FIELD GOALS	FGM-FGA	PCT	01-19	20-29	30-39	40-49	50-99	LG	BLK
Joey Slye	11-16	68.8	0-0	0-0	4-5	7-8	0-3	48	0
Michael Santamaria	0-1	0.0	0-0	0-0	0-1	0-0	0-0	0	0

ALL PURPOSE	G	RUSH	REC	PR	KOR	IR	TOT	AVG/G
Travon McMillian	8	560	64	0	88	0	712	89.0
Isaiah Ford	8	17	564	0	0	0	581	72.6
Bucky Hodges	8	0	349	0	0	0	349	43.6
Cam Phillips	8	0	323	0	0	0	323	40.4
Sam Rogers	8	155	123	0	0	0	278	34.8
Der'Woun Greene	6	0	0	0	243	0	243	40.5
Brenden Motley	8	228	13	0	0	0	241	30.1
Ryan Malleck	8	0	198	0	0	0	198	24.8
Trey Edmunds	8	174	8	0	0	0	182	22.8
J.C. Coleman	7	120	10	0	43	0	173	24.7
Kevin Asante	7	0	13	0	61	0	74	10.6
Dwayne Lawson	5	55	0	0	0	0	55	11.0
Shai McKenzie	2	50	0	0	0	0	50	25.0
Greg Stroman	8	9	0	35	0	-2	42	5.2
Kalvin Cline	8	0	38	0	0	0	38	4.8
Chris Durkin	3	25	0	0	0	0	25	8.3
Terrell Edmunds	8	0	0	19	0	0	19	2.4
Andrew Motuapuaka	6	0	0	0	0	18	18	3.0
Anthony Shegog	8	0	0	15	0	0	15	1.9
Demitri Knowles	2	0	7	0	0	0	7	3.5
TEAM	8	-3	0	0	0	0	-3	-0.5
Adonis Alexander	8	0	0	0	0	-4	-4	-0.5
A.J. Hughes	8	-4	0	0	0	0	-4	-0.5
Michael Brewer	3	-12	0	0	0	0	-12	-4.0
<b>TOTAL</b>	<b>8</b>	<b>1374</b>	<b>1710</b>	<b>69</b>	<b>435</b>	<b>12</b>	<b>3600</b>	<b>450.0</b>
<b>OPPONENTS</b>	<b>8</b>	<b>1422</b>	<b>1469</b>	<b>42</b>	<b>303</b>	<b>35</b>	<b>3295</b>	<b>411.9</b>

## DEFENSIVE STATISTICS

LEADERS	GP-GS	TACKLES			TFL/YDS	SACKS NO-YARDS	PASS DEF			FUMBLES		BLKD KICK	SAFETY
		SOLO	AST	TOTAL			INT-YDS	BRUP	QBH	RCV-YDS	FF		
19 Chuck Clark	8	39	28	67	2.5-9	1.0-8	.	2	.	1-20	.	.	.
40 Deon Clarke	8	26	23	49	7.0-22	3.0-16	.	4	6	.	.	.	.
36 Adonis Alexander	8	33	16	49	0.5-1	.	3--4	2	.	.	.	.	.
92 Luther Maddy	8	11	29	40	6.5-24	2.0-16	.	.	3	.	.	.	.
54 Andrew Motuapuaka	6	19	13	32	2.5-21	1.5-20	1-18	2	4	.	2	.	.
40 Ken Ekanem	8	9	15	24	4.0-15	1.5-5	.	2	5	.	1	.	.
90 Dadi Nicolas	8	8	15	23	1.0-2	.	.	1	4	.	.	.	.
37 Ronny Vandyke	8	12	11	23	2.0-2	.	.	.	1	1-0	.	.	.
6 Mook Reynolds	8	14	6	20	4.0-17	.	.	1	1	2-17	.	.	.
60 Woody Baron	8	9	11	20	6.0-28	3.0-22	.	.	1	.	1	.	.
22 Terrell Edmunds	8	8	12	20	1.0-1	.	.	.	.	1-9	.	1	.
26 Desmond Frye	6	10	9	19	.	.	1-0	1	.	.	1	.	.
31 Brandon Facyson	8	11	7	18	1.0-1	.	.	9	.	.	.	.	.
56 Sean Huelskamp	4	7	6	13	3.5-11	1.0-8	1-0	.	.	.	.	.	.
3 Greg Stroman	8	6	6	12	0.5-1	.	1--2	2	.	.	.	.	.
2 Donovan Riley	8	7	4	11	.	.	.	1	.	.	.	.	.
23 Der'Woun Greene	6	4	3	7	.	.	.	.	.	.	1	.	.
99 Vinny Mihota	8	.	7	7	0.5-2	.	.	.	.	.	.	1	.
11 Kendall Fuller	3	3	4	7	1.0-6	1.0-6	.	1	.	.	1	.	.
96 Corey Marshall	6	3	3	6	4.0-19	1.0-11	.	.	2	.	1	.	.
38 Dahman McKinnon	3	2	4	6	1.0-1	.	.	.	.	.	.	.	.
46 Joey Slye	8	2	3	5	.	.	.	.	.	.	.	.	.
49 Tremaine Edmunds	8	1	3	4	.	.	.	.	.	.	.	.	.
43 Seth Dooley	8	.	4	4	.	.	.	.	.	.	.	.	.
44 Carson Lydon	6	2	2	4	1.0-3	.	.	.	.	.	.	.	.
24 Anthony Shegog	8	1	2	3	.	.	.	.	1	1-0	.	.	.
95 Nigel Williams	8	1	2	3	0.5-1	.	.	1	.	.	1	.	.
32 Steven Peoples	8	.	3	3	.	.	.	.	.	.	.	.	.
91 Steve Sobczak	5	.	2	2	.	.	.	.	.	.	.	.	.
17 Jahque Alleyne	7	1	1	2	.	.	.	.	.	.	.	.	.
45 Sam Rogers	8	1	1	2	.	.	.	.	.	.	.	.	.
88 Ryan Malleck	8	1	.	1	.	.	.	.	.	.	.	.	.
4 J.C. Coleman	7	.	1	1	.	.	.	.	.	.	.	.	.
72 Augie Conte	8	1	.	1	.	.	.	.	.	.	.	.	.
50 Erik Banks	1	.	1	1	.	.	.	.	.	.	.	.	.
34 Travon McMillian	8	1	.	1	.	.	.	.	.	.	.	.	.
59 Eddie D'Antuono	8	.	1	1	.	.	.	.	.	.	.	.	.
1 Isaiah Ford	8	1	.	1	.	.	.	.	.	.	.	.	.
27 A.J. Hughes	8	.	1	1	.	.	.	.	.	.	.	.	.
77 Wade Hansen	8	1	.	1	.	.	.	.	.	.	.	.	.
20 Deon Newsome	6	1	.	1	.	.	.	.	.	.	.	.	.
5 Cam Phillips	8	1	.	1	.	.	.	.	.	.	.	.	.
15 Joel Caleb	7	.	1	1	.	.	.	.	.	.	.	.	.
50 Jamieon Moss	7	.	1	1	.	.	.	.	.	.	.	.	.
9 Brenden Motley	8	1	.	1	.	.	.	.	.	.	.	.	.
<b>TOTAL</b>	<b>8</b>	<b>258</b>	<b>261</b>	<b>519</b>	<b>50-187</b>	<b>15-112</b>	<b>7-12</b>	<b>29</b>	<b>28</b>	<b>6-46</b>	<b>9</b>	<b>2</b>	<b>.</b>
<b>OPPONENTS</b>	<b>8</b>	<b>253</b>	<b>408</b>	<b>661</b>	<b>51.0-247</b>	<b>21-159</b>	<b>8-35</b>	<b>23</b>	<b>21</b>	<b>3-91</b>	<b>4</b>	<b>.</b>	<b>.</b>

## RUSHING TACKLES

PLAYER	NO.
Chuck Clark	51
Deon Clarke	39
Luther Maddy	37
Adonis Alexander	33
Andrew Motuapuaka	25
Dadi Nicolas	23
Ken Ekanem	21
Ronny Vandyke	19
Woody Baron	16
Desmond Frye	12
Sean Huelskamp	12
Mook Reynolds	11
Terrell Edmunds	11
Brandon Facyson	9
Vinny Mihota	7
Der'Woun Greene	5
Greg Stroman	5
Corey Marshall	5
Dahman McKinnon	4
Kendall Fuller	3
Seth Dooley	3
Nigel Williams	2
Steve Sobczak	2
Donovan Riley	2
Carson Lydon	2
J.C. Coleman	1
<b>TOTALS</b>	<b>360</b>

## PASSING TACKLES

PLAYER	NO
Adonis Alexander	16
Chuck Clark	15
Brandon Facyson	9
Mook Reynolds	9
Donovan Riley	7
Greg Stroman	7
Desmond Frye	6
Deon Clarke	6
Andrew Motuapuaka	4
Terrell Edmunds	4
Kendall Fuller	3
Ronny Vandyke	3
Luther Maddy	1
Der'Woun Greene	1
Dahman McKinnon	1
Jahque Alleyne	1
<b>TOTALS</b>	<b>93</b>

## SPECIAL TEAMS TACKLES

PLAYER	TOTAL	KO	PUNT
Joey Slye	5	5	0
Terrell Edmunds	5	5	0
Tremaine Edmunds	4	3	1
Steven Peoples	3	3	0
Anthony Shegog	3	3	0
Donovan Riley	2	0	2
Carson Lydon	2	2	0
Erik Banks	1	1	0
Sam Rogers	1	0	1
Joel Caleb	1	1	0
Jamieon Moss	1	0	1
Eddie D'Antuono	1	0	1
Seth Dooley	1	0	1
Ryan Malleck	1	0	1
Deon Newsome	1	0	1
Dahman McKinnon	1	1	0
Jahque Alleyne	1	1	0
A.J. Hughes	1	0	1
Ronny Vandyke	1	1	0
<b>TOTALS</b>	<b>36</b>	<b>26</b>	<b>10</b>



## RED ZONE ANALYSIS

## VIRGINIA TECH

DATE	OPPONENT	SCORE	TIME IN RZ	TIMES SCORED	TOTAL PTS	TDS	RUSH TDS	PASS TDS	FG MADE	FAILED TO SCORE INSIDE RZ					
										FG ATT	DOWNES	INT	FUMB	HALF	GAME
Sep 07	(1/1) Ohio State	L 24-42	2	2	14	2	0	2	0	0	0	0	0	0	0
Sep 12	Furman	W 42-3	5	4	28	4	3	1	0	1	0	0	0	0	0
Sep 19	at Purdue	W 51-24	8	6	34	4	2	2	2	0	0	0	1	1	0
Sep 26	at East Carolina	L 28-35	5	4	28	4	3	1	0	1	0	0	0	0	0
* Oct 03	Pittsburgh	L 13-17	1	1	7	1	0	1	0	0	0	0	0	0	0
* Oct 09	NC State	W 28-13	2	2	14	2	0	2	0	0	0	0	0	0	0
* Oct 17	at Miami	L 20-30	3	3	13	1	0	1	2	0	0	0	0	0	0
* Oct 24	Duke	L 43-45	6	6	32	4	2	2	2	0	0	0	0	0	0
* Oct 31	at Boston College														
* Nov 12	at Georgia Tech														
* Nov 21	North Carolina														
* Nov 28	at Virginia														
Dec 05	ACC Championship														
<b>Totals 28 of 32 (87.5%)</b>			<b>32</b>	<b>28</b>	<b>170</b>	<b>22</b>	<b>10</b>	<b>12</b>	<b>6</b>	<b>2</b>	<b>0</b>	<b>0</b>	<b>1</b>	<b>1</b>	<b>0</b>

## OPPONENT

DATE	OPPONENT	SCORE	TIME IN RZ	TIMES SCORED	TOTAL PTS	TDS	RUSH TDS	PASS TDS	FG MADE	FAILED TO SCORE INSIDE RZ					
										FG ATT	DOWNES	INT	FUMB	HALF	GAME
Sep 07	(1/1) Ohio State	L 24-42	2	1	7	1	1	0	0	1	0	0	0	0	0
Sep 12	Furman	W 42-3	0	0	0	0	0	0	0	0	0	0	0	0	0
Sep 19	at Purdue	W 51-24	2	2	10	1	1	0	1	0	0	0	0	0	0
Sep 26	at East Carolina	L 28-35	4	4	28	4	2	2	0	0	0	0	0	0	0
* Oct 03	Pittsburgh	L 13-17	1	0	0	0	0	0	0	0	0	0	0	1	0
* Oct 09	NC State	W 28-13	3	3	13	1	0	1	2	0	0	0	0	0	0
* Oct 17	at Miami	L 20-30	6	5	27	3	1	2	2	0	0	0	0	1	0
* Oct 24	Duke	L 43-45	6	5	27	3	0	3	2	1	0	0	0	0	0
* Oct 31	at Boston College														
* Nov 12	at Georgia Tech														
* Nov 21	North Carolina														
* Nov 28	at Virginia														
Dec 05	ACC Championship														
<b>Totals 20 of 24 (83.3%)</b>			<b>24</b>	<b>20</b>	<b>112</b>	<b>13</b>	<b>5</b>	<b>8</b>	<b>7</b>	<b>2</b>	<b>0</b>	<b>0</b>	<b>0</b>	<b>2</b>	<b>0</b>

## MONEY PLAYS

Money plays are defined as plays resulting in first down or a touchdown.

RUSHERS	1ST	TD	NO	ATT
Travon McMillian	26	3	28	88
Brenden Motley	17	3	20	68
Trey Edmunds	11	2	13	44
Sam Rogers	9	1	10	31
Michael Brewer	5	0	5	7
J.C. Coleman	3	1	4	37
Dwayne Lawson	4	1	4	13
Shai McKenzie	2	0	2	13
Chris Durkin	2	0	2	4
Isaiah Ford	1	0	1	2
<b>TOTALS</b>	<b>80</b>	<b>11</b>	<b>89</b>	<b>319</b>

1st DOWN TOTALS 17 7 24 159

2nd DOWN TOTALS 37 2 38 112

3rd DOWN TOTALS 22 2 23 43

4th DOWN TOTALS 4 0 4 5

RECEPTIONS	1ST	TD	NO	REC
Isaiah Ford	28	7	31	41
Cam Phillips	15	1	15	28
Bucky Hodges	13	5	15	21
Ryan Malleck	5	2	7	15
Sam Rogers	4	1	4	9
Travon McMillian	3	1	4	12
Kevin Asante	1	0	1	1
Kalvin Cline	1	0	1	3
Brenden Motley	1	0	1	1
<b>TOTALS</b>	<b>71</b>	<b>17</b>	<b>79</b>	<b>134</b>

1st DOWN TOTALS 24 4 25 49

2nd DOWN TOTALS 23 7 27 47

3rd DOWN TOTALS 22 5 25 36

4th DOWN TOTALS 2 1 2 2

## DRIVE START AVERAGES

OBTAINED	HOKIES		OPPONENTS	
	#	AVG	#	AVG
Kickoff	40	26.4	46	26.9
Punt	43	26.0	41	25.2
Field goal	4	25.0	6	27.3
Fumble	6	68.8	3	51.3
Interception	7	57.6	8	52.5
Downs	6	52.8	4	37.8
<b>ALL DRIVES</b>	<b>106</b>	<b>32.1</b>	<b>108</b>	<b>29.2</b>

## SUPERLATIVES

## INDIVIDUAL GAME HIGHS

Rushes	29	Travon McMillian vs Duke (Oct 24, 2015)
Yards Rushing	142	Travon McMillian vs Duke (Oct 24, 2015)
TD Rushes	2	Travon McMillian vs Duke (Oct 24, 2015)
Long Rush	63	Travon McMillian vs Furman (Sep 12, 2015)
Pass attempts	45	Michael Brewer vs Duke (Oct 24, 2015)
Pass completions	24	Michael Brewer vs Duke (Oct 24, 2015)
Yards Passing	281	Brenden Motley at East Carolina (Sep 26, 2015)
TD Passes	3	Brenden Motley vs NC State (Oct 09, 2015)
		Michael Brewer vs Duke (Oct 24, 2015)
Long Pass	61	Brenden Motley at Purdue (Sep 19, 2015)
Receptions	9	Isaiah Ford vs Duke (Oct 24, 2015)
Yards Receiving	128	Isaiah Ford at Purdue (Sep 19, 2015)
TD Receptions	3	Isaiah Ford vs NC State (Oct 09, 2015)
		Bucky Hodges vs Duke (Oct 24, 2015)
Long Reception	61	Isaiah Ford at Purdue (Sep 19, 2015)
Field Goals	3	Joey Slye at Purdue (Sep 19, 2015)
		Joey Slye vs Duke (Oct 24, 2015)
Long Field Goal	48	Joey Slye vs Pittsburgh (Oct 03, 2015)
Punts	7	A.J. Hughes vs Ohio State (Sep 07, 2015)
		A.J. Hughes vs Duke (Oct 24, 2015)
Punting Avg	49.5	A.J. Hughes at Miami (FL) (Oct 17, 2015)
Long Punt	60	A.J. Hughes vs Duke (Oct 24, 2015)
Punts inside 20	3	A.J. Hughes vs Ohio State (Sep 07, 2015)
		A.J. Hughes vs Furman (Sep 12, 2015)
Long Punt Return	29	Greg Stroman at Purdue (Sep 19, 2015)
Long Kickoff Return	82	Der'Woun Greene at Purdue (Sep 19, 2015)
Tackles	13	Chuck Clark vs Furman (Sep 12, 2015)
Sacks	1.5	Ken Ekanem vs NC State (Oct 09, 2015)
Tackles For Loss	3.5	Sean Huelskamp at East Carolina (Sep 26, 2015)
Interceptions	1	Desmond Frye vs Ohio State (Sep 07, 2015)
		Adonis Alexander vs Furman (Sep 12, 2015)
		Andrew Motuapuaka vs Furman (Sep 12, 2015)
		Adonis Alexander at Purdue (Sep 19, 2015)
		Sean Huelskamp at Purdue (Sep 19, 2015)
		Greg Stroman at East Carolina (Sep 26, 2015)
		Adonis Alexander vs NC State (Oct 09, 2015)

## TEAM GAME HIGHS

Rushes	56	at Purdue (Sep 19, 2015)
Yards Rushing	299	vs Furman (Sep 12, 2015)
Yards Per Rush	7.3	vs Furman (Sep 12, 2015)
TD Rushes	3	vs Furman (Sep 12, 2015)
		at East Carolina (Sep 26, 2015)
Pass attempts	47	vs Duke (Oct 24, 2015)
Pass completions	24	vs Duke (Oct 24, 2015)
Yards Passing	284	vs Furman (Sep 12, 2015)
Yards Per Pass	9.2	vs Furman (Sep 12, 2015)
TD Passes	3	vs Ohio State (Sep 07, 2015)
		vs NC State (Oct 09, 2015)
		vs Duke (Oct 24, 2015)
Total Plays	100	vs Duke (Oct 24, 2015)
Total Offense	583	vs Furman (Sep 12, 2015)
Yards Per Play	8.1	vs Furman (Sep 12, 2015)
Points	51	at Purdue (Sep 19, 2015)
Sacks By	4	vs Pittsburgh (Oct 03, 2015)
		vs NC State (Oct 09, 2015)
First Downs	28	vs Duke (Oct 24, 2015)
Penalties	11	vs Furman (Sep 12, 2015)
		at Purdue (Sep 19, 2015)
		at East Carolina (Sep 26, 2015)
Penalty Yards	114	vs Furman (Sep 12, 2015)
Turnovers	4	at Miami (FL) (Oct 17, 2015)
Interceptions By	2	vs Furman (Sep 12, 2015)
		at Purdue (Sep 19, 2015)
Punts	7	vs Ohio State (Sep 07, 2015)
		vs Duke (Oct 24, 2015)
Punting Avg	49.5	at Miami (FL) (Oct 17, 2015)
Long Punt	60	vs Duke (Oct 24, 2015)
Punts inside 20	3	vs Ohio State (Sep 07, 2015)
		vs Furman (Sep 12, 2015)
Long Punt Return	29	at Purdue (Sep 19, 2015)

## OPPONENT INDIVIDUAL GAME HIGHS

Rushes	21	SUMMERS, James, at East Carolina (Sep 26, 2015)
Yards Rushing	169	SUMMERS, James, at East Carolina (Sep 26, 2015)
TD Rushes	2	SUMMERS, James, at East Carolina (Sep 26, 2015)
Long Rush	80	Elliott, E, vs Ohio State (Sep 07, 2015)
Pass attempts	39	Sirk, T, vs Duke (Oct 24, 2015)
Pass completions	19	Brad Kaaya, at Miami (FL) (Oct 17, 2015)
		Sirk, T, vs Duke (Oct 24, 2015)
Yards Passing	296	Brad Kaaya, at Miami (FL) (Oct 17, 2015)
TD Passes	4	Sirk, T, vs Duke (Oct 24, 2015)
Long Pass	54	Jones, Cardale, vs Ohio State (Sep 07, 2015)
Receptions	6	McCaffrey, M, vs Duke (Oct 24, 2015)
Yards Receiving	94	McCaffrey, M, vs Duke (Oct 24, 2015)
TD Receptions	2	Rashawn Scott, at Miami (FL) (Oct 17, 2015)
		McCaffrey, M, vs Duke (Oct 24, 2015)
Long Reception	54	Miller, Braxton, vs Ohio State (Sep 07, 2015)
Field Goals	3	Michael Badgley, at Miami (FL) (Oct 17, 2015)
		Martin, R, vs Duke (Oct 24, 2015)
Long Field Goal	49	Hollingsworth, vs Furman (Sep 12, 2015)
		Michael Badgley, at Miami (FL) (Oct 17, 2015)
Punts	7	Hollingsworth, vs Furman (Sep 12, 2015)
Punting Avg	49.3	Schopper, Joe, at Purdue (Sep 19, 2015)
Long Punt	69	Schopper, Joe, at Purdue (Sep 19, 2015)
Punts inside 20	3	Hollingsworth, vs Furman (Sep 12, 2015)
		GREGORY, Worth, at East Carolina (Sep 26, 2015)
		Cole, AJ, vs NC State (Oct 09, 2015)
		Monday, W, vs Duke (Oct 24, 2015)
Long Punt Return	14	Cherry, B., vs NC State (Oct 09, 2015)
Long Kickoff Return	34	Hines, N., vs NC State (Oct 09, 2015)
Tackles	15	Edwards, D, vs Duke (Oct 24, 2015)
Sacks	2.0	Price, E., vs Pittsburgh (Oct 03, 2015)
Tackles For Loss	3.5	Price, E., vs Pittsburgh (Oct 03, 2015)
Interceptions	2	Artie Burns, at Miami (FL) (Oct 17, 2015)

## OPPONENT TEAM GAME HIGHS

Rushes	46	vs Pittsburgh (Oct 03, 2015)
Yards Rushing	359	vs Ohio State (Sep 07, 2015)
Yards Per Rush	10.0	vs Ohio State (Sep 07, 2015)
TD Rushes	3	vs Ohio State (Sep 07, 2015)
		at East Carolina (Sep 26, 2015)
Pass attempts	40	vs Duke (Oct 24, 2015)
Pass completions	19	at Miami (FL) (Oct 17, 2015)
		vs Duke (Oct 24, 2015)
Yards Passing	296	at Miami (FL) (Oct 17, 2015)
Yards Per Pass	11.4	at East Carolina (Sep 26, 2015)
TD Passes	4	vs Duke (Oct 24, 2015)
Total Plays	72	vs Duke (Oct 24, 2015)
Total Offense	572	vs Ohio State (Sep 07, 2015)
Yards Per Play	10.2	vs Ohio State (Sep 07, 2015)
Points	45	vs Duke (Oct 24, 2015)
Sacks By	7	vs Pittsburgh (Oct 03, 2015)
First Downs	21	vs Ohio State (Sep 07, 2015)
Penalties	10	at Purdue (Sep 19, 2015)
Penalty Yards	81	vs NC State (Oct 09, 2015)
		at Miami (FL) (Oct 17, 2015)
Turnovers	3	vs Ohio State (Sep 07, 2015)
		vs Furman (Sep 12, 2015)
		at Purdue (Sep 19, 2015)
Interceptions By	3	vs Pittsburgh (Oct 03, 2015)
		at Miami (FL) (Oct 17, 2015)
Punts	7	vs Furman (Sep 12, 2015)
		at Purdue (Sep 19, 2015)
Punting Avg	44.7	vs NC State (Oct 09, 2015)
Long Punt	69	at Purdue (Sep 19, 2015)
Punts inside 20	3	vs Furman (Sep 12, 2015)
		at East Carolina (Sep 26, 2015)
		vs NC State (Oct 09, 2015)
		vs Duke (Oct 24, 2015)
Long Punt Return	14	vs NC State (Oct 09, 2015)

## 20-YARD PLAYS

Yards	Type	Player(s)	Opponent
82	KR	Der'Woun Greene	Purdue

63	Rush	Travon McMillian	Furman
61	Pass	Isaiah Ford from Brenden Motley	Purdue
60	Pass	Cam Phillips from Brenden Motley	East Carolina

*59	Rush	Travon McMillian	NC State
*51	Pass	Sam Rogers from Michael Brewer	Ohio State

46	Pass	Bucky Hodges from Brenden Motley	Furman
40	Pass	Ryan Malleck from Brenden Motley	Purdue

39	Pass	Isaiah Ford from Brenden Motley	East Carolina
36	Pass	Isaiah Ford from Michael Brewer	Ohio State
36	Pass	Bucky Hodges from Michael Brewer	Duke
35	Rush	Trey Edmunds	Purdue
35	Pass	Bucky Hodges from Brenden Motley	Miami (FL)
34	KR	Der'Woun Greene	Purdue
*33	Pass	Isaiah Ford from Michael Brewer	Miami (FL)
*32	Pass	Isaiah Ford from Brenden Motley	Furman
32	Pass	Bucky Hodges from Brenden Motley	East Carolina
31	Pass	Kalvin Cline from Dwayne Lawson	Furman

29	PR	Greg Stroman	Purdue
29	Rush	Travon McMillian	Miami (FL)
29	Rush	Sam Rogers	NC State
29	Pass	Cam Phillips from Brenden Motley	Furman
28	Pass	Bucky Hodges from Brenden Motley	Pittsburgh
*27	Pass	Isaiah Ford from Brenden Motley	NC State
26	Pass	Bucky Hodges from Brenden Motley	NC State
25	Pass	Ryan Malleck from Michael Brewer	Ohio State
25	KR	Der'Woun Greene	NC State
24	KR	Travon McMillian	Ohio State
24	Pass	Isaiah Ford from Brenden Motley	Miami (FL)
24	KR	Der'Woun Greene	Miami (FL)
*23	Pass	Bucky Hodges from Michael Brewer	Duke
23	Pass	Isaiah Ford from Brenden Motley	Furman
23	Pass	Sam Rogers from Michael Brewer	Duke
22	Rush	Brenden Motley	Pittsburgh
22	KR	J.C. Coleman	Duke
22	Rush	Brenden Motley	Miami (FL)
22	Rush	Travon McMillian	Miami (FL)
22	Pass	Ryan Malleck from Michael Brewer	Miami (FL)
21	Pass	Isaiah Ford from Brenden Motley	East Carolina
21	KR	J.C. Coleman	Duke
21	Pass	Cam Phillips from Brenden Motley	Furman
21	KR	Der'Woun Greene	Duke
*20	FR	Chuck Clark	Purdue
20	Rush	Brenden Motley	Purdue

\* Touchdown Scored On Play

## 20-YARD PLUS PLAYS BY PLAYER

PLAYER	NO	TD	RUSH	PASS	KR	PR	IR	FR
Isaiah Ford	9	3	0	9	0	0	0	0
Bucky Hodges	7	1	0	7	0	0	0	0
Travon McMillian	5	1	4	0	1	0	0	0
Der'Woun Greene	5	0	0	0	5	0	0	0
Sam Rogers	3	1	1	2	0	0	0	0
Brenden Motley	3	0	3	0	0	0	0	0
Cam Phillips	3	0	0	3	0	0	0	0
Ryan Malleck	3	0	0	3	0	0	0	0
J.C. Coleman	2	0	0	0	2	0	0	0
Chuck Clark	1	1	0	0	0	0	0	1
Trey Edmunds	1	0	1	0	0	0	0	0
Greg Stroman	1	0	0	0	0	1	0	0
Kalvin Cline	1	0	0	1	0	0	0	0
<b>TOTAL</b>	<b>44</b>	<b>7</b>	<b>9</b>	<b>25</b>	<b>8</b>	<b>1</b>	<b>0</b>	<b>1</b>

## LONG PLAYS BY THE NUMBERS

PLAYS	NO	TD
100+	0	0
90-99	0	0
80-89	1	0
70-79	0	0
60-69	3	0
50-59	2	2
40-49	2	0
30-39	10	2
20-29	26	3

LONG PLAYS BY TYPE	NO	TD
Rushing	9	1
Passing	25	5
Punt returns	1	0
Kick returns	8	0
Interceptions	0	0
Fumble returns	1	1
Other	0	0
<b>TOTAL</b>	<b>44</b>	<b>7</b>

## LONGEST PLAYS OF THE YEAR

## Rushing

63 Travon McMillian vs Furman Sept. 12

## Rushing Touchdown

59 Travon McMillian vs NC State Oct. 9

## Passing

61 Isaiah Ford from Brenden Motley vs Purdue Sept. 19

## Passing Touchdown

51 Sam Rogers from Michael Brewer vs Ohio State Sept. 7

## Punt Return

29 Greg Stroman vs Purdue Sept. 19

## Kick Return

82 Der'Woun Greene vs Purdue Sept. 19

## Interception Return

18 Andrew Motuapuaka vs Furman Sept. 12

## Fumble Return

20 Chuck Clark vs Purdue Sept. 19

## Punt

60 A.J. Hughes vs Duke Oct. 24

## Field Goal

48 Joey Slye vs Pittsburgh Oct. 3



## 2015 VIRGINIA TECH SCORING DRIVES

Qtr.	Opp.	Scoring Play	Plays-Yds.-TOP
2	Ohio State	Rogers, S 51 Pass From Brewer, M (Slye, J)	6-74-2:46
2	Ohio State	FG Slye, J 46	7-27-4:02
2	Ohio State	Malleck, R 1 Pass From Brewer, M (Slye, J)	4-38-1:15
4	Ohio State	Ford, I 17 Pass From Motley, B (Slye, J)	7-41-2:58
1	Furman	Motuapuaka, A 18 Interception Return (Slye, J)	-
2	Furman	Motley, B 4 Rush (Slye, J)	8-88-2:34
3	Furman	Ford, I 1 Pass From Motley, B (Slye, J)	5-76-2:08
3	Furman	Edmunds, Trey 1 Rush (Santamaria, M)	8-76-3:28
3	Furman	Ford, I 32 Pass From Motley, B (Santamaria, M)	1-32-0:06
4	Furman	Lawson, D 4 Rush (Santamaria, M)	14-81-6:29
1	Purdue	FG Slye, J 35	6-49-2:28
1	Purdue	Clark, C 20 Fumble Return (Slye, J)	-
2	Purdue	Hodges, B 3 Pass From Motley, B (Slye, J)	12-75-6:03
2	Purdue	Motley, B 5 Rush (Slye, J)	7-75-1:16
3	Purdue	FG Slye, J 42	4--7-1:07
3	Purdue	Coleman, J.C. 1 Rush (Slye, J)	8-42-3:30
3	Purdue	Shegog, A 15 Punt Return (Slye, J)	-
4	Purdue	FG Slye, J 46	4-3-1:20
4	Purdue	Hodges, B 3 Pass From Motley, B (Slye, J)	8-47-4:58
1	East Carolina	Edmunds, Trey 1 Rush (Slye, J)	6-31-3:00
1	East Carolina	Malleck, R 7 Pass From Motley, B (Slye, J)	6-19-3:06
3	East Carolina	Rogers, S 2 Rush (Slye, J)	9-75-3:22
4	East Carolina	Motley, B 5 Rush (Slye, J)	8-95-3:09
2	Pittsburgh	Phillips, C 11 Pass From Motley, B (Slye, J)	12-83-6:33
3	Pittsburgh	FG Slye, J 43	4--3-1:34
4	Pittsburgh	FG Slye, J 48	11-50-5:00
2	NC State	Ford, I 27 Pass From Motley, B (Slye, J)	5-75-2:15
2	NC State	Ford, I 5 Pass From Motley, B (Slye, J)	9-45-4:17
2	NC State	Ford, I 2 Pass From Motley, B (Slye, J)	12-71-3:22
4	NC State	McMillian, T 59 Rush (Slye, J)	5-88-1:48
1	Miami	FG Slye, J 30	7-61-3:18
1	Miami	McMillian, T 9 Pass From Motley, B (Slye, J)	10-75-3:43
2	Miami	FG Slye, J 38	11-47-3:33
4	Miami	Ford, I 33 Pass From Brewer, M (Slye, J)	3-53-1:27
1	Duke	Hodges, B 16 Pass From Brewer, M (Slye, J)	6-78-2:27
2	Duke	FG Slye, J 44	10-30-4:15
3	Duke	McMillian, T 2 Rush (pass failed)	20-95-9:46
4	Duke	Hodges, B 23 Pass From Brewer, M	12-83-5:50
5	Duke	FG Slye, J 37	4-5-0:00
5	Duke	Hodges, B 11 Pass From Brewer, M (Slye, J)	5-25-0:00
5	Duke	FG Slye, J 40	4-2-0:00
5	Duke	McMillian, T 1 Rush (pass failed)	6-25-0:00
<b>Totals</b>			<b>294-2025-118:13</b>
<b>Average Scoring Drive</b>			<b>7.5 plays-51.9 yds.</b>

## VIRGINIA TECH SCORING

42 Total Scores (11 Run, 17 Pass, 11 FG, 1 S.T., 0 Safety, 2 Defense)

8 First Quarter Scores (1 Run, 3 Pass, 2 FG, 2 S.T., 0 Safety, 2 Defense)

12 Second Quarter Scores (2 Run, 7 Pass, 3 FG, 0 S.T., 0 Safety, 0 Defense)

9 Third Quarter Scores (4 Run, 2 Pass, 2 FG, 1 S.T., 0 Safety, 0 Defense)

9 Fourth Quarter Scores (3 Run, 4 Pass, 2 FG, 0 S.T., 0 Safety, 0 Defense)

4 Overtime Scores (1 Run, 1 Pass, 2 FG, 0 S.T., 0 Safety, 0 Defense)

Most plays in a scoring drive: 20 plays - vs. Duke (20-95-9:46 TD)

Longest scoring drive: 95 yards - vs. Duke (20-95-9:46 TD) &amp;

95 yards - vs. East Carolina (8-95-3:09 TD)

Longest TOP scoring drive: 9:46 - vs. Duke (20-95-9:46 TD)

Average TOP on offensive scoring drives: 3:01

## OPPONENTS

Most plays in a scoring drive: 14 plays - vs. Duke (14-75-5:11 TD)

Longest scoring drive: 91 yards - vs. NC State (12-91-6:15 TD)

Longest TOP scoring drive: 6:15 - vs. NC State (12-91-6:15 TD)

Average TOP on offensive scoring drives: 2:22

## TEAM GAME-BY-GAME

## VIRGINIA TECH

DATE	OPPONENT	RUSHING				REVEIVING				PASSING				KICK RETURN				PUNT RETURN				TOT OFF
		NO.	YDS	TD	LG	NO.	YDS	TD	LG	CMP-ATT-INT	YDS	TD	LG	NO	YDS	TD	LG	NO	YDS	TD	LG	
Sep 07	(1/1) Ohio State	44	128	0	16	15	192	3	51	15-25-1	192	3	51	4	75	0	24	1	0	0	0	320
Sep 12	Furman	41	299	3	63	19	284	2	46	19-31-0	284	2	46	2	28	0	15	1	0	0	0	583
Sep 19	at Purdue	56	238	2	35	16	233	2	61	16-26-0	233	2	61	2	116	0	82	6	70	1	29	471
Sep 26	at East Carolina	42	158	3	14	20	281	1	60	20-35-1	281	1	60	1	17	0	17	2	0	0	1	439
* Oct 03	Pittsburgh	33	9	0	22	9	91	1	28	9-20-3	91	1	28	1	16	0	16	1	2	0	2	100
* Oct 09	NC State	36	200	1	59	14	158	3	27	14-29-0	158	3	27	1	25	0	25	2	-4	0	0	358
* Oct 17	at Miami	35	160	0	29	17	201	2	35	17-27-3	201	2	35	5	89	0	24	2	-1	0	1	361
* Oct 24	Duke	53	182	2	16	24	270	3	36	24-47-0	270	3	36	4	69	0	22	2	2	0	4	452
* Oct 31	at Boston College																					
* Nov 12	at Georgia Tech																					
* Nov 21	North Carolina																					
* Nov 28	at Virginia																					
Dec 05	ACC Championship																					
	<b>Totals</b>	<b>340</b>	<b>1374</b>	<b>11</b>	<b>63</b>	<b>134</b>	<b>1710</b>	<b>17</b>	<b>61</b>	<b>134-240-8</b>	<b>1710</b>	<b>17</b>	<b>61</b>	<b>20</b>	<b>435</b>	<b>0</b>	<b>82</b>	<b>17</b>	<b>69</b>	<b>1</b>	<b>29</b>	<b>3084</b>
	<b>Opponent</b>	<b>306</b>	<b>1422</b>	<b>11</b>	<b>80</b>	<b>105</b>	<b>1469</b>	<b>13</b>	<b>54</b>	<b>105-211-7</b>	<b>1469</b>	<b>13</b>	<b>54</b>	<b>16</b>	<b>303</b>	<b>0</b>	<b>34</b>	<b>8</b>	<b>42</b>	<b>0</b>	<b>14</b>	<b>2891</b>

GAMES: 8

AVG/RUSH: 4.0

AVG/CATCH: 12.8

PASS EFFIC: 132.39

KR AVG: 21.8

PR AVG: 4.1

ALL PURPOSE AVG/GAME: 450.0

TOTAL OFFENSE AVG/GM: 385.5

DATE	OPPONENT	TACKLES				SACKS	FUMBLE		PASS DEFENSE			BLKD KICK	PAT ATTEMPTS				SAF	PTS
		SOLO	AST	TOTAL	TFL-YDS		FF	FR-YDS	INT-YDS	QBH	BRK		KICK	RUN	RCV			
Sep 07	(1/1) Ohio State	25	34	59	4.0-5	0.0-0	1	2-0	1-0	4	3	0	3-3	0	0	0	0	24
Sep 12	Furman	26	42	68	7.0-34	3.0-26	1	1-0	2-18	5	6	0	6-6	0	0	0	0	42
Sep 19	at Purdue	33	10	43	2.0-13	2.0-13	1	1-20	2-4	0	4	1	6-6	0	0	0	0	51
Sep 26	at East Carolina	33	38	71	11.0-36	1.0-8	2	1-17	1-2	2	1	0	4-4	0	0	0	0	28
* Oct 03	Pittsburgh	41	21	62	7.0-38	4.0-35	3	1-9	0-0	4	1	1	1-1	0	0	0	0	13
* Oct 09	NC State	34	40	74	11.0-35	4.0-22	0	0-0	1-0	6	7	0	4-4	0	0	0	0	28
* Oct 17	at Miami	40	30	70	5.0-16	1.0-8	1	0-0	0-0	0	3	0	2-2	0	0	0	0	20
* Oct 24	Duke	26	46	72	3.0-10	0.0-0	0	0-0	0-0	7	4	0	2-2	1	0	0	0	43
* Oct 31	at Boston College																	
* Nov 12	at Georgia Tech																	
* Nov 21	North Carolina																	
* Nov 28	at Virginia																	
Dec 05	ACC Championship																	
	<b>Totals</b>	<b>258</b>	<b>261</b>	<b>519</b>	<b>50.0-187</b>	<b>15.0-112</b>	<b>9</b>	<b>6-46</b>	<b>7-12</b>	<b>28</b>	<b>29</b>	<b>2</b>	<b>28-28</b>	<b>1</b>	<b>0</b>	<b>0</b>	<b>0</b>	<b>249</b>
	<b>Opponent</b>	<b>253</b>	<b>408</b>	<b>661</b>	<b>51.0-247</b>	<b>21.0-159</b>	<b>4</b>	<b>3-91</b>	<b>8-35</b>	<b>21</b>	<b>23</b>	<b>0</b>	<b>24-24</b>	<b>1</b>	<b>0</b>	<b>0</b>	<b>0</b>	<b>209</b>

DATE	OPPONENT	PUNTING									FIELD GOALS			KICKOFFS				
		NO	YDS	AVG	LG	BLKD	TB	FC	50+	I20	ATT-MADE	LG	BLKD	NO	YDS	AVG	TB	OB
Sep 07	(1/1) Ohio State	7	302	43.1	59	0	0	2	1	3	2-1	46	0	4	260	65.0	4	0
Sep 12	Furman	4	159	39.8	47	0	1	3	0	3	2-0	0	0	7	444	63.4	6	0
Sep 19	at Purdue	5	208	41.6	51	0	2	1	2	1	4-3	46	0	10	584	58.4	4	0
Sep 26	at East Carolina	5	196	39.2	56	0	1	3	1	1	1-0	0	0	5	312	62.4	1	0
* Oct 03	Pittsburgh	5	226	45.2	49	0	0	1	0	1	2-2	48	0	4	258	64.5	3	0
* Oct 09	NC State	6	274	45.7	58	0	1	1	3	1	0-0	0	0	5	323	64.6	3	0
* Oct 17	at Miami	2	99	49.5	52	0	0	1	1	1	2-2	38	0	5	315	63.0	4	0
* Oct 24	Duke	7	318	45.4	60	0	2	0	2	1	4-3	44	0	4	254	63.5	3	0
* Oct 31	at Boston College																	
* Nov 12	at Georgia Tech																	
* Nov 21	North Carolina																	
* Nov 28	at Virginia																	
Dec 05	ACC Championship																	
	Totals	41	1782	43.5	60	0	7	12	10	12	17-11	48	0	44	2750	62.5	28	0
	Opponent	43	1747	40.6	69	1	4	11	4	16	15-11	49	1	39	2474	63.4	17	2

## TEAM GAME-BY-GAME

## OPPONENTS

DATE	OPPONENT	RUSHING				REVEIVING				PASSING				KICK RETURN				PUNT RETURN				TOT OFF
		NO.	YDS	TD	LG	NO.	YDS	TD	LG	CMP-ATT-INT	YDS	TD	LG	NO	YDS	TD	LG	NO	YDS	TD	LG	
Sep 07	(1/1) Ohio State	37	360	3	80	10	212	3	54	10-19-1	212	3	54	0	0	0	0	2	13	0	10	572
Sep 12	Furman	41	136	0	26	9	118	0	27	9-26-2	118	0	27	1	21	0	21	0	0	0	0	254
Sep 19	at Purdue	29	144	2	60	12	121	0	32	12-35-2	121	0	32	6	87	0	24	0	0	0	0	265
Sep 26	at East Carolina	43	182	3	41	14	228	2	30	14-20-1	228	2	30	4	79	0	28	0	0	0	0	410
* Oct 03	Pittsburgh	46	166	1	43	9	110	1	28	9-15-0	110	1	28	1	30	0	30	2	9	0	4	276
* Oct 09	NC State	40	157	0	24	12	113	1	24	12-25-1	113	1	24	2	54	0	34	2	14	0	14	270
* Oct 17	at Miami	39	99	1	22	19	296	2	45	19-30-0	296	2	45	1	11	0	11	0	0	0	0	395
* Oct 24	Duke	32	179	1	58	19	270	4	45	19-40-0	270	4	45	1	21	0	21	2	6	0	8	449
* Oct 31	at Boston College																					
* Nov 12	at Georgia Tech																					
* Nov 21	North Carolina																					
* Nov 28	at Virginia																					
Dec 05	ACC Championship																					
	<b>Opponent Totals</b>	<b>306</b>	<b>1422</b>	<b>11</b>	<b>80</b>	<b>105</b>	<b>1469</b>	<b>13</b>	<b>54</b>	<b>105-211-7</b>	<b>1469</b>	<b>13</b>	<b>54</b>	<b>16</b>	<b>303</b>	<b>0</b>	<b>34</b>	<b>8</b>	<b>42</b>	<b>0</b>	<b>14</b>	<b>2891</b>
	<b>Virginia Tech</b>	<b>340</b>	<b>1374</b>	<b>11</b>	<b>63</b>	<b>134</b>	<b>1710</b>	<b>17</b>	<b>61</b>	<b>134-240-8</b>	<b>1710</b>	<b>17</b>	<b>61</b>	<b>20</b>	<b>435</b>	<b>0</b>	<b>82</b>	<b>17</b>	<b>69</b>	<b>1</b>	<b>29</b>	<b>3084</b>

GAMES: 8

AVG/RUSH: 4.6

AVG/CATCH: 14.0

PASS EFFIC: 121.94

KR AVG: 18.9

PR AVG: 5.2

ALL PURPOSE AVG/GAME: 411.9

TOTAL OFFENSE AVG/GM: 361.4

DATE	OPPONENT	TACKLES				SACKS	FUMBLE		PASS DEFENSE			BLKD KICK	PAT ATTEMPTS				SAF	PTS
		SOLO	AST	TOTAL	TFL-YDS		FF	FR-YDS	INT-YDS	QBH	BRK		KICK	RUN	RCV			
Sep 07	(1/1) Ohio State	25	66	91	8.0-31	4.0-22	1	1-1	1-0	3	2	0	6-6	0	0	0	0	42
Sep 12	Furman	29	56	85	0.0-0	0.0-0	0	0-0	0-0	3	3	0	0-0	0	0	0	0	3
Sep 19	at Purdue	50	48	98	10.0-36	2.0-17	2	1-90	0-0	0	2	0	3-3	0	0	0	0	24
Sep 26	at East Carolina	27	64	91	4.0-11	1.0-6	0	0-0	1-9	2	3	0	5-5	0	0	0	0	35
* Oct 03	Pittsburgh	22	36	58	11.0-70	7.0-57	0	0-0	3-12	3	2	0	2-2	0	0	0	0	17
* Oct 09	NC State	22	44	66	4.0-11	1.0-3	0	0-0	0-0	3	3	0	1-1	0	0	0	0	13
* Oct 17	at Miami	38	24	62	6.0-25	3.0-14	1	1-0	3-14	1	3	0	3-3	0	0	0	0	30
* Oct 24	Duke	41	68	109	8.0-63	3.0-40	0	0-0	0-0	6	5	0	4-4	1	0	0	0	45
* Oct 31	at Boston College																	
* Nov 12	at Georgia Tech																	
* Nov 21	North Carolina																	
* Nov 28	at Virginia																	
Dec 05	ACC Championship																	
	<b>Opponent Totals</b>	<b>253</b>	<b>408</b>	<b>661</b>	<b>51.0-247</b>	<b>21.0-159</b>	<b>4</b>	<b>3-91</b>	<b>8-35</b>	<b>21</b>	<b>23</b>	<b>0</b>	<b>24-24</b>	<b>1</b>	<b>0</b>	<b>0</b>	<b>0</b>	<b>209</b>
	<b>Virginia Tech</b>	<b>258</b>	<b>261</b>	<b>519</b>	<b>50.0-187</b>	<b>15.0-112</b>	<b>9</b>	<b>6-46</b>	<b>7-12</b>	<b>28</b>	<b>29</b>	<b>2</b>	<b>28-28</b>	<b>1</b>	<b>0</b>	<b>0</b>	<b>0</b>	<b>249</b>

DATE	OPPONENT	PUNTING									FIELD GOALS			KICKOFFS				
		NO	YDS	AVG	LG	BLKD	TB	FC	50+	120	ATT-MADE	LG	BLKD	NO	YDS	AVG	TB	OB
Sep 07	(1/1) Ohio State	3	116	38.7	45	0	0	1	0	1	1-0	0	0	7	440	62.9	2	1
Sep 12	Furman	7	255	36.4	45	0	0	3	0	3	1-1	49	0	2	110	55.0	0	0
Sep 19	at Purdue	7	296	42.3	69	1	0	1	1	1	1-1	34	0	4	255	63.8	2	0
Sep 26	at East Carolina	5	206	41.2	45	0	0	1	0	3	0-0	0	0	6	376	62.7	4	1
* Oct 03	Pittsburgh	6	233	38.8	46	0	3	0	0	0	2-1	45	1	4	259	64.8	3	0
* Oct 09	NC State	6	268	44.7	51	0	1	1	2	3	2-2	36	0	4	258	64.5	3	0
* Oct 17	at Miami	4	162	40.5	44	0	0	1	0	2	3-3	49	0	7	451	64.4	2	0
* Oct 24	Duke	5	211	42.2	53	0	0	3	1	3	5-3	41	0	5	325	65.0	1	0
* Oct 31	at Boston College																	
* Nov 12	at Georgia Tech																	
* Nov 21	North Carolina																	
* Nov 28	at Virginia																	
Dec 05	ACC Championship																	
	Opponent Totals	43	1747	40.6	69	1	4	11	4	16	15-11	49	1	39	2474	63.4	17	2
	Virginia Tech	41	1782	43.5	60	0	7	12	10	12	17-11	48	0	44	2750	62.5	28	0



## OFFENSE GAME-BY-GAME

RUSHING	NO-YDS/TD	OSU	FURMAN	PURDUE	ECU	PITT	NCST	UM	DUKE	BC	GT	UNC	VA	ACC CG
McMillian, T TB	88-560/3	6-26/0	6-98/0	9-55/0	5-30/0	6-14/0	11-96/1	16-99/0	29-142/2					
Motley, B QB	84-228/3	7-17/0	4-38/1	15-24/1	19-85/1	17--14/0	9-44/0	11-26/0	2-8/0					
Edmunds, Trey TB	44-174/2	11-23/0	9-41/1	9-72/0	5-8/1	2-5/0	-	3-13/0	5-12/0					
Rogers, S FB	31-155/1	3-23/0	-	1-15/0	4-8/1	2-2/0	8-57/0	5-22/0	8-28/0					
Coleman, J.C. TB	37-120/1	12-43/0	3-15/0	10-46/1	7-13/0	5-3/0	-	DNP	-					
Lawson, D QB	14-55/1	DNP	9-51/1	4-0/0	1-4/0	DNP	-	-	DNP					
McKenzie, S TB	13-50/0	DNP	5-24/0	8-26/0	DNP	DNP	DNP	DNP	DNP					
Durkin, C QB	4-25/0	DNP	4-25/0	-	-	DNP	DNP	DNP	DNP					
Ford, I WR	2-17/0	-	1-7/0	-	1-10/0	-	-	-	-					
Stroman, G	6-9/0	1--4/0	-	-	-	-	4-9/0	-	1-4/0					
TEAM	4--3/0	-	-	-	-	1--1/0	3--2/0	-	-					
Hughes, A.J. P	1--4/0	-	-	-	-	-	1--4/0	-	-					
Brewer, M QB	12--12/0	4-0/0	DNP	DNP	DNP	DNP	DNP	-	8--12/0					

RECEIVING	NO-YDS/TD	OSU	FURMAN	PURDUE	ECU	PITT	NCST	UM	DUKE	BC	GT	UNC	VA	ACC CG
Ford, I WR	41-564/7	3-61/1	5-77/2	6-128/0	8-95/0	2-21/0	4-39/3	4-76/1	9-67/0					
Hodges, B TE	21-349/5	-	2-48/0	3-11/2	5-73/0	2-42/0	2-33/0	2-41/0	5-101/3					
Phillips, C WR	28-323/1	2-4/0	5-86/0	3-26/0	3-78/0	3-20/1	5-60/0	4-26/0	3-23/0					
Malleck, R TE	15-198/2	4-48/1	2-11/0	1-40/0	2-21/1	-	-	2-35/0	4-43/0					
Rogers, S FB	9-123/1	3-66/1	-	2-15/0	1-6/0	1-2/0	-	-	2-34/0					
McMillian, T TB	12-64/1	2-5/0	2-11/0	-	1-8/0	1-6/0	2-16/0	3-16/1	1-2/0					
Cline, K TE	3-38/0	-	1-31/0	-	-	-	-	2-7/0	-					
Asante, K WR	1-13/0	-	1-13/0	-	-	-	DNP	-	-					
Motley, B QB	1-13/0	-	-	1-13/0	-	-	-	-	-					
Coleman, J.C. TB	1-10/0	-	-	-	-	-	1-10/0	DNP	-					
Edmunds, Trey TB	1-8/0	1-8/0	-	-	-	-	-	-	-					
Knowles, D WR	1-7/0	DNP	1-7/0	-	DNP	DNP	DNP	DNP	DNP					

## PASSING

#9 MOTLEY, B	ATT	COMP	INT	PCT	YARDS	TD	LONG	SACK	YDS	EFFIC
Ohio State	9	4	1	44.4	36	1	17	2	13	92.5
Furman	24	16	0	66.7	233	2	46	0	0	175.7
Purdue	24	15	0	62.5	220	2	61	2	17	167.0
East Carolina	35	20	1	57.1	281	1	60	1	6	128.3
Pittsburgh	20	9	3	45.0	91	1	28	7	57	69.7
NC State	28	14	0	50.0	158	3	27	1	3	132.8
Miami (FL)	23	14	2	60.9	136	1	35	3	14	107.5
Duke	1	0	0	0.0	0	0	0	0	0	0.0
TOTALS	164	92	7	56.1	1155	11	61	16	110	128.9

#12 BREWER, M	ATT	COMP	INT	PCT	YARDS	TD	LONG	SACK	YDS	EFFIC
Ohio State	16	11	0	68.8	156	2	51	2	9	191.9
Miami (FL)	4	3	1	75.0	65	1	33	0	0	244.0
Duke	45	24	0	53.3	270	3	36	3	40	125.7
TOTALS	65	38	1	58.5	491	6	51	5	49	149.3

#2 LAWSON, D	ATT	COMP	INT	PCT	YARDS	TD	LONG	SACK	YDS	EFFIC
Furman	7	3	0	42.9	51	0	31	0	0	104.1
Purdue	1	0	0	0.0	0	0	0	0	0	0.0
NC State	1	0	0	0.0	0	0	0	0	0	0.0
TOTALS	9	3	0	33.3	51	0	31	0	0	80.9

#45 ROGERS, S	ATT	COMP	INT	PCT	YARDS	TD	LONG	SACK	YDS	EFFIC
Purdue	2	1	0	50.0	13	0	13	0	0	104.6
TOTALS	2	1	0	50.0	13	0	13	0	0	104.6

#1 FORD, I	ATT	COMP	INT	PCT	YARDS	TD	LONG	SACK	YDS	EFFIC
Duke	1	0	0	0.0	0	0	0	0	0	0.0
TOTALS	1	0	0	0.0	0	0	0	0	0	0.0

## DEFENSE GAME-BY-GAME

TACKLES	UA-A	TOT	OSU	FURMAN	PURDUE	ECU	PITT	NCST	UM	DUKE	BC	GT	UNC	VA	ACC CG
Clark, C CB	39-28	67	3-6	7-6	5-0	4-1	4-5	8-2	6-3	2-5					
Alexander, A ROV	33-16	49	3-0	-	7-0	3-6	7-1	5-2	4-2	4-5					
Clarke, D LB	26-23	49	2-0	4-3	4-1	4-1	4-5	1-6	4-2	3-5					
Maddy, L DT	11-29	40	1-3	0-3	0-1	1-9	5-0	1-3	2-5	1-5					
Motuapuaka, A LB	19-13	32	1-3	1-3	DNP	DNP	5-2	1-1	9-1	2-3					
Ekanem, K DE	9-15	24	-	1-3	3-0	1-1	-	3-6	0-3	1-2					
Nicolas, D DE	8-15	23	1-1	0-1	1-1	2-1	1-3	1-3	2-2	0-3					
Vandyke, R OLB	12-11	23	3-2	1-5	0-1	-	-	4-1	4-1	0-1					
Edmunds, Te ROV	8-12	20	-	0-1	1-0	0-3	4-1	2-5	1-0	0-2					
Baron, W DT	9-11	20	-	2-1	2-1	-	2-2	1-3	2-2	0-2					
Reynolds, M CB	14-6	20	1-1	-	1-0	4-0	0-1	2-0	1-1	5-3					
Frye, D FS	10-9	19	4-5	1-3	-	3-0	-	DNP	DNP	2-1					
Facyson, B CB	11-7	18	1-1	0-1	1-0	-	3-0	2-2	1-1	3-2					
Huelskamp, S LB	7-6	13	-	1-1	1-0	5-5	DNP	DNP	DNP	DNP					
Stroman, G CB	6-6	12	0-2	1-0	3-1	2-3	-	-	-	-					
Riley, D FS	7-4	11	-	1-0	-	0-1	2-0	1-1	0-2	3-0					
Mihota, V DT	0-7	7	0-2	0-2	-	-	-	-	0-2	0-1					
Fuller, K CB	3-4	7	1-1	1-3	1-0	DNP	DNP	DNP	DNP	DNP					
Greene, D FS	4-3	7	1-1	3-2	-	DNP	DNP	-	-	-					
McKinnon, D LB	2-4	6	1-1	1-1	0-2	DNP	DNP	DNP	DNP	DNP					
Marshall, C DT	3-3	6	0-2	1-0	-	2-1	-	DNP	DNP	-					
Slye, J	2-3	5	1-0	-	0-1	0-1	1-0	-	-	0-1					
Dooley, S DE	0-4	4	-	0-1	-	-	-	0-2	-	0-1					
Edmunds, Trem LB	1-3	4	-	-	1-1	0-1	-	-	-	0-1					
Lydon, C LB	2-2	4	DNP	DNP	-	1-1	-	0-1	1-0	-					
Peoples, S	0-3	3	-	-	-	0-2	-	0-1	-	-					
Shegog, A ROV	1-2	3	-	-	1-0	0-1	-	0-1	-	-					
Williams, N DT	1-2	3	-	-	-	-	1-0	-	0-2	-					
Sobczak, S DT	0-2	2	0-1	-	-	DNP	DNP	-	0-1	DNP					
Rogers, S	1-1	2	-	-	-	-	-	-	1-0	0-1					
Alleyne, J FS	1-1	2	DNP	-	1-0	-	-	-	-	0-1					
Conte, A	1-0	1	-	-	-	-	1-0	-	-	-					
Hansen, W	1-0	1	-	-	-	1-0	-	-	-	-					
Coleman, J.C.	0-1	1	-	-	-	-	0-1	-	DNP	-					
D'Antuono, E	0-1	1	0-1	-	-	-	-	-	-	-					
Moss, J LB	0-1	1	0-1	-	DNP	-	-	-	-	-					
Motley, B	1-0	1	1-0	-	-	-	-	-	-	-					
Hughes, A.J.	0-1	1	-	-	-	-	-	-	-	0-1					
Newsome, D	1-0	1	-	-	-	-	DNP	1-0	-	DNP					
Banks, E CB	0-1	1	DNP	0-1	DNP	DNP	DNP	DNP	DNP	DNP					
Caleb, J	0-1	1	DNP	0-1	-	-	-	-	-	-					
Phillips, C	1-0	1	-	-	-	-	-	-	1-0	-					
McMillian, T	1-0	1	-	-	-	-	1-0	-	-	-					
Ford, I	1-0	1	-	-	-	-	-	-	1-0	-					
Malleck, R	1-0	1	-	-	-	-	-	1-0	-	-					

SACKS	UA-A	TOT	OSU	FURMAN	PURDUE	ECU	PITT	NCST	UM	DUKE	BC	GT	UNC	VA	ACC CG
Clarke, D LB	2-2	3.0	-	1.0-6	-	-	1.0-3	1.0-7	-	-					
Baron, W DT	3-0	3.0	-	1.0-9	1.0-7	-	-	1.0-6	-	-					
Maddy, L DT	2-0	2.0	-	-	-	-	1.0-8	-	1.0-8	-					
Ekanem, K DE	1-1	1.5	-	-	-	-	-	1.5-5	-	-					
Motuapuaka, A LB	1-1	1.5	-	-	DNP	DNP	1.0-16	0.5-4	-	-					
Marshall, C DT	1-0	1.0	-	1.0-11	-	-	-	DNP	DNP	-					
Fuller, K CB	1-0	1.0	-	-	1.0-6	DNP	DNP	DNP	DNP	DNP					
Huelskamp, S LB	1-0	1.0	-	-	-	1.0-8	DNP	DNP	DNP	DNP					
Clark, C CB	1-0	1.0	-	-	-	-	1.0-8	-	-	-					

TACKLES FOR LOSS	UA-A	TOT	OSU	FURMAN	PURDUE	ECU	PITT	NCST	UM	DUKE	BC	GT	UNC	VA	ACC CG
Clarke, D LB	4-6	7.0	-	2.5-9	-	-	2.5-5	2.0-8	-	-					
Maddy, L DT	5-3	6.5	1.5-2	-	-	1.5-4	1.0-8	0.5-0	2.0-10	-					
Baron, W DT	5-2	6.0	-	2.5-13	1.0-7	-	1.0-1	1.5-7	-	-					
Reynolds, M CB	4-0	4.0	-	-	-	1.0-2	-	2.0-8	-	1.0-7					
Ekanem, K DE	3-2	4.0	-	-	-	1.5-9	-	2.5-6	-	-					
Marshall, C DT	3-2	4.0	0.5-1	1.0-11	-	2.5-7	-	DNP	DNP	-					
Huelskamp, S LB	3-1	3.5	-	-	-	3.5-11	DNP	DNP	DNP	DNP					
Motuapuaka, A LB	2-1	2.5	-	-	DNP	DNP	1.0-16	0.5-4	1.0-1	-					
Clark, C CB	1-3	2.5	0.5-0	-	-	-	1.5-8	-	-	0.5-1					
Vandyke, R OLB	2-0	2.0	1.0-1	-	-	-	-	1.0-1	-	-					
Lydon, C LB	1-0	1.0	DNP	DNP	-	1.0-3	-	-	-	-					
Facyson, B CB	1-0	1.0	-	-	-	-	-	-	-	1.0-1					
Fuller, K CB	1-0	1.0	-	-	1.0-6	DNP	DNP	DNP	DNP	DNP					

**RETURNS GAME-BY-GAME**

<b>PUNT RETURNS</b>	<b>NO-YDS</b>	<b>OSU</b>	<b>FURMAN</b>	<b>PURDUE</b>	<b>ECU</b>	<b>PITT</b>	<b>NCST</b>	<b>UM</b>	<b>DUKE</b>	<b>BC</b>	<b>GT</b>	<b>UNC</b>	<b>VA</b>	<b>ACC CG</b>
Stroman, G	16-35	1-0	1-0	5-36	2-0	1-2	2--4	2--1	2-2					
Edmunds, Te	1-19	-	-	1-19	-	-	-	-	-					

<b>KICK RETURNS</b>	<b>NO-YDS</b>	<b>OSU</b>	<b>FURMAN</b>	<b>PURDUE</b>	<b>ECU</b>	<b>PITT</b>	<b>NCST</b>	<b>UM</b>	<b>DUKE</b>	<b>BC</b>	<b>GT</b>	<b>UNC</b>	<b>VA</b>	<b>ACC CG</b>
Greene, D	9-243	1-18	-	2-116	DNP	DNP	1-25	3-58	2-26					
McMillian, T	5-88	3-57	-	-	-	-	-	2-31	-					
Asante, K	4-61	-	2-28	-	1-17	1-16	DNP	-	-					
Coleman, J.C.	2-43	-	-	-	-	-	-	DNP	2-43					

<b>INT. RETURNS</b>	<b>NO-YDS</b>	<b>OSU</b>	<b>FURMAN</b>	<b>PURDUE</b>	<b>ECU</b>	<b>PITT</b>	<b>NCST</b>	<b>UM</b>	<b>DUKE</b>	<b>BC</b>	<b>GT</b>	<b>UNC</b>	<b>VA</b>	<b>ACC CG</b>
Alexander, A	3--4	-	1-0	1--4	-	-	1-0	-	-					
Motuapuaka, A	1-18	-	1-18	DNP	DNP	-	-	-	-					
Frye, D	1-0	1-0	-	-	-	-	DNP	DNP	-					
Huelskamp, S	1-0	-	-	1-0	-	DNP	DNP	DNP	DNP					
Stroman, G	1--2	-	-	-	1--2	-	-	-	-					

<b>FUMBLE RETURNS</b>	<b>NO-YDS</b>	<b>OSU</b>	<b>FURMAN</b>	<b>PURDUE</b>	<b>ECU</b>	<b>PITT</b>	<b>NCST</b>	<b>UM</b>	<b>DUKE</b>	<b>BC</b>	<b>GT</b>	<b>UNC</b>	<b>VA</b>	<b>ACC CG</b>
Clark, C	1-20	-	-	1-20	-	-	-	-	-					
Reynolds, M	1-17	-	-	-	1-17	-	-	-	-					
Edmunds, Te	1-9	-	-	-	-	1-9	-	-	-					



## GAMES PLAYED

NO.	NAME	GP/GS	OSU	FURMAN	PURDUE	ECU	PITT	NCST	UM	DUKE	BC	GT	UNC	VA	ACC CG
36	Alexander, A	8/6	XXX	XXX	START	START	START	START	START	START					
17	Alleyne, J	7/-	...	XXX	XXX	XXX	XXX	XXX	XXX	XXX					
81	Asante, K	7/-	XXX	XXX	XXX	XXX	XXX	...	XXX	XXX					
5D	Banks, E	1/-	...	XXX	...	...	...	...	...	...					
60	Baron, W	8/4	XXX	XXX	START	XXX	XXX	START	START	START					
21	Brainard, M	8/-	XXX	XXX	XXX	XXX	XXX	XXX	XXX	XXX					
12	Brewer, M	3/2	START	...	...	...	...	...	XXX	START					
82	Burke, X	1/-	...	...	...	XXX	...	...	...	...					
8	Burns, D	2/-	...	XXX	XXX	...	...	...	...	...					
15	Caleb, J	7/-	...	XXX	XXX	XXX	XXX	XXX	XXX	XXX					
86	Carroll, C.J.	2/-	...	XXX	XXX	...	...	...	...	...					
61	Chung, K	4/1	XXX	XXX	XXX	...	...	START	...	...					
19	Clark, C	8/8	START	START	START	START	START	START	START	START					
40	Clarke, D	8/8	START	START	START	START	START	START	START	START					
89	Cline, K	8/-	XXX	XXX	XXX	XXX	XXX	XXX	XXX	XXX					
4	Coleman, J.C.	7/4	START	START	XXX	START	START	XXX	...	XXX					
72	Conte, A	8/8	START	START	START	START	START	START	START	START					
59	D'Antuono, E	8/8	START	START	START	START	START	START	START	START					
43	Dooley, S	8/-	XXX	XXX	XXX	XXX	XXX	XXX	XXX	XXX					
13	Durkin, C	3/-	...	XXX	XXX	XXX	...	...	...	...					
55	Eberly, J	1/-	...	XXX	...	...	...	...	...	...					
22	Edmunds, Te	8/3	XXX	XXX	XXX	XXX	START	START	START	XXX					
49	Edmunds, Trem	8/-	XXX	XXX	XXX	XXX	XXX	XXX	XXX	XXX					
14	Edmunds, Trey	8/-	XXX	XXX	XXX	XXX	XXX	XXX	XXX	XXX					
40	Ekanem, K	8/8	START	START	START	START	START	START	START	START					
31	Facyson, B	8/8	START	START	START	START	START	START	START	START					
1	Ford, I	8/8	START	START	START	START	START	START	START	START					
26	Frye, D	6/2	START	START	XXX	XXX	XXX	...	...	XXX					
11	Fuller, K	3/3	START	START	START	...	...	...	...	...					
33	Galante, J	6/-	...	XXX	...	XXX	XXX	XXX	XXX	XXX					
64	Gallo, E	8/8	START	START	START	START	START	START	START	START					
23	Greene, D	6/-	XXX	XXX	XXX	...	...	XXX	XXX	XXX					
77	Hansen, W	8/8	START	START	START	START	START	START	START	START					
93	Haynes, J	8/-	XXX	XXX	XXX	XXX	XXX	XXX	XXX	XXX					
7	Hodges, B	8/8	START	START	START	START	START	START	START	START					
56	Huelskamp, S	4/2	XXX	XXX	START	START	...	...	...	...					
27	Hughes, A.J.	8/8	START	START	START	START	START	START	START	START					
29	Jones, G	7/1	XXX	XXX	...	XXX	XXX	XXX	XXX	START					
80	Knowles, D	2/-	...	XXX	XXX	...	...	...	...	...					
2Q	Lawson, D	5/-	...	XXX	XXX	XXX	...	XXX	XXX	...					
44	Lydon, C	6/-	...	...	XXX	XXX	XXX	XXX	XXX	XXX					
92	Maddy, L	8/8	START	START	START	START	START	START	START	START					
88	Malleck, R	8/8	START	START	START	START	START	START	START	START					
96	Marshall, C	6/3	XXX	START	XXX	START	START	...	...	XXX					
28	McKenzie, S	2/-	...	XXX	XXX	...	...	...	...	...					
38	McKinnon, D	3/-	XXX	XXX	XXX	...	...	...	...	...					
71	McLaughlin, J	8/8	START	START	START	START	START	START	START	START					
34	McMillian, T	8/2	XXX	XXX	START	XXX	XXX	XXX	START	XXX					
83	Meyer, C	7/-	XXX	XXX	XXX	XXX	XXX	XXX	...	XXX					
99	Mihota, V	8/-	XXX	XXX	XXX	XXX	XXX	XXX	XXX	XXX					
18	Minor, R	3/-	XXX	XXX	...	...	...	...	XXX	...					
66	Mitchell, B	7/-	...	XXX	...	...	...	...	...	...					
50	Moss, J	1/-	XXX	XXX	...	XXX	XXX	XXX	XXX	XXX					
9	Motley, B	8/6	XXX	START	START	START	START	START	START	XXX					
54	Motuapauka, A	6/6	START	START	...	...	START	START	START	START					
20	Newsome, D	6/-	XXX	XXX	XXX	XXX	...	XXX	XXX	...					
90	Nicolas, D	8/8	START	START	START	START	START	START	START	START					
69	Nijman, Y	8/-	XXX	XXX	XXX	XXX	XXX	XXX	XXX	XXX					
67	Osterloh, P	7/-	XXX	XXX	XXX	XXX	XXX	XXX	XXX	...					
32	Peoples, S	8/-	XXX	XXX	XXX	XXX	XXX	XXX	XXX	XXX					
58	Pettit, C	1/-	...	XXX	...	...	...	...	...	...					
74	Pfaff, B	2/-	...	XXX	XXX	...	...	...	...	...					
5	Phillips, C	8/6	START	START	XXX	START	START	XXX	START	START					
52	Redman, D	8/-	XXX	XXX	XXX	XXX	XXX	XXX	XXX	XXX					
6	Reynolds, M	8/2	XXX	XXX	XXX	START	XXX	XXX	XXX	START					
2	Riley, D	8/-	XXX	XXX	XXX	XXX	XXX	XXX	XXX	XXX					
45	Rogers, S	8/3	XXX	XXX	START	XXX	XXX	START	XXX	START					
35	Santamaria, M	2/-	...	XXX	XXX	...	...	...	...	...					
24	Shegog, A	8/-	XXX	XXX	XXX	XXX	XXX	XXX	XXX	XXX					
46	Slye, J	8/8	START	START	START	START	START	START	START	START					
75	Smith, A	3/-	XXX	XXX	XXX	...	...	...	...	...					
91	Sobczak, S	5/-	XXX	XXX	XXX	...	...	XXX	XXX	...					
3	Stroman, G	8/4	START	XXX	START	START	XXX	START	XXX	XXX					
87	Taylor, C	2/-	...	XXX	XXX	...	...	...	...	...					
47	Taylor, Q	1/-	...	XXX	...	...	...	...	...	...					
57	Teller, W	8/7	START	START	START	START	START	XXX	START	START					
37	Vandyke, R	8/5	START	START	XXX	XXX	START	START	START	XXX					
41	Willenbrock, J	6/-	XXX	XXX	XXX	...	...	XXX	XXX	XXX					
2D	Williams, C	1/-	...	XXX	...	...	...	...	...	...					
95	Williams, N	8/-	XXX	XXX	XXX	XXX	XXX	XXX	XXX	XXX					
53	Young, T	3/-	XXX	XXX	XXX	...	...	...	...	...					

## BY-QUARTER STATISTIC

## 3RD-DOWN CONVERSIONS

DATE	OPPONENT		SCORE	OVERALL	1ST QTR	2ND QTR	3RD QTR	4TH QTR	OT QTR
Sep 07	(1/1) Ohio State	L	24-42	8-17 47.1%	2-5 40.0%	3-5 60.0%	2-4 50.0%	1-3 33.3%	
Sep 12	Furman	W	42-3	4-12 33.3%	0-3 0.0%	1-4 25.0%	1-1 100.0%	2-4 50.0%	
Sep 19	at Purdue	W	51-24	7-16 43.8%	1-3 33.3%	2-3 66.7%	1-4 25.0%	3-6 50.0%	
Sep 26	at East Carolina	L	28-35	6-16 37.5%	1-3 33.3%	2-6 33.3%	2-4 50.0%	1-3 33.3%	
* Oct 03	Pittsburgh	L	13-17	4-13 30.8%	1-3 33.3%	1-3 33.3%	1-3 33.3%	1-4 25.0%	
* Oct 09	NC State	W	28-13	5-12 41.7%	0-3 0.0%	3-3 100.0%	1-3 33.3%	1-3 33.3%	
* Oct 17	at Miami	L	20-30	3-10 30.0%	1-2 50.0%	0-3 0.0%	1-3 33.3%	1-2 50.0%	
* Oct 24	Duke	L	43-45	11-22 50.0%	2-3 66.7%	2-6 33.3%	6-7 85.7%	0-3 0.0%	1-3 33.3%
* Oct 31	at Boston College								
* Nov 12	at Georgia Tech								
* Nov 21	North Carolina								
* Nov 28	at Virginia								
Dec 05	ACC Championship								
	Virginia Tech			48-118 40.7%	8-25 32.0%	14-33 42.4%	15-29 51.7%	10-28 35.7%	1-3 33.3%
	Opponents			40-116 34.5%	16-30 53.3%	12-31 38.7%	8-25 32.0%	4-28 14.3%	0-2 0.0%

## 4TH-DOWN CONVERSIONS

DATE	OPPONENT		SCORE	OVERALL	1ST QTR	2ND QTR	3RD QTR	4TH QTR	OT QTR
Sep 07	(1/1) Ohio State	L	24-42	0-0 0.0%	0-0 0.0%	0-0 0.0%	0-0 0.0%	0-0 0.0%	
Sep 12	Furman	W	42-3	2-2 100.0%	0-0 0.0%	1-1 100.0%	0-0 0.0%	1-1 100.0%	
Sep 19	at Purdue	W	51-24	0-1 0.0%	0-0 0.0%	0-0 0.0%	0-0 0.0%	0-1 0.0%	
Sep 26	at East Carolina	L	28-35	2-3 66.7%	1-1 100.0%	1-1 100.0%	0-0 0.0%	0-1 0.0%	
* Oct 03	Pittsburgh	L	13-17	0-1 0.0%	0-0 0.0%	0-0 0.0%	0-0 0.0%	0-1 0.0%	
* Oct 09	NC State	W	28-13	0-1 0.0%	0-0 0.0%	0-0 0.0%	0-0 0.0%	0-1 0.0%	
* Oct 17	at Miami	L	20-30	1-2 50.0%	0-0 0.0%	1-1 100.0%	0-1 0.0%	0-0 0.0%	
* Oct 24	Duke	L	43-45	1-1 100.0%	0-0 0.0%	0-0 0.0%	0-0 0.0%	1-1 100.0%	0-0 0.0%
* Oct 31	at Boston College								
* Nov 12	at Georgia Tech								
* Nov 21	North Carolina								
* Nov 28	at Virginia								
Dec 05	ACC Championship								
	Virginia Tech			6-11 54.5%	1-1 100.0%	3-3 100.0%	0-1 0.0%	2-6 33.3%	0-0 0.0%
	Opponents			7-13 53.8%	1-1 100.0%	1-2 50.0%	1-1 100.0%	4-9 44.4%	0-0 0.0%

## TIME OF POSSESSION

DATE	OPPONENT		SCORE	OVERALL	1ST QTR	2ND QTR	3RD QTR	4TH QTR	OT QTR
Sep 07	(1/1) Ohio State	L	24-42	32:52	7:25	10:22	8:03	7:02	
Sep 12	Furman	W	42-3	29:22	6:21	6:32	7:01	9:28	
Sep 19	at Purdue	W	51-24	38:11	7:19	9:48	9:26	11:38	
Sep 26	at East Carolina	L	28-35	33:10	7:28	9:38	7:30	8:34	
* Oct 03	Pittsburgh	L	13-17	26:00	7:47	6:14	7:29	4:30	
* Oct 09	NC State	W	28-13	27:13	4:24	9:54	6:12	6:43	
* Oct 17	at Miami	L	20-30	27:52	7:41	5:02	9:06	6:03	
* Oct 24	Duke	L	43-45	36:51	5:52	7:03	13:20	10:36	0:00
* Oct 31	at Boston College								
* Nov 12	at Georgia Tech								
* Nov 21	North Carolina								
* Nov 28	at Virginia								
Dec 05	ACC Championship								
	Virginia Tech	Total		251:31	54:17	64:33	68:07	64:34	0:00
		Avg.		31:26	6:47	8:04	8:30	8:04	0:00
	Opponents	Total		228:29	65:43	55:27	51:53	55:26	0:00
		Avg.		28:33	8:12	6:55	6:29	6:55	0:00

## BOSTON COLLEGE WEEK MEDIA SCHEDULE

MONDAY 26	TUESDAY 27	WEDNESDAY 28	THURSDAY 29	FRIDAY 30	SATURDAY 31	SUNDAY 1
<b>Press Luncheon</b> 12-1:30 p.m. Selected players along with Coach Frank Beamer and additional asst. coaches	<b>Media Interviews</b> Approximately 6:15 p.m. DC Bud Foster, requested asst. coaches, and offensive and defensive players	<b>ACC Teleconference</b> Beamer at 11:40 a.m.	<b>No availability</b>  <b>FRIDAY 30</b> <b>No availability</b>	<b>GAME DAY - 12:30 p.m. ET</b> <b>Virginia Tech at Boston College</b>  <b>Postgame</b> Coaches Beamer, Foster, Loeffler and selected players	<b>No availability</b>	

## VIRGINIA TECH MEDIA INFORMATION

### MONDAY - PRESS LUNCHEON

Mondays, media members are invited to the Shott Media Center, which is located on the bottom level of the South End Zone, to take part in a joint press conference with selected players, Coach Frank Beamer and additional assistant coaches in the home interview room. A light lunch is served at noon with the interviews normally beginning at 12:30 p.m., with Coach Beamer being at the podium at approximately 1 p.m. The players and coaches who come to Monday's media luncheon will not be available post-practice on Tuesday.

A video feed of the press conference is available for free, both live and archived, on [hokiesports.com](http://hokiesports.com). Media may watch this feed outside of the Shott Media Center, but can not ask questions.

Media may ONLY park in the softball/track lot without a visitor's pass. Tickets will be the responsibility of the offender.

### TUESDAY - MEDIA INTERVIEWS

Tuesdays, offensive and defensive players along with assistant coaches will be available post practice. These interviews will take place outside the Veatch Family Lounge at approximately 6:15 p.m. Most weeks, defensive coordinator Bud Foster is available this day and will speak first for 10 minutes and then the coaches and players will be available for 20 minutes after that.

Media are asked to wait in the basketball work area located in Cassell Coliseum until a member of the Strategic Communications staff brings the media members to the lounge area.

Media coming for campus for post-practice interviews do not need a visitor's parking pass (after 5 p.m.). If members plan to come on campus during normal business hours (8 a.m. to 5 p.m.), they must stop at the Visitor's Center and get a parking pass. Tickets will be the responsibility of the offender.

### WEDNESDAY - ACC TELECONFERENCE

The ACC football coaches will be featured on a weekly teleconference, beginning Wednesday, Aug. 27 and continuing each Wednesday until Nov. 25. Each coach will be available for 10 minutes, with Coach Frank Beamer scheduled to start at 11:40.

Members of the media can secure the number by contacting the ACC office at (336) 851-6062

### ACC VIDEO CLIP SERVICE

ACC Advanced Media will utilize the ACC Video Clip Service (AVCS) to provide football highlights and press conference excerpts to broadcast media across the conference footprint. This service will provide video content to media outlets in a more timely fashion, in an easy to access and download format, at no cost. To register for the AVCS contact Scott McBurney, Assistant Commissioner/ACC Advanced Media, at [smcburney@theacc.org](mailto:smcburney@theacc.org) or call 336.369.4646.

### WWW.HOKIESPORTS.COM

The official web site of Virginia Tech athletics is home to all the football knowledge you need. Schedules, results, rosters, bios, stats, general releases and game notes can be found here and are always up to date. The Gameday section (only available for home games) has live stats, radio and television coverage information and other pertinent information.

### HOKIESPORTS.COM/MEDIA

This media-only, password-protected web site is designed to make the media's job easier. Here you will find high-resolution, color head shots of every Tech football player and coach available to download, along with logos and other information.

### HOKIESPORTS.COM/MEDIA/CREDENTIALS

Tech's online site to request single-game press box or photo credentials. No email requests please!

### WWW.THEACC.COM

Updated standings, results, schedules, stats and notes are on the site each week during the season.

### WWW.COLLEGEPRESSBOX.COM

[collegepressbox.com](http://collegepressbox.com) is the official media web site for ACC football. Access and download weekly game notes, quotes, stats, media guides and more for the conference and each of its 12 member schools. Login information will be distributed to accredited media or you can apply for a password by sending an e-mail to [password@collegepressbox.com](mailto:password@collegepressbox.com).

## WHO TO CONTACT

### STRATEGIC COMMUNICATIONS OFFICE

21 Beamer Way  
 Room 460, Jamerson Athletic Center  
 Blacksburg, Va. 24061  
 Office: (540) 231-6726 • Fax: (540) 231-6984

### Virginia Tech Football Contacts

Requests for Coaches, Players, Credentials

Associate AD, Strategic Communications

Pete Moris

540.231.9965 | [morisvt@vt.edu](mailto:morisvt@vt.edu)

Assistant Director, Strategic Communications

Marc Mullen

540.231.1894 | [marcm@vt.edu](mailto:marcm@vt.edu)

Strategic Communications Assistant

Evan Nicely

540.231.1494 | [enically@vt.edu](mailto:enically@vt.edu)

### Requests for Photographs

Director, Photography and Design

Dave Knachel

540.231.1838 | [dknachel@vt.edu](mailto:dknachel@vt.edu)

### Requests for Virginia Tech Radio

Assistant Director of Broadcast Services

Andrew Allegretta

540.961.7604 ext. 5 | [andrew.allegretta@img.com](mailto:andrew.allegretta@img.com)

## VIRGINIA TECH FOOTBALL ON SOCIAL MEDIA



### FACEBOOK

[facebook.com/hokiesports](https://facebook.com/hokiesports)



### TWITTER

@VT\_Football



### INSTAGRAM

[vthokiefootball](https://www.instagram.com/vthokiefootball)



### SNAPCHAT

vtfootball