

VIRGINIA TECH FOOTBALL

BEAMER WAY

#LUNCHPAILD LEADS POWER 5 SINCE 1996 IN SACKS (738.0) & INTS (334) | 100% GRAD RATE OF SENIORS SINCE 2012 | STRONG TOGETHER

2015 SCHEDULE

Date	Opponent	Time/Res.	TV
9/7	OHIO STATE	L 24-42	ESPN
9/12	FURMAN	W 42-3	ESPN3
9/19	at Purdue	W 51-24	ESPNU
9/26	at East Carolina	L 28-35	ABC/ESPN2
10/3	PITTSBURGH	L 13-17	FOXSouth
10/9	NC STATE	W 28-13	ESPN
10/17	at Miami	L 20-30	ESPNU
10/24	DUKE	3:30 p.m.	ESPNU
10/31	at Boston College	12:30 p.m.	ACC Net.
11/12	at Georgia Tech	7:30 p.m.	ESPN
11/21	NORTH CAROLINA	TBA	TBA
11/28	at Virginia	TBA	TBA
12/5	ACC Championship	TBA	TBA

All times Eastern, home games in all caps
VIRGINIA TECH (3-4, 1-2 ACC)
HOKIES
GAME AT A GLANCE

Date:Saturday, Oct. 24, 2015
Time: 3:30 p.m. ET
Location:Blacksburg, Va.
Venue: Lane Stadium (65,632)
Surface: Natural
Series: Virginia Tech leads 14-8
Last: VT won 17-16 (11/15/14)

DID YOU KNOW?

Virginia Tech head coach Frank Beamer owns a combined 14-3 (.824) record at Lane Stadium against current ACC teams hailing from the state of North Carolina: 5-1 vs. Duke, 4-1 vs. UNC, 3-1 vs. NC State and 1-0 vs. Wake Forest.


No. 23 DUKE (5-1, 2-0 ACC)
BLUE DEVILS
DANCING WITH THE DEVILS

Since Tech joined the ACC in 2004, the Hokies are 10-1 against Duke, including a 5-1 mark at Lane Stadium. The Hokies' lone home blemish against the Blue Devils was a 13-10 loss (10/26/13) in Duke's most recent visit to Blacksburg. The Hokies have outscored Duke by 19.4 ppg and own a sizable edge in total yardage (191.1 ypg) and turnover differential at +7 (28 takes/21 gives).

11 ACC MEETINGS - VIRGINIA TECH VS. DUKE

Team	Pts	YPG	Takes	Sacks	Pass Rate
Tech	339 (30.8)	417.0	28	40.0	147.9
Duke	126 (11.5)	225.9	21	24.0	79.9
VT Edge	19.4 ppg	191.1	+7	+16.0	+68.0

TALE OF THE ACC TAPE

Here's a look at the records of both VT and Duke since the start of the 2004 season when VT joined the ACC. While the Hokies own decided advantages, Duke has posted a 13-3 ACC record dating back to a 35-22 win at UVA (10/19/13).

Team	Overall	ACC	Home	Bowls	ACC Champs
Tech	109-45	66-25	60-16	11	4
Duke	49-91	23-67	29-46	3	0

BUILT FORD TOUGH

WR Isaiah Ford leads the ACC with seven receiving TDs and 497 receiving yards. He also leads the ACC with a 15.5 yards per catch avg. among players with at least 25 receptions. He also ranks fourth in the conference in receiving ypg (71.0) and Ford's seven TD catches are tied for sixth in the Power Five. He is on pace to finish the regular season with 12 TD catches, which would break Tech's single-season record. Ford is also making a case to become the first Hokie pass catcher to register a 1,000-yard season.

ACC RECEIVING LEADERS

RECEIVING YARDS		RECEIVING TDS	
#	Player	#	Player
497	Isaiah Ford, VT	7	Isaiah Ford, VT
446	R. Scott, Miami	5	Mack Hollins, UNC
443	A. Scott, Clemson	5	J. Leggett, Clemson

VIRGINIA TECH SINGLE-SEASON RECORDS

RECEIVING YARDS		RECEIVING TDS	
#	Player	#	Player
962	Andre Davis, 1999	9	Antonio Freeman, 1993
953	Marcus Davis, 2012	9	Andre Davis, 1999
925	Ernest Wilford, 2002	8	Ricky Hall, 1998

LET'S GO FOR 200!

Dating back to 1996, the Hokies are 64-4 (.941) at Lane Stadium when registering 200 or more net rushing yards, including 14 straight wins. Virginia Tech is 25-1 all-time in ACC play when rushing for 200 or more net yards, including a perfect 15-0 ACC mark at Lane Stadium in such games.

Virginia Tech Seeks to Get Back in ACC Coastal Race, Hosts Pivotal Contest vs. Duke at Lane Stadium

- Virginia Tech seeks to improve to .500 on the season as Duke visits. Dating back to 1995, Tech is 107-25 (.811) at home.
- Duke enjoyed a bye following a 44-3 win at Army (10/10/15) with its only loss coming by a 19-10 count vs. Northwestern (9/19).
- Tech is seeking its sixth home win against Duke in ACC play (2004-pres). Duke has won seven of its last eight ACC road games.
- Dating back to 2004, Duke owns an 11-33 (.250) ACC road record, going a combined 2-15 at VT (1-5), GT (1-5) and Miami (0-5).
- Beamer is seeking his 110th ACC win, while David Cutcliffe is aiming for his 23rd career ACC victory.
- WR Isaiah Ford leads the ACC with seven TD catches, owning four TDs in his last two games.
- QB Michael Brewer returned in the second half at Miami (10/17), seeing his first action since being injured vs. Ohio State (9/7).
- The Hokies are 5-3 when Brewer throws two or more TDs, including a 17-16 victory at Duke (11/15/14).

Virginia Tech's #LunchPailD Has Racked Up 9.0 Sacks in ACC Play, Duke is ACC's Best in Pass Protection

- Virginia Tech has won 11 of its last 13 ACC home games when limiting its opponent to 20 points or fewer.
- Tech is 17-1 (.944) at home vs. the ACC when scoring 30+ points. Duke has not allowed a 30-point game in 2015.
- Dating back to 2000, VT has permitted 30 points or more only seven times (2-5 record).
- Duke has scored 30 points or more in 13 of its 22 ACC victories under David Cutcliffe.
- The Hokies are tied for third in the ACC with 15.0 sacks. Duke (4.0) has allowed the fewest sacks in the conference.
- VT is 90-1 (.989) when allowing 10 points or fewer since 1996. Duke is 2-11 under David Cutcliffe when scoring 10 points or fewer.
- The Hokies are 50-6 (.893) dating back to 2004 when holding ACC foes to 17 points or fewer.
- Duke is 4-25 (.138) under Cutcliffe when being held to 17 points or fewer.
- Dating back to 2004, VT is 46-7 (.868) with 400+ net yards of total offense, including an 11-2 (.846) mark in ACC home games.
- The Hokies are 7-0 in ACC play against Duke when topping the 400-yard plateau.
- The Blue Devils are 14-61 (.187) overall and 3-23 (.115) in ACC road games under Cutcliffe when permitting 400+ yards.

Hokies Seek to Bounce Back in The Turnover Column in Homecoming Contest at Lane Stadium

- In VT's three wins, the Hokies are +6 (7 takes/1 give). In Tech's four losses, the club is -4 (6 takes/10 gives).
- Virginia Tech (13) and Georgia Tech (13) are tied for second in the ACC in takeaways. Only Miami (15) has more.
- VT is 86-8 (.915) in multi-INT games dating back to 1996. No Power Five team owns more INTs (334) or INT return TDs (44) over that span.
- The Hokies rank second in the ACC with six opponent fumble recoveries and are tied for third with seven INTs.
- Tech is 19-2 (.905) all-time in ACC play when it doesn't commit a turnover.
- Virginia Tech is 15-1 (.938) in its last 16 home games when it forces two or more INTs.
- Dating back to 2004, Duke is 1-16 (.063) in ACC action when it throws two or more INTs on the road.
- Virginia Tech true freshman S Adonis Alexander leads Tech and is fourth in the ACC with three interceptions.
- Tech CB Mook Reynolds is tied for the ACC lead with two FRs. Duke S Jeremy Cash is tied for the ACC lead with three FFs.

Final Tidbits on Hokies, Blue Devils

- CB Brandon Facyson leads Tech and is tied for the ACC lead with eight passes defended.
- Duke ranks first in the ACC in scoring defense (9.3 ppg), second in the ACC in total defense (252.8 ypg) and first in pass defense (131.2 ypg).
- Duke's defense also leads the ACC, allowing 13.2 first downs per game and ranks third on third down at 22.7% (22 of 97).
- Tech K Joey Slye is 19-22 (86.4%) career on FGs inside 40 yards. Duke K Ross Martin is a perfect 12-12 on FGs this season.
- Duke leads the ACC with a 28.5-yard kickoff return average.
- Next week, Virginia Tech is on the road at Boston College (10/31), while Duke hosts Miami (10/31).

IT'S #TRAVONTIME

RB Travon McMillian leads the Hokies with 418 rushing yards. His 7.1 yards per carry average ranks third in the ACC among players with a minimum of 50 carries and is currently the top single-season mark for the Hokies dating back to 1996 (min. 50 attempts). McMillian is coming off a career-high 99-yard effort at Miami (10/17) and is 10th in the ACC at 59.7 ypg.

ACC RUSHING LEADERS		YARDS PER CARRY (min 50 atts)	
Avg.	Player (No-Yds)	Avg.	Player (No-Yds)
8.7	D. Cook, FSU (110-955)	7.1	T. McMillian, 2015 (59-418)
7.2	M. Williams, UNC (56-405)	6.3	A. Kendrick, 1999 (103-645)
7.1	T. McMillian, VT (59-418)	5.9	B. Ore, 2005 (109-647)
6.9	E. Hood, UNC (79-545)	5.9	K. Oxendine, 1996 (150-890)

#LPD AMONG ACC LEADERS

Chuck Clark is second in the ACC with 60 total tackles and is tied for second, averaging 8.6 tackles per game. Deon Clarke leads the Hokies and is tied for the ACC lead among linebackers with 7.0 tackles for loss. LB Andrew Motuapuaka led Tech with 10 tackles (9 solo) at Miami (10/17) with Clark ranked second with nine stops. Duke LB Dwayne Norman ranks fourth in the ACC with 51 tackles and ranks third among ACC LBs with 6.5 TFLs.

POWER 5 INTS		ACC LEADERS		ACC LEADERS	
1996-PRESENT		TACKLES		TFLS BY LBS	
INTs	Team	No. Player, Team	No. Player, Team	No. Player, Team	No. Player, Team
334	Virginia Tech	61 M. Kiser, UVA	70 D. Clarke, VT	7.0 M. Lee, WF	6.5 D. Norman, Duke
325	Ohio State	60 C. Clark, VT	7.0 M. Lee, WF	6.5 D. Norman, Duke	6.0 M. Caprara, Pitt
315	USC	60 B. Chubb, WF			
315	Florida	51 D. Norman, Duke			

276


CAREER VICTORIES
MOST OF ANY ACTIVE COACH
SIXTH IN FBS HISTORY

41

WINS
VS. AP TOP 25
SINCE 1995

7

**CONFERENCE
CHAMPIONSHIPS**



**ONE OF ONLY 10 FBS
COACHES WITH 200+ WINS
AT ONE SCHOOL**

136

**BLOCKED
KICKS**

67 PUNTS • 41 FGs • 28 PATs

334

**INTS FORCED -
MOST IN POWER 5
SINCE 1996**

VIRGINIA TECH'S COACHING TREASURE



FRANK BEAMER

HEAD COACH

276-142-4 (.659) • 35th SEASON OVERALL
234-119-2 (.662) • 29th SEASON AT TECH

107-26 (.805)
HOME RECORD SINCE 1995

13

SEASONS WITH 10+ WINS
ONLY OHIO STATE (15) HAS MORE
AMONG POWER 5 SINCE 1995

100

**PERCENT GRADUATION RATE
OF SENIORS SINCE 2012**



22

**CONSECUTIVE
BOWL BERTHS**

LONGEST ACTIVE FBS STREAK*

*AS RECOGNIZED BY THE NCAA

93

**NFL DRAFTEES
UNDER BEAMER**



4

**ACC TITLES
IN 12 SEASONS**

NO TEAM HAS MORE
OVER THAT SPAN


109

VICTORIES

**MOST OF ANY ACC
SCHOOL SINCE 2004**

**MORE
CAREER
WINS**

THAN THESE
LEGENDS




276
FRANK
BEAMER




255
TOM
OSBORNE



249
LOU
HOLTZ



234
BO
SCHEMBECHLER



228
STEVE
SPURRIER



205
WOODY
HAYES

Frank Beamer (Virginia Tech '69), whose Virginia Tech teams have posted a 210-79 record over the past 22-plus seasons and have appeared in bowl games each year in that span, is in his 29th year as the head football coach at Tech and 35th overall. Beamer has guided the Hokies to a 234-119-2 record and sits with an overall record of 276-142-4.

Under Beamer, Tech football has enjoyed unprecedented success with 22 consecutive bowl appearances, four ACC titles, five ACC Coastal Division crowns, three BIG EAST Conference titles, two "major" bowl victories, six BCS appearances and a trip to the national championship game.

Tech won the BIG EAST title in 1995 and 1999, and shared it in '96. Beamer was voted BIG EAST Coach of the Year by the league's coaches each of those seasons and was tabbed the Atlantic Coast Conference Coach of the Year in both 2004 and 2005.

In 1997, he was inducted into the Virginia Tech Sports Hall of Fame, becoming the first active coach at the university to be honored in that fashion. Following the 1999 season, he earned eight national coach of the year honors.

During his undergraduate days at Tech, Beamer started three years as a cornerback and played on the Hokies' 1966 and 1968 Liberty Bowl teams.

The 69-year-old Hillsville, Virginia, product began as an assistant at Radford High School from 1969 through 1971. Then, after one season as a graduate assistant at the University of Maryland, he went to The Citadel where he worked five seasons under Bobby Ross and one year under Art Baker. His last two years at The Citadel, Beamer was the defensive coordinator. In 1979, he went to Murray State as the defensive coordinator under Mike Gottfried. He was named head coach at MSU in 1981 and went on to compile a six-year record of 42-23-2.

He is married to the former Cheryl Oakley of Richmond, Virginia. They have two children, Shane, a former member of his dad's football team at Virginia Tech and now the associate head coach/running backs coach at Virginia Tech; and daughter Casey, a 2003 graduate of Tech. He has four grandchildren, Sutton, Olivia and Hunter, children of Shane and his wife, Emily. Casey, who married former Virginia Tech wrestler Canaan Prater in 2012, had her first son, Hudson, in February.

Beamer was born in Mt. Airy, North Carolina, and grew up in Hillsville, Virginia. At Hillsville High, he earned 11 varsity letters as a three-sport athlete in football, basketball and baseball.

An avid NASCAR fan, Beamer has been the official starter for races at Bristol Motor Speedway, Martinsville Speedway and Richmond International Raceway.

Beamer had his No. 25 jersey retired by Tech in a pregame ceremony before the Marshall game in 2002.

SPRING ROAD ON VIRGINIA TECH CAMPUS RENAMED 'BEAMER WAY'

In appreciation for his many years of service and extraordinary contributions to university life, the Virginia Tech Board of Visitors renamed Spring Road in honor of Frank Beamer on Aug. 6, 2015. Recognizing contributions made both on and off the field by head football coach Beamer and his wife, Cheryl, Spring Road, which runs alongside the west stands and press box of Lane Stadium, is now known as Beamer Way. The official athletics department street address is 25 Beamer Way in recognition of Frank Beamer's jersey number when he played football for Tech from 1966-68. VT President Dr. Timothy Sands and VT Director of Athletics Whit Babcock made the official presentation in front of the football team in a team meeting on the eve of the start of preseason practice.

STABILITY AT THE TOP OF VIRGINIA TECH PROGRAM

Frank Beamer, the first Tech alumnus to guide Virginia Tech's football program since the 1940s, has coached and won more football games at Tech than any other head coach. Not one of the 128 active FBS head football coaches has been at his current school longer than Beamer, who is in his 29th year at Tech. He is the longest consecutive tenured coach at the same school by a full 12 years (Oklahoma's Bob Stoops & Iowa's Kirk Ferentz - 17th seasons).

During Beamer's 28 previous years at Tech, 20 different power conference schools have had six or more head coaches, including five schools in the ACC: Pittsburgh (8), Boston College (7), Louisville (7), North Carolina (7) and Miami (6). Three schools - Pitt, Stanford and Vanderbilt - have had eight different coaches during the time Beamer has been the head coach at Tech.

Since the end of the 2009 season, there have been 140 new head coaches hired to start a season.

MILESTONES FOR BEAMER

- **First Collegiate Game and Win:**
Southeast Missouri (37-23); Sept. 5, 1981 (*at Murray St.*)
- **First Win at Tech:** Navy (31-11); Oct. 3, 1987
- **50th Career Win:** West Virginia (12-10); Oct. 7, 1989
- **First Bowl Game and Bowl Win:**
Indiana (45-20); Independence Bowl; Dec. 31, 1993
- **100th Career Win:** East Carolina (35-14); Nov. 9, 1996
- **100th Win at Tech:** Connecticut (52-10); Sept. 1, 2001
- **150th Career Win:** Arkansas State (63-7); Aug. 25, 2004
- **150th Win at Tech:** Southern Miss (36-6); Oct. 21, 2006
- **200th Career Win:** Ohio (28-7); Sept. 15, 2007
- **200th Win at Tech:** East Carolina (17-10); Sept. 10, 2011
- **250th Career Win:** North Carolina (24-21); Nov. 17, 2011

MOST YEARS AT CURRENT FBS SCHOOL (ACTIVE)

29	Frank Beamer, Virginia Tech, 1987-present
24	Bill Snyder, Kansas St. 1989-2005, 2009-present
17	Kirk Ferentz, Iowa 1999-present
17	Bob Stoops, Oklahoma 1999-present
16	Gary Patterson, TCU 2000-present

BEAMER'S TITLES/HONORS

Conference Titles

Big East: 1995, 1996 (co), 1999; **ACC:** 2004, 2007, 2008, 2010

Conference Coach Of The Year Awards:

Big East: 1995, 1996, 1999; **ACC:** 2004, 2005

WINNINGEST NCAA FBS FOOTBALL COACHES

All-Time By Victories

record at four-year colleges only; bowl games included

1.	409	Joe Paterno
2.	377	Bobby Bowden (<i>12 wins vacated</i>)
3.	323	Bear Bryant
4.	319	Pop Warner
5.	314	Amos Alonzo Stagg
6.	276	Frank Beamer (active)
7.	257	LaVell Edwards
8.	255	Tom Osborne
9.	249	Lou Holtz
10.	244	Mack Brown

taken from 2015 NCAA Football Record Book

THE BEAMER FILE

PERSONAL:

Born: October 18, 1946, Mt. Airy, N.C. (69 years old)
 Hometown: Hillsville, Va.
 Wife: former Cheryl Oakley
 Children: Shane, Casey Prater
 Grandchildren: Sutton, Olivia, Hunter, Hudson

EDUCATION:

High School: Hillsville (1965)
 College: Virginia Tech (1969)
 Postgraduate: Radford University (1972)

PLAYING EXPERIENCE:

Virginia Tech (1966-68)

COACHING EXPERIENCE:

1972	Graduate Assistant, Maryland
1973-76	Assistant Coach, The Citadel
1977-78	Defensive Coordinator, The Citadel
1979-80	Defensive Coordinator, Murray State
1981-86	Head Coach, Murray State
1981	(8-3)
1982	(4-7)
1983	(7-4)
1984	(9-2)
1985	(7-3-1)
1986	(7-4-1) Ohio Valley co-champs
1987-	Head Coach, Virginia Tech
1987	(2-9)
1988	(3-8)
1989	(6-4-1)
1990	(6-5)
1991	(5-6)
1992	(2-8-1)
1993	(9-3) Independence Bowl champs
1994	(8-4) Gator Bowl
1995	(10-2) BIG EAST champs; Sugar Bowl champs
1996	(10-2) BIG EAST co-champs; Orange Bowl
1997	(7-5) Gator Bowl
1998	(9-3) Music City Bowl champs
1999	(11-1) BIG EAST champs; Sugar Bowl/National Champ Game
2000	(11-1) Gator Bowl champs
2001	(8-4) Gator Bowl
2002	(10-4) San Francisco Bowl champs
2003	(8-5) Insight Bowl
2004	(10-3) ACC champs; Sugar Bowl
2005	(11-2) Gator Bowl champs
2006	(10-3) Chick-fil-A Bowl
2007	(11-3) ACC champs; Orange Bowl
2008	(10-4) ACC champs; Orange Bowl champs
2009	(10-3) Chick-fil-A Bowl champs
2010	(11-3) ACC champs; Orange Bowl
2011	(11-3) Sugar Bowl
2012	(7-6) Russell Athletic Bowl champs
2013	(8-5) Sun Bowl
2014	(7-6) Military Bowl champs
2015	(3-4)
Record at MSU:	42-23-2 (six seasons)
Record at VT:	234-119-2 (29th season)
Record (overall):	276-142-4 (35th season)

HOKIE TRENDS	2015	Beamer
August	0-0	5-3
September	2-2	82-31-1
October	1-2	68-36-1
November	0-0	65-33
December/January	0-0	14-16
VT's Conference (Big East/ACC) Record		
At home	1-1	64-22
On the road	0-1	58-29
Neutral	0-0	1-0
VT's Non-Conference Record		
At home	1-1	71-19-1
On the road	1-1	26-29-1
Neutral	0-0	13-20
VT vs. Ranked Opponents (AP)		
At home	0-1	20-16-1
On the road	0-0	17-21
Neutral	0-0	8-14
VT's Record in Games ...		
Decided by 4-7 pts.	0-2	27-29
Decided by 3 or less pts.	0-0	21-27-2
Home during the day	1-1	108-30-1
Away during the day	1-2	56-40
Home at night	1-1	28-11
Away at night	0-0	28-18-1
VT's Record When Scoring ...		
Less than 20 points	0-1	29-62-2
20-24 points	0-2	30-35
25+ points	3-1	175-22
VT's Record When Allowing ...		
Less than 14 points	2-0	128-6-1
14-24 points	1-1	89-31-1
25+ points	0-3	17-82
VT's Record When ...		
Leading after the 1st qtr	2-0	147-37
Trailing after the 1st qtr	1-2	41-54-2
Leading at halftime	3-1	186-31
Trailing at halftime	0-3	35-79
Leading after the 3rd qtr	3-0	208-22-1
Trailing after the 3rd qtr	0-4	16-92
Tied heading into the 4th qtr	0-0	10-5-1
Playing an OT game	0-0	6-4
Scoring first	2-1	160-42-1
Opponent scores first	1-3	74-77-1
Outrushing opponent	3-1	204-43-2
Being outrushed	0-3	29-76
Rushing total is even	0-0	1-0
Blocking a kick	1-1	77-36
Scoring a def/ST TD	2-0	88-25
VT's Record With ...		
Less than 300 yards total offense	0-1	36-54-1
300-399 yards total offense	1-2	94-40-1
400-499 yards total offense	1-1	79-19
500-599 yards total offense	1-0	19-6
600+ yards total offense	0-0	6-0
Less than 100 yards rushing	0-1	17-48
100-199 yards rushing	0-3	86-53-2
200-249 yards rushing	2-0	65-11
250+ yards rushing	1-0	67-7
Less than 100 yards passing	0-1	30-17
100-199 yards passing	1-1	110-60-1
200-299 yards passing	2-2	80-33-1
300-399 yards passing	0-0	13-8
400+ yards passing	0-0	0-1
VT's Record Allowing ...		
Less than 200 yards total offense	0-0	46-3
200-299 yards total offense	3-1	99-20-1
300-399 yards total offense	0-1	68-48-1
400-499 yards total offense	0-1	18-31
500-599 yards total offense	0-1	2-14
600+ yards total offense	0-0	1-3
Less than 100 yards rushing	0-1	127-28
100-199 yards rushing	3-2	90-52-2
200-249 yards rushing	0-0	12-16
250+ yards rushing	0-1	5-23
Less than 100 yards passing	0-0	33-12
100-199 yards passing	3-1	116-43-1
200-299 yards passing	0-3	62-39-1
300-399 yards passing	0-0	20-20
400+ yards passing	0-0	3-5

BROADCAST INFORMATION

Television: ESPN

play-by-play: Clay Matvick
analyst: John Congemi

Sirius: Channel 113

XM: Channel 194

Local Radio: Virginia Tech IMG Sports Network

play-by-play: Jon Laaser (1st season)

analyst: Mike Burnop (33rd season)

sidelines: Andrew Allegretta (4th season)

In Stadium Broadcast: 105.3 FM

Digital: Hokies Xtra & TuneIn (VTfeed; free on downloaded apps)



THE COACHES



Frank Beamer.....	Coch	David Cutcliffe
Virginia Tech.....	School	Duke
Virginia Tech (1969).....	Alma Mater	Alabama (1976)
234-119-2 (29th season).....	Record at School	45-49 (eighth season)
276-142-4 (35th season).....	Overall Record	89-78 (14th season)
10-1 (all at Tech).....	Record vs. the opponent	1-6
6-1.....	Beamer vs. Cutcliffe	1-6

BEAMER NOTABLES

276-142-4	Overall Record
234-119-2	Overall Record at Virginia Tech
136-41-1	Record in Lane Stadium
66-25	Record in ACC Regular Season Games
45-51-1	Record vs. Top 25 Teams
46-13	Record vs. ACC Coastal Division
23-14	Record vs. ACC Atlantic Division
33-13	Record in ACC Home Games
33-12	Record in ACC Road Games
23-7	Record in ACC Coastal Home Games
10-6	Record in ACC Atlantic Home Games
23-6	Record in ACC Coastal Road Games
10-6	Record in ACC Atlantic Road Games
3-2	Record vs. ACC Atlantic Neutral Sites (ACC Champ)
22	Bowl Appearances
8	BCS/BCA Appearances
3	Big East Titles
5	ACC Champ. Game Appearances
4	ACC Titles

TEAM RESULTS FOR
BEAMER QUARTERBACKS

(starters; by victories)

Name	Years	Record	Pct.
Taylor, Tyrod	2007-10	34-8	.810
Randall, Bryan	2002-04	26-12	.684
Thomas, Logan	2011-13	26-14	.650
Vick, Michael	1999-00	21-1	.955
Druckenmiller, Jim	1995-96	20-4	.833
DeShazo, Maurice	1992-94	19-14-1	.586
Glennon, Sean	2006-08	18-8	.692
Furrer, Will	1988-91	16-18-1	.486
Clark, Al	1997-98	12-7	.632
Vick, Marcus	2005	11-2	.846
Noel, Grant	2001-02	10-4	.714
Brewer, Michael	2014-	7-7	.500
Sorensen, Nick	1997-98	3-1	.750
Motley, Brenden	2015-	3-3	.500
Young, Cam	1988-89	3-3	.500
Meyer, Dave	1998-00	2-1	.667
Chapman, Erik	1987	2-9	.182
Wooten, Rodd	1989, 91	1-2	.333
Koel, Treg	1992	0-1	.000
Totals	1987-	234-119-2	.662

WHERE BEAMER RANKS
AMONG NCAA FBS COACHES

Active Overall Wins

276	Frank Beamer (Virginia Tech)
220	Brian Kelly (Notre Dame)
211	Dennis Franchione (Texas State)
190	Bill Snyder (Kansas State)
189	Gary Pinkel (Missouri)
180	Nick Saban (Alabama)

Active Bowl Appearances (Consecutive)

22 (22)	Frank Beamer (Virginia Tech)
16 (16)	Bob Stoops (Oklahoma)
16 (13)	Nick Saban (Alabama)
16 (5)	Bill Snyder (Kansas State)

All-Time Coaching Wins at One School

409	Joe Paterno, Penn St. (1966-2011)
304	Bobby Bowden, Florida St. (1976-2009)
257	LaVell Edwards, BYU (1972-2000)
255	Tom Osborne, Nebraska (1973-97)
244	Amos Alonzo Stagg, Chicago (1892-1932)
234	Frank Beamer, Virginia Tech (1987-)
233	Chris Ault, Nevada (1976-92, 94-95, 04-12)
232	Bear Bryant, Alabama (1958-82)
205	Woody Hayes, Ohio St. (1951-78)
201	Vince Dooley, Georgia (1964-88)

#22STRAIGHT

The Hokies own 22 straight bowl berths, the longest active streak recognized by the NCAA.

No.	Team	Head Coach(es)
22	Virginia Tech	Frank Beamer
18	Georgia	Jim Donnan, Mark Richt
18	Georgia Tech	O'Leary, Gailey, Johnson
16	Oklahoma	Bob Stoops
15	LSU	Nick Saban, Les Miles

10-WIN SEASONS

Dating back to 1995, no two Power Five programs own more 10-win seasons than Virginia Tech and Ohio State.

No.	Team	Head Coach(es)
15	Ohio State	Cooper, Tressel, Meyer
13	Virginia Tech	Frank Beamer
12	Oklahoma	Bob Stoops

Last Time vs. NC State

	Virginia Tech	17
	No. 19 Duke	16

Wallace Wade Stadium • Durham, N.C. • Nov. 15, 2014 • Attendance: 30,107

DURHAM, N.C. – Virginia Tech snapped a three-game losing streak with a hard-fought 17-16 road win at No. 19-ranked Duke. The Hokies overcame a 16-7 deficit during the final 16 minutes of play and then withstood a pair of late pushes by the Blue Devils.

A 51-yard pass interception return by Tech linebacker Derek Di Nardo set up a 35-yard field goal by Joey Slye as time expired in the third quarter. On the ensuing kickoff, the Hokies' Anthony Shegog caused a fumble that Dahman McKinnon pounced on at the Duke 31. From there, it took Tech just five plays to take the lead on a 15-yard pass from Michael Brewer to tight end Bucky Hodges with just over 12 minutes remaining.

Duke had a chance to regain the lead after moving to the Tech 22, but missed a 40-yard field goal with 2:26 remaining. The Blue Devils got another shot with two minutes on the clock but the pressure from the Hokies' defense proved to be too much, giving Tech the ball on downs with just 43 seconds left.

After losing its third starting tailback to injury, this time Marshawn Williams to a knee injury, junior J.C. Coleman stepped in and carried the ball 20 times for 95 yards to provide a spark for the Virginia Tech offense.

GAME NOTES

- Redshirt junior Wade Hansen made his first career start, taking over for injured Jonathan McLaughlin at right offensive tackle. McLaughlin, a sophomore, had started all 23 games of his Tech career prior to the injury.
- Junior linebacker Deon Clarke registered the first pass interception of his collegiate career with a second quarter pick of Duke quarterback Anthony Boone. The pick set up a 98-yard touchdown drive, Tech's longest scoring drive of the season.
- Redshirt sophomore Brenden Motley saw his first collegiate action in the second quarter when he entered the game as Tech's quarterback in the "Wildcat" formation. He rushed three times for 36 yards during the game.
- Tech's last one-point victory came in 2009, when the Hokies beat No. 19 Nebraska 16-15 in Blacksburg.
- The win was the Hokies' second road victory against a top-20 team in 2014, a first for a Tech football team.

FINAL STATISTICS

	1	2	3	4	F
VIRGINIA TECH	0	7	3	7	- 17
DUKE	10	0	6	0	- 16

SCORING

D (11:57 re 1st) - FG Martin 36
 D (8:06 re 1st) - Snead 2 rush (Martin kick)
 VT (9:49 re 2nd) - Ford 10 pass from Brewer (Slye kick)
 D (8:47 re 3rd) - FG Martin 48
 D (3:49 re 3rd) - FG Martin 24
 VT (0:00 re 3rd) - FG Slye 35
 VT (12:47 re 4th) - Hodges 15 pass from Brewer (Slye kick) VT (12:47 re 4th)

TEAM STATS

	VT	D
First downs	16	23
Rushing yds.	49-145	41-141
Passing yds.	148	185
Return yds.	42	6
Passes	13-24-1	19-41-2
Punts-avg.	8-35.4	5-40.0
Fumbles-lost	3-0	4-1
Penalties-yds.	7-75	8-50
Time of poss.	29:57	30:03
Sacks by	4-35	6-62

INDIVIDUAL STATS

Rushing: VT, Coleman 20-95, Motley 3-36, Phillips 3-33, Newsome 2-13, Williams 5-6, Rogers 1-3, Team 1-(-2), Brewer 14-(-39); D, Snead 9-54, Powell 11-34, Boone 14-34, Wilson 6-18, Sirk 1-1.
Passing: VT, Brewer 12-23-1-138, Hughes 1-1-0-10; D, Boone 18-40-2-181, Sirk 1-1-0-4.
Receiving: VT, Hodges 6-57, Ford 4-48, Phillips 1-19, Stanford 1-14, Trimble 1-10; D, Crowder 6-73, Blakeney 5-44, McCaffrey 3-47, Powell 2-14, Schneider 1-3, Barnes 1-(-6), Reeves 1-10.

TECH VERSUS DUKE

Games Played: 22		Overall Record: 14-8		*Conference Record: 10-7
Last 15 Results		Home: 7-1		Away: 6-2
				Neutral: 1-5
Date	Rank	Location	Score	TV
Nov. 15, 2014	NR/19	Durham, N.C.	*W, 17-16	ESPNU
Oct. 26, 2013	16/NR	Blacksburg, Va.	*L, 10-13	ESPNU
Oct. 13, 2012	NR/NR	Blacksburg, Va.	*W, 41-20	ACC Network
Oct. 29, 2011	15/NR	Durham, N.C.	*W, 14-10	ACC Network
Oct. 23, 2010	23/NR	Blacksburg, Va.	*W, 44-7	ACC Network
Oct. 3, 2009	6/NR	Durham, N.C.	*W, 34-26	ESPN360
Nov. 22, 2008	NR/NR	Blacksburg, Va.	*W, 14-3	ESPNU
Oct. 13, 2007	12/NR	Durham, N.C.	*W, 43-14	Raycom/LFS
Sept. 16, 2006	14/NR	Blacksburg, Va.	*W, 36-0	LFS/Raycom
Sept. 10, 2005	7/NR	Durham, N.C.	*W, 45-0	Jefferson Pilot (Reg.)
Sept. 18, 2004	NR/NR	Blacksburg, Va.	*W, 41-17	Jefferson Pilot (Reg.)
Oct. 13, 1984	NR/NR	Blacksburg, Va.	W, 27-0	Home Team Sports (Reg.)
Oct. 8, 1983	NR/NR	Blacksburg, Va.	W, 27-14	
Oct. 9, 1982	NR/NR	Durham, N.C.	W, 22-21	CBS
Oct. 10, 1981	NR/NR	Durham, N.C.	L, 7-14	
		Tech	Opponent	
Total points scored in all games		489	394	

TODAY IN TECH FOOTBALL HISTORY

Games Played: 16		Overall Record: 8-6-2		*Conference Record: 2-4
Last 10 Results		Home: 4-1-1		Neutral: 2-2-1
		Away: 2-3		
Date	Rank	Opponent	Location	Score
Saturday, 1998	23/NR	at UAB	Birmingham, Ala.	W, 41-0
Saturday, 1992	NR/1	Miami*	Blacksburg, Va.	L, 23-43
Saturday, 1987	NR/NR	at Tulane	New Orleans, La.	L, 38-57
Saturday, 1981	NR/NR	Appalachian State	Blacksburg, Va.	W, 34-12
Saturday, 1970	NR/NR	Buffalo	Blacksburg, Va.	W, 31-14
Saturday, 1964	NR/10	Florida State	Blacksburg, Va.	W, 20-11
Saturday, 1959	NR/NR	at Villanova	Philadelphia, Pa.	W, 24-14
Saturday, 1953	NR/NR	Washington & Lee*	Blacksburg, Va.	W, 32-12
Saturday, 1942	NA	vs. Washington & Lee*	Lynchburg, Va.	W, 19-6
Saturday, 1936	NA	at NC State*	Raleigh, N.C.	L, 0-13
		Tech	Opponent	
Total points scored in all games		285	250	

2015 ACC STANDINGS/SCHEDULE

COASTAL DIVISION			ATLANTIC DIVISION		
Team	Conf.	Overall	Team	Conf.	Overall
Pittsburgh	3-0	5-1	Florida State	4-0	6-0
Duke	2-0	5-1	Clemson	3-0	6-0
North Carolina	2-0	5-1	Syracuse	1-1	3-3
Miami	1-1	4-2	Louisville	1-2	2-4
Virginia	1-1	2-4	Wake Forest	1-3	3-4
Virginia Tech	1-2	3-4	NC State	0-2	4-2
Georgia Tech	0-4	2-5	Boston College	0-4	3-4

This Week in the ACC

Saturday, October 24	Series	Time	Network
Clemson (6-0, 3-0) at Miami (4-2, 1-1)	UM, 6-3	12:00	ABC
NC State (4-2, 0-2) at Wake Forest (2-4, 1-3)	ST, 64-38-6	12:00	ESPN3
Pitt (5-1, 3-0) at Syracuse (3-3, 1-1)	UP, 36-31-3	12:00	ESPNU
Boston College (3-4, 0-4) at Louisville (2-4, 1-2)	UL, 4-3	12:30	ESPN3
Duke (5-1, 2-0) at Virginia Tech (3-4, 1-2)	VT, 14-8	3:30	ESPNU
Virginia (2-4, 1-1) at North Carolina (5-1, 2-0)	NC, 61-54-4	3:30	ESPN3
Florida State (6-0, 4-0) at Georgia Tech (2-5, 0-4)	FSU, 14-9-1	7:00	ESPN2

Keeping Up With The Non-Conference Foes

#1 Ohio State (7-0): Oct. 17 - def. Penn State, 38-10; Oct. 24 at Rutgers (3-3).
Furman (3-3): Oct. 10 - lost at Chattanooga, 31-3; Oct. 24 vs. The Citadel (4-2).
Purdue (1-6): Oct. 17 - lost at Wisconsin, 24-7; Oct. 31 vs. Nebraska (3-4).
East Carolina (4-3): Oct. 17 - def. Tulsa, 30-17; Oct. 22 vs. Temple (6-0).

CAREER AND ACTIVE STARTS CHART

Offense	Current		
	2015	Streak	Career
Brewer, M.	1	-	14
Caleb, J.	-	-	1
Chung, K.	1	-	1
Cline, K.	-	-	7
Coleman, J.C.	4	-	13
Conte, A.	7	7	17
Edmunds, Tr.	-	-	10
Ford, I.	7	15	18
Gallo, E.	7	7	7
Hansen, W.	7	7	10
Hodges, B.	7	9	17
Knowles, D.	-	-	9
Malleck, R.	7	16	26
McLaughlin, J.	7	7	29
McMillian, T.	2	1	2
Meyer, C.	-	-	3
Motley, B.	6	6	6
Phillips, C.	5	1	14
Rogers, S.	2	-	10
Stroman, G.	1	-	1
Teller, W.	6	1	12
Williams, M.	-	-	8

Defense	Current		
	2015	Streak	Career
Alexander, A.	5	5	5
Baron, W.	3	2	5
Clark, C.	7	17	20
Clarke, D.	7	20	20
Edmunds, Te.	3	3	3
Ekanem, K.	7	20	20
Facyson, B.	7	7	19
Frye, D.	2	-	2
Fuller, K.	3	-	28
Greene, D.	-	-	1
Huelskamp, S.	2	-	2
Maddy, L.	7	7	40
Marshall, C.	3	-	17
Motuapuaka, A.	5	3	9
Nicolas, D.	7	20	21
Reynolds, M.	1	-	1
Riley, D.	-	-	7
Stroman, G.	3	-	4
Vandyke, R.	5	3	7
Williams, N.	-	-	10

Specialists	Current		
	2015	Streak	Career
D'Antuono, E. (LS)	6	32	32
Hughes, A.J. (P)	6	45	45
Slye, J. (PK/KO)	6	19	19

STARTED EVERY GAME IN 2015

Offense (7): Conte, Ford, Gallo, Hansen, Hodges, Malleck, McLaughlin.

Defense (6): Clark, Clarke, Ekanem, Facyson, Maddy, Nicolas.

Specialists (3): D'Antuono, Hughes, Slye.

LONGEST ACTIVE STREAKS

A.J. Hughes	46
Eddie D'Antuono	33
Deon Clarke	20
Ken Ekanem	20
Dadi Nicolas	20
Joey Slye	20
Chuck Clarke	17

CAREER GAMES PLAYED/STARTS

Name	Yr.	GP	GS	OFF	DEF	ST	Total
Alexander, A.	Fr.	7	5	0	345	44	389
Alleyne, J.	Fr.	6	0	0	4	34	38
Asante, K.	r-Sr.	22	1	41	0	19	60
Banks, E.	r-So.	1	0	0	0	1	1
Baron, W.	Jr.	32	5	0	273	0	273
Brainard, M.	r-Sr.	7	0	0	0	39	39
Brewer, M. (13 games at TTU)	r-Sr.	28	14	52	0	0	52
Burke, X.	Fr.	1	0	0	0	6	6
Burns, D.	r-Jr.	5	0	0	0	1	1
Caleb, J.	r-Jr.	30	1	0	0	35	35
Carroll, C.J.	r-Fr.	2	0	8	0	7	15
Chung, K.	r-So.	4	1	25	0	0	25
Clark, C.	Jr.	32	20	0	436	56	492
Clarke, D.	Sr.	32	20	0	434	27	461
Cline, K.	r-So.	21	7	75	0	4	79
Coleman, J.C.	Sr.	42	13	59	0	0	59
Conte, A.	r-Jr.	25	17	460	0	40	500
D'Antuono, E.	r-Jr.	33	33	0	0	73	73
Dooley, S.	r-So.	20	0	0	65	30	95
Durkin, C.	r-Fr.	3	0	6	0	1	7
Eberly, J.	r-Jr.	1	0	0	0	3	3
Edmunds, Te.	r-Fr.	7	3	0	137	103	240
Edmunds, Trem.	Fr.	7	0	1	0	161	162
Edmunds, Trey	r-Jr.	26	10	79	0	37	116
Ekanem, K.	r-Jr.	31	20	0	359	22	381
Facyson, B.	r-So.	22	19	0	431	2	433
Ford, I.	So.	20	18	431	0	0	431
Frye, D.	Sr.	33	2	0	128	11	139
Fuller, K.	Jr.	29	28	0	170	12	182
Galante, J.	r-So.	4	0	0	0	19	19
Gallo, E.	So.	10	7	477	0	0	477
Greene, D.	r-Jr.	27	1	0	29	23	52
Hansen, W. (17 games at RPI)	r-Sr.	37	10	344	0	0	344
Haynes, J.	r-Jr.	15	0	0	1	63	64
Hodges, B.	r-So.	20	17	350	0	6	356
Huelskamp, S.	r-So.	5	2	0	143	6	149
Hughes, A.J.	Sr.	46	46	0	0	77	77
Jones, G.	r-Jr.	16	0	0	0	58	58
Knowles, D.	r-Sr.	40	9	19	0	0	19
Lawson, D.	Fr.	5	0	36	0	0	36
Lydon, C.	Fr.	5	0	0	21	29	50
Maddy, L.	r-Sr.	50	40	0	345	0	345
Malleck, R.	r-Sr.	46	26	428	0	71	499
Marshall, C.	r-Sr.	44	17	0	127	0	127
McKenzie, S.	So.	7	0	27	0	0	27
McKinnon, D.	r-Jr.	21	0	0	29	10	39
McLaughlin, J.	Jr.	29	29	432	0	40	472
McMillian, T.	r-Fr.	7	2	145	0	36	181
Meyer, C.	r-Jr.	31	3	6	0	33	39
Mihota, V.	r-Fr.	7	0	0	72	31	103
Minor, R.	r-Fr.	2	0	0	0	13	13
Mitchell, B.	r-Fr.	1	0	3	0	0	3
Moss, J.	r-So.	6	0	0	0	29	29
Motley, B.	r-Jr.	12	6	399	0	0	399
Motuapuaka, A.	r-So.	17	9	0	299	26	325
Newsome, D.	r-So.	18	0	7	0	24	31
Nicolas, D.	r-Sr.	43	21	0	384	27	411
Nijman, Y.	Fr.	7	0	198	0	0	198
Osterloh, P.	r-So.	12	0	38	0	30	68
Peoples, S.	Fr.	7	0	24	0	83	107
Pettit, C.	r-Fr.	1	0	4	0	0	4
Pfaff, B.	r-Fr.	3	0	4	0	5	9
Phillips, C.	So.	20	14	409	0	5	414
Redman, D.	r-Sr.	34	1	29	0	44	73
Reynolds, M.	Fr.	7	1	0	141	36	177
Riley, D.	Sr.	45	7	0	172	35	207
Rogers, S.	Jr.	33	10	299	0	71	370
Santamaria, M.	r-Fr.	2	0	0	0	8	8
Shegog, A.	r-So.	13	0	0	12	112	124
Slye, J.	So.	20	20	0	0	60	60
Smith, A.	r-Jr.	20	0	15	0	5	20
Sobczak, S.	r-Fr.	5	0	0	42	0	42
Stroman, G.	So.	20	5	21	183	56	260
Taylor, C.	r-So.	1	0	0	0	2	2
Teller, W.	r-So.	20	12	457	0	40	497
Vandyke, R.	r-Sr.	33	7	0	260	146	406
Willenbrock, J.	r-Jr.	11	0	31	0	23	54
Williams, C.	r-So.	1	0	0	0	1	1
Williams, N.	r-Jr.	33	10	0	75	67	142
Young, T.	r-Fr.	3	0	0	0	7	7

2015 STARTERS GAME BY GAME

OFFENSE	FL	LT	LG	C	RG	RT	TE	QB	FB	TB	SE
Ohio State	Phillips	McLaughlin	Teller	Gallo	Conte	Hansen	Malleck	Brewer	Hodges (TE)	Coleman	Ford
Furman	Phillips	McLaughlin	Teller	Gallo	Conte	Hansen	Malleck	Motley	Hodges (TE)	Coleman	Ford
Purdue	Hodges (TE)	McLaughlin	Teller	Gallo	Conte	Hansen	Malleck	Motley	Rogers	McMillian	Ford
East Carolina	Phillips	McLaughlin	Teller	Gallo	Conte	Hansen	Malleck	Motley	Hodges (TE)	Coleman	Ford
Pittsburgh	Phillips	McLaughlin	Teller	Gallo	Conte	Hansen	Malleck	Motley	Hodges (TE)	Coleman	Ford
NC State	Stroman	McLaughlin	Chung	Gallo	Conte	Hansen	Malleck	Motley	Rogers	Hodges (TE)	Ford
Miami	Phillips	McLaughlin	Teller	Gallo	Conte	Hansen	Malleck	Motley	Hodges (TE)	McMillian	Ford
Duke											
Boston College											
N. Carolina											
Virginia											
DEFENSE	DE	DT	DT	DE	ILB	LOLB	WHIP	CB	ROV	FS	CB
Ohio State	Nicolas	Maddy	Stroman (N)	Ekanem	Motuapuaka	Clarke	Vandyke	Fuller	Frye	Clark	Facyson
Furman	Nicolas	Maddy	Marshall	Ekanem	Motuapuaka	Clarke	Vandyke	Fuller	Frye	Clark	Facyson
Purdue	Nicolas	Maddy	Baron	Ekanem	Huelskamp	Clarke	Stroman (N)	Fuller	Alexander	Clark	Facyson
East Carolina	Nicolas	Maddy	Marshall	Ekanem	Huelskamp	Clarke	Stroman (N)	Reynolds	Alexander	Clark	Facyson
Pittsburgh	Nicolas	Maddy	Marshall	Ekanem	Motuapuaka	Clarke	Vandyke	Edmunds	Alexander	Clark	Facyson
NC State	Nicolas	Maddy	Baron	Ekanem	Motuapuaka	Clarke	Vandyke	Edmunds	Alexander	Clark	Facyson
Miami	Nicolas	Maddy	Baron	Ekanem	Motuapuaka	Clarke	Vandyke	Edmunds	Alexander	Clark	Facyson
Duke											
Boston College											
N. Carolina											
Virginia											

2015 HONORS LIST

CB Chuck Clark*All-ACC Third Team, Phil Steele**All-ACC Fourth Team, Athlon Sports***LB Deon Clarke***All-ACC Second Team, Athlon Sports**All-ACC Third Team, Phil Steele***RB J.C. Coleman***All-ACC Fourth Team, Athlon Sports***DE Ken Ekanem***Lombardi Award Watch List**All-ACC First Team, Athlon Sports**All-ACC First Team, Phil Steele***CB Brandon Facyson***All-ACC Second Team, Athlon Sports**All-ACC Second Team, Phil Steele***CB Kendall Fuller***Thorpe Award Watch List**Walter Camp Award Watch List**Bednarik Award Watch List**Preseason First-Team All-American, ESPN.com**Preseason Second-Team All-American, SI.com**First-Team Preseason All-American, Athlon Sports**First-Team Preseason All-American, Phil Steele**All-ACC Preseason Team, Media**All-ACC Preseason Team, ESPN.com**All-ACC First Team, Athlon Sports**All-ACC First Team, Phil Steele***WR Isaiah Ford***ACC All-Conference - Midseason, ESPN.com**Bilentnikoff Watch List - Midseason**All-ACC Third Team, Athlon Sports**All-ACC Third Team, Phil Steele***TE Bucky Hodges***Mackey Award Midseason Watch List**Mackey Award Watch List**Third-Team Preseason All-American, Phil Steele**Fourth-Team Preseason All-American, Athlon Sports**All-ACC Preseason Team, Media**All-ACC Preseason Team, ESPN.com**All-ACC First Team, Athlon Sports**All-ACC First Team, Phil Steele***DT Luther Maddy***ACC All-Conference - Midseason, ESPN.com**Lombardi Award Watch List**Danny Wuerffel Award**All-ACC Preseason Team, Media**All-ACC Preseason Team, ESPN.com**All-ACC First Team, Athlon Sports***TE Ryan Malleck***Mackey Award Watch List***DT Corey Marshall***All-ACC Second Team, Athlon Sports**All-ACC Second Team, Phil Steele***OL Jonathan McLaughlin***All-ACC Second Team, Athlon Sports**All-ACC Fourth Team, Phil Steele***DE Dadi Nicolas***Lombardi Award Watch List**Bednarik Award Watch List**Fourth-Team Preseason All-American, Athlon Sports**Fourth-Team Preseason All-American, Phil Steele**All-ACC Preseason Team, Media**All-ACC Preseason Team, ESPN.com**All-ACC First Team, Athlon Sports**All-ACC First Team, Phil Steele***CB Greg Stroman***All-ACC Third Team Specialist, Athlon Sports***OL Wyatt Teller***All-ACC First Team, Athlon Sports**Italics = Preseason*

LONGEST CONTINUOUS TENURED ASSISTANT COACHES (ACTIVE)

Only 31 of the 1,152 full-time assistants in FBS have been at their current schools since 2005. Below is the top 10

1.	1983	Gary Campbell - Oregon RBs coach
2.	1987	*Bud Foster - Virginia Tech DC
3.	1990	Bryan Stinespring - Virginia Tech TEs coach
4.	1993	Jerry Brown - Northwestern DBs coach
	1993	Don Pellum - Oregon DC
6.	1994	Odell Haggins - Florida State DTs coach
	1994	Mo Latimore - Kansas State DLs coach
8.	1996	Charley Wiles - Virginia Tech DL coach
	1996	Andy Hill - Missouri QBs coach
	1996	Dale Pehrson - Navy DL coach

* - Tech's Bud Foster, who became the Hokies' defensive coordinator in 1995, is also the nation's longest-tenured DC by 10 seasons. Ohio State's Luke Fickell is the second-longest tenured, taking over the Buckeyes' DC duties in 2005.

info courtesy of CoachingSearch.com - Chris Vannini

GAME DAY COACHING ASSIGNMENTS

ON THE FIELD

Frank Beamer.....	head coach
Shane Beamer.....	assoc. head coach/RBs
Bud Foster.....	defensive coordinator/ILBs
Stacy Searels.....	offensive line
Zohn Burden.....	wide receivers
Charley Wiles.....	defensive line

IN THE BOOTH

Cornell Brown.....	outside linebackers
Torrian Gray.....	defensive secondary
Scot Loeffler.....	offensive coordinator/QBs
Bryan Stinespring.....	recruiting coordinator/TEs

RUSHING = WINS

- Under **Frank Beamer** (355 games), the Hokies are 204-43-2 when outrushing their opponents, 29-76 when being outrushed and 1-0 when the rushing total is even.
- In Tech's current 22-year bowl run (since 1993), Tech is 183-27 when outrushing its opponents, 26-52 when being outrushed and 1-0 when the rushing total is even.
- In its current 22-year bowl run (since 1993), Tech is 118-8 when rushing for 200 yards or more.
- Since the start of the 2000 season, the Hokies are 45-0 when rushing 50 times or more in a game (last loss: 1999 national championship game to FSU; rushed 52 times).
- Since the start of the 1999 season, Tech is 138-21 when outrushing its opponent and 19-39 when being outrushed.

ALL SCORERS RETURNED

- Every single Hokie who scored a point last season for the Virginia Tech Hokies - a total of 313 points - returned in 2015. The list includes 14 players - three who were on defense and another on special teams.
- The Hokies' top scorer was kicker **Joey Slye**, who connected on 20-of-28 fields goals and converted 33-of-34 on extra points for 93 points.
- **Bucky Hodges** led the team in touchdowns, catching seven touchdown passes in 2014 - a Tech single-season record for tight ends, while also adding a TD on a blocked punt in the end zone against Virginia. He also caught a two-point conversion attempt to give him 50 points for the year.
- **Ryan Malleck** contributed a pair of TD grabs to give the tight end position a total of nine TD catches for the season.
- Third on the list overall was **Isaiah Ford**, who as a freshman, hauled in six touchdown passes, while classmate **Cam Phillips** snagged three.
- On the ground, **Marshawn Williams** led the way with four touchdown runs, while **Shai McKenzie** (3) and **J.C. Coleman** (2).
- Quarterback **Michael Brewer** had two rushing touchdowns and fullback **Sam Rogers** added one.
- On the defensive side of the ball, and one from special teams, there were an additional four Hokies who scored touchdowns. **Donovan Riley** and **Kendall Fuller** each reached the end zone after an interception, while **Andrew Motuapuaka** (on kickoff coverage) and **Greg Stroman** each hit paydirt on fumble returns.

#LUNCHPAILD

During Bud Foster's 265-game tenure as defensive/co-defensive coordinator, Tech has ...

- had 50 different defensive players score touchdowns.
- scored 76 touchdowns (52 on pass interceptions, 23 on fumble returns and one on a fumble recovery).
- held opponents to an average of 111.8 yards rushing and 17.2 points per game.
- been nationally ranked in the top five of a major defensive category 37 times. Tech finished No. 1 in total defense in 2005 and 2006, second in 2001 and third in 1999.
- pitched 28 shutouts.
- had at least one defensive player earn All-America honors from some publication in 17 of 19 seasons. Four players gained A-A recognition in 1999 and three were honored in 2001.
- produced six first-team All-Americans and 12 others who have earned second- or third-team All-America honors from one of the recognized groups.
- had 37 players drafted by NFL teams.
- produced its first Lombardi Award winner and its first Nagurski Trophy winner in Corey Moore.
- produced two BIG EAST defensive players of the year - Corey Moore (1998, 1999), and Cornell Brown (1995).
- featured 10 players who have recorded nine or more interceptions in their career.

THE STORIED LUNCH PAIL

- Taken with the Hokies wherever they go is the storied lunch pail. The Pail served as the inspiration for Tech's record-setting 1995 defense, symbolizing Tech's blue collar approach to defensive football. Every year since, a member of the defense has been responsible for toting a new Pail.
- Coach Rod Sharpless, then the co-defensive coordinator along with Bud Foster, brought a lunch pail back from New Jersey and they decided that it would become the symbol of the 1995 defense. Sharpless' mother-in-law found the now famous original lunch pail in Mercerville, N.J., where it had belonged to a coal miner.
- The players put the unit goals, weekly goals, the keys to success for the week and a signed mission statement before the season in the Pail ... plus the turf from any road wins. Also included in the Pail is the list of names of the 32 fallen Hokies from the April 16, 2008 tragedy.

2015 OFFENSIVE LINE PLAY BREAKDOWN

(S-STARTED; P-PLAYED - GAMES WITH "O" MEANS PLAYED ON SPECIAL TEAMS; DNP-DRESSED, BUT DID NOT PLAY; DND- DID NOT DRESS)

	2015	CAREER	OSU	FUR.	PUR.	ECU	PITT	NC ST.	MIAMI	DUKE	BC	GT	UNC	UVA
61 Chung, K.	25	25	P/1	P/12	P/8	DNP	DNP	S/4	DNP					
76 Clark, A.	-	-	DND	DND	DND	DND	DND	DND	DND					
72 Conte, A.	460	1,131	S/68	S/48	S/75	S/83	S/55	S/68	S/63					
64 Gallo, E.	477	491	S/70	S/63	S/75	S/83	S/55	S/68	S/63					
77 Hansen, W.	344	633	S/22	S/30	S/59	S/74	S/55	S/56	S/48					
71 McLaughlin, J.	432	1,887	S/70	S/47	S/72	S/83	S/50	S/62	S/48					
66 Mitchell, B.	3	3	DND	P/3	DND	DND	DND	DND	DND					
69 Nijman, Y.	198	198	P/51	P/51	P/25	P/10	P/5	P/18	P/38					
67 Osterloh, P.	38	52	P/3	P/23	P/11	P/0	P/0	P/0	P/1					
58 Pettit, C.	4	4	DND	P/4	DND	DND	DND	DND	DND					
74 Pfaff, B.	6	11	DNP	P/4	P/2	DNP	DNP	DNP	DNP					
62 Plantin, D.	-	-	DND	DND	DND	DND	DND	DND	DND					
52 Redman, D.	29	246	P/0	P/18	P/11	P/0	P/0	P/0	P/0					
75 Smith, A.	21	61	P/0	P/15	P/6	DNP	DNP	DNP	DNP					
79 Smith, T.	-	-	DND	DND	DND	DND	DND	DND	DND					
57 Teller, W.	457	955	S/71	S/57	S/72	S/83	S/55	P/64	S/55					

EDMUNDS BROTHERS RARE FEAT

Just after Virginia Tech's first touchdown against Ohio State on Sept. 7, the Edmunds brothers - Terrell, Tremaine and Trey - became just the third trio of brothers to take the field together at the same time in the same game for a major college football program dating back to 1970. The first to accomplish this rarest of feats was the Selmon brothers at Oklahoma when Lee Roy, Lucious and Dewey all played for the Sooners' defense during the 1972 and 1973 seasons. They were followed in 2010 and 2011 by the McCray brothers - Cliff, Jordan and Justin - who all played on the offensive line together at UCF. During the 2015 season, the Edmunds are regularly appearing together on the special teams kickoff coverage team.



The Edmunds - 2015

School: Virginia Tech

Brothers: Terrell, Tremaine and Trey Edmunds

Hometown: Danville, Virginia



The Selmons - 1972

School: Oklahoma

Brothers: Lee Roy, Lucious and Dewey

Hometown: Eufula, Oklahoma



The McCrays - 2010

School: Central Florida

Brothers: Jordan, Cliff and Justin

Hometown: Miami, Florida

VIRGINIA TECH'S GRADUATES

Below are six men who have already earned their undergraduate degrees and are currently pursuing either a masters degree or a second undergraduate degree here at Tech. Below those men are six more Hokies planning to earn their first undergraduate degrees by this December.

Name	Degree	Second Degree
Michael Brewer	Personal Financial Planning (at Texas Tech)	Master's Curriculum and Instruction
JC Coleman	Psychology	Master's Curriculum and Instruction
Luther Maddy	Property Management	Undergrad No. 2 Consumer Studies
Dadi Nicolas	Sociology	Undergrad No. 2 Consumer Studies
Darius Redman	Sociology	Undergrad No. 2 Theatre Arts
Ronny Vandyke	Psychology	Undergrad No. 2 Human Development
Kevin Asante	Human Development w/ Child & Adolescent Development concentration	
Wade Hansen	History	
AJ Hughes	Marketing Management	
Demitri Knowles	Consumer Studies	
Corey Marshall	Human Development w/ Child & Adolescent Development concentration	

BEST IN THE STATE

Did you know that Virginia Tech has the most wins among any football program in the state? Also, the Hokies' win percentage is the fourth best (schools with at least 700 games played, below), but its the best among any DI (FBS or FCS) programs.

School (1st Year)	Wins	Losses	Ties	Total Games	Win Percentage	Seasons
Virginia Tech (1892)	715	455	46	1,216	60.69%	122
Virginia (1888)	641	582	48	1,271	52.32%	126
Virginia State (1902)	564	352	49	965	60.98%	112
William & Mary (1893)	561	548	41	1,150	50.57%	122
Virginia Union (1900)	554	370	12	936	61.65%	114
Hampton (1902)	552	418	34	1,004	56.67%	114
Hampden-Sydney (1892)	543	450	38	1,031	54.51%	124
Richmond (1881)	521	624	53	1,198	45.70%	132
Emory & Henry (1915)	517	420	19	956	55.07%	101
Randolph-Macon (1881)	505	479	55	1,039	51.25%	128
Washington & Lee (1890)	499	522	39	1,060	48.92%	123
VMI (1891)	466	676	42	1,184	41.13%	124
Ferrum (1954)	352	216	13	581	61.70%	61
Norfolk State (1938)	341	345	14	700	49.71%	75

FRESHMEN GET THE CALL

In all, nine true freshman have seen the field for the Hokies this fall, which includes a pair combining to make six starts.

In 2014, a total of 10 true freshman played for the Hokies with four of them combining for 31 starts. That list includes Isaiah Ford (11), Cam Phillips (9), Marshawn Williams (8) and Greg Stroman (1).

In 2013, 11 true freshman played for Tech, the most in head coach Frank Beamer's 29 seasons in Blacksburg, and combined for over 50 starts that season.

TECH IN OVERTIME (6-4)

9/19/98	at Miami	27	20	W	OT
11/9/02	at Syracuse	42	50	L	3OT
11/15/03	at Temple	24	23	W	OT
1/3/12	vs. Michigan	20	23	L	OT
9/3/12	Georgia Tech	20	17	W	OT
11/17/12	at Boston College	30	23	W	OT
12/28/12	vs. Rutgers	13	10	W	OT
9/21/13	Marshall	29	21	W	3OT
11/16/13	Maryland	24	27	L	OT
11/22/14	at Wake Forest	3	6	L	2OT

COMEBACKS UNDER BEAMER

BIGGEST SECOND-HALF COMEBACK VICTORIES:

15 points	Virginia (1995)
trailed 29-14 after 3rd	won 36-29
14 points	North Carolina (2008)
trailed 17-3 in 3rd	won 20-17
11 points	Louisville (2004)
trailed 24-13 in 4th	won 35-24

BIGGEST TOTAL COMEBACK VICTORY:

20 points	Duke (2012)
trailed 20-0 in 1st	won 41-20

HOKIES = RATINGS

The Ohio State at Virginia Tech football game on Sept. 7 of this season gave ESPN some of its best ratings ever. Nothing new, as the Hokies' game against Boise State on Sept. 6, 2010 also was a ratings success for the network.

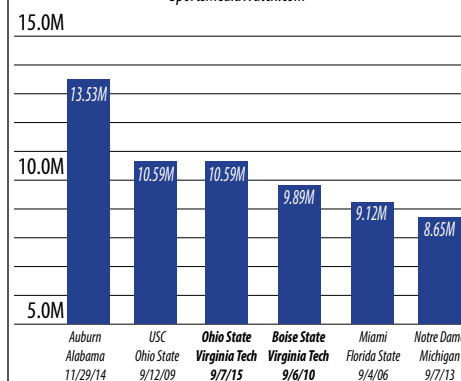
ESPN/ABC Top 5 Opening Weekend CFB Games

Rating*	Date	Game	Network
1. 7.2	Mon, 9/5/2005	Miami at Florida State	ABC
2. 6.7	Mon, 9/6/2010	Boise State vs. Virginia Tech	ESPN
3. 6.6	Mon, 9/7/2015	Ohio State at Virginia Tech	ESPN
4. 6.1	Mon, 9/4/2006	Florida State at Miami	ESPN
5. 5.8	Sat, 9/2/2006	Notre Dame at Georgia Tech	ABC

* overnight rating

Most Watched Reg. Season CFB Games on ESPN

SportsMediaWatch.com



VIRGINIA TECH'S 263-GAME SCORING STREAK

Virginia Tech's current scoring streak started in 1995 and currently stands as the 12th-longest streak in Division I-A college history, and the sixth-longest active streak in the FBS. During the run, Tech scored on its first offensive possession 84 times, plus another five occasions* where it scored on returns on its first touch of the game. The Hokies have scored in the first quarter 189 times during the streak, and have extended it by halftime in 250 of the 263 games. During the streak, the Hokies have posted 28 shutouts by their defense.

Here's the year-by-year breakdown (* - blocked punt recovery in the end zone against Akron in 1995; an interception return at Clemson in 2007; an interception return against Boston College in 2008; a blocked punt return against Marshall in 2013; and a fumble return on the opening kickoff of the 2014 Western Michigan game):

School	Streak	Dates	Ended By
Michigan	365	10/27/1984 - 9/6/2014	Notre Dame
Brigham Young	361	9/27/1975 - 11/15/2003	Utah
Florida	341	11/05/1988 - present
TCU	287	11/23/1991 - present
Texas	281	11/29/1980 - 10/02/2004	Oklahoma
Washington State	280	10/22/1984 - 10/18/2008	USC
Air Force	277	12/31/1992 - present
Washington	272	11/14/1981 - 10/16/2004	USC
Oregon	267	10/05/1985 - 11/15/2007	UCLA
Ohio State	266	12/30/1993 - present *
Tennessee	265	9/24/1994 - present
Virginia Tech	263	9/23/1995 - present
Georgia	256	10/7/1995 - present *
Nebraska	252	9/05/1996 - present
UCLA	245	10/02/1971 - 10/17/1992	Arizona State
Colorado	242	11/19/1988 - 10/25/2008	Missouri
Kansas State	234	11/23/1996 - 10/17/2015	Oklahoma
Nebraska	233	1/01/1974 - 11/29/1991	Miami, Fla.
Florida State	232	9/10/1988 - 11/11/2006	Wake Forest
Wisconsin	231	9/06/1997 - 11/29/2014	Ohio State
Boise State	232	10/11/1997 - present
Georgia Tech	232	10/30/1997 - present

* - had 13 games vacated by NCAA from 2010 season (not included in streak)

Season	Games	1st Poss.	Scored On/In:					Points Scored		
			1Q	2Q	3Q	4Q	OT	Wins	Losses	Ties
1995	10	2*	6	3	1	0	0	335	0	—
1996	12	6	9	3	0	0	0	328	42	—
1997	12	3	8	3	1	0	0	244	80	—
1998	12	6	11	1	0	0	0	299	82	—
1999	12	4	11	1	0	0	0	455	29	—
2000	12	7	10	1	0	1	0	463	21	—
2001	12	3	10	1	1	0	0	314	62	—
2002	14	4	11	3	0	0	0	303	126	—
2003	13	7	11	2	0	0	0	328	132	—
2004	13	4	7	4	1	1	0	358	42	—
2005	13	3	10	2	0	1	0	411	29	—
2006	13	4	9	4	0	0	0	282	54	—
2007	14	6*	9	4	1	0	0	364	38	—
2008	14	3*	7	7	0	0	0	230	79	—
2009	13	5	11	1	1	0	0	350	64	—
2010	14	5	9	5	0	0	0	416	58	—
2011	14	4	9	5	0	0	0	358	33	—
2012	13	2	8	4	0	1	0	200	126	—
2013	13	4*	11	1	1	0	0	168	83	—
2014	13	5*	8	3	0	1	1	212	101	—
2015	7	2	4	3	0	0	0	121	85	—
Totals	263	89	189	61	7	5	1	6539	1366	0

Virginia Tech has a **193-70** record during the streak, averaging **33.9** points in the wins and **19.5** points in the losses. The Hokies have only on six occasions delayed extending the streak until the fourth quarter or overtime. The last time came in 2014 in an overtime loss at Wake Forest. The latest Tech scored its first points in a game was in overtime in 2014 at Wake Forest (a 0-0 tie after four quarters). The latest in a regulation game was with 1:30 left in Tech's game versus Miami also in 2014. Here's a look at the six occasions.

(* — in Sugar Bowl in New Orleans; ^ — Russell Athletic Bowl in Orlando):

Date	Game	Opponent	Fourth Quarter/OT Score (first if multiple scores)	Time Left (4Q)	Result
Nov. 4, 2000	67	at Miami	Lee Suggs 1 yd run	12:23	L, 21-41
Jan. 3, 2005	122	Auburn*	Josh Morgan 29 yd pass from Bryan Randall	6:58	L, 13-16
Nov. 5, 2005	131	Miami	Marcus Vick 2 yd run	8:06	L, 7-27
Dec. 28, 2012	230	Rutgers ^	Cody Journell 25 yd FG	12:14	W, 13-10 (ot)
Oct. 23, 2014	251	Miami	Isaiah Ford 14 yd pass from Mark Leal	1:30	L, 6-30
Nov. 22, 2014	254	at Wake Forest	Joey Slye 28 yd FG	OT	L, 3-6 (2ot)

There have been **nine** occasions where Virginia Tech scored just once to continue the streak, by nine different players. Only twice did Tech's lone score come in the fourth quarter of a game: 2005 when Marcus Vick scored on a 5-yard run with 8:06 left in a 27-7 loss and in 2014 when Isaiah Ford caught a 14-yard pass from Mark Leal with 1:30 left in a 30-6 loss and once it came in overtime, last year at Wake Forest on a Joey Slye field goal. A look at these nine times with one score.

(* — denotes Gator Bowl in Jacksonville):

Date	Game	Opponent	The Hokie To Score	Time Left	Result
Jan. 1, 1998*	34	vs. North Carolina	Shayne Graham 40 yd FG	4:37, 3Q	L, 3-42
Nov. 3, 2001	78	at Pittsburgh	Ronyell Whitaker 71 yd blocked FG return	1:42, 1Q	L, 7-38
Oct. 22, 2003	103	at West Virginia	Vincent Fuller 50 yd fumble return	2:07, 2Q	L, 8-27
Nov. 5, 2005	131	Miami	Marcus Vick 2 yd run	8:06, 4Q	L, 7-27
Oct. 12, 2006	141	at Boston College	Brandon Pace 36 FG	0:41, 2Q	L, 3-22
Sept. 8, 2007	150	at LSU	Tyrod Taylor 1 yd run	4:38, 3Q	L, 7-48
Oct. 1, 2011	208	Clemson	Cody Journell 24 FG	4:35, 2Q	L, 3-23
Oct. 23, 2014	251	Miami	Isaiah Ford 14 yd pass from Mark Leal	1:30, 4Q	L, 6-30
Nov. 22, 2014	254	at Wake Forest	Joey Slye 28 yd FG	OT	L, 3-6 (2ot)

The One-Scorers (9): Ford 1, Fuller 1, Graham 1, Journell 1, Pace 1, Slye 1, Taylor 1, Marcus Vick 1, Whitaker 1 (four field goals, two rushing touchdowns, one pass, one fumble return, one blocked field goal return)

TOUCHDOWNS BY DEFENSE & SPECIAL TEAMS

1987: Jon Jeffries, 92-yd. kickoff return vs. Clemson; Don Stokes, recovered blocked punt in end zone vs. Syracuse; Randy Cockrell (ilb), 90-yd. interception return vs. Navy.

1988: Don Stokes, recovered blocked punt in end zone vs. Southern Miss; Jock Jones, recovered blocked punt in end zone vs. West Virginia; Roger Brown (cb), 55-yd. interception return vs. South Carolina; Leslie Bailey (ilb), 19-yd. interception return vs. South Carolina.

1989: Marcus Mickel, 90-yd. kickoff return vs. Clemson; Jock Jones (olb), 55-yd. interception return vs. Tulane; Roger Brown (cb), 55-yd. interception return vs. North Carolina State.

1990: The '90 season marked the first and only season to date during Beamer's tenure that Tech failed to score at least one TD on either defense or special teams.

1991: P.J. Preston (olb), recovered fumble in end zone vs. Oklahoma; Ken Landrum, 18-yd. blocked punt return vs. Cincinnati; Kirk Alexander (fs), 95-yd. interception return vs. Cincinnati.

1992: Tyronne Drakeford (cb), 40-yd. interception return vs. East Carolina; Tony Kennedy, 91-yd. kickoff return vs. Louisville; Ken Brown (olb), 18-yd. interception return vs. Rutgers.

1993: William Ferrell, 7-yd. blocked punt return vs. Rutgers; DeWayne Knight (olb), 23-yd. fumble return vs. Syracuse; Jeff Holland (dt), 8-yd. fumble return vs. Virginia; Lawrence Lewis (de), 20-yd. fumble return vs. Indiana; Antonio Banks, 80-yd. blocked field goal return vs. Indiana.

1994: Torrian Gray (rov), 66-yd. interception return vs. Boston College; Stacy Henley, 25-yd. blocked punt return vs. Temple; Lawrence Lewis (de), 60-yd. fumble return vs. East Carolina; Antonio Freeman, 80-yd. punt return vs. Pittsburgh.

1995: Jermaine Holmes, recovered blocked punt in end zone vs. Akron; Hank Coleman (de), 51-yd. fumble return vs. Rutgers; Myron Newsome (ilb), 71-yd. interception return vs. Rutgers; Larry Green (cb), 37-yd. interception return vs. West Virginia; Jim Baron (dt), 46-yd. fumble return vs. Temple; J.C. Price (dt), 19-yd. interception return vs. Temple; Antonio Banks (cb), 65-yd. interception return vs. Virginia; Bryan Still, 60-yd. punt return vs. Texas; Jim Baron (dt), 20-yd. fumble return vs. Texas.

1996: Cornelius White, 60-yd. blocked punt return vs. Syracuse; Keion Carpenter (fs), 100-yd. interception return vs. Miami.

1997: Carl Bradley (dt), recovered fumble in end zone vs. Rutgers; Pierson Prioleau (rov), 43-yd. fumble return vs. Rutgers; Lorenzo Ferguson (fs), 84-yd. interception return vs. Arkansas St.; Anthony Midget (cb), 22-yd. fumble return vs. Pittsburgh.

1998: Keion Carpenter (fs), 16-yd. interception return vs. Pittsburgh; Pierson Prioleau (rov), 85-yd. interception return vs. Boston College; Marcus Gildersleeve, recovered blocked punt in end zone vs. UAB; Ricky Hall, 17-yd. blocked punt return vs. West Virginia; Ricky Hall, recovered blocked punt in end zone vs. Syracuse; Loren Johnson (cb), 78-yd. fumble return vs. Syracuse; Ike Charlton (cb), 26-yd. interception return vs. Rutgers; Jamel Smith (lb), 98-yd. interception return vs. Rutgers; Anthony Midget (cb), 27-yd. interception return vs. Alabama.

1999: Ike Charlton (cb), 34-yd. interception return vs. Clemson; Corey Moore (de), 32-yard fumble return vs. Clemson; Cory Bird (rov), 26-yd. fumble return vs. Syracuse; Phillip Summers (rov), 43-yd. interception return vs. Syracuse; Tee Butler, recovered fumble by punter in end zone vs. Syracuse; Ricky Hall, 64-yd. punt return vs. Miami; Ike Charlton (cb), 51-yd. fumble return vs. Miami; Larry Austin (cb), 31-yd. interception return vs. Temple.

2000: Willie Pile (fs), 11-yd. interception return vs. Akron; Cory Bird, 9-yd. blocked punt return vs. East Carolina; André Davis, 87-yd. punt return vs. East Carolina; André Davis, 71-yd. punt return vs. Boston College; André Davis, 76-yd. punt return vs. WVU; Nathaniel Adibi (de), 36-yd. fumble return vs. UCF.

2001: Channing Reed (dt), 8-yd. fumble return vs. Rutgers; Kevin McCadam (rov), 69-yd. interception return vs. UCF; André Davis, 55-yd. punt return vs. UCF; Jim Davis (de), 27 yd. interception return vs. West Virginia; Kevin McCadam (rov), 9-yd. fumble return vs. Boston College; Ronyell Whitaker, 71-yd. blocked field goal return vs. Pittsburgh; Brandon Manning, 22-yd. blocked punt return vs. Miami.

2002: DeAngelo Hall, 69-yd. punt return vs. Arkansas State; DeAngelo Hall (cb), 49-yd. interception return vs. Arkansas State; Jason Lallis (dt), 59-yd. fumble return vs. Arkansas State; Alex Markogiannakis (ilb), 25-yd. fumble return vs. Western Michigan; DeAngelo Hall, 51-yd. punt return vs. Rutgers; Darryl Tapp, 11-yd. blocked punt return vs. Virginia; Willie Pile (fs), 96-yd. interception return vs. Miami.

2003: Jason Lallis (dt), 45-yd. interception return vs. UCF; Eric Green (cb), 84-yd. interception return vs. UConn; Mike Imoh, 91-yd. kickoff return vs. UConn; Chris Clifton, 16-yd. blocked punt return vs. UConn; Jimmy Williams (fs), 55-yd. interception return vs. Rutgers; DeAngelo Hall, 58-yd. punt return vs. Syracuse; DeAngelo Hall, 60-yd. punt return vs. Syracuse; Vincent Fuller (cb), 50-yd. fumble return vs. WVU; DeAngelo Hall (cb), 28-yd. fumble return vs. Miami; Eric Green (cb), 51-yd. interception return vs. Miami; DeAngelo Hall, 52-yd. punt return vs. Cal.

2004: Jason Lallis (de), 28-yd. fumble return vs. Western Michigan; Brandon Flowers (cb), 38-yd. interception return vs. Western Michigan; Vincent Fuller, 74-yd. blocked field goal return vs. West Virginia; Bl. Warren (ilb), 46-yd. interception return vs. Florida A&M; Roland Minor (cb),

64-yd. interception return vs. Georgia Tech; Jimmy Williams (cb), 34-yd. interception return vs. Maryland.

2005: Roland Minor (cb), 23-yd. interception return vs. Duke; D.J. Parker, 78-yd. blocked field goal return vs. Georgia Tech; Xavier Adibi (ilb) 25-yd. interception return vs. Georgia Tech; Chris Ellis (de), 29-yd. interception return vs. Georgia Tech; Vince Hall (ilb) 15-yd. fumble return vs. Marshall; Vince Hall (ilb) 13-yd. interception return vs. Boston College; James Anderson (olb) 39-yd. interception return vs. Louisville.

2006: Brenden Hill (olb), 69-yd. interception return vs. North Carolina; Eddie Royal, 58-yd. punt return vs. Duke; Victor "Macho" Harris (cb), 72-yd. interception return vs. Cincinnati; Noland Burchette (de), 15-yd. fumble return vs. Kent State; Xavier Adibi (ilb), 35-yd. fumble return vs. Wake Forest.

2007: Victor "Macho" Harris (cb), 17-yd. interception return vs. East Carolina; Brandon Flowers (cb), 49-yd. interception return vs. William & Mary; Eddie Royal, 60-yd. punt return vs. William & Mary; D.J. Parker (fs), 32-yd. interception return vs. Clemson; Eddie Royal, 82-yd. punt return vs. Clemson; Victor "Macho" Harris, 100-yd. kickoff return vs. Clemson; Chris Ellis (de), 5-yd. interception return vs. Florida State; Xavier Adibi (lb), 40-yd. interception return vs. Boston College; Justin Harper, 84-punt return vs. Kansas.

2008: Stephan Virgil (cb), 30-yd. fumble return vs. East Carolina; Brett Warren (ilb), 36-yd. interception return vs. Boston College; Victor "Macho" Harris (cb), 55-yd. interception return vs. Boston College; Victor "Macho" Harris (cb), 23-yd. interception return vs. Duke; Orion Martin (de), 17-yd. fumble return vs. Boston College.

2009: Dyrell Roberts, 98-yd. kickoff return vs. Alabama; Jayron Hosley, 64-yd. punt return vs. Marshall; Matt Reidy, 1-yd. blocked punt return vs. Miami; Rashad Carmichael (cb) 22-yd. interception return vs. Boston College.

2010: Rashad Carmichael (cb), 68-yd. interception return vs. East Carolina; David Wilson, 92-yd. kickoff return vs. NC State; Jayron Hosley, 80-yd. punt return vs. Central Michigan; David Wilson, 90-yd. kickoff return vs. Georgia Tech; Jeron Gouveia-Winslow (olb), 24-yd. interception return vs. Florida State.

2011: Kyle Fuller, recovered blocked punt in end zone vs. Appalachian State.

2012: Kyshoen Jarrett, 94-yd. punt return vs. Pittsburgh; Demitri Knowles, 93-yd. kickoff return vs. North Carolina.

2013: Detrick Bonner (fs), 37-yd. interception return vs. Western Carolina; Derek Di Nardo 11-yd. blocked punt return vs. Marshall.

2014: Donovan Riley (cb), 63-yd. interception return vs. Ohio State; Andrew Motuapuaka 11-yd. fumble return on kickoff vs. Western Michigan; Kendall Fuller (cb), 47-yd. interception return vs. North Carolina; Bucky Hodges recovered blocked punt in end zone vs. Virginia; Greg Stroman (cb), 12-yd. fumble return vs. Cincinnati.

2015: Andrew Motuapuaka (ilb) 18-yd. interception return vs. Furman; Chuck Clark (fs) 20-yd. fumble return vs. Purdue; Anthony Shegog 15-yd blocked punt return vs. Purdue.

The Tally Sheet

TOTAL: 142

Defense: 88 TDs

Type	Total	Last
Pass Interceptions	58	Andrew Motuapuaka (18 yds), 2015 vs. Furman
Fumble Returns	28	Chuck Clark (20 yds), 2015 at Purdue
Fumble Recoveries	2	Carl Bradley (end zone), 1997 vs. Rutgers)

Special Teams: 54 TDs

Type	Total	Last
Punt Returns	19	Kyshoen Jarrett (94 yds), 2012 vs. Pittsburgh
Blocked Punts	20	Anthony Shegog (15 yds), 2015 at Purdue
Kickoff Returns	9	Demitri Knowles (93 yds), 2012 vs. North Carolina
Blocked Field Goals	4	D.J. Parker (78 yds), 2005 vs. Georgia Tech
Fumble Recovery	1	Tee Butler (end zone by punter), 1999 vs. Syracuse
Fumble Returns	1	Andrew Motuapuaka (kickoff), 2014 vs. Western Mich.

VIRGINIA TECH'S BLOCKED KICKS UNDER FRANK BEAMER

Totals: 136 in 355 games (67 punts, 41 FGs, 28 PATs)

1987 (1 punt, 1 PAT, 1 FG)

Syracuse – punt* (Jimmy Whitten) hL

East Carolina – PAT (na) hL

Cincinnati – FG (Roger Brown) hW

1988 (4 punts, 3 FGs)

Clemson – punt (Jock Jones) aL

Southern Miss – punt* (Archie Hopkins) aL

West Virginia – punt* (Archie Hopkins) hL

Cincinnati – punt+ (Jock Jones) aW

Louisville – FG (Jimmy Whitten) aL

Florida State – FG (Roger Brown);

FG+ (Roger Brown) aL

1989 (1 punt, 1 FG)

Tulane – punt+ (Archie Hopkins) hW

NC State – FG (Jock Jones) aW

1990 (2 punts, 4 PATs, 1 FG)

East Carolina – PAT (John Rivers) aW

South Carolina – PAT (John Rivers) hL

Florida State – punt+ (Scott Jones) aL

West Virginia – FG+ (Bernard Basham) hW

Temple – punt (Archie Hopkins) aL

NC State – PAT (Bernard Basham) hW

Virginia – PAT (Bernard Basham) hW

1991 (3 punts, 3 FGs)

James Madison – FG (Bernard Basham) hW

Oklahoma – FG (Bernard Basham) aL

Cincinnati – punt+ (P.J. Preston);

punt* (Kirk Alexander) hW

Louisville – FG (John Rivers) hW

East Carolina – punt (Marcus McClung) hL

1992 (5 PATs, 1 FG)

James Madison – PAT (John Rivers);

FG+ (Kirk Alexander) hW

East Carolina – PAT (Bernard Basham) aL

West Virginia – PAT (David Wimmer) hL

Miami – PAT (Bernard Basham) hL

Virginia – PAT (David Wimmer) hL

1993 (4 punts, 2 FGs)

Miami – punt@ (Willie Wilkins) aL

Maryland – FG (George DelRico) hW

Rutgers – punt* (Marcus McClung) hW

Syracuse – punt+ (William Ferrell) hW

Virginia – punt# (Brandon Semones) aW

Indiana – FG* (Jeff Holland) nW

1994 (2 punts, 2 FGs)

Arkansas St. – FG (Cornell Brown) hW

Temple – punt* (William Ferrell) hW

Miami – punt# (Michael Williams) aL

Rutgers – FG (Michael Williams) hW

1995 (4 punts, 3 PATs, 1 FG)

BC – PAT (Waverly Jackson) hL

Cincinnati – FG (Jim Baron);

PAT (Lawrence Lewis) hL

Miami – punt# (Angelo Harrison) hW

Pittsburgh – punt+ (Angelo Harrison);

punt# (Angelo Harrison) aW

Akron – punt* (Okesa Smith);

PAT (Lawrence Lewis) hW

1996 (5 punts, 1 PAT)

Akron – PAT (John Engelberger) aW

BC – punt+ (Keion Carpenter) aW

Syracuse – punt* (Cornelius White) aL

Temple – punt (Keion Carpenter) hW

SW Louisiana – punt (Michael Stuewe);

punt+ (Keion Carpenter) hW

1997 (2 punts, 3 PATs, 2 FGs)

Arkansas St. – FG+ (Carl Bradley) hW

WVU – punt# (Phillip Summers) aL

Miami – PAT (Carl Bradley) hW

Pittsburgh – PAT (Corey Moore);

PAT (John Engelberger) aL

Virginia – punt (Keion Carpenter);

FG (John Engelberger) aL

1998 (8 punts, 2 PATs, 2 FGs)

East Carolina – FG+ (Corey Moore) hW

Miami – PAT (John Engelberger) aW

Pittsburgh – FG (Corey Moore);

punt# (Larry Austin) hW

Boston College – punt (Keion Carpenter);

punt+ (André Davis) aW

UAB – punt* (Larry Austin) aW

WVU – punt* (Marcus Gildersleeve);

PAT (John Engelberger) hW

Syracuse – punt* (Anthony Midget) aL

Alabama – punt (Keion Carpenter);

punt+ (Corey Moore) nW

1999 (1 punt, 1 PAT)

Rutgers – PAT^ (Carl Bradley) aW

Pittsburgh – punt+ (André Davis) aW

2000 (4 punts, 2 FGs, 2 PATs)

Akron – FG+ (Cory Bird) hW

East Carolina – punt* (Wayne Ward);

FG (Larry Austin) aW

Rutgers – punt+ (Eric Green) hW

Temple – punt+ (Wayne Ward) hW

West Virginia – punt (Lee Suggs)

PAT (Lamar Cobb) hW

Pittsburgh – PAT (David Pugh) hW

2001 (5 punts, 2 FGs)

W. Michigan – punt+ (Wayne Ward) hW

Rutgers – punt@ (Eric Green) aW

UCF – punt@ (Brandon Manning) hW

Pittsburgh – FG* (Lamar Cobb) aL

Virginia – punt (Wayne Ward) aW

Miami – FG# (David Pugh);

punt* (Eric Green) hL

2002 (5 punts, 2 FGs)

LSU – punt+ (Justin Hamilton);

punt@ (Jason Lallis) hW

Marshall – FG+ (Team) hW

Western Michigan – FG (Jeff King) aW

Pittsburgh – punt+ (Nathaniel Adibi) hL

West Virginia – punt# (Ernest Wilford) hL

Virginia – punt* (Justin Hamilton) hW

2003 (1 punt, 3 FGs)

UConn – punt* (Nathaniel Adibi) hW

Rutgers – FG (Jeff King) aW

Syracuse – FG (Vincent Fuller) hW

Miami – FG (Eric Green) hW

2004 (1 punt, 3 FGs)

W. Michigan – FG+ (Jim Davis);

punt+ (Darryl Tapp) hW

West Virginia – FG* (Jim Davis) hW

Virginia – FG (Jim Davis) hW

2005 (2 FGs, 1 punt)

Georgia Tech – FG* (Jeff King) hW

North Carolina – FG+ (Darryl Tapp);

punt+ (Macho Harris) hW

2006 (3 punts, 2 FGs)

Northeastern – punt+ (Cary Wade);

FG (Kory Robertson) hW

North Carolina – punt+ (Josh Morgan) aW

Cincinnati – punt@ (Josh Morgan) hW

Miami – FG (Duane Brown) aW

2007 (2 punts, 1 FG, 1 PAT)

Duke – punt+ (Stephan Virgil) aW

Virginia – punt# (Davon Morgan) aW

Boston College (ACC) – FG (Duane Brown)

PAT ^ (Duane Brown) nW

2008 (2 PAT, 2 FGs, 1 punt)

East Carolina – PAT^ (John Graves) nL

Furman – FG (John Graves) hW

Georgia Tech – PAT (John Graves) hW

Nebraska – punt@ (Stephan Virgil) aW

BC – FG# (Jason Worilds) aL

2009 (1 punt)

Miami – punt* (Jacob Sykes) hW

2010 (2 PAT, 1 punt)

Boise State – punt (Davon Morgan)

PAT (Andre Smith) nL

Stanford – PAT (Andre Smith) nL

2011 (1 punt)

Appalachian State – punt* (Tony Gregory) hW

2012 (1 punt)

Austin Peay – punt+ (Tony Gregory) hW

2013 (1 punt, 1 FG)

Marshall – punt+ (Kyle Fuller)

FG (Derrick Hopkins) hW

2014 (1 FG, 1 PAT, 1 punt)

Pitt – FG+ (Dadi Nicolas) aL

Miami – PAT (Dadi Nicolas) hL

Virginia – punt * (C.J. Reavis) hW

2015 (1 FG, 1 punt)

Purdue – punt * (Terrell Edmunds) aW

Pitt – FG (Vinnie Mihota) hL

* - recovered or returned for TD;

+ - led to TD;

@ - led to safety;

- led to field goal;

^ - led to a two-point defensive extra point

HOKIES IN THE NFL

Below is a list of 28 former Virginia Tech players who are on NFL rosters (either active, practice or injured-reserved) or coaching staffs this season. 2015 numbers are for games played and starts entering Week 6.

Current Player	Team	2015
Nick Becton	Chicago	1 gp
Duane Brown	Houston	3 gp/3 st.
Kam Chancellor	Seattle	3 gp/3 st.
Antone Exum, Jr.	Minnesota	4 gp
Brandon Flowers	San Diego	4 gp/4 st.
Corey Fuller	Detroit	4 gp
Kyle Fuller	Chicago	5 gp/5 st.
James Gayle	Washington	IR
Laurence Gibson	Kansas City	prac.
DeAngelo Hall	Washington	3 gp/3 st.
Jayron Hosley	N.Y. Giants	5 gp/1 st.
Kyshoen Jarrett	Washington	5 gp/1 st.
Will Montgomery	Chicago	IR
Vinston Painter	Miami	prac.
Eddie Royal	Chicago	4 gp/4 st.
Darryl Tapp	Detroit	5 gp
Tyrod Taylor	Buffalo	5 gp/5 st.
Logan Thomas	Miami	prac.
Michael Vick	Pittsburgh	4 gp/2 st.

Current Coach/Staff	Position
Bruce Arians	Arizona Head Coach
Malcolm Blacken	Washington Dir. of Player Develop.
Eugene Chung	KC Asst. Off. Line
Keith Gray	Phi. Asst. S&C Coach
Anthony Midget	Hou. Asst. Secondary
Chris Peduzzi	Phi. Head Athletic Trainer
Nick Rapone	Arizona Defensive Backs
Nick Sorensen	Sea Special Teams
Todd Washington	Balt. Assistant Off. Line

TECH PLAYERS WITH NFL FATHER CONNECTIONS

Current Players

Kyle Chung (Eugene Chung)
 Calvin Cline (Mike Cline)
 Trey, Terrell and Tremaine Edmunds (Ferrell Edmunds)
 Alston Smith (Bruce Smith)

Former Players

Ken, Jr. and Jason Barefoot (Ken Barefoot, Sr.)
 Chad Beasley (Tom Beasley)
 Chad and Cody Grimm (Russ Grimm)
 Billy Hardee, III (Billy Hardee, Jr.)
 Kenny Lewis, Jr. (Kenny Lewis, Sr.)
 Jake Patten (Joel Patten)
 Jim Pyne (George Pyne)
 Josh Trimble (the late Steve Trimble)
 Beau, Blake and Brett Warren (Don Warren)
 Chase Williams (Gregg Williams)
 Tyrel Wilson (James Wilson)
 Jeron Gouveia-Winslow (Kurt Gouveia)

A FAMILY AFFAIR

The Virginia Tech football program prides itself on the family atmosphere it instills and that has not gone unnoticed as many sets of brothers and sons of former players have followed in those footsteps and decided to play for head coach Frank Beamer and his staff. Below is a list of current players who have followed their relatives to Blacksburg.

In all 25 sets of brothers have been coached by Beamer.

Woody Baron (junior)

Uncle: Jim Baron (lettered 1994-95)

Connor Kish (freshman)

Brother: Kevin Kish (freshman)

Kyle Chung (redshirt sophomore)

Father: Eugene Chung (lettered 1988-91)

Tremaine Edmunds (freshman)

Brothers: Terrell Edmunds (redshirt freshman)
 Trey Edmunds (redshirt junior)

Coleman Fox (freshman)

Father: Rich Fox (lettered 1986-89)

Kendall Fuller (junior)

Brothers: Corey Fuller (lettered 2012)
 Kyle Fuller (lettered 2010-13)
 Vincent Fuller (lettered 2001-04)

Brenden Motley (redshirt junior)

Uncles: Sidney Snell (lettered 1977-80)
 Donald Wayne Snell (lettered 1984-86)
 Cousin: Zach Snell (played 2012-14)

Deon Newsome (redshirt sophomore)

Father: Myron Newsome (lettered 1995-96)

Alston Smith (redshirt junior)

Father: Bruce Smith (lettered 1981-84)

Ronny Vandyke (redshirt senior)

Brother: Devin Vandyke (played 2012-14)

Trent Young (redshirt freshman)

Father: Cam Young (lettered 1988-89)

CURRENT TECH PLAYERS WITH NFL CONNECTIONS

Woody Baron - uncle, **James Baron**, played at Tech before playing in the NFL with Detroit and Chicago.

Kyle Chung - father, **Eugene Chung**, played at Tech before playing in the NFL with New England, Jacksonville and Indianapolis. He is currently the offensive line assistant of the Kansas City Chiefs.

Kalvin Cline - father, **Mike Cline**, was drafted by the Green Bay Packers.

Trey, Terrell and Tremaine Edmunds - father, **Ferrell Edmunds**, played seven seasons in the NFL as a tight end, earning two Pro Bowl nods.

Kendall Fuller - brother, **Vincent Fuller**, played six seasons as a defensive back for the Tennessee Titans
 - brother, **Corey**, is currently playing in the NFL and is a wide receiver with the Detroit Lions;
 - brother, **Kyle**, is currently playing in the NFL and is a defensive back with the Chicago Bears.

Alston Smith - father, **Bruce Smith**, was a standout player for the Hokies before going on to star in the NFL. The all-time sacks leader was inducted into the NFL Hall of Fame in 2010.

MORE ON THE FULLERS

The Fullers became the first family at Tech to send four brothers to the school. More impressively is that, despite three of them playing on the defensive side of the ball, all four of them have scored at least one touchdown in their Tech careers.

VINCENT FULLER - CB

At VT: 142 tackles, 19 PBU, 8 INTs, 3 FR
 Two TDs: 50-yd fumble return; 74-yd blocked FG return
 Fourth-round pick of Tennessee; 8 years in the NFL

COREY FULLER - WR

At VT (2 seasons): 45 rec., 815 yds, 6 TDs
 Final TD was only touchdown in 13-10 win over Rutgers in Russell Athletic Bowl
 Sixth-round pick of Detroit; in third year in the NFL

KYLE FULLER - CB

At VT: 173 tackles, 23.5 TFL, 28 PBU, 6 INTs, 4 FF
 Second-team All-American
 One TD: recovered blocked punt in end zone
 First-round pick of Chicago; in second year in the NFL

KENDALL FULLER - CB

At VT: 112 tackles, 26 PBU, 8 INTs, 2 FR, 1 FF
 2014 Second-Team All-American; First-team All-ACC
 One TD: 47-yd INT for a touchdown at UNC
OF NOTE: If Kendall gets drafted and plays in the NFL, the four Fullers will become just the second group of four brothers to play in the NFL and the first group of four brothers to be drafted to the NFL out of the same college. Jim (Notre Dame), Joey (USC), Keith (USC) and Ross (Notre Dame) Browner are four brothers who played in the NFL in the late 1970s and 1980s, but went to different schools.

MORE ON THE EDMUNDS

Not to be outdone, the three Edmunds - Trey, Terrell and Tremaine - have become the first trio of brothers to play for head coach Frank Beamer all at the same time and are the fourth family to have at least three sons play at Tech.

The Fullers, again, are the only set of four brothers to play in Blacksburg, while the Houserights had four family members play for the Hokies.

Father: Bill Houseright (lettered 1973-77)

Sons: Bill Houseright, Jr. (lettered 1995)
 Jake Houseright (lettered 1998-01)
 Jonas Houseright (lettered 2006-08)

The only other trio of brothers to play for Tech were the Warrens.

Brothers: Blake Warren (lettered 2002-05)
 Brett Warren (lettered 2004-05, 2007-08)
 Beau Warren (lettered 2007-10)

LANE STADIUM - HOME OF THE HOKIES

Rising high into the mountainous sky of the New River Valley, Virginia Tech's Lane Stadium enters its 51st year of football competition in 2015. The Tech football team has enjoyed over two decades of success, going to 22 straight bowl games and winning 10 or more games eight straight seasons from 2004-11. A big part of that success is the home-field advantage the Hokies enjoy at Lane Stadium/Worsham Field.

Billed as the toughest place in college football for opponents to play by Rivals.com in 2005 and one of the scariest places to play by ESPN.com in 2007, the Hokies play not only on one of the best playing surfaces in the nation, but with the south end zone and west side additions, the Hokies compete in one of the best stadiums in the nation.

Sitting at roughly 2,057 feet above sea level, the stadium is the second-highest among all FBS schools in the eastern United States, trailing only Appalachian State (3,300). Completed in 1965, Lane Stadium/Worsham Field has gone through numerous changes, renovations and additions. But through it all, it has always been regarded as one of the finest places to watch – and toughest places for opponents to play – a college football game.

A WINNING TRADITION

On Sept. 22, 1994, Tech won its 100th game in Lane Stadium in memorable fashion before a national television audience on ESPN with a 34-6 win over rival West Virginia. On Nov. 1, 2003, Tech upset No. 2 Miami 31-7 to pick up its 150th all-time win at Lane Stadium, marking the highest-ranked opponent the Hokies have ever defeated - home or on the road.

Tech's overall record entering the 2015 season at Lane Stadium was 208 wins, 77 losses and six ties in 50 years of play. The Hokies entered the year 134-40-1 at home during Coach Frank Beamer's tenure at Virginia Tech and more impressively, were 116-26 in Blacksburg during the previous 22 seasons (during its current bowl run).

In terms of conference success, Tech entered the season 32-12 in ACC home games and was 32-9 as a member of the BIG EAST.

A large part of that impressive record is the home-field environment created by the fans, as Lane Stadium was sold out for 94 consecutive games, starting with the final game of the 1998 season against Virginia and running through the 2012 season.

THE HOKIE STONE

Before each home football game, Virginia Tech football players and coaching staff enter Lane Stadium through a tunnel. On the stadium-side entrance to Worsham Field, they pass beneath a Hokie Stone, which they touch for good luck and is flanked by these words: "For those who have passed. For those to come ... Reach for Excellence."

ENTER SANDMAN

The history behind Virginia Tech's use of Metallica's "Enter Sandman" started during the 2000 season. That summer Tech added a new scoreboard to Lane Stadium and the athletics marketing team decided to use the scoreboard for an entrance video. The group considered "Welcome to the Jungle" by Guns N' Roses and "Sirius" by the Alan Parsons Project before settling on "Enter Sandman." It has been the entrance song for the Hokies ever since.

FOOTBALL HISTORY

All-Time Tech Record (1892-present; 121 seasons)

Overall	714-455-46
Conference	230-163-21

In Blacksburg

Behind Lane Hall (1892)	1-0-0
Sheib Field (1894-1901)	13-1-0
Gibboney Field (1902-08)	19-2-0
Miles Field (1909-25)	60-3-3
Miles Stadium (1926-64)	67-25-4
Lane Stadium (1965-present; 51st season)	210-78-6
Under Beamer (1987-present)	136-41-1

On the road

Neutral sites

Televised games

Overtime games

When ranked

Opponent ranked

Both teams ranked

VT ranked higher

Opponent ranked higher

	Tech	Opponent
Total points scored	24,744	17,247
Average	20	14
Most Points Scored	99 (1919)	77 (1973)
Fewest Points Scored	0 (1995)	0 (2012)
Shutouts By	246 (2012)	144 (1995)
Largest Margin of Victory	99 (1919)	71 (1973)
Smallest Margin of Victory	1 (2014)	1 (2004)

LANE STADIUM HISTORIC MILESTONES

	Date	Opponent	Result	Score
First Win at Lane Stadium	Oct. 2, 1965	William & Mary	W	9-7
First Televised Game	Oct. 29, 1966	Florida State	W	23-21
First Night Game	Nov. 25, 1982	Virginia	W	21-14
First Game Under Coach Beamer	Sept. 12, 1987	Clemson	L	10-22
First ESPN Game	Nov. 24, 1990	Virginia	W	38-13
First ESPN GameDay Appearance	Oct. 16, 1999	Syracuse	W	62-0
Frank Beamer's 100th Win at Tech	Sept. 1, 2001	Connecticut	W	52-10
Tech's 600th win	Sept. 6, 2003	James Madison	W	43-0
150th win at Lane Stadium	Nov. 1, 2003	Miami	W	31-7
First ACC Game and Win	Sept. 18, 2004	Duke	W	41-17
250th game at Lane Stadium	Nov. 6, 2008	Maryland	W	23-13
200th win at Lane Stadium	Oct. 13, 2012	Duke	W	41-20

2015 HOME OPPONENTS and SERIES RECORDS AT LANE STADIUM

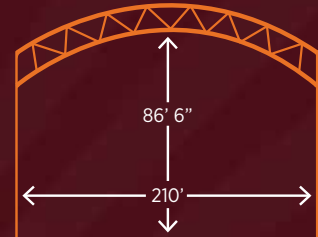
	W	L	T
Duke	7	1	0
Furman	2	0	0
North Carolina	4	1	0
NC State	3	1	1
Ohio State	0	1	0
Pittsburgh	5	2	0

VIRGINIA TECH'S INDOOR PRACTICE FACILITY



86' 6"

Over 86 feet from the field to the bottom of the truss – a must for the kicking game!



1,200

Tons of specially engineered steel were utilized

2

737 jets can fit inside the building (nose to tail)



60,000

Square feet of precast concrete panels with the majority of weighing over

18 TONS

26,500

Square feet of glass and translucent panels, which is just over half an acre

11,213

Square feet of Hokie Stone on facade

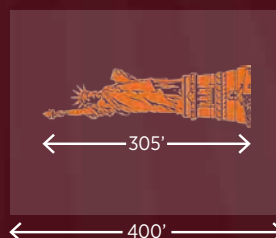


8

Porticoes feature the same values as the eight pylons of Virginia Tech's War Memorial: Brotherhood, Honor, Leadership, Sacrifice, Service, Loyalty, Duty and Ut Prosim



The Statue of Liberty could easily fit inside the facility



7,905,108

Cubic feet of space, enough room to fill

89 OLYMPIC POOLS



VIRGINIA TECH VS. TENNESSEE

160,000

Capacity of Bristol Motor Speedway

115,109

Current college football single-game record set in 2013 – Notre Dame at Michigan

107,517

Attendance for Tech's 2014 win at Ohio State

236 MILES

Distance between Blacksburg & Knoxville

1937

Last time the Hokies and the Volunteers met in the regular season

37-14

Result of last meeting between two schools, a Virginia Tech win in the 2009 Chick-fil-A Bowl

8,500 TONS

Amount of rock needed to form base of field

THE BATTLE AT BRISTOL

VIRGINIA TECH vs. TENNESSEE - SEPT. 10, 2016

On Oct. 14, 2013, Virginia Tech and Tennessee announced plans to play a non-conference football game at the Bristol Motor Speedway in 2016 at a joint news conference held at the speedway – a game that was dubbed as the “Battle at Bristol.”

The Bristol Motor Speedway will become a football venue next year when the Hokies take on neighboring Tennessee – the two schools are just 236 miles apart – in a non-conference tilt. Track officials anticipate the Sept. 10, 2016 game will break college football's all-time single-game attendance mark. The current record occurred in 2013 when Michigan and Notre Dame played in front of 115,109 fans at Michigan Stadium. The Bristol Motor Speedway is close to a 160,000-seat venue.

The marketing campaign for the game took another step when track general manager Jerry Caldwell, NASCAR Xfinity Series driver Ty Dillon and Derek Vaughan, an engineer with Richard Childress Racing – and a Virginia Tech graduate (mechanical engineering, class of 1998) – along with other BMS officials came to Blacksburg on Aug. 11 of this year to promote the game. The group toured Tech's facilities, met with athletics department personnel, including AD Whit Babcock and head football coach Frank Beamer, and answered questions from the media. Dillon and Vaughan also caught passes and ran drills with assistant head coach Shane Beamer and some of Tech's players.

VIRGINIA TECH FOOTBALL CONFERENCE AFFILIATIONS

- 1892-97: Independent
- 1898: Southern Intercollegiate Athletic Assoc.
- 1899-1906: Independent
- 1907-21: South Atlantic Intercollegiate Ath. Assoc. 1909, 1916, 1918 champions
- 1922-64: Southern Conference 1963 champions
- 1965-90: Independent
- 1991-2003: Big East 1995 champions, 1996 co-champions, 1999 champions
- 2004-present: ACC 2004 champions, 2007 champions
2008 champions, 2010 champions

JUST VIRGINIA TECH, PLEASE

While the full name of the school is Virginia Polytechnic Institute and State University, the school is commonly referred to as “Virginia Tech.”

Founded in 1872, as Virginia Agricultural and Mechanical College, the university changed its name to Virginia Polytechnic Institute in 1896.

Fans of the athletic department, as well as media covering the Hokies, shortened the name to VPI, but it eventually became Virginia Tech.

The “State University” was added in 1970 to bring the official title to what it is today.

Those covering Hokie athletics are asked to refer to the university as simply “Virginia Tech.”

Virginia Tech University, VPI and SU, VPI&SU, VT or VA Tech are not recognized names and should not be used.

WHAT'S A HOKIE?

That's the most frequently asked question regarding Virginia Tech athletics. The answer leads back to 1896 when Virginia Agricultural and Mechanical College changed its name to Virginia Polytechnic Institute. With the change came the necessity for writing a new cheer and a contest for such a purpose was held by the student body. Senior O.M. Stull won first prize for his “Old Hokie” yell which still is used today.

Later, when asked if “Hokie” had any special meaning, Stull explained the words he used had no hidden or symbolic meaning, but had been thought up in an effort to get attention. Hokie soon became a nickname for all Tech teams and for those people loyal to Tech athletics. Following is the “Old Hokie” yell in its original form:

**Hoki, Hoki, Hoki Hy!
Tech! Tech! V.P.I.!
Sola-Rex Sola-Rah
Polytech-Vir-gin-i-a!!
Rae, Ri, V.P.I.**

Unofficial Depth Chart (As of 10/19/15)

RCB	
22	Te. Edmunds 6-1 • 201 • r-Fr.
2	Riley 5-11 • 211 • Sr.

FS	
36	Alexander 6-3 • 197 • Fr.
26	Frye 6-2 • 197 • r-Jr.

ROVER	
19	Clark 6-1 • 204 • Jr.
29	Jones 6-2 • 205 • r-Jr.

NICKEL	
6	Reynolds 6-1 • 181 • Fr.
23	Greene 5-11 • 186 • r-Jr.

DEFENSE

ROLB	
37	Vandyke 6-4 • 215 • r-Sr.
24	Shegog 6-3 • 212 • r-So.
18	Minor 6-2 • 221 • r-Fr.

MLB	
54	Motuapuaka 6-0 • 231 • r-So.
56	Huelskamp 6-1 • 207 • r-So.
44	Lydon 6-2 • 233 • Fr.

LOLB	
40	Clarke 6-1 • 227 • Sr.
50	Moss 6-2 • 213 • r-So.
49	Tr. Edmunds 6-5 • 236 • r-Fr.

LCB	
31	Facyson 6-2 • 196 • r-So.
17	Alleyne 6-1 • 180 • Fr.

RDE	
4	Ekanem 6-3 • 248 • r-Jr.
43	Dooley 6-6 • 235 • r-So.

NT	
96	Marshall 6-2 • 266 • r-Sr.
60	Baron 6-1 • 275 • Jr.

DT	
92	Maddy 6-2 • 283 • r-Sr.
95	N. Williams 6-4 • 299 • r-Jr.
OR	
91	Sobczak 6-1 • 309 • r-Fr.

LDE	
90	Nicolas 6-3 • 223 • r-Sr.
99	Mihota 6-5 • 270 • r-Fr.

OFFENSE

FL	
5	Phillips 6-1 • 191 • So.
3	Stroman 6-1 • 168 • So.
80	Knowles 6-1 • 180 • r-Sr.

LT	
71	McLaughlin 6-5 • 302 • Jr.
69	Nijman 6-8 • 280 • Fr.
58	Pettit 6-4 • 287 • r-Fr.

LG	
57	Teller 6-5 • 304 • r-So.
67	Osterloh 6-8 • 323 • r-So.
58	Pettit 6-4 • 287 • r-Fr.

C	
64	Gallo 6-2 • 297 • So.
61	Chung 6-4 • 283 • r-So.
79	T. Smith 6-3 • 282 • Fr.

RG	
72	Conte 6-6 • 295 • r-Jr.
67	Osterloh 6-8 • 323 • r-So.
74	Pfaff 6-5 • 295 • r-Fr.

RT	
77	Hansen 6-5 • 295 • r-Sr.
71	McLaughlin 6-5 • 302 • Jr.
52	Redman 6-5 • 287 • r-Sr.

TE	
88	Malleck 6-5 • 253 • Sr.
OR	
7	Hodges 6-7 • 241 • r-So.
89	Cline 6-4 • 237 • r-So.

TB	
34	McMillian 6-0 • 196 • r-Fr.
4	Coleman 5-6 • 187 • Sr.
OR	
14	Edmunds 6-2 • 223 • r-Jr.

QB	
12	Brewer 6-1 • 195 • Sr.
9	Motley 6-3 • 221 • r-Jr.
2	Lawson 6-6 • 230 • Fr.
13	Durkin 6-4 • 222 • r-Fr.

FB	
45	Rogers 5-10 • 223 • Jr.
32	Peoples 5-9 • 218 • Fr.

SE	
1	Ford 6-2 • 188 • So.
81	Asante 6-0 • 187 • r-Sr.
83	Meyer 6-0 • 220 • r-Jr.

SPECIALISTS

K	P	KR	PR	KO	H	PS	KS
46 Slye 6-1 • 214 • So.	27 Hughes 6-0 • 198 • Sr.	34 McMillian 6-0 • 196 • Jr.	3 Stroman 6-0 • 168 • So.	46 Slye 6-1 • 214 • So.	27 Hughes 6-0 • 198 • Sr.	59 D'Antuono 6-7 • 264 • r-Jr.	59 D'Antuono 6-7 • 264 • r-Jr.
		23 Greene 5-11 • 186 • r-Jr.	86 Carroll 5-7 • 162 • r-Fr.	30 Ludwig 6-1 • 199 • Jr.		87 Taylor 6-1 • 212 • r-So.	87 Taylor 6-1 • 212 • r-So.
		81 Asante 6-0 • 187 • r-Sr.		35 Santamaria 5-8 • 166 • r-Fr.			

2015 VIRGINIA TECH FOOTBALL ROSTERS

#	NAME	POS	#	NAME	VL	POS	HT	WT	YR	HOMETOWN	HIGH SCHOOL
36	Adonis Alexander	ROV	1	Isaiah Ford	1	WR	6'2"	188	So.	Jacksonville, Fla.	Trinity Christian
17	Jahque Alleyne	FS	2	Dwayne Lawson	-	QB	6'6"	230	Fr.	Tampa, Fla.	Hillsborough
81	Kevin Asante	WR	2	Donovan Riley	3	FS	5'11"	211	Sr.	Baltimore, Md.	Baltimore Poly
63	Daniel Bailey	OL	3	Greg Stroman	1	WR	6'1"	168	So.	Bristow, Va.	Stonewall Jackson
12	Erikk Banks	CB	4	J.C. Coleman	3	TB	5'6"	187	Sr.	Chesapeake, Va.	Oscar Smith
60	Woody Baron	DT	4	Ken Ekanem	2	DE	6'3"	248	r-Jr.	Centreville, Va.	Centreville
25	Elisha Boyd	CB	5	Cam Phillips	1	WR	6'1"	191	So.	Laurel, Md.	DeMatha
39	Jaylen Bradshaw	WR	6	Sean Daniel	-	WR	5'10"	175	Fr.	Chesapeake, Va.	Oscar Smith
21	Michael Brainard	WR	6	Mook Reynolds	-	CB	6'1"	181	Fr.	Greensboro, N.C.	Northern Guilford
12	Michael Brewer	QB	7	Bucky Hodges	1	TE	6'7"	241	r-So.	Virginia Beach, Va.	Salem
82	Xavier Burke	TE	8	Zack Treser	-	LB	6'4"	226	Fr.	Blacksburg, Va.	Blacksburg
45	Drew Burns	LB	9	Brenden Motley	1	QB	6'3"	221	r-Jr.	Christiansburg, Va.	Christiansburg
36	Wright Bynum	LS	11	Kendall Fuller	2	CB	6'0"	196	Jr.	Baltimore, Md.	Our Lady of Good Counsel
15	Joel Caleb	WR	12	Erikk Banks	-	CB	5'10"	177	r-So.	Coeburn, Va.	Eastside
21	Alden Carpenter	WR	12	Michael Brewer	1	QB	6'1"	195	r-Sr.	Lake Travis, Texas	Lake Travis
86	C.J. Carroll	WR	13	Chris Durkin	-	QB	6'4"	222	r-Fr.	Poland, Ohio	Ursuline
65	Matt Christ	OL	14	Trey Edmunds	2	TB	6'2"	223	r-Jr.	Danville, Va.	Dan River
61	Kyle Chung	OL	15	Joel Caleb	1	WR	6'2"	190	r-Jr.	Midlothian, Va.	Clover Hill
76	Austin Clark	OL	16	Jack Click	-	QB	6'3"	216	Fr.	Glen Allen, Va.	Deep Run
19	Chuck Clark	CB	16	Coleman Fox	-	TB	5'11"	192	Fr.	Salem, Va.	Salem
40	Deon Clarke	LB	17	Jahque Alleyne	-	FS	6'1"	180	Fr.	Virginia Beach, Va.	Ocean Lakes
16	Jack Click	QB	17	DuWayne Johnson	-	CB	6'2"	178	Fr.	Washington, D.C.	H.D. Woodson
89	Kalvin Cline	TE	18	Raymon Minor	-	LB	6'2"	221	r-Fr.	Ashland, Va.	Benedictine
4	J.C. Coleman	TB	18	Tyrone Thornton	-	DB	5'10"	190	Jr.	Boston, Mass.	Newton South
72	Augie Conte	OL	19	Chuck Clark	2	CB	6'1"	204	Jr.	Suffolk, Va.	King's Fork
85	Chris Cunningham	TE	20	Deon Newsome	1	WR	5'11"	187	r-So.	Hampton, Va.	Hampton
59	Eddie D'Antuono	LS	21	Michael Brainard	-	WR	6'0"	191	r-Sr.	Clifton, Va.	Paul VI
6	Sean Daniel	WR	21	Alden Carpenter	-	WR	6'1"	197	r-So.	Leesburg, Va.	Tuscarora
43	Seth Dooley	DE	22	Terrell Edmunds	-	ROV	6'1"	201	r-Fr.	Danville, Va.	Dan River
13	Chris Durkin	QB	22	Trey Skeens	-	FB	6'0"	210	Fr.	Wytheville, Va.	George Wythe
48	Josh Eberly	LB	23	Der'Woun Greene	2	FS	5'11"	186	r-Jr.	Portsmouth, Va.	Woodrow Wilson
22	Terrell Edmunds	ROV	24	Anthony Shegog	1	ROV	6'3"	212	r-So.	Stafford, Va.	North Stafford
49	Tremaine Edmunds	LB	25	Elisha Boyd	-	CB	6'0"	175	r-Fr.	Newport News, Va.	Heritage
14	Trey Edmunds	TB	25	Jerome Wright	1	FB	6'2"	224	Jr.	Richmond, Va.	Highland Springs
4	Ken Ekanem	DE	26	Desmond Frye	2	FS	6'2"	197	r-Jr.	Chester, Va.	Thomas Dale
31	Brandon Facyson	CB	27	A.J. Hughes	3	P	6'0"	198	Sr.	Terre Haute, Ind.	Terre Haute North Vigo
	Tyler Fitzgerald	WR	27	Curtis Williams	-	CB	5'9"	167	r-So.	Amelia, Va.	Amelia County
1	Isaiah Ford	WR	28	Shai McKenzie	1	TB	5'11"	229	So.	Washington, Pa.	Washington
16	Coleman Fox	TB	29	Greg Jones	1	FS	6'2"	205	r-Jr.	Lorton, Va.	Lake Braddock
26	Desmond Frye	FS	30	Johnathan Galante	-	OLB	5'9"	204	r-So.	Blacksburg, Va.	Christiansburg
11	Kendall Fuller	CB	30	Mitchell Ludwig	2	P	5'11"	199	Jr.	Abingdon, Va.	Abingdon
47	Darius Fullwood	DE	31	Brandon Facyson	1	CB	6'2"	196	r-So.	Newnan, Ga.	Northgate
41	Houshun Gaines	DE	32	Steven Peoples	-	FB	5'9"	218	Fr.	Galax, Va.	Galax
30	Johnathan Galante	OLB	33	Deshawn McCleave	-	TB	5'9"	177	Fr.	Chesapeake, Va.	Oscar Smith
64	Eric Gallo	OL	33	Quinton Taylor	-	OLB	6'1"	224	r-Jr.	Chester, Va.	Thomas Dale
89	Laird Gardner	DE	34	Travon McMillian	-	TB	6'0"	196	r-Fr.	Woodbridge, Va.	C.D. Hylton
23	Der'Woun Greene	FS	35	Michael Santamaria	-	PK	5'8"	166	r-Fr.	Athens, Ga.	Athens Academy
77	Wade Hansen	OL	36	Adonis Alexander	-	ROV	6'3"	197	Fr.	Charlotte, N.C.	Independence
86	Casey Harman	TE	36	Wright Bynum	-	LS	6'4"	236	Fr.	Columbia, S.C.	Ben Lippen
93	Jeremy Haynes	DE	37	Ronny Vandyke	2	OLB	6'5"	215	r-Sr.	Lorton, Va.	South County
94	Trevon Hill	DE	38	Joe Koshuta	-	LB	6'2"	240	Fr.	Vienna, Va.	Madison
7	Bucky Hodges	TE	39	Jaylen Bradshaw	-	WR	6'1"	190	r-Fr.	Chesapeake, Va.	Oscar Smith
56	Sean Huelskamp	LB	40	Deon Clarke	1	LB	6'1"	227	Sr.	Richmond, Va.	L.C. Bird
27	A.J. Hughes	P	41	Houshun Gaines	-	DE	6'4"	231	Fr.	Rocky Mount, N.C.	Nash Central
17	DuWayne Johnson	CB	41	Jack Willenbrock	1	OL	6'3"	247	r-Jr.	Glenmoore, Pa.	Downingtown East
29	Greg Jones	FS	42	Matt Reinhart	-	LB	6'2"	218	Fr.	Shoemakersville, Pa.	Berks Catholic
	Connor Kish	OL	42	Marshawn Williams	1	TB	5'11"	243	So.	Hampton, Va.	Phoebus
	Kevin Kish	OL	43	Seth Dooley	1	DE	6'6"	235	r-So.	Salem, Va.	Glenvar
80	Demitri Knowles	WR	44	Carson Lydon	-	LB	6'2"	233	Fr.	Tarpon Springs, Fla.	East Lake
38	Joe Koshuta	LB	45	Drew Burns	1	LB	6'3"	220	r-Jr.	Chesapeake, Va.	Grassfield
2	Dwayne Lawson	QB	45	Sam Rogers	2	FB	5'10"	223	Jr.	Mechanicsville, Va.	Hanover
51	Harry Lewis	DT	46	Joey Slye	1	PK	6'1"	214	So.	Stafford, Va.	North Stafford
30	Mitchell Ludwig	P	47	Darius Fullwood	-	DE	6'4"	251	Fr.	College Park, Md.	Our Lady of Good Counsel
44	Carson Lydon	LB	48	Josh Eberly	-	LB	5'7"	208	r-Jr.	Broadway, Va.	Broadway

92	Luther Maddy	DT	48	D.J. Reid	-	TB	6'1"	226	r-Fr.	Chester, Va.	Thomas Dale
88	Ryan Malleck	TE	49	Tremaine Edmunds	-	LB	6'5"	236	Fr.	Danville, Va.	Dan River
96	Corey Marshall	DT	50	Jamieon Moss	1	LB	6'2"	213	r-So.	Elizabeth City, N.C.	Northeastern
33	Deshawn McCleave	TB	51	Harry Lewis	-	DT	6'0"	260	Fr.	Hampton, Va.	Phoebeus
28	Shai McKenzie	TB	52	Darius Redman	1	OL	6'5"	287	r-Sr.	Washington, D.C.	H.D. Woodson
71	Jonathan McLaughlin	OL	53	Trent Young	-	LB	5'10"	212	r-Fr.	Richmond, Va.	Douglas Freeman
34	Travon McMillian	TB	54	Andrew Motuapuaka	1	LB	6'0"	238	r-So.	Virginia Beach, Va.	Salem
83	Charley Meyer	WR	56	Sean Huelskamp	1	LB	6'1"	207	r-So.	Centreville, Va.	Chantilly
99	Vinny Mihota	DT	57	Wyatt Teller	1	OL	6'5"	304	r-So.	Bealeton, Va.	Liberty
18	Raymon Minor	LB	58	Colt Pettit	-	OL	6'4"	287	r-Fr.	Deshler, Ohio	Patrick Henry
66	Billy Ray Mitchell	OL	59	Eddie D'Antuono	2	LS	6'7"	264	r-Jr.	Alexandria, Va.	Bishop Ireton
63	Andrew Moras	OL	60	Woody Baron	2	DT	6'1"	275	Jr.	Nashville, Tenn.	Brentwood Academy
50	Jamieon Moss	LB	61	Kyle Chung	-	OL	6'4"	283	r-So.	Ponte Vedra Beach, Fla.	Ponte Vedra
9	Brenden Motley	QB	62	D'Andre Plantin	-	OL	6'5"	297	Fr.	Norcross, Ga.	Norcross
54	Andrew Motuapuaka	LB	63	Daniel Bailey	-	OL	6'4"	285	Fr.	Abingdon, Va.	Abingdon
20	Deon Nwosome	WR	63	Andrew Moras	-	OL	6'0"	259	r-Fr.	Ridgewood, N.J.	Ridgewood
90	Dadi Lhomme Nicolas	DE	64	Eric Gallo	1	OL	6'2"	297	So.	Richboro, Pa.	Council Rock South
69	Yosuah Nijman	OL	65	Matt Christ	-	OL	6'4"	264	Fr.	Sterling, Va.	Dominion
67	Parker Osterloh	OL	66	Billy Ray Mitchell	-	OL	6'4"	278	r-Fr.	Westwood, N.J.	Paramus Catholic
	Ryan Palmer	WR	67	Parker Osterloh	-	OL	6'8"	323	r-So.	Williamsburg, Va.	Warhill
32	Steven Peoples	FB	69	Yosuah Nijman	-	OL	6'8"	280	Fr.	Maplewood, N.J.	Columbia
58	Colt Pettit	OL	71	Jonathan McLaughlin	2	OL	6'5"	302	Jr.	Mauldin, S.C.	Mauldin
74	Braxton Pfaff	OL	72	Augie Conte	2	OL	6'6"	295	r-Jr.	Richmond, Va.	Blessed Sacrament Huguenot
5	Cam Phillips	WR	74	Braxton Pfaff	-	OL	6'5"	295	r-Fr.	Lynchburg, Va.	Liberty Christian Academy
62	D'Andre Plantin	OL	75	Alston Smith	1	OL	6'2"	293	r-Jr.	Virginia Beach, Va.	Cox
52	Darius Redman	OL	76	Austin Clark	-	OL	6'6"	308	Fr.	Lexington, Va.	Rockbridge County
48	D.J. Reid	TB	77	Wade Hansen	1	OL	6'5"	295	r-Sr.	Troy, N.Y.	Tamarac
42	Matt Reinhart	LB	79	Tyrell Smith	-	OL	6'3"	282	Fr.	North Brunswick, N.J.	Don Bosco Prep
6	Mook Reynolds	CB	80	Demitri Knowles	3	WR	6'1"	180	r-Sr.	Freeport, Bahamas	Liberty Christian Academy
2	Donovan Riley	FS	81	Kevin Asante	1	WR	6'0"	187	r-Sr.	Charlotte, N.C.	Mallard Creek
89	Dalton Roe	DT	82	Xavier Burke	-	TE	6'2"	235	Fr.	Lawrenceville, Va.	Brunswick
45	Sam Rogers	FB	83	Charley Meyer	2	WR	6'0"	220	r-Jr.	Richmond, Va.	Benedictine
35	Michael Santamaria	PK	85	Chris Cunningham	-	TE	6'2"	237	Fr.	Jacksonville, Fla.	Atlantic Coast
97	Tim Settle	DT	86	C.J. Carroll	-	WR	5'7"	161	r-Fr.	Olney, Md.	Our Lady of Good Counsel
24	Anthony Shegog	ROV	86	Casey Harman	-	TE	6'4"	220	Fr.	Swords Creek, Va.	Honaker
22	Trey Skeens	FB	87	Colton Taylor	-	LS	6'1"	212	r-So.	Salem, Va.	Salem
46	Joey Slye	PK	88	Ryan Malleck	3	TE	6'5"	253	r-Sr.	Point Pleasant, N.J.	Point Pleasant Borough
75	Alston Smith	OL	89	Kalvin Cline	1	TE	6'4"	237	r-So.	Boca Raton, Fla.	Pine Crest
79	Tyrell Smith	OL	89	Laird Gardner	-	DE	6'1"	215	Sr.	Monroe Township, N.J.	Monroe Township
91	Steve Sobczak	DT	89	Dalton Roe	-	DT	6'1"	235	r-So.	Williamsburg, Va.	Jamestown
3	Greg Stroman	WR	90	Dadi Lhomme Nicolas	3	DE	6'3"	223	r-Sr.	Delray Beach, Fla.	Atlantic
87	Colton Taylor	LS	91	Steve Sobczak	-	DT	6'1"	309	r-Fr.	Milford, Va.	Massaponax
33	Quinton Taylor	OLB	92	Luther Maddy	3	DT	6'2"	283	r-Sr.	Delray Beach, Fla.	Atlantic
57	Wyatt Teller	OL	93	Jeremy Haynes	-	DE	6'3"	225	r-Jr.	Lorton, Va.	South County
18	Tyrone Thornton	DB	94	Trevon Hill	-	DE	6'5"	228	Fr.	Virginia Beach, Va.	Salem
8	Zack Treser	LB	95	Nigel Williams	2	DT	6'4"	299	r-Jr.	Richmond, Va.	Benedictine
37	Ronny Vandyke	OLB	96	Corey Marshall	3	DT	6'2"	266	r-Sr.	North Dinwiddie, Va.	Dinwiddie
99	Jackson VanSickle	PK	97	Tim Settle	-	DT	6'3"	359	Fr.	Manassas, Va.	Stonewall Jackson
98	Ricky Walker	DT	98	Ricky Walker	1	DT	6'2"	284	So.	Hampton, Va.	Bethel
41	Jack Willenbrock	OL	99	Vinny Mihota	-	DT	6'5"	270	r-Fr.	Fredericksburg, Va.	Massaponax
27	Curtis Williams	CB	99	Jackson VanSickle	-	PK	6'1"	200	Fr.	Charlotte, N.C.	Charlotte Christian
42	Marshawn Williams	TB		Tyler Fitzgerald	-	WR	5'9"	175	r-Fr.	Midlothian, Va.	Cosby
95	Nigel Williams	DT		Connor Kish	-	OL	6'2"	285	Fr.	Oceanside, Calif.	El Camino
25	Jerome Wright	FB		Kevin Kish	-	OL	6'2"	285	Fr.	Oceanside, Calif.	El Camino
53	Trent Young	LB		Ryan Palmer	-	WR	6'2"	180	Fr.	Winston-Salem, N.C.	Winston-Salem Prep

PRONUNCIATION GUIDE

JAHQUE ALLEYNEjah-KAY ALLEN
 Kevin ASANTEuh-SAHN-tay
 MICHAEL BRAINARDBRAY-nerd
 ZOHN Burden (coach)ZONN
 Augie CONTECON-tee
 Eddie D'ANTUONOdan-TWAHN-oh
 Ken EKANEMee-CAN-um
 Brandon FACYSOFAY-sun (rhymes with Jason)
 HOUSHUN GainesHOW-shun

Johnathan GALANTEguh-LAHN-tay
 DER'WOUN GreeneDARE-ee-on
 Sean HUELSKAMPHULES-camp
 DuWAYNE JohnsonDwayne
 Scot LOEFFLER (coach)LEFF-ler
 Carson LYDONLY-dun
 SHAI McKenzieSHY
 RAYMON MinorRAY-mahn
 JAMIEON MossJAY-mee-on

Andrew MOTUAPUAKAmo-TOO-uh-poo-WAH-kuh
 DADI Nicolaslike Daddy
 YOSUAH NIJMANYOSH-u-ah NYJ-man
 Parker OSTERLOHOH-ster-low
 Colt PETTITPEH-tit
 Braxton PFAFFFAFF
 Anthony SHEGOGshih-GOG
 Steve SOBCZAKSOB-check



QUARTERBACKS

#12 MICHAEL BREWER R-SR

- Broke collarbone in third quarter vs. Ohio State (9/7) and missed five games.
- In first game back from injury, went 3-for-4 for 65 yards and a 33-yard TD to Isaiah Ford at Miami (10/17).
- Went 11-for-16 for 156 yards and two TDs before breaking left clavicle in third quarter vs. Ohio State (9/7).
- Started all 13 games in 2014. Was 262-for-441 on the season for 2,692 yards and 18 TDs, setting school records for completions and attempt while adding two rushing TDs.
- Set a school record with 56 pass attempts vs. East Carolina (9/13/14).
- Threw for a career-high of 345 yards vs. Boston College (11/1/14).
- Enrolled at Virginia Tech in May of 2014 after graduating from Texas Tech. Went 41-58 for 440 yards and five TDs at Texas Tech.

#9 BRENDEN MOTLEY R-JR

- Moved into starting role after Michael Brewer's injury vs. Ohio State (9/7) and started the next six games, going 3-3.
- Tied for second in the ACC in passing TDs (11).
- Went 14-for-23 for 136 yards and a touchdown and ran 11 times for 26 yards at Miami (10/17).
- Went 14-for-28 for 158 yards with a career-high three TD passes and ran nine times for 44 yards vs. NC State (10/9).
- Went 9-for-20 for 91 yards and an 11-yard TD pass to Cam Phillips vs. Pittsburgh (10/3).
- Went 16-for-24 with 233 yards and two TDs vs. Furman (9/12) and ran 4 times for 38 yards with a five-yard TD.
- Went 15-for-23 for 230 yards and two TDs at Purdue (9/19). Ran 15 times for 24 yards and a TD.
- Had career-highs in attempts (35), completions (20), yards (281), rush attempts (19), rush yards (85) at ECU (9/26). Also Threw a 7-yard TD pass to Ryan Malleck and ran for a 5-yard TD.
- Rushed 11 times for 73 yards and had one completion for 17 yards in 2014.
- Made collegiate debut at Duke (11/15/14).

#2 DWAYNE LAWSON FR

- Played one snap vs. NC State (10/9).
- Ran once for four yards at ECU (9/26).
- Ran four times for five yards at Purdue (9/19).
- Completed three passes for 51 yards and rushing nine times for 51 yards and a TD in debut vs. Furman (9/12).
- A four-star recruit by ESPN.com, Rivals.com
- Threw for 2,444 yards and 21 TDs. Ran for 867 yards and 17 TDs his senior year of high school.

#13 CHRIS DURKIN R-FR

- Made collegiate debut vs. Furman (9/12).
- Rushed four times for 25 yards.
- 3-star recruit by ESPN.com, 247Sports.com and Rivals.com.



RUNNING BACKS

#34 TRAVON MCMILLIAN R-FR

- His 7.1 ypc ranks third in the ACC (min. 50 carries) and would be the top season mark for the Hokies dating back to 1996.
- Ran 16 times for a career-high 99 yards and caught three passes for 16 yards and a nine-yard TD from Motley at Miami (10/17).
- Ran 11 times for a team-high 97 yards including a 59-yard TD run, his first career TD, vs. NC State (10/9).
- Ran six times for a team-high 14 yards vs. Pittsburgh (10/3).
- Ran for career-high 98 yards vs. Furman (9/12) and had a career-long run of 68 yards.
- Had nine rushes for 59 yards at Purdue (9/19).
- Had five rushes for 30 yards and one catch for eight yards at ECU (9/26).
- Rushed 6 times for 27 yards, caught two passes for five yards in collegiate debut vs. Ohio State (9/7).
- A four-star recruit by 247Sports.com/ESPN.com.
- Totaled 3,009 yards and 37 TDs his senior year of high school.

#4 J.C. COLEMAN SR

- Has rushed 32 times for 117 yards in 2015, averaging 3.2 ypc.
- Caught one pass for 10 yards vs. NC State (10/9).
- Ran five times for three yards vs. Pittsburgh (10/3).
- Ran 10 times for 46 yards and a one-yard TD at Purdue (9/19).
- Ran seven times for 13 yards at ECU (9/26).
- Has played in 40 games (12 starts) and rushed for 1,426 yards and seven TDs. Caught 36 passes for 210 yards and a TD in his career.
- Played in all 13 games in 2014, making two starts. Carried the ball 107 times for 533 yards and three TDs.
- MVP of the Military Bowl, ran for Tech bowl record 157 yards and a TD against Cincinnati (12/27/14).
- Member of the Virginia Tech track team. Named All-ACC in the 60m at the ACC Championships.
- Given Exaclibur Award for work in weight room.

#14 TREY EDMUNDS R-JR

- In 2015, 39 rushes for 162 yards 2 TDs (4.2 ypc).
- Ran three times for 13 yards at Miami (10/17).
- Ran twice for five yards vs. Pittsburgh (10/3).
- Ran nine times for 41 yards and his first TD since 2013 on a one yard run vs. Furman (9/12).
- Had nine rushes for 73 yards at Purdue (9/19).

- Ran five times for nine yards and a 1-yard TD at ECU (9/26).
- Has played in 26 games (10 starts) with 226 rushes for 934 yards and 12 TDs. Also caught 20 passes for 158 yards and two TDs in career.
- Played in seven games in 2014. Ran 21 times for 97 yards on the season. Broke clavicle midseason and missed six games.



FULLBACKS

#45 SAM ROGERS JR

- Ran five times for 22 yards at Miami (10/17).
- Had a career-high 57 yards rushing on eight carries vs. NC State (10/9).
- Ran twice for two yards. Made one catch for two yards vs. Pittsburgh (10/3).
- Ran four times for eight yards with a one-yard TD, had one catch for six yards at ECU (9/26).
- Completed a 13-yard pass to QB Brenden Motley. Also had two catches for 15 yards and one rush for 15 yards at Purdue (9/19).
- Had career-long 51-yard TD catch vs. Ohio State (9/7).
- Has played in 30 games making nine starts, catching 38 passes for 395 yards and two TDs. Rushed 45 times for 195 yards and a TD in his career.
- Played in all 13 games in 2014.
- Caught four passes for career-best 70 yards vs. Boston College (11/1/14).

#32 STEVEN PEOPLES FR

- Played in every game in 2015.
- Made collegiate debut vs. Ohio State (9/7)
- Walk-on who joined the program in January



WIDE RECEIVERS

#1 ISAIAH FORD SO

- Has 32 catches for 497 yards and 7 TDs in 2015.
- Leads the ACC in TD receptions (7) and receiving yards (497).
- Ranks fourth in the ACC with 71.0 receiving ypg.
- Fastest receiver to 1,000 career yards under Frank Beamer (17 games, previous Andre Davis).
- Fastest receiver to 10 TD catches (19 games) under Frank Beamer (prev. Ernest Wilford).
- Had four catches for 76 yards and one TD at Miami (10/17).
- Set a Tech record for three TD catches in one quarter vs. NC State (10/9)
- Had four catches for 39 yards and three TDs vs. NC State (10/9).
- Ranks third in the ACC in receiving ypg (70.2).
- Had two catches for 21 yards vs. Pittsburgh (10/3).
- Tied a career-high with eight catches for 95 yards at ECU (9/26).
- Had a team-high six catches for 128 yards at Purdue (9/19).

- Caught five passes for 77 yards and tied a career-high with two TDs vs. Furman (9/12).
- Has 80 receptions for 1,091 yards and nine TDs in career.
- Caught a team-leading 56 receptions for 709 yards and six TDs, all in 2014 as a true freshman.
- Had career-high 114 yards on eight catches vs. Georgia Tech (9/20/14).
- Posted Career-best two TDs vs. East Carolina (9/13/14) and vs. Furman (9/12/15).
- Set a record for catches as a true freshman at Tech with 56 (prev 30).
- Named to the 2014 All-ACC Second Team.

#5 CAM PHILLIPS **SO**

- Had four catches for 26 yards at Miami (10/17).
- Had five catches for 60 yards vs. NC State (10/9).
- Had three catches for 20 yards including an 11-yard TD catch vs. Pittsburgh (10/3). It was his first TD catch of the season.
- Had three catches for 78 yards with a career-long catch of 60 yards at ECU (9/26).
- Had three catches for 26 yards at Purdue (9/19).
- Caught five passes for 86 yards vs. Furman (9/12).
- Has played in 16 games (11 starts) with 53 receptions for 692 yards and three TDs, also has five runs for 65 yards.
- Had career-high 89 yards on seven catches and scored his first TD vs. East Carolina (9/13/14).

#3 GREG STROMAN **SO**

- Returned two punts at Miami (10/17).
- Switched full-time to WR after game vs. Pittsburgh (10/3).
- Ran four times for nine yards vs. NC State (10/9).
- Started three games at CB with 12 tackles and 0.5 TFL and an INT.
- Had career-high five tackles and first career INT at ECU (9/26).
- Had four tackles at Purdue (9/19).
- Had two tackles, 0.5 TFL vs. Ohio State (9/7).
- Played 18 games (4 starts) in career making 15 tackles, 0.5 TFL and an interception.
- Played snaps offense, defense and special teams
- Played in 13 games making one start in 2014.
- Saw most action as return specialist, only made three tackles on defense. Also had two catches and one rushing attempt.

#80 DEMITRI KNOWLES **R-SR**

- Has played in 40 career games (nine starts), catching 69 passes for 950 yards and four TDs in his career.
- Played two games in 2015.
- Had one catch for seven yards vs. Furman (9/12).
- Played in 11 games in 2014 with three catches for 55 yards.
- Caught four passes for a career-high 101 yards vs. Virginia (11/30/13).
- Born in the Bahamas.

#81 KEVIN ASANTE **R-SR**

- Has played in 22 games with one start in his career with three catches for 31 yards.
- Has four kickoff returns for 61 yards in 2015.
- Played seven games in 2014 with no receptions.

#15 JOEL CALEB **R-JR**

- Has played in 29 games (one start).
- Has one special teams tackle in 2015.
- Switched from running back to wide receiver.
- Has 30 rushes for 137 yards and a TD and eight catches for 62 yards in his career.
- Career-best 45 yards on four carries vs. Georgia Tech (9/20/14).

VT TIGHT ENDS**#88 RYAN MALLECK** **R-SR**

- Has played in all 46 career games (26 starts). 50 catches for 489 yards and four TDs.
- Had two catches for 35 yards at Miami (10/17).
- Started vs. NC State (10/9).
- Started vs. Pittsburgh (10/3).
- Had two catches for 21 yards and a 7-yard TD catch at ECU (9/26).
- Had one catch for 40 yards at Purdue (9/19).
- Posted career-high 64 yards on six catches at Ohio State (9/6/14).
- On Mackey Award Watch List.

#7 BUCKY HODGES **R-SO**

- Has 16 catches for 248 yards and two TDs in 2015.
- Had two catches for 41 yards at Miami (10/17).
- Had two catches for 33 yards vs. NC State (10/9).
- Had two catches for 42 yards vs. Pittsburgh (10/3).
- Made five receptions for 73 yards at ECU (9/26)
- Had three catches for 11 yards and two TDs at Purdue (9/19). His first multi-TD game.
- Has played in 18 games with 15 starts. Has 57 catches for 700 yards and nine TDs in his career.
- On the Mackey Award Watch List.
- Set Tech single-season record for catches by a TE with 45 catches in 2014.
- Preseason Third-Team All-American.
- Named *USA Today* Freshman All-American in 2014.

#89 KALVIN CLINE **R-SO**

- Played in every game in 2015.
- Had two catches for seven yards at Miami (10/17).
- Had one catch for 31 yards vs. Furman (9/12).
- Has played in 15 games (seven starts) with 27 catches for 324 yards and two TDs in his career.
- In 2014 had one catch for two yards (two games).

VT OFFENSIVE LINE**#77 WADE HANSEN** **R-SR**

- Started every game for Tech in 2015 at RT.
- Played in 13 games (three starts) in 2014.
- Sat out in 2013 after transferring from Division III

school Rensselaer Polytechnic Institute.

#71 JONATHAN MCLAUGHLIN **JR**

- Started every game of 2015 at LT.
- Has played and started in 29 career games.
- Started the first nine games at of 2014 right tackle before suffering a leg injury.

#57 WYATT TELLER **R-SO**

- Played in every game at LG for Tech this season with six starts.
- Had 19 knockdowns and seven pins vs. Furman (9/12).
- Had four knockdowns and four pins at Purdue (9/19).
- Has played in 13 games in 2014, starting the last six at left guard.

#64 ERIC GALLO **SO**

- Has started every game in 2015 at center.
- Had nine knockdowns at Purdue (9/19).
- Made first career start vs. Ohio State (9/7).
- Played in three games in 2014.
- Collegiate debut vs. William & Mary (8/30/14).

#72 AUGIE CONTE **R-JR**

- Started at right guard in every game in 2015.
- Had eight knockdowns at Purdue (9/19).
- Has played in 22 career games with 14 starts.
- Played in all 13 games (10 starts) in 2014.
- Started nine games at right guard and one at right tackle.

#61 KYLE CHUNG **R-SO**

- Made first career start vs. NC State (10/9).
- Played in five career games.

#67 PARKER OSTERLOH **R-SO**

- Played in every game in 2015.
- Played in six games in 2014.
- Made collegiate debut vs. William & Mary (8/30/14).

#69 YOSUAH NIJMAN **FR**

- Played every game for Tech in 2015.
- Made collegiate debut vs. Ohio State (9/7).
- Four-star recruit by Rivals.com and 247Sports.com. Went to Fork Union Military Academy.

#52 DARIUS REDMAN **R-SR**

- Has played in 31 career games making one start.
- Played in nine games in 2014 all at tight end.
- Made the switch to offensive line in the spring.

VT DEFENSIVE LINE**#90 DADI NICOLAS** **R-SR**

- Started every game at left DE in 2015 and has 22 tackles and 1.0 TFL.
- Had four tackles and 1.0 TFL at Miami (10/17).

- Tied a season-high with four tackles vs. NC State (10/9).
- Had a season-high four tackles vs. Pittsburgh (10/3).
- Has played in 43 games (21 starts) in his career totaling 141 tackles, 30.0 TFL and 15.0 sacks.
- Second Team All-ACC in 2014.
- Played and started all 13 games in 2014 and had a team-high 18.5 TFLs and nine sacks.
- On the Lombardi Award and Bednarik Award Watch List.
- Fourth-Team Preseason All-American by Athlon Sports and Phil Steele.
- All-ACC Preseason Team by Media, Athlon Sports and Phil Steele.

#92 LUTHER MADDY R-SR

- Started every game in 2015 at DT with 34 tackles, 6.5 TFLs and 2.0 sacks.
- Had seven tackles, 2.0 TFLs and a sack at Miami (10/17).
- Had five tackles, 1.0 TFL and 1.0 sacks vs. Pittsburgh (10/3).
- Had career-high 10 tackles at ECU (9/26) with 1.5 TFL.
- Has played in 48 games (38 starts) with 141 tackles, 26.5 TFLs and 12.5 sacks.
- Started the first four games of 2014, but missed the remainder of the year due to injury.
- Granted medical hardship waiver for 2014.
- Nominated for the Danny Wuerffel Award.
- All-ACC Preseason Team by media and Athlon Sports.

#96 COREY MARSHALL R-SR

- Missed last two games with hamstring injury
- Played in five games with three starts in 2015 at DT with six tackles, 1.0 sacks and is tied for fourth on the team with 4.0 TFL.
- Has played in 44 games (17 starts) totaling 86 tackles, 19.5 TFL and 8.0 sacks.
- Started against Pittsburgh (10/3) but left game in first quarter due to hamstring injury and missed games vs. NC State (10/9) and at Miami (10/17).
- All-ACC Second Team by Athlon Sports and Phil Steele.
- Played in 12 games in 2014 with nine starts. Recorded 41 tackles, 9.5 TFLs and 2.5 sacks as well as an interception.

#4 KEN EKANEM R-JR

- Has started every game at DE in 2015 with 18 tackles, 4.0 TFLs, a forced fumble.
- Had 9 tackles, 2.5 TFLs and 1.5 sacks vs. NC State (10/9).
- Has played in 31 career games (20 starts) with 77 total tackles, 18.5 TFLs and 11.0 sacks.
- Started and played all 13 games in 2014.
- Finished 2014 with 53 tackles, including 14.5 for loss and a team-high 9.5 sacks.
- 2014 Third Team All-ACC by ACSMA.

hokiesports.com

- Named the ACC Defensive Lineman of the Week after his game at North Carolina (10/4/14).

#60 WOODY BARON JR

- Played in every game in 2015 with 18 tackles and is third on the team with 6.0 TFLs and 2.0 sacks.
- Has started two games in place of the injured Corey Marshall.
- Has played in 32 games making five starts and totaling 29 tackles, 7.0 TFL and 3.5 sacks.
- Had career-high 2.5 TFLs vs. Furman (9/12/15)
- Played 12 games in 2014 with two starts totaling seven tackles, 1.0 TFL and 0.5 sacks.

#43 SETH DOOLEY R-SO

- Played every game in 2015 making three tackles.
- Played in 13 games in 2014 totaling five tackles.

#99 VINNY MIHOTA R-FR

- Made collegiate debut vs. Ohio State (9/7).
- Played in every game with six tackles and 0.5 TFL in 2015.
- Blocked a field goal vs. Pittsburgh (10/3).

#95 NIGEL WILLIAMS R-JR

- Played in every game in 2015 with three tackles and a 0.5 TFL.
- Played in 33 games (10 starts) totaling 49 tackles, 16.5 TFL and 6.5 sacks.
- 2014 Honorable Mention All-ACC (ACSMA).
- Played in 13 games in 2014 with 10 starts. Recorded 34 tackles, 9.5 TFLs and 4.5 sacks as well as an in in 2014.

#91 STEVE SOBCZAK R-FR

- Has two tackles in five games.
- Made collegiate debut vs. Ohio State (9/7/15).

**LINEBACKERS****#40 DEON CLARKE SR**

- Started every game and ranks second on the team with 41 tackles.
- Leads all ACC LBs in TFLs with 7.0.
- Had seven tackles, 2.0 TFLs and 1.0 sacks vs. NC State (10/9).
- Had six tackles at Miami (10/17).
- Had nine tackles, tied a career-high with 2.5 TFLs and 1.0 sacks vs. Pittsburgh (10/3).
- Had five tackles at Purdue (9/19).
- Had five tackles at ECU (9/26).
- Has played in 31 games (19 starts) collecting 114 tackles, 17.0 TFL and 7.0 sacks.
- Started all 13 games in 2014 making 74 tackles and 11.0 TFL and 5.0 sacks.
- Preseason All-ACC Second Team by Athlon Sports and All-ACC Third Team by Phil Steele.

#54 ANDREW MOTUAPUAKA R-SO

- Had a team-high 10 tackles and 1.0 TFL at Miami (10/17).

- Had two tackles with 0.5 TFL and 0.5 sack vs. NC State (10/9).
- Had seven tackles with 1.0 TFLs and 1.0 sacks as well as a career-high two forced fumbles vs. Pittsburgh (10/3).
- Injured his knee vs. Furman (9/12) and missed the games at Purdue (9/19) and ECU (9/26).
- Returned his first interception for a n 18-yard TD against Furman (9/12).
- Started two games in 2015 with eight tackles.
- Played in 12 games making three starts in 2014.
- Has made 58 tackles, 4.0 TFL and 2.0 sacks.
- Also recovered a fumble and returned it for a TD.

#37 RONNY VANDYKE R-SR

- Played every game in 2015 (five starts) with 22 tackles with 2.0 TFLs and one fumble recovery.
- Has played in 32 career games with six starts.
- Played in 13 games in 2014 with eight tackles.

#24 ANTHONY SHEGOG R-SO

- Played in every game in 2015 with three tackles.
- Played in 12 games making two starts in his career and recorded four tackles.
- Returned a block punt for a 15-yard TD at Purdue (9/19).
- Played in every game in 2015 with one tackle.

#56 SEAN HUELSKAMP R-SO

- Started first career game at Purdue (9/19) and had a tackle and an interception.
- Had career-highs with 10 tackles, 3.5 TFL and 1.0 sacks at ECU (9/26)

**CORNERBACKS/SAFETIES****#31 BRANDON FACYSON R-SO**

- Has started every game in 2015 at left CB making 13 tackles.
- Sixth in the ACC in passes defended with eight.
- Has played in 22 career games (19 starts) with 46 tackles, 2.0 TFLs and five INTs as well as 21 pass breakups and 26 passes defended.
- Started first three games in 2014 before suffering a shin injury, then a broken leg.
- Granted a medical hardship waiver.
- Preseason All-ACC Second Team by Athlon Sports and Phil Steele.

#19 CHUCK CLARK JR

- Has started every game in 2015 at FS and leads team with 60 tackles.
- Currently tied for second in the ACC in total tackles (60).
- Had nine tackles at Miami (10/17).
- Had 10 tackles vs. NC State (10/9).
- Had nine tackles, 1.5 TFLs and 1.0 sacks vs. Pittsburgh (10/3).
- Had five tackles at ECU (9/26).
- Had five tackles and a fumble recovery and return for a 20-yard TD at Purdue (9/19).



@VT_Football



VTHokieFootball



vtfootball

- Is currently fifth in the ACC in tackles with 27.
- Had career-high 13 tackles vs. Furman (9/12).
- Has played 31 career games (19 starts) making 146 tackles, 10.5 TFL, 2.5 sacks, a fumble recovery and an interception.
- Played in all 13 games with 11 starts in 2014 finishing third on the team with 73 tackles, including 8.5 TFL and 1.5 sacks. Had an INT, 11 pass breakups and six QB hurries.

#6 MOOK REYNOLDS FR

- Made two tackles at Miami (10/17).
- Made 2.0 TFLs vs. NC State (10/9).
- Had one tackle vs. Pittsburgh (10/3).
- Had one tackle at Purdue (9/19).
- Made first career start and recorded four tackles, 1.0 TFL and a fumble recovery at ECU (9/26).
- Made collegiate debut vs. Ohio State (9/7) with two tackles.
- Four-star recruit by ESPN.com

#36 ADONIS ALEXANDER FR

- Tied for fourth in the ACC with three interceptions.
- Had six tackles at Miami (10/17).
- Had seven tackles and an INT vs. NC State (10/9).
- Had eight tackles vs. Pittsburgh (10/3).
- Had career-high nine tackles at ECU (9/26).
- Had a career-high seven tackles and an INT at Purdue (9/19).
- Made collegiate debut vs. Ohio State (9/7) and made three tackles.
- T-9th in the ACC in passes defended with five.
- Recorded first career interception vs. Furman (9/12/15).
- Three-star recruit by 247Sports.com, Rivals.com and ESPN.com.
- Enrolled in January 2014.

#26 DESMOND FRYE R-SR

- Played in five games with two starts 2015 and has 16 tackles.
- Had three tackles and a forced fumble at ECU (9/26).
- Has played in 33 career games (two starts) with 28 tackles and one interception.
- Had career-high nine tackles vs. Ohio State (9/7) and an interception.
- Played in two games in 2014 before suffering shoulder injury. Granted medical hardship waiver.

#2 DONOVAN RILEY SR

- Has played in 45 games (seven starts) making 68 tackles, three INTs, 1.0 TFL and 1.0 sacks.
- Played in all 13 games in 2014 with seven starts.
- Had 53 tackles on the season, including a sack and also had two INTs, two pass breakups, a forced fumble and a fumble recovery.

#23 DER'WOUN GREENE R-JR

- Has played in 27 career games (one start) with 19 tackles and a forced fumble.
- Played nine games with one start in 2014, making four tackles.

**#46 JOEY SLYE SO**

- Handles kickoff duties and has 25 touchbacks on 38 kickoffs in 2015.
- Is 8-of-12 on field goals (66.7%) in 2015 with a long of 48 yards.
- Hit 28-of-40 on field goals (70.0%) with a long of 49 yards and went 56-for-57 on PATs for 140 total points.
- Played in 13 games in 2014.

#35 MICHAEL SANTAMARIA R-FR

- Made collegiate debut vs. Furman (9/12) and hit 3-of-3 extra points for three total points.

#27 A.J. HUGHES SR

- Has 34 punts for a 43.1 avg. this season and is ranked sixth in the ACC in yards per punt.
- Has played in 46 career games with a gross average of 41.7 yards per kick.
- Has 11 punts downed inside the 20 yard line and eight punts of more than 50 yards in 2015.
- Played all 13 games of 2014 and kicked 83 times for an average of 39.9 yards per punt.
- Had 22 kicks downed inside the 20-yard line and 20 punts fair caught and had 13 punts of 50 yards or longer in 2014.

#81 KEVIN ASANTE R-SR

- Returned four kickoffs for 61 yards in 2015
- Has five returns for 78 yards (15.6 avg) in his career

#59 EDDIE D'ANTUONO R-JR

- Played in 32 career games handling the long snapping duties for punts, field goals and extra points.

#3 GREG STROMAN SO

- Has 14 returns for 35 yards in 2015.
- Had five returns for 36 yards vs. Purdue (9/19) with a long of 29 yards.
- Played in 13 games making one start in 2014.
- Saw most of the action in 2014 as a punt returner.
- Had 36 returns for 249 yards (6.9 average).
- Had a long return of 38 yards at Pittsburgh (10/16/2014).

#23 DER'WOUN GREENE R-JR

- Had three kickoff returns for 58 yards with a long of 24 at Miami (10/17).
- Had one kickoff return for 25 yards vs. NC State (10/9).

INDIVIDUAL CAREER GAME HIGHS

THROWING

Michael Brewer (QB)

Att.	56 (<i>SR</i>)	ECU, 2014
Comp.	31	BC, 2014
Yds.	345	BC, 2014
TDs	3	ECU, 2014
INTs	3	GT, 2014
Long	51	Ohio State, 2015

RUSHING

Att.	10	Ohio State, 2014
Yds.	29	GT, 2014
TDs	1	twice
Long	31	Cincy, 2014

Brenden Motley (QB)

Att.	35	ECU, 2015
Comp.	20	ECU, 2015
Yds.	281	ECU, 2015
TDs	3	NC State, 2015
INTs	3	Pitt, 2015
Long	61	Purdue, 2015

RUSHING

Att.	19	ECU, 2015
Yds.	85	ECU, 2015
TDs	1	Three Times
Long	24	Duke, 2014

Dwayne Lawson (QB)

Att.	3	Furman, 2015
Comp.	7	Furman, 2015
Yds.	51	Furman, 2015
TDs	-	
INTs	-	
Long	31	Furman, 2015

RUSHING

Att.	9	Furman, 2015
Yds.	51	Furman, 2015
TDs	1	Furman, 2015
Long	10	Furman, 2015

Chris Durkin (QB)

Att.	-	-
Comp.	-	-
Yds.	-	-
TDs	-	-
INTs	-	-
Long	-	-

RUSHING

Att.	4	Furman, 2015
Yds.	25	Furman, 2015
TDs	-	-
Long	9	-

RUNNERS

Joel Caleb (TB)

Att.	7	Pitt, 2014
Yds.	45	WMU, 2014
TDs	1	WCU, 2013
Long	33	WMU, 2013

J.C. Coleman (TB)

Att.	25	Cincy, 2014
Yds.	183	Duke, 2012
TDs	2	Duke, 2012
Long	86	Duke, 2012

Trey Edmunds (TB)

Att.	22	Marshall, 2013
Yds.	132	Alabama, 2013
TDs	4	Miami, 2013
Long	77	Alabama, 2013

Shai McKenzie (TB)

Att.	18	WMU, 2014
Yds.	106	W&M, 2014
TDs	1	Three Times
Long	39	W&M, 2014

Travon McMillian

Att.	16	Miami, 2015
Yds.	99	Miami, 2015
TDs	1	NC State, 2015
Long	63	Furman, 2015

Sam Rogers (FB)

Att.	8	Twice
Yds.	57	NC State, 2015
TDs	1	ECU, 2015
Long	29	NC State, 2015

Marshawn Williams (TB)

Att.	21	Miami, 2014
Yds.	119	WMU, 2014
TDs	1	four times
Long	42	WMU, 2014

CATCHERS

Kalvin Asante (WR)

Rec.	1	Three Times
Yds.	17	BC, 2012
TDs	0	-
Long	17	BC, 2012

Joel Caleb (TB)

Rec.	1	five times
Yds.	14	WMU, 2014
TDs	0	-
Long	14	WMU, 2014

J.C. Coleman (TB)

Rec.	6	UNC, 2012
Yds.	39	RU, 2012
TDs	1	BG, 2012
Long	24	Cincy, 2012

Trey Edmunds (TB)

Rec.	4	BC, 2013
Yds.	42	BC, 2013
TDs	1	twice
Long	26	VA, 2103

Isaiah Ford (WR)

Rec.	8	Twice
Yds.	114	GT, 2014
TDs	3	NC State, 2015
Long	61	Purdue, 2015

Demitri Knowles (WR)

Rec.	8	ECU, 2013
Yds.	101	VA, 2103
TDs	1	Four Times
Long	56	Duke, 2013

Bucky Hodges (TE)

Rec.	6	Twice
Yds.	88	WMU, 2014
TDs	2	Purdue, 2015
Long	50	UVA, 2014

Kalvin Cline (TE)

Rec.	4	Twice
Yds.	65	Pitt, 2013
TDs	1	Twice
Long	31	Twice

Ryan Malleck (TE)

Rec.	6	Ohio State, 2014
Yds.	64	Ohio State, 2014
TDs	1	Four Times
Long	40	Purdue, 2015

Travon McMillian (TB)

Rec.	3	Miami, 2015
Yds.	16	NC State, 2015
TDs	1	Miami, 2015
Long	19	NC State, 2015

Charley Meyer (WR)

Rec.	1	GT, 2013
Yds.	5	GT, 2013
TDs	0	-
Long	5	GT, 2013

Deon Newsome (WR)

Rec.	3	ECU, 2014
Yds.	13	ECU, 2014
TDs	0	-
Long	8	ECU, 2014

Cam Phillips (WR)

Rec.	7	Twice
Yds.	89	ECU, 2014
TDs	1	Three Times
Long	60	ECU, 2015

Sam Rogers (FB)

Rec.	5	Ohio State, 2014
Yds.	70	BC, 2014
TDs	1	Twice
Long	26	BC, 2014

Marshawn Williams (TB)

Rec.	2	WMU, 2014
Yds.	19	WMU, 2014
TDs	0	-
Long	14	WMU, 2014

KICKERS

A.J. Hughes (P)

Punts	13	Alabama, 2013
Long	64	MD, 2013
I20	5	UCLA, 2013
Avg.	52.8	Pitt, 2013

Joey Slye (PK)

FG Made	4	Cincy, 2014
FG Att.	4	twice
Long	49	Cincy, 2014
PAT Made	6	Purdue, 2015
PAT Att.	6	Purdue, 2015

TACKLERS

Adonis Alexander (CB)

Tackles	9	ECU, 2015
TFL	0	
Sacks	0	
INT	1	Three Times, 2015

Woody Baron (DT)

Tackles	4	Four Times
TFL	2.5	Furman, 2015
Sacks	1.0	Three Times

Chuck Clark (DB)

Tackles	13	Furman, 2015
INT	0	
TFL	1.5	Pitt, 2015
Sacks	1.0	Twice

Deon Clarke (LB)

Tackles	11	Cincy, 2014
TFL	2.5	Three Times
Sacks	2.0	ECU, 2014

Desmond Frye (CB)

Tackles	9	Ohio State, 2015
TFL	0	-
Sacks	0	
FF	1	ECU, 2015

Der'Woun Greene (CB)

Tackles	5	Furman, 2015
TFL	0	-
Sacks	0	

Seth Dooley (DE)

Tackles	2	Three Times
TFL	0	
Sacks	0	

Ken Ekanem (DE)

Tackles	7	twice
TFL	4.0	UNC, 2014
Sacks	3.0	UNC, 2014

Terrell Edmunds (CB)

Tackles	7	NC State, 2015
TFL	1.0	NC State, 2015
FR	1	Pitt, 2015

Brandon Facyson (CB)

Tackles	4	Twice
INT	2	ECU, 2013
TFL	1.0	MD, 2013
Sacks	0	

Kendall Fuller (CB)

Tackles	8	Twice
INT	3	Duke, 2013
TFL	2.0	Pitt, 2014
Sacks	1.0	Twice

Luther Maddy (DT)

Tackles	10	ECU, 2015
TFL	3.0	Miami, 2013
Sacks	2.5	Marshall, 2013

Corey Marshall (DT)

Tackles	7	GT, 2012
INT	1	Pitt, 2014
TFL	3.0	Pitt, 2014
Sacks	1.0	Seven times

Sean Huelskamp (LB)

Tackles	10	ECU, 2015
INT	1	Purdue, 2015
TFL	3.5	ECU, 2015
Sacks	1.0	ECU, 2015

Andrew Motuapuaka (LB)

Tackles	14	BC, 2014
TFL	2.5	WF, 2014
Sacks	2.0	WF, 2014
INT	1	Furman, 2015

Dadi Nicolas (DE)

Tackles	9	twice
INT	1	Duke, 2013
TFL	3.0	three times
Sacks	3.0	Pitt, 2013

Mook Reynolds (CB)

Tackles	4	ECU, 2015
INT	-	-
TFL	2.0	NC State, 2015
FF	2	Pitt, 2015
FR	1	ECU, 2015

Donovan Riley (CB)

Tackles	9	Georgia Tech, 2014
INT	1	twice
TFL	1.0	UNC, 2014
Sacks	1.0	UNC, 2014

Anthony Shegog (LB)

Tackles	1	Three Times
TFL	0	-
Sacks	0	-

Steve Sobczak (DE)

Tackles	1	Twice
TFL	0	-
Sacks	0	

Greg Stroman (CB)

Tackles	5	ECU, 2015
INT	1	ECU, 2015
TFL	0	-
Sacks	0	-

Ronny Vandyke (LB)

Tackles	5	Four Times
TFL	1.0	Four Times
Sacks	0	

Nigel Williams (DT)

Tackles	5	three times
TFL	2.0	twice
Sacks	2.0	WF, 2014

RETURNERS**Der'Woun Greene (KOR)**

Returns	3	Miami, 2015
Yds	116	Purdue, 2015
Avg	58.0	Purdue, 2015
Long	83	Purdue, 2015
TD	0	

Kevin Asante (KOR)

Returns	2	Furman, 2015
Yds	25	Furman, 2015
Avg	17.0	Duke, 2012
Long	17	Duke, 2012
TD	0	-

J.C. Coleman (KOR)

Returns	3	four times
Yds	69	Pitt, 2012
Avg	44.0	BC, 2014
Long	44	BC, 2014
TD	0	-

Travon McMillian (KR)

Returns	3	Ohio State, 2015
Yds	57	Ohio State, 2015
Avg	19.0	Ohio State, 2015
Long	24	Ohio State, 2015
TD	0	-

Demitri Knowles (KOR)

Returns	4	twice
Yds	141	UNC, 2012
Avg	48.0	BC, 2013
Long	93	UNC, 2012
TD	1	UNC, 2012

Deon Newsome (KOR)

Returns	2	three times
Yds	58	Miami, 2014
Avg	58.0	Miami, 2014
Long	58	Miami, 2014
TD	0	-

Greg Stroman (PR)

Returns	5	three times
Yds	58	WMU, 2014
Avg	17.5	Ohio State, 2014
Long	38	Pitt, 2014
TD	0	-

THE LAST TIME A TECH TEAM OR PLAYER ...

TEAM

Scored 90+ points.....	99, vs. Emory & Henry, 1919
Scored 80-89 points.....	86, vs. Roanoke College, 1905
Scored 70-79 points.....	77, vs. Akron, 1995
Scored 60-69 points.....	66, vs. Appalachian State, 2011
Scored 50-59 points.....	51, @ Purdue, 2015
Scored 40-49 points.....	42, @ Miami, 2013
Back-to-back 40+ games.....	vs. Furman (45), @ Purdue (51), 2015
Three straight 40+ games.....	@ NCSU (41), vs. CMU (45), vs. WF (52), 2010
Four straight 40+ games.....	NCSU (41), CMU (45), WF (52), Duke (44), 2010
Rushed for 500+ yards.....	500, @ Pittsburgh, 1993
Rushed for 400-499 yards.....	444, vs. Marshall, 2009
Rushed for 300-399 yards.....	308, vs. Western Michigan, 2014
Rushed for 200-299 yards.....	200, vs. NC State, 2015
Passed for 500+ yards.....	504, @ Syracuse, 2002
Passed for 400-499 yards.....	408, @ Wake Forest, 1972
Passed for 300-399 yards.....	345, Boston College, 2014
Passed for 200-299 yards.....	201, @ Miami, 2015
Rushed/Passed for 200+ yards.....	@ Purdue 2015 238 rush, 233 pass
Had 600+ yards in total offense.....	605, vs. Wake Forest, 2010
Had 500-599 yards in total offense.....	583, vs. Furman, 2015
Scored on first offensive play.....	vs. Appalachian State, 2011 David Wilson 20-yard run
Won on final offensive play.....	vs. Virginia, 2012 Cody Journell 29 yd FG
Lost on final offensive play.....	at Wake Forest, 2014 Mike Weaver, 39 FG (20T)
Won in overtime.....	29-21, vs. Marshall, 2013
Lost in overtime.....	3-6 (20T), at Wake Forest, 2014
Recorded a safety.....	vs. Western Michigan, 2014
Recorded two defensive TDs.....	@ Boston College, 2008
Zero punts in a game.....	vs. James Madison, 2010
Zero sacks allowed in a game.....	vs. Furman, 2015
Recorded a shutout.....	vs. Bowling Green, 2012
Held opp. to 0 yards or less rushing.....	-15, vs. Florida State, 2012
Blocked two kicks in a game.....	vs. Marshall, 2013
Scored special teams TD.....	@ Purdue, 2015
Scored defensive & special teams TD.....	@ Purdue, 2015
Played an overtime game.....	vs. Wake Forest [2 OT], 2014

INDIVIDUAL

Rushed for 200+ yards.....	253, Darren Evans, vs. Maryland, 2008
Rushed for 150-199 yards.....	157, J.C. Coleman, vs. Cincinnati, 2014
Two players rushed for 100 yards.....	NC State, 2010 (Darren Evans, 160 yds. & Tyrod Taylor, 121 yds.)
Three players rushed for 100 yards.....	@ South Carolina, 1974 Phil Rogers (120), Roscoe Coles (111) & George Heath (104)
Had 40+ carries.....	42, Cyrus Lawrence, vs. Memphis St., 1981
Had 30-39 carries.....	32, Ryan Williams, vs. NC State, 2009
Had 20-29 carries.....	25, J.C. Coleman, vs. Cincinnati, 2014
Had two players with 20+ carries.....	Logan Thomas (23) & Trey Edmunds (22) vs. Marshall, 2013
Rushed for 6 TDs.....	Tommy Francisco, vs. VMI, 1966
Rushed for 5 TDs.....	Lee Suggs, @ UCF, 2000
Rushed for 4 TDs.....	Trey Edmunds, @ Miami, 2013
Rushed for 3 TDs.....	David Wilson, vs. Appalachian State, 2011

Rushed for 2 TDs.....	Logan Thomas, vs. Marshall, 2013
Passed for 500+ yards.....	504, Bryan Randall, @ Syracuse, 2002
Passed for 300-499 yards.....	345, Michael Brewer, Boston College, 2014
Passed for 200-299 yards.....	281, Brenden Motley, @ East Carolina, 2015
Two QBs each pass for 100+ yards.....	vs. Appalachian State, 2011 (Logan Thomas, 149 yds. & Mark Leal, 113 yds.)
Passed for 5 TDs.....	Bryan Randall, @ Syracuse, 2002
Passed for 4 TDs.....	Bryan Randall, vs. Florida A&M, 2004
Passed for 3 TDs.....	Brenden Motley, vs. NC State, 2015
Passed for 2 TDs.....	Brenden Motley, @ Purdue, 2015
Two QBs with 2 TD passes apiece.....	Logan Thomas and Mark Leal vs. Appalachian State, 2011
Had 50+ pass attempts.....	56, Michael Brewer, vs. East Carolina, 2014
Had 40-49 pass attempts.....	45, Michael Brewer, @ Pittsburgh, 2014
Had 30-39 pass attempts.....	35, Brenden Motley, @ East Carolina, 2015
Had 20-29 pass attempts.....	23, Brenden Motley, @ Miami, 2015
Had 30+ pass completions.....	31, Michael Brewer, vs. Boston College, 2014
Had 20-29 pass comps.....	26, Michael Brewer, @ Pittsburgh, 2014
QB rush/pass for 100 yards.....	Logan Thomas, @ Miami, 2012 (124 rush, 199 pass)
Had 10+ receptions.....	10, Jarrett Boykin, vs. North Carolina, 2011
Had 250+ yards receiving.....	279, Ernest Wilford, @ Syracuse, 2002
Had 200-249 yards rec.....	213, Ricky Scales, @ Wake Forest, 1972
Had 100+ yards receiving.....	114, Isaiah Ford, vs. Georgia Tech, 2014
Two players with 100+ receiving.....	@ Miami, 2013 Joshua Stanford (107) & Willie Byrn (103)
Had 4 TD receptions.....	Ernest Wilford @ Syracuse, 2002
Had 3 TD receptions.....	Isaiah Ford, vs. NC State, 2015
Had 2 TD receptions.....	Bucky Hodges, @ Purdue, 2015
Intercepted 3 passes.....	Kendall Fuller, vs. Duke, 2013
Intercepted 2 passes.....	Brandon Facyson, @ East Carolina, 2013
Returned a KO for TD.....	Demitri Knowles, @ UNC, 2012
Returned punt for TD.....	Kyshoen Jarrett, @ Pittsburgh, 2012
Returned an INT for TD.....	Andrew Motuapuaka, vs. Furman, 2015
Returned a fumble for TD.....	Chuck Clark, @Purdue, 2015
Returned blocked punt for TD.....	Adonis Alexander, @ Purdue, 2015
Returned blocked FG for TD.....	D.J. Parker, vs. GT, 2005
Returned blocked PAT for 2 pts.....	Stephan Virgil, vs. ECU, 2008
Blocked an extra point.....	Dadi Nicolas, vs. Miami, 2014
Blocked a FG.....	Vinny Mihota, vs. Pittsburgh, 2015
Blocked a punt.....	Terrell Edmunds, vs. Purdue, 2015
Scored a def. and special teams TD in a game.....	DeAngelo Hall vs. Arkansas St., 2002 (49-yd. INT & 69-yd. PR)
Returned two punts for TDs.....	DeAngelo Hall vs. Syracuse, 2003 (58 & 60 yds.)
Successful 2-point conversion.....	vs. Georgia Tech, 2014 Bucky Hodges pass from Michael Brewer
Made 6 FGs.....	Mickey Thomas, vs. Vanderbilt, 1989
Made 5 FGs.....	Chris Kinzer, vs. Vanderbilt, 1986
Made 4 FGs.....	Joey Slye, vs. Cincinnati, 2014
Made 3 FGs.....	Joey Slye, @ Purdue, 2015
Kicked a 60+ FG.....	61, Wayne Latimer, vs. Florida St., 1975
Kicked a 50-59 FG.....	56, Cody Journell, @ Boston College, 2013
Kicked a 40-49 FG.....	48, Joey Slye, vs. Pittsburgh, 2015
Kicked two 40+ yards FGs in one game.....	Joey Slye, vs. Purdue, 2015
Kicked a 70+ punt.....	75, Michael Branthover, @ Duke, 2011
Kicked a 60-69 punt.....	60, A.J. Hughes, vs. Boston College, 2014

THE LAST TIME AN OPPOSING TEAM OR PLAYER ...

TEAM

Scored 70+ points.....77, Alabama 1973
 Scored 60-69 points66, Washington & Lee, 1951
 Scored 50-59 points52, California, 2003
 Scored 40-49 points42, No. 1 Ohio State, 2015

Rushed for 500+ yards.....748, Alabama, 1973
 Rushed for 400-499 yards461, Alabama, 1972
 Rushed for 300-399 yards360, No. 1 Ohio State, 2015
 Rushed for 200-299 yards258, Boston College, 2014
 Had 50-99 yards rushing74, Wake Forest, 2014
 Had FEWER than 50 yards rushing.....38, Virginia, 2014

Passed for 500+ yards..... NEVER
 Passed for 400-499 yards427, East Carolina, 2014
 Passed for 350-399 yards324, Miami, 2013
 Had 50-99 yards passing92, Miami, 2014
 Had FEWER than 50 yards passing.....20, Duke, 2008

Had 800+ yards in total offense.....833, Alabama, 1973
 Had 700-799 yards in total offense NEVER
 Had 600-699 yards in total offense604, Syracuse, 2002
 Had 500-599 yards in total offense572, No.1 Ohio State, 2015

Recorded a safety Boston College [2], 2008
 Recorded a defensive TD.....Purdue, 2015
 Shut out Tech Cincinnati, 1995
 Blocked two kicks in a gameDuke, 2006
 Scored a special teams TDAlabama, 2013
 Scored defensive & special teams TD.....Alabama, 2013

INDIVIDUAL

Rushed for 200+ yards.....249, Duke Johnson, Miami, 2014
 Rushed for 150-199 yards169, James Summers, East Carolina, 2015
 Rushed for 100-149 yards122, Qadree Ollison, Pittsburgh, 2015
 Two players rushed for 100 yardsMiami, 2014
 Duke Johnson (249) & Gus Edwards (115)

Three players rushed for 100 yards..... NEVER
 Had 40+ carries44, Paul Palmer, Temple, 1986
 Had 35-39 carries38, Derrick Knight, Boston College, 2003
 Rushed for 6 TDs.....Willis McGahee, Miami, 2002
 Rushed for 5 TDs..... NEVER
 Rushed for 4 TDs..... Chris Brantley, Rutgers, 1992
 Rushed for 3 TDs.....Tevin Washington, Georgia Tech, 2011
 Rushed for 2 TDs..... James Summers, East Carolina, 2015

Passed for 500+ yards..... NEVER
 Passed for 400-499 yards427, Shane Carden, East Carolina, 2014
 Passed for 300-399 yards324, Stephen Morris, Miami, 2013
 Passed for 5 TDs..... NEVER
 Passed for 4 TDs..... Andrew Luck, Stanford, 2011
 Passed for 3 TDs..... Shane Carden, East Carolina, 2014
 Had 50+ pass attempts.....52, Matt Ryan, Boston College, 2007
 Had 40-49 pass attempts40, Anthony Boone, Duke, 2014
 Had 30-39 pass attempts30, Brad Kaaya, Miami, 2015
 Had 30+ pass completions30, Dominique Davis, ECU, 2010
 Had 20-29 pass comps23, Shane Carden, East Carolina, 2014
 QB rush/pass for 100 yardsJames Summers, East Carolina, 2015
 110 yds passing, 169 yds rushing

Had 11+ receptions13, Andre Callender, Boston College, 2007
 Had 250+ yards receiving NEVER
 Had 200-249 yards receiving224, Cam Worthy, East Carolina, 2014
 Had 100+ yards receivingTwo players, Cincinnati, 2014
 Two players w/100+ yards receiving.....103, Chris Moore & 100, Shaq Washington, Cincinnati, 2014

Had 4 TD receptions..... Chris Brantley, Rutgers, 1992
 Had 3 TD receptions..... Coby Fleener, Stanford, 2011
 Had 2 TD receptions.....Chris Moore, Cincinnati, 2014

Intercepted 3 passes Aaron Beasley, West Virginia, 1994
 Intercepted 2 passes Arti Burns, Miami, 2015

Returned a KO for TD Christion Jones, Alabama, 2013
 Returned punt for TD William Likely, Maryland, 2013
 Returned an INT for TD David Dean, Virginia, 2014
 Returned/recovered a fumble for TD Ezechukwu, Purdue, 2015
 Returned blocked punt for TD.....T.J. Lee, East Carolina, 2008
 Returned blocked FG for TD NEVER
 Returned blocked PAT for 2 pts Nigel Bradham, FSU, 2010
 Blocked an extra point Richard Ash, Western Michigan, 2014
 Blocked a FG Connor Wujciak, Boston College, 2014
 Blocked a punt Gabriel Terry, Miami, 2012
 2-point conversion Florida State, 2012
 Nick O'Leary pass from E.J. Manuel

Made 6 FGs..... NEVER
 Made 5 FGs..... Alex Henery, Nebraska, 2009
 Made 4 FGs..... Will Snyderwine, Duke, 2009
 Made 3 FGs..... Michael Badgley, Miami, 2015
 Kicked a 60+ FG NEVER
 Kicked a 50-59 FG53, Ross Martin, Duke, 2013
 Kicked two 50+ FGs51 & 53, Ross Martin, Duke, 2013
 Kicked a 40-49 FG49, Michael Badgley, Miami, 2015

Kicked a 70+ punt76, Alex Henery, Nebraska, 2009
 Kicked a 60-69 punt60, Alexander Kinal, Wake Forest, 2014

TURNOVERS

The Last Time Tech ...

Lost two fumblesVirginia, 2014
 Lost three fumblesMiami, 2014
 Lost four fumblesMiami, 2005
 Lost five or more fumbles.....5, Kentucky, 1977

Threw three interceptions@ Miami, Brenden Motley, 2015
 Threw four interceptions vs. Duke, 2013
 Threw five interceptions..... vs. Virginia, 1994
 Threw six or more interceptions7, vs. Florida St., 1959

The Last Time an Opponent ...

Lost two fumblesOhio State, 2015
 Lost three fumblesNC State, 2009
 Lost four fumblesArkansas St., 2002
 Lost five or more fumbles.....5, Clemson, 1985

Threw three interceptionsOhio State, 2014
 Threw four interceptionsDuke, 2013
 Threw five interceptions..... Georgia Tech, 2007
 Threw six or more interceptions6, Rutgers, 1998

GAME ONE

 No. 1	OHIO STATE	42
	VIRGINIA TECH	24

Lane Stadium • Blacksburg, Va. • September 7, 2015 • Attendance: 65,632

BLACKSBURG, Va. — Ohio State quarterback Cardale Jones threw two touchdown passes and rushed for 99 yards, as the No. 1-ranked Buckeyes rallied from a small halftime deficit to defeat Virginia Tech 42-24 at Lane Stadium on Monday night.

Jones had a touchdown pass and a touchdown run in the second half, helping the Buckeyes avenge last season's 35-21 loss to the Hokies in Columbus, Ohio. Behind Jones, Ohio State amassed 572 yards of total offense.

Worse than the loss, Hokies quarterback Michael Brewer fractured his collarbone in the third quarter. He will undergo surgery on Tuesday and will miss at least 4-8 weeks.

Tech trailed 14-0, but rallied to take a 17-14 lead at halftime, scoring two second-quarter touchdowns. A 51-yard touchdown pass from Brewer to Sam Rogers got the Hokies on the board, and Tech cut the lead to 14-10 on Joey Slye's 46-yard field goal. Tech then took the lead on a 1-yard pass from Brewer to tight end Ryan Malleck with 15 seconds left in the first half.

Ohio State, though, quickly grabbed the lead in the second half, scoring on a 54-yard pass from Jones to Braxton Miller, a quarterback who missed last season because of an injury and was moved to receiver this past spring. On the ensuing possession, Brewer took a shot while attempting a pass and had to be helped from the field.

After Brewer's injury, the Hokies didn't amount much in the way of offense behind untested backup Brenden Motley. Tech amassed just 77 yards of offense after Brewer left the game, though Motley did throw a touchdown pass late in the game to Isaiah Ford.

Miller gave the Buckeyes a 28-17 lead on a 53-yard touchdown run with 2:05 left in the third quarter. Jones' 10-yard touchdown run with 12:26 left in the game essentially put the game away.

Jones completed 9 of 18 for 186 yards, with two touchdowns and an interception. Ezekiel Elliott rushed for 122 yards on 11 carries, including an 80-yard touchdown run, and Miller rushed for 62 yards on six carries and a touchdown. He also caught two passes for 72 yards and a score.

Brewer completed 11 of 16 for 156 yards and two touchdowns for the Hokies. Motley completed 4 of 9 for 36 yards, with a touchdown and an interception.

GAME NOTES

- Five true freshman saw action vs. Ohio State for the Hokies.
- Tech sold out its first home game since (10/5/13) vs. UNC (attendance of 65,632).
- Michael Brewer had a career-long 51 yard pass for a touchdown to Sam Rogers.
- Brendan Motley set career-highs in passing attempts (9), completions (4), yards (36) and his first TD.

FINAL STATISTICS

	1	2	3	4	F
OHIO STATE	14	0	14	14	- 42
VIRGINIA TECH	0	17	0	7	- 24

OSU (9:44 re 1st) - Curtis 24 pass from Jones (Willoughby kick)
 OSU (6:39 re 1st) - Elliott 80 yard run (Willoughby kick)
 VT (13:13 re 2nd) - Rogers 51 yard pass from Brewer (Slye kick)
 VT (7:05 re 2nd) - Slye 46 yard field goal
 VT (0:15 2nd) - Malleck 1 yard pass from Brewer (Slye kick)
 OSU (13:53 3rd) - Miller 54 yard pass from Jones (Willoughby kick)

OSU (02:05 re 3rd) - Miller 53 yard rush (Willoughby kick)
 OSU (11:40 re 4th) - Jones 10 yard rush (Willoughby kick)
 OSU (8:14 re 4th) - Thomas 24 yard pass from Jones10 (Willoughby kick)
 VT (1:55 re 4th) - Ford 17 yard pass from Motley (Slye kick)

TEAM STATS

	VT	OSU
First downs	18	21
Rushing yds.	44-128	37-360
Passing yds.	192	212
Return yds.	75	13
Passes	15-25-1	9-18-1
Punts-avg.	7-43.1	3-38.7
Fumbles-lost	1-1	2-2
Penalties-yds.	5-50	6-58
Time of poss.	32:52	27:08

INDIVIDUAL STATS

Rushing — VT, Rogers 3-23, McMillian 6-27, Coleman 12-43, Motley 7-30, Edmunds 11-31, Brewer 4-9, Stroman 1-(-4); OSU, Barrett 1-40, Elliott 11-124, Jones 13-99, Miller 6-62, Dunn 1-12, Ball 3-16, Samuel 1-10, Team 1-(-1)).

Passing — VT, Brewer 11-16-0 156, Motley 4-9-1 36; OSU, Jones 9-18-1 186, Barrett 1-1-0 26.

Receiving — VT, Malleck 4-48, Rogers 3-66, Ford 3-61, Phillips 2-4, McMillian 2-5, Edmunds 1-8; OSU, Miller 2-78, Thomas 2-46, Elliot 2-16, Samuel 2-32, Dixon 1-29, Vannett 1-11

GAME TWO

	FURMAN	3
	VIRGINIA TECH	42

Lane Stadium • Blacksburg, Va. • September 12, 2015 • Attendance: 60,118

BLACKSBURG, Va. — Coming off a short week and playing a quarterback who came into the season as the backup left Virginia Tech fans feeling that disaster loomed on the horizon.

But Brenden Motley took away those doubts.

Making his first collegiate start, Motley threw two touchdown passes and rushed for a touchdown to lead the Hokies past Furman 42-3 on Saturday afternoon.

Motley started in place of injured Michael Brewer, who broke his collarbone in the Hokies' Monday night loss to No. 1 Ohio State. Brewer underwent surgery on Tuesday and is expected to miss the next 4-6 weeks, perhaps longer.

Enter Motley, a redshirt junior who played his high school ball at nearby Christiansburg High School. He completed 16 of 24 passes for 233 yards, and he also rushed for 38 yards on four carries.

Mostly behind Motley, Virginia Tech (1-1) finished with 583 yards of total offense, the Hokies' most in a game since 2010 and their most under offensive coordinator Scot Loeffler, who took over in 2013. Virginia Tech had a balanced attack, running for 299 yards and throwing for 284.

Much of that came in the second half. The Hokies had 371 yards in the final 30 minutes, including 200 on the ground.

Tech led 14-0 and broke open the game with three third-quarter touchdowns. He threw 1-yard and 32-yard touchdown passes to Isaiah Ford sandwiched around a 1-yard touchdown run by Trey Edmunds — his first touchdown run since November of 2013.

Those touchdowns gave the Hokies a 35-3 advantage going to the fourth quarter. Tech's final score came on a 4-yard run by freshman Dwayne Lawson, arguably the Hokies' top recruit in the 2015 class.

Andrew Motuapuaka's interception return for a touchdown — his second career touchdown — headlined a Tech defense that forced three turnovers and held Furman to 254 yards.

Travon McMillian paced the Hokies' rushing attack with 98 yards on six carries, while Lawson finished with 51 on nine carries. Cam Phillips and Ford each caught five passes for 86 and 77 yards, respectively.

GAME NOTES

- Isaiah Ford tied a career-high with two TD receptions.
- Tech had its most offensive yards under Scot Loeffler with 583. Most since a 2010 win over Wake Forest.
- Brenden Motley made his first career start and set career-highs in passing attempts (24), completions (16), yards and TDs (2).
- Freshman Travon McMillian ran for a team-high and a career-high 98 yards.

FINAL STATISTICS

	1	2	3	4	F
FURMAN	0	0	3	0	- 3
VIRGINIA TECH	7	7	21	7	- 42

VT (08:49 re 1st) - Motuapuaka 18 yd Interception (Slye Kick)
 VT (13:53 re 2nd) - Motley 4 yd Rush (Joey Slye Kick)
 VT (12:45 re 3rd) - Ford 1 yd Pass From Motley (Iye Kick)
 FUR (09:42 re 3rd) - Hollingsworth 49-yard FG
 VT (6:07 re 3rd) - Edmunds 1 yd Rush (Santamaria Kick)
 VT (4:48 re 3rd) - Ford 32 yd Pass From Motley (Santamaria Kick)
 VT (05:15 re 4th) - Lawson 4 yd Rush (Santamaria Kick)

INDIVIDUAL STATS

Rushing — VT, McMillian 6-98, Coleman 3-15, Motley 4-38, Edmunds 9-41, Lawson 9-51, Durkin 4-25, McKenzie 5-24, Ford 1-7; FURMAN, Luke 10-79, Wilcox 4-21, Cain 6-16, Blazejowski 4-12, Robinson 1-7, Hannon 13-3, Sanders 2-0, Suttles 1-(-2)



Passing — VT, Motley 16-24-0 233, Lawson 3-7-0 51; FURMAN, Hannon 7-21-2 84, Blazejowski 2-4-0 34, TEAM 0-1-0

Receiving - VT, Phillips 5-86, Ford 5-77, Hodges 2-48, McMillian 2-11, Malleck 2-11, Cline 1-31, Asante 1-13, Knowles 1-7; FURMAN, Suttles 3-29, Schumpert 2-23, Snellings 2-23, Mall 1-27, Wilcox 1-11, Luke 0-5

TEAM STATS

	VT	FURMAN
First downs	25	17
Rushing yds.	41-299	41-136
Passing yds.	284	118
Return yds.	28	0
Passes	19-31-0	9-26-2
Punts-avg.	4-39.8	7-36.4
Fumbles-lost	0-0	2-1
Penalties-yds.	11-114	6-50
Time of poss.	29:22	30:38

GAME THREE

	VIRGINIA TECH	51
	PURDUE	24

Ross-Ade Stadium • West Lafayette, Ind. • September 19, 2015 • Attendance: 45,759

WEST LAFAYETTE, Ind. — Tech quarterback Brenden Motley threw two touchdown passes and ran for one, and Tech's defense and special teams also scored as the Hokies pulled away from the Boilermakers 51-24 at Ross-Ade Stadium on Saturday afternoon.

With the win, Tech moved to 2-1 on the season. Purdue fell to 1-2.

Motley, making his second straight in place of injured quarterback Michael Brewer, completed 15 of 23 for 220 yards, with the touchdown and no interceptions. Behind Motley, Tech amassed 471 yards of total offense — a balanced 238 rushing and 233 passing — and played the main role in the Hokies scoring 27 straight points to break open a close game.

Defensively, Chuck Clark returned a fumble for a touchdown for the Hokies, and Terrell Edmunds' blocked punt in the third quarter was returned by Anthony Shegog for a touchdown.

This game marked the first time since the Clemson game in 2007 that the Hokies scored in all three phases of the game.

Tech grabbed the lead for good on a 5-yard touchdown run by Motley with 1:08 left in the first half that gave the Hokies a 24-17 edge. The Hokies then put the game away with 17 third-quarter points.

An 82-yard kickoff return by Der'Woun Greene to open the second half led to a 42-yard field goal by Joey Slye that gave the Hokies a 27-17 lead. Then on Tech's next possession, a 42-yard drive ended when J.C. Coleman scored from a yard out. Slye's extra point gave Tech a 34-17 bulge with 5:10 left in the third quarter.

The Hokies closed the quarter with Edmunds' blocked punt. Shegog picked up the loose ball and ran it back 15 yards for a touchdown, and Slye's extra point gave the Hokies a 41-17 advantage with a minute left in the quarter.

Slye added a field goal in the fourth quarter and a 3-yard touchdown pass from Motley to Bucky Hodges — their second hookup of the day — accounted for the final margin.

Tech's defense held the Boilermakers to just 265 yards of offense. Purdue quarterback Austin Appleby completed just 9 of 28 for 110 yards, with two interceptions.

Slye made three field goals for the Hokies, who also got six receptions and 128 yards from Isaiah Ford. Trey Edmunds paced Tech's 238-yard rushing day with 72 yards on nine carries.

GAME NOTES

- This game marked the first time since the Clemson game in 2007 that the Hokies scored in all three phases of the game.
- It was the highest point total for Tech since they had 52 points against Wake Forest in 2010.
- Most points in back-to-back games since 2010 against Central Michigan and Wake Forest.
- Bucky Hodges had a career-high two TD receptions. Had one TD catch seven previous times in his career.

FINAL STATISTICS

	1	2	3	4	F
VIRGINIA TECH	10	14	17	10	- 51
PURDUE	7	10	0	7	- 24

VT (10:53 re 1st) - 35-yard FG by Slye
VT (10:02 re 1st) - Clark 20-yard fumble return (Slye kick)
PUR (06:56 re 1st) - Appleby 2-yard rush (Griggs kick)
PUR (14:03 re 2nd) - Ezechukwu 90 yd fumble return
PUR (02:24 re 2nd) - Griggs, Paul 34 yd field goal
VT (01:08 re 2nd) - Brenden Motley 5 yd Rush (Slye Kick)
VT (13:53 re 3rd) - Slye 42 yd field goal
VT (05:10 re 3rd) - Coleman 1 yd rush (Slye kick)

VT (1:00 re 3rd) - Shegog 15 yd Blocked Punt Return (Slye Kick)
VT (13:34 re 4th) - Slye 46 yd field goal
PUR (07:02 re 4th) Jones 60 yd Rush (Griggs Kick)
VT (02:04 re 4th) - Hodges 3 yd pass from Motley (Slye kick)

INDIVIDUAL STATS

Rushing — VT, Edmunds 9-72, McMillan 9-55, Coleman 10-46, , Motley 15-24, Lawson 4-5, McKenzie 8-26, Rogers 1-15; PURDUE, Jones 6-90, Burgess 1-29, Knox 8-16, Appleby 13-11, TEAM 1-(-2)



Passing — VT, Motley 15-23-0 220, Lawson 0-1-0 0; PURDUE, Appleby 9-28-2 110, Blough 3-7-0 11

Receiving - VT, Ford 6-128, Phillips 3-26, Hodges 3-11, Rogers 2-15, Malleck 1-40, Motley 1-13; PURDUE, Anthrop 3-43, Herdman 2-13, Posey 2-27, Yancey 2-24, Jones 1-1, Phillips 1-3, Knox 1-8

TEAM STATS

	VT	PURDUE
First downs	20	9
Rushing yds.	56-238	29-144
Passing yds.	233	121
Return yds.	186	87
Passes	16-26-0	12-35-2
Punts-avg.	5-41.6	7-42.3
Fumbles-lost	5-1	2-1
Penalties-yds.	11-87	10-79
Time of poss.	38:11	21:49

GAME FOUR

	VIRGINIA TECH	28
	EAST CAROLINA	35

Dowdy-Ficklen Stadium • Greenville, N.C. • September 26, 2015 • Attendance: 50,514

GREENVILLE, N.C. — East Carolina quarterback James Summers rushed for 169 yards and threw for 110 yards, helping the Pirates rally from a 14-0 deficit to beat Virginia Tech 35-28 in a non-conference game at Dowdy-Ficklen Stadium on Saturday.

The loss marked the Hokies' second straight to the Pirates, who downed the Tech in Blacksburg last year. Tech lost in Greenville, North Carolina, for the first time since 1992.

"The good thing for us is we're getting ready to enter conference play," Tech coach Frank Beamer said. "Everything is still there ... the ACC championship, the Orange Bowl ... the whole deal is still there. But we've got to become a better football team to enter into that mix. It's very obvious what we need to do."

East Carolina scored 28 consecutive points at one stretch after the Hokies scored two touchdowns off Pirate turnovers.

Tech trailed 35-21 after a 41-yard touchdown run by Summers with 3:43 left in the third quarter. The Hokies cut into that lead, getting a 5-yard touchdown run by Brenden Motley with 8:18 left in the game. The big play came on a 60-yard completion from Motley to Cam Phillips, and the touchdown capped a 95-yard drive.

Tech had two more chances to score in the final five minutes. One drive ended when Bucky Hodges couldn't corral a fourth-down pass from Motley that would have given the Hokies a first down in ECU territory. The final chance came at the end of the game when Tech got the ball to its 41 and tried a "Hail Mary" that fell incomplete.

Motley led the Hokies with 366 of their 439 yards of offense. He completed 20 of 35 for 281 yards, with a touchdown and an interception. He also rushed for 85 yards and a score.

Summers, who went into the game as the backup to Blake Kemp, rushed for his 169 yards on 21 carries, and he completed 5 of 8 for the 110 yards and a score. East Carolina finished 410 yards.

GAME NOTES

- Tech trailed for the first time all season at halftime, 21-14.
- Isaiah Ford became the fastest player to 1,000 receiving yards under Frank Beamer, passing Andre Davis.
- Motley became the first Tech quarterback under Beamer to score a rushing touchdown or throw for at least 200 yards in each of his first three starts.
- The Hokies' defense allowed its first touchdown in the season quarter.

FINAL STATISTICS

	1	2	3	4	F
VIRGINIA TECH	14	0	7	7	- 28
EAST CAROLINA	14	7	14	0	- 35

VT (11:18 re 1st) - Edmunds 1-yd rush (Slye kick)
VT (07:13 re 1st) - Malleck 7-yd pass from Motley (Slye kick)
ECU (04:33re 1st) - Kemp 3-yd rush (Plowman kick)
ECU (00:16 re 1st) - Brown 11-yd pass from Kemp (Plowman kick)
ECU (10:02 re 2nd) - Summers 5-yd rush (Plowman kick)
ECU (10:09 re 3rd) - Jones 26 yd pass from Summers (Plowman kick)
VT (06:47 re 3rd) - Rogers 2 yd rush (Slye kick)

ECU (03:43 re 3rd) - Summers 41 yd rush (Plowman kick)
VT (08:18 re 4th) - Motley 5 yd rush (Slye kick)

TEAM STATS

	VT	ECU
First downs	20	19
Rushing yds.	42-158	43-182
Passing yds.	281	228
Return yds.	17	79
Passes	20-35-1	14-20-1
Punts-avg.	5-39.2	5-41.2
Fumbles-lost	0-0	3-1
Penalties-yds.	11-89	7-97
Time of poss.	33:10	26:50



INDIVIDUAL STATS

Rushing — VT, , Motley 19-85, McMillan 5-30, Coleman 7-13, Ford 1-10, Edmunds 5-9, Lawson 1-4, Rogers 4-8; ECU, Summers 21-169, Kemp 4-15, Hairston 15-3, Furlow 1-(-1), TEAM 2-(-4)

Passing — VT, Motley 20-35-1 281; ECU, Kemp 9-12-1 118, Summers 5-8-0 110

Receiving - VT, Ford 8-95, Phillips 3-78, Hodges 5-73, Rogers 1-6, Malleck 2-21, McMillan 1-8; ECU, Brown 4-44, Grayson 3-53, Johnson 3-55, Jones 2-55, Williams 2-21

GAME FIVE

	PITTSBURGH	17
	VIRGINIA TECH	13

Lane Stadium • Blacksburg, Va. • October 3, 2015 • Attendance: 49,120

BLACKSBURG — Pittsburgh rushed for 166 yards and its defense held the Hokies in check for much of the game, enabling the Panthers to knock off Virginia Tech 17-13 in the ACC opener for both schools.

The win marked just Pittsburgh's second in Blacksburg — the other one came in 2002 — and sent the Hokies to their second straight loss. Pittsburgh is now 3-1 overall, 1-0 in the ACC. Tech is 2-3, 0-1.

Tech cut a 17-10 lead to 17-13 on a 48-yard field goal by Joey Slye with 13:20, but the Hokies couldn't get any closer. Their next three drives ended in an interception, a punt and an interception.

Tech finished with only 100 yards of total offense, including just nine rushing. Brenden Motley was sacked seven times, and he completed 9 of 20 for 91 yards, with a touchdown and three interceptions.

Pittsburgh finished with 276 yards of offense. Tailback Qadree Ollison rushed for 122 yards on 19 carries and a touchdown. Peterman completed 9 of 15 for 110 yards, with the touchdown and no interceptions. Pittsburgh only turned the ball over once.

Tech trailed the entire game, spotting the Panthers a 10-0 lead in the first quarter, with Pittsburgh getting a 45-yard field goal from Chris Blewitt and a 23-yard touchdown pass from quarterback Nate Peterman to tight end J.P. Holtz.

Off to a slow start, the Hokies finally put together a good drive spanning the first and second quarters. A 12-play, 83-yard drive that took more than six minutes ended when Motley hit Cam Phillips for an 11-yard touchdown play. The big play on the drive, though came two plays earlier when, on third-and-17 from the Pittsburgh 40, Motley completed a 28-yard pass to tight end Bucky Hodges for a first down. Slye's extra point following the touchdown cut the Pittsburgh lead to 10-7 with 11:38 left in the half.

Pittsburgh wasted little time in getting going in the second half. Ollison rumbled 43 yards on the Panthers' first play from scrimmage, giving Pittsburgh a first down at the Tech 25. On the next play, he scored, and Blewitt's extra point gave the Panthers a 17-7 lead.

Tech sliced into that lead midway through the third quarter. Andrew Motuapuaka forced Ollison to fumble, and the Hokies' Terrell Edmunds recovered and returned it to the Pittsburgh 23. The drive stalled, but the Hokies got a 43-yard field goal from Joey Slye to cut the lead to 17-10 with 6:03 left in the third quarter.

That turned out to be their last score. On the final eight plays from scrimmage, Tech's offense turned the ball over twice and gave up three sacks.

GAME NOTES

• Tech had its lowest offensive output of 100 yards since Beamer's first game vs. Clemson in 1987.

• Joey Slye made a season-long 48 yard field goal.

• Virginia Tech blocked its 136th kick and 41st field goal under Beamer.

• The Hokies have forced a turnover so far in every game in 2015.

FINAL STATISTICS

	1	2	3	4	F
PITTSBURGH	10	0	7	0	- 17
VIRGINIA TECH	0	7	3	3	- 13

PITT (09:12 re 1st) - Blewitt 45-yd field goal

PITT (3:15 re 1st) - Holtz 23-yd pass from Peterman (Blewitt kick)

VT (11:38 re 2nd) - Phillips 11-yd pass from Motley (Slye kick)

PITT (14:15 re 3rd) - Ollison 25-yd rush (Plowman kick)

VT (06:03 re 3rd) - Slye 43-yd field goal

VT (13:20 re 4th) - Slye 48-yd field goal

TEAM STATS

	VT	PITT
First downs	12	15
Rushing yds.	33-9	46-166
Passing yds.	91	110
Return yds.	18	39
Passes	9-20-3	9-15-0
Punts-avg.	5-45.2	6-38.8
Fumbles-lost	4-1	1-0
Penalties-yds.	8-60	5-40
Time of poss.	34:00	26:00

INDIVIDUAL STATS

Rushing — VT, , Motley 17-(-14), McMillian 6-14, Coleman 5-3, Edmunds 2-5, Rogers 2-2; TEAM 1-(-1) PITT, Ollison 19-125, Voytik 5-37, James 5-6, Peterman 15-4, TEAM 2-(-3)

Passing — VT, Motley 9-20-3 91; PITT, Peterman 9-15-0 115

Receiving - VT, Phillips 3-20, Hodges 2-42, Ford 2-21 Rogers 1-2, McMillian 1-6; PITT, Boyd 5-48, Orndoff 2-34, Holtz 1-23, Ford 1-5

GAME SIX

	NC STATE	13
	VIRGINIA TECH	28

Lane Stadium • Blacksburg, Va. • October 9, 2015 • Attendance: 61,183

BLACKSBURG — Virginia Tech quarterback Brenden Motley threw three touchdown passes to Isaiah Ford, and the Hokies rushed for 200 yards, as they notched a much-needed 28-13 victory over ACC foe NC State on Friday night.

For the second straight game, Tech found itself behind 10-0 in the first half. NC State got on the board on its opening drive, getting a 33-yard field goal by Kyle Bambard and an 8-yard scoring pass from quarterback Jacoby Brissett to Jumichael Ramos.

But Tech's defense responded after that, holding the Wolfpack to just a field goal the rest of the game. In fact, the Wolfpack amassed just 125 yards in the final three quarters and finished with just 270 yards for the game.

The Hokies' defense also held NC State quarterback Jacoby Brissett in check. Brissett threw for just 113 yards and his streak of passes without an interception ended at 241 when Adonis Alexander intercepted him in the fourth quarter.

Tech's offense exploded in the second quarter, scoring on three straight possessions — all ending on touchdown passes from Motley to Ford. Motley's 27-yard touchdown pass to Ford with 10:41 left in the first half cut the NC State lead to 10-7 and then his 5-yard touchdown pass to Ford with 5:54 left in the first half gave Tech a lead it would not relinquish.

A 2-yard touchdown pass to Ford with 18 seconds left gave the Hokies a 21-10 lead at halftime. Ford became the first Tech receiver since Ernest Wilford in 2002 (Syracuse) to catch at least three touchdown passes in a game. Wilford caught four in the Hokies' triple overtime loss to the Orangemen.

NC State added a field goal in the third quarter, but the Hokies put the game way midway through the fourth quarter. Leading 21-13 and taking over at their own 12, they drove to their own 41 before Motley handed the ball off to Travon McMillian on a second-down play. McMillian broke down the left sideline, hurdled a tackler and went 59 yards for a touchdown that gave Tech a 28-13 lead with 6:54 left in the game.

NC State tried to respond, driving to the Tech 32. But on fourth down, quarterback Jacoby Brissett's pass in the end zone was broke up by the Hokies' Brandon Facyson, and Tech took over on downs, essentially sealing the game.

Tech finished with 358 yards of offense. Motley completed 14 of 28 for 158 yards, with the three touchdown passes to Ford and no interceptions. McMillian set career highs in yards (96) and carries (11).

GAME NOTES

• Isaiah Ford became the fastest Tech player to 10 TD receptions and the first to ever have three TD catches in one quarter.

• Virginia Tech is 4-0 now in Friday night games.

• The Hokies erased the largest deficit so far this season at 10 points.

• With his three TD passes in the second quarter, Motley became the third QB under Beamer to toss three TD passes in one quarter.

FINAL STATISTICS

	1	2	3	4	F
NC STATE	3	7	3	0	- 13
VIRGINIA TECH	0	21	0	7	- 28

NCSU (09:52 re 1st) - Bambard 33 yd field goal

NCSU (13:56 re 2nd) - Ramos 8 yd pass from Brissett (Bambard kick)

VT (11:41 re 2nd) - Ford 27-yd pass from Motley (Slye kick)

VT (05:54 re 2nd) - Ford 5 yd pass from Motley (Slye kick)

VT (00:18 re 2nd) - Ford 2 yd pass from Motley (Slye kick)

NCSU (00:56 re 3rd) - 33 yd Bambard field goal

VT (06:54 re 4th) - 59 yd run (Slye kick)

TEAM STATS

	VT	NCSU
First downs	20	17
Rushing yds.	36-200	40-157
Passing yds.	158	113
Return yds.	21	68
Passes	14-29-0	12-25-1
Punts-avg.	6-45.7	6-44.7
Fumbles-lost	1-0	0-0
Penalties-yds.	7-48	9-81
Time of poss.	27:13	32:47



INDIVIDUAL STATS

Rushing — VT, Motley 9-44, McMillian 11-97, Stroma 4-9, Rogers 8-57, Hughes 1-4; NCSU, Dayes 14-66, Brissett 11-39, Samuels 7-33, Gallaspy 4-13, Hines 3-7, TEAM 1-(-1)

Passing — VT, Motley 14-28-0 158; NCSU, Brissett 12-25-1 113

Receiving - VT, Phillips 5-60, Hodges 2-33, Ford 4-39, McMillian 2-16, Coleman 1-10; NCSU, Dayes 3-0, Samuels 2-29, Alston 2-27, Ramos, 2-12, Hines, 1-17, Grinnage, 1-15, Cherry 1-4

GAME SEVEN

	VIRGINIA TECH	20
	MIAMI	30

Sun Life Stadium • Miami, Fla. • October 17, 2015 • Attendance: 50,787

MIAMI GARDENS, Fla. – Virginia Tech turned the ball over four times, and that turned out to be the difference in the game, as Miami converted those turnovers into 10 points and knocked off the Hokies 30-20 in an ACC game played Saturday at Sun Life Stadium.

With the loss, the Hokies fell to 3-4 on the season, 1-2 in ACC play. Miami moved to 4-2 overall, 1-1 in the league.

Michael Brewer, who hadn't played since fracturing his clavicle in the season opener against Ohio State, came into this game toward the end of the third quarter after starter Brenden Motley had committed his third turnover. A Motley interception with 3:34 left in the third led to a 21-yard field goal by Miami kicker Michael Badgley that gave the 'Canes a 23-13 lead with 58 seconds left in the quarter.

The Hokies managed to slice into Miami's lead on a 33-yard pass from Brewer to Isaiah Ford, and Joey Slye's extra point cut the lead to 23-20 with 7:20 remaining.

But Tech's defense couldn't get a stop. Miami drove 75 yards in nine plays on the ensuing possession and scored on a 2-yard touchdown pass from quarterback Brad Kaaya to Rashawn Scott with 2:44 remaining. Badgley's extra point basically sealed the game.

The Hokies finished the game with 361 yards of offense. Motley completed 14 of 23 for 136 yards, with a touchdown and two interceptions, while Brewer completed 3 of 4 for 65 yards, with a touchdown and an interception. Tailback Travon McMillian led the Hokies' ground game with a career-best 99 yards, and he also caught a touchdown pass from Motley.

Kaaya paced Miami's attack. He completed 19 of 30 for 296 yards, with two touchdowns and no interceptions. Miami finished with 395 yards of offense.

Motley's fumble on the second play from scrimmage led to a 3-yard touchdown run by Miami tailback Joe Yearby to give the 'Canes a 7-0 lead. The two teams then swapped field goals before the Hokies tied the game on Motley's 9-yard touchdown pass to McMillian.

Tech appeared to be in great shape heading into halftime, tied with Miami at 13. The 'Canes faced a third-and-20 from their own 11, but quarterback Brad Kaaya completed a 45-yard pass to Herb Waters. Three plays later, a roughing-the-passer penalty on Tech gave the 'Canes 15 more yards.

In the end, Miami took advantage of Tech's mistakes. With 4 seconds left, Kaaya threw a 7-yard touchdown pass to Rashawn Scott, and the extra point gave Miami a 20-13 lead at the break.

GAME NOTES

- Deon Clarke, Ken Ekanem and Dadi Nicolas all have started 20 consecutive games
- The Hokies lost for the first time wearing the special military-inspired helmets (3-1).
- Tech extended its scoring streak to 263 straight games

FINAL STATISTICS

	1	2	3	4	F
VIRGINIA TECH	10	3	0	7	- 20
MIAMI	10	10	3	7	- 30

MIA (12:03 re 1st) - Yearby 3 yd rush (Badgley kick)

VT (08:45 re 1st) - Slye 30 yd field goal

MIA (03:43 re 1st) - Badgley 24 yd field goal

VT (00:00 re 1st) - McMillian 9 yd pass from Motley (Slye kick)

MIA (09:44 re 2nd) - Badgley 49 yd field goal

VT (00:58 re 2nd) - Slye 38 yd field goal

MIA (00:04 re 2nd) - Scott 7 yd pass from Kaaya (Badgley kick)

MIA (00:58) - Badgley 21 yd field goal

VT (07:20) - Ford 33 yd pass from Brewer

MIA (02:44) - Scott 2 yd pass from Kaaya (Badgley kick)

TEAM STATS

	VT	MIAMI
First downs	20	20
Rushing yds.	35-160	39-99
Passing yds.	160	99
Return yds.	79.5	11
Passes	17-27-3	19-30-0
Punts-avg.	2-45.7	4-40.5
Fumbles-lost	2-1	2-0
Penalties-yds.	8-69	9-81
Time of poss.	27:52	32:08

INDIVIDUAL STATS

Rushing — VT, McMillian 16-99, Motley

11-26, Edmunds 3-13, Rogers 5-22; MIA, Yearby 19-60, Walton 12-37, Coley 1-15, Tucker 1-2, Kayaa 4-(-9), TEAM 2-(-6)

Passing — VT, Motley 14-23-3 136, Brewer 3-4-1 65; Miami, Kaaya 19-30-0 296Receiving - VT, Ford 4-76, Phillips 4-26, Hodges 2-41, McMillian 3-16, Malleck 2-35, Kline 2-7; MIA, Coley 4-63, Scott 4-31, Waters 3-89, Yearby, 3-51, Njoku 3-50, Herndon 2-12

VIRGINIA TECH FOOTBALL - 2015 SEASON

as of October 18, 2015

RECORD	OVERALL	HOME	AWAY	NEUTRAL
ALL GAMES	3-4	2-2	1-2	0-0
CONFERENCE	1-2	1-1	0-1	0-0
NON-CONFERENCE	2-1	1-1	1-1	0-0

DATE	OPPONENT	LOCATION	TV	SCORE	ATTEND
Sep 07, 2015	(1/1) Ohio State	Blacksburg, Va.	ESPN	L 24-42	65,632
Sep 12, 2015	Furman	Blacksburg, Va.	ESPN3	W 42-3	60,118
Sep 19, 2015	at Purdue	West Lafayette, Ind.	ESPNU	W 42-3	45,759
Sep 26, 2015	at East Carolina	Greenville, N.C.	ABC/ESPN2	L 28-35	50,514
* Oct 03, 2015	Pittsburgh	Blacksburg, Va.	RSN	L 13-17	49,120
* Oct 09, 2015	NC State	Blacksburg, Va.	ESPN	W 28-13	61,183
* Oct 17, 2015	at Miami	Miami Gardens, Fla.	ESPNU	L 20-30	50,787
* Oct 24, 2015	Duke	Blacksburg, Va.	ESPNU	3:30 p.m.	
* Oct 31, 2015	at Boston College	Chestnut Hill, Mass.		TBA	
* Nov 12, 2015	at Georgia Tech	Atlanta, Ga.	ESPN	7:30 p.m.	
* Nov 21, 2015	North Carolina	Blacksburg, Va.		TBA	
* Nov 28, 2015	at Virginia	Charlottesville, Va.		TBA	
! Dec 05, 2015	ACC Championship	Charlotte, N.C.		TBA	

* - Atlantic Coast Conference Game

Rankings: (AP/Coaches)

RUSHING	GP	ATT	GAIN	LOSS	NET	AVG	TD	LONG	AVG
Travon McMillian	7	59	449	31	418	7.1	1	63	59.7
Brenden Motley	7	82	356	136	220	2.7	3	22	31.4
Trey Edmunds	7	39	172	10	162	4.2	2	35	23.1
Sam Rogers	7	23	127	0	127	5.5	1	29	18.1
J.C. Coleman	6	37	124	4	120	3.2	1	10	20.0
Dwayne Lawson	5	14	60	5	55	3.9	1	10	11.0
Shai McKenzie	2	13	51	1	50	3.8	0	11	25.0
Chris Durkin	3	4	25	0	25	6.2	0	9	8.3
Isaiah Ford	7	2	17	0	17	8.5	0	10	2.4
Greg Stroman	7	5	9	4	5	1.0	0	6	0.7
Michael Brewer	2	4	9	9	0	0.0	0	6	0.0
TEAM	7	4	0	3	-3	-0.8	0	0	-0.6
A.J. Hughes	7	1	0	4	-4	-4.0	0	0	-0.6
TOTAL	7	287	1399	207	1192	4.2	9	63	170.3
OPPONENTS	7	274	1438	195	1243	4.5	10	80	177.6

PASSING	GP	EFFIC	ATT-CMP-INT	PCT	YDS	TD	LONG	AVG/G
Brenden Motley	7	129.64	92-163-7	56.4	1155	11	61	165.0
Michael Brewer	2	202.32	14-20-1	70.0	221	3	51	110.5
Dwayne Lawson	5	80.93	3-9-0	33.3	51	0	31	10.2
Sam Rogers	7	209.20	1-1-0	100.0	13	0	13	1.9
TOTAL	7	135.32	110-193-8	57.0	1440	14	61	205.7
OPPONENTS	7	118.37	86-171-7	50.3	1199	9	54	171.3

RECEIVING	GP	NO	YDS	AVG	TD	LONG	AVG
Isaiah Ford	7	32	497	15.5	7	61	71.0
Cam Phillips	7	25	300	12.0	1	60	42.9
Bucky Hodges	7	16	248	15.5	2	46	35.4
Ryan Malleck	7	11	155	14.1	2	40	22.1
Travon McMillian	7	11	62	5.6	1	19	8.9
Sam Rogers	7	7	89	12.7	1	51	12.7
Kalvin Cline	7	3	38	12.7	0	31	5.4
Kevin Asante	6	1	13	13.0	0	13	2.2
Brenden Motley	7	1	13	13.0	0	13	1.9
J.C. Coleman	6	1	10	10.0	0	10	1.7
Trey Edmunds	7	1	8	8.0	0	8	1.1
Demitri Knowles	2	1	7	7.0	0	7	3.5
TOTAL	7	110	1440	13.1	14	61	205.7
OPPONENTS	7	86	1199	13.9	9	54	171.3

TEAM STATISTICS	HOKIES	OPPONENT
SCORING	206	164
Points Per Game	29.4	23.4
Points Off Turnovers	55	31
FIRST DOWNS	135	118
Rushing	67	51
Passing	56	53
Penalty	12	14
RUSHING YARDAGE	1192	1243
Yards gained rushing	1399	1438
Yards lost rushing	207	195
Rushing Attempts	287	274
Average Per Rush	4.2	4.5
Average Per Game	170.3	177.6
TDs Rushing	9	10
PASSING YARDAGE	1440	1199
Comp-Att-Int	110-193-8	86-171-7
Average Per Pass	7.5	7.0
Average Per Catch	13.1	13.9
Average Per Game	205.7	171.3
TDs Passing	14	9
TOTAL OFFENSE	2632	2442
Total Plays	480	445
Average Per Play	5.5	5.5
Average Per Game	376.0	348.9
KICK RETURNS: #-Yards	16-366	15-282
PUNT RETURNS: #-Yards	15-67	6-36
INT RETURNS: #-Yards	7-12	8-35
KICK RETURN AVERAGE	22.9	18.8
PUNT RETURN AVERAGE	4.5	6.0
INT RETURN AVERAGE	1.7	4.4
FUMBLES-LOST	10-3	15-6
PENALTIES-Yards	58-497	55-486
Average Per Game	71.0	69.4
PUNTS-Yards	34-1464	38-1536
Average Per Punt	43.1	40.4
Net punt average	39.1	36.6
KICKOFFS-Yards	40-2496	34-2149
Average Per Kick	62.4	63.2
Net kick average	39.7	40.7
TIME OF POSSESSION/Game	30:40	29:20
3RD-DOWN Conversions	37/96	32/98
3rd-Down Pct	39%	33%
4TH-DOWN Conversions	5/10	7/13
4th-Down Pct	50%	54%
SACKS BY-Yards	15-112	18-119
MISC YARDS	1	0
TOUCHDOWNS SCORED	26	20
FIELD GOALS-ATTEMPTS	8-13	8-10
ON-SIDE KICKS	0-1	0-1
RED-ZONE SCORES	(22-26) 85%	(15-18) 83%
RED-ZONE TOUCHDOWNS	(18-26) 69%	(10-18) 56%
PAT-ATTEMPTS	(26-26) 100%	(20-20) 100%

ATTENDANCE	HOKIES	OPPONENT
TOTAL	236053	147060
Games/Avg Per Game	4/59013	3/49020
Neutral Site Games		0/0

SCORE BY QUARTERS	1ST	2ND	3RD	4TH	TOTAL
Virginia Tech	41	69	48	48	206
Opponents	58	34	44	28	164

PUNT RETURNS	NO.	YDS	AVG	TD	LONG
Greg Stroman	14	33	2.4	0	29
Terrell Edmunds	1	19	19.0	0	0
Anthony Shegog	0	15	0.0	1	15
TOTAL	15	67	4.5	1	29
OPPONENTS	6	36	6.0	0	14

INTERCEPTIONS	NO.	YDS	AVG	TD	LONG
Adonis Alexander	3	-4	-1.3	0	0
Greg Stroman	1	-2	-2.0	0	0
Andrew Motuapuaka	1	18	18.0	1	18
Desmond Frye	1	0	0.0	0	0
Sean Huelskamp	1	0	0.0	0	0
TOTAL	7	12	1.7	1	18
OPPONENTS	8	35	4.4	0	9

KICK RETURNS	NO.	YDS	AVG	TD	LONG
Der'Woun Greene	7	217	31.0	0	82
Travon McMillian	5	88	17.6	0	24
Kevin Asante	4	61	15.2	0	17
TOTAL	16	366	22.9	0	82
OPPONENTS	15	282	18.8	0	34

FUMBLE RETURNS	NO	YDS	AVG	TD	ONG
Terrell Edmunds	1	9	9.0	0	9
Chuck Clark	1	20	20.0	1	20
Mook Reynolds	1	17	17.0	0	17
TOTAL	3	46	15.3	1	20
OPPONENTS	2	91	45.5	1	90

FG SEQUENCE	VIRGINIA TECH	OPPONENTS
Ohio State	50,(46)	43
Furman	45,39	(49)
Purdue	(35),53,(42),(46)	(34)
East Carolina	37	-
Pittsburgh	(43),(48)	(45),(42)
NC State	-	(33),(36)
Miami	(30),(38)	(24),(49),(21)
Duke		
Boston College		
Georgia Tech		
North Carolina		
Virginia		
ACC Championship		
Numbers in parentheses indicate field goal was made. Numbers in brackets indicate field goal was blocked.		

PUNTING	NO	YDS	AVG	LONG	TB	FC	I20	50+	BLKD
A.J. Hughes	34	1464	43.1	59	5	12	11	8	0
TOTAL	34	1464	43.1	59	5	12	11	8	0
OPPONENTS	38	1536	40.4	69	4	8	13	3	1

KICKOFFS	No.	Yds	Avg	TB	OB	Retn	Net	YdLn
Joey Slye	38	2396	63.1	25	0	248	40.1	24
Michael Santamaria	2	100	50.0	0	0	34	33.0	32
Total	40	2496	62.4	25	0	282	39.7	25
Opponents	34	2149	63.2	16	2	366	40.7	24

SCORING	TD	FGS	PATS				DXP	SAFETY	POINTS
			KICK	RUSH	RCV	PASS			
Joey Slye	0	8-12	23-23	0-0	0	0-0	0	0	47
Isaiah Ford	7	0-0	0-0	0-0	0	0-0	0	0	42
Brenden Motley	3	0-0	0-0	0-0	0	0-0	0	0	18
Travon McMillian	2	0-0	0-0	0-0	0	0-0	0	0	12
Sam Rogers	2	0-0	0-0	0-0	0	0-0	0	0	12
Ryan Malleck	2	0-0	0-0	0-0	0	0-0	0	0	12
Trey Edmunds	2	0-0	0-0	0-0	0	0-0	0	0	12
Bucky Hodges	2	0-0	0-0	0-0	0	0-0	0	0	12
Anthony Shegog	1	0-0	0-0	0-0	0	0-0	0	0	6
J.C. Coleman	1	0-0	0-0	0-0	0	0-0	0	0	6
Cam Phillips	1	0-0	0-0	0-0	0	0-0	0	0	6
Andrew Motuapuaka	1	0-0	0-0	0-0	0	0-0	0	0	6
Dwayne Lawson	1	0-0	0-0	0-0	0	0-0	0	0	6
Chuck Clark	1	0-0	0-0	0-0	0	0-0	0	0	6
Michael Santamaria	0	0-1	3-3	0-0	0	0-0	0	0	3
TOTAL	26	8-13	26-26	0-0	0	0-0	0	0	206
OPPONENTS	20	8-10	20-20	0-0	0	0-0	0	0	164

TOTAL OFFENSE	G	PLAYS	RUSH	PASS	TOTAL	AVG/G
Brenden Motley	7	245	220	1155	1375	196.4
Travon McMillian	7	59	418	0	418	59.7
Michael Brewer	2	24	0	221	221	110.5
Trey Edmunds	7	39	162	0	162	23.1
Sam Rogers	7	24	127	13	140	20.0
J.C. Coleman	6	37	120	0	120	20.0
Dwayne Lawson	5	23	55	51	106	21.2
Shai McKenzie	2	13	50	0	50	25.0
Chris Durkin	3	4	25	0	25	8.3
Isaiah Ford	7	2	17	0	17	2.4
Greg Stroman	7	5	5	0	5	0.7
TEAM	7	4	-3	0	-3	-0.6
A.J. Hughes	7	1	-4	0	-4	-0.6
TOTAL	7	480	1192	1440	2632	376.0
OPPONENTS	7	445	1243	1199	2442	348.9

FIELD GOALS	FGM-FGA	PCT	01-19	20-29	30-39	40-49	50-99	LG	BLK
Joey Slye	8-12	66.7	0-0	0-0	3-4	5-6	0-2	48	0
Michael Santamaria	0-1	0.0	0-0	0-0	0-1	0-0	0-0	0	0

ALL PURPOSE	G	RUSH	REC	PR	KOR	IR	TOT	AVG/G
Travon McMillian	7	418	62	0	88	0	568	81.1
Isaiah Ford	7	17	497	0	0	0	514	73.4
Cam Phillips	7	0	300	0	0	0	300	42.9
Bucky Hodges	7	0	248	0	0	0	248	35.4
Brenden Motley	7	220	13	0	0	0	233	33.3
Der'Woun Greene	5	0	0	0	217	0	217	43.4
Sam Rogers	7	127	89	0	0	0	216	30.9
Trey Edmunds	7	162	8	0	0	0	170	24.3
Ryan Malleck	7	0	155	0	0	0	155	22.1
J.C. Coleman	6	120	10	0	0	0	130	21.7
Kevin Asante	6	0	13	0	61	0	74	12.3
Dwayne Lawson	5	55	0	0	0	0	55	11.0
Shai McKenzie	2	50	0	0	0	0	50	25.0
Kalvin Cline	7	0	38	0	0	0	38	5.4
Greg Stroman	7	5	0	33	0	-2	36	5.1
Chris Durkin	3	25	0	0	0	0	25	8.3
Terrell Edmunds	7	0	0	19	0	0	19	2.7
Andrew Motuapuaka	5	0	0	0	0	18	18	3.6
Anthony Shegog	7	0	0	15	0	0	15	2.1
Demitri Knowles	2	0	7	0	0	0	7	3.5
TEAM	7	-3	0	0	0	0	-3	-0.6
Adonis Alexander	7	0	0	0	0	-4	-4	-0.6
A.J. Hughes	7	-4	0	0	0	0	-4	-0.6
TOTAL	7	1192	1440	67	366	12	3077	439.6
OPPONENTS	7	1243	1199	36	282	35	2795	399.3

DEFENSIVE STATISTICS

LEADERS	GP-GS	TACKLES			TFL/YDS	SACKS NO-YARDS	PASS DEF			FUMBLES		BLKD KICK	SAFETY
		SOLO	AST	TOTAL			INT-YDS	BRUP	QBH	RCV-YDS	FF		
19 Chuck Clark	7	37	23	60	2.0-8	1.0-8	.	1	.	1-20	.	.	.
40 Deon Clarke	7	23	18	41	7.0-22	3.0-16	.	4	5
36 Adonis Alexander	7	29	11	40	.	.	3-4	2
92 Luther Maddy	7	10	24	34	6.5-24	2.0-16	.	.	2
54 Andrew Motuapuaka	5	17	10	27	2.5-21	1.5-20	1-18	2	3	.	2	.	.
37 Ronny Vandyke	7	12	10	22	2.0-2	.	.	.	1	1-0	.	.	.
40 Ken Ekanem	7	8	13	21	4.0-15	1.5-5	.	2	3	.	1	.	.
90 Dadi Nicolas	7	8	12	20	1.0-2	.	.	.	4
60 Woody Baron	7	9	9	18	6.0-28	3.0-22	.	.	1	.	1	.	.
22 Terrell Edmunds	7	8	10	18	1.0-1	1-9	.	1	.
26 Desmond Frye	5	8	8	16	.	.	1-0	.	.	.	1	.	.
56 Sean Huelskamp	4	7	6	13	3.5-11	1.0-8	1-0
31 Brandon Facyson	7	8	5	13	.	.	.	8
3 Greg Stroman	7	6	6	12	0.5-1	.	1-2	2
6 Mook Reynolds	7	9	3	12	3.0-10	.	.	1	.	2-17	.	.	.
2 Donovan Riley	7	4	4	8	.	.	.	1
23 Der'Woun Greene	5	4	3	7	1	.	.
11 Kendall Fuller	3	3	4	7	1.0-6	1.0-6	.	1	.	.	1	.	.
96 Corey Marshall	5	3	3	6	4.0-19	1.0-11	.	.	2	.	1	.	.
99 Vinny Mihota	7	.	6	6	0.5-2	1	.
38 Dahman McKinnon	3	2	4	6	1.0-1
44 Carson Lydon	5	2	2	4	1.0-3
46 Joey Slye	7	2	2	4
43 Seth Dooley	7	.	3	3
32 Steven Peoples	7	.	3	3
95 Nigel Williams	7	1	2	3	0.5-1	.	.	1	.	.	1	.	.
49 Tremaine Edmunds	7	1	2	3
24 Anthony Shegog	7	1	2	3	1-0	.	.	.
91 Steve Sobczak	5	.	2	2
72 Augie Conte	7	1	.	1
77 Wade Hansen	7	1	.	1
59 Eddie D'Antuono	7	.	1	1
4 J.C. Coleman	6	.	1	1
50 Jamieon Moss	6	.	1	1
9 Brenden Motley	7	1	.	1
20 Deon Newsome	6	1	.	1
50 Erik Banks	1	.	1	1
15 Joel Caleb	6	.	1	1
17 Jahque Alleyne	6	1	.	1
5 Cam Phillips	7	1	.	1
34 Tramon McMillian	7	1	.	1
1 Isaiah Ford	7	1	.	1
45 Sam Rogers	7	1	.	1
88 Ryan Malleck	7	1	.	1
TOTAL	7	232	215	447	47-177	15-112	7-12	25	21	6-46	9	2	.
OPPONENTS	7	212	340	552	43.0-184	18-119	8-35	18	15	3-91	4	.	.

RUSHING TACKLES

PLAYER	NO.
Chuck Clark	45
Deon Clarke	32
Luther Maddy	31
Adonis Alexander	28
Andrew Motuapuaka	20
Dadi Nicolas	20
Ken Ekanem	18
Ronny Vandyke	18
Woody Baron	14
Sean Huelskamp	12
Terrell Edmunds	10
Desmond Frye	9
Brandon Facyson	7
Mook Reynolds	7
Vinny Mihota	6
Der'Woun Greene	5
Greg Stroman	5
Corey Marshall	5
Dahman McKinnon	4
Seth Dooley	3
Kendall Fuller	3
Carson Lydon	2
Donovan Riley	2
Nigel Williams	2
Steve Sobczak	2
J.C. Coleman	1
TOTALS	311

PASSING TACKLES

PLAYER	NO
Chuck Clark	14
Adonis Alexander	12
Greg Stroman	7
Brandon Facyson	6
Desmond Frye	6
Mook Reynolds	5
Deon Clarke	5
Donovan Riley	5
Andrew Motuapuaka	4
Terrell Edmunds	3
Ronny Vandyke	3
Kendall Fuller	3
Luther Maddy	1
Jahque Alleyne	1
Dahman McKinnon	1
Der'Woun Greene	1
TOTALS	77

SPECIAL TEAMS TACKLES

PLAYER	TOTAL	KO	PUNT
Terrell Edmunds	5	5	0
Joey Slye	4	4	0
Steven Peoples	3	3	0
Tremaine Edmunds	3	3	0
Anthony Shegog	3	3	0
Carson Lydon	2	2	0
Deon Newsome	1	0	1
Ryan Malleck	1	0	1
Dahman McKinnon	1	1	0
Donovan Riley	1	0	1
Erik Banks	1	1	0
Joel Caleb	1	1	0
Jamieon Moss	1	0	1
Eddie D'Antuono	1	0	1
Ronny Vandyke	1	1	0
TOTALS	29	24	5

RED ZONE ANALYSIS

VIRGINIA TECH

DATE	OPPONENT	SCORE	TIME IN RZ	TIMES SCORED	TOTAL PTS	TDS	RUSH TDS	PASS TDS	FG MADE	FAILED TO SCORE INSIDE RZ					
										FG ATT	DOWNES	INT	FUMB	HALF	GAME
Sep 07	(1/1) Ohio State	L 24-42	2	2	14	2	0	2	0	0	0	0	0	0	0
Sep 12	Furman	W 42-3	5	4	28	4	3	1	0	1	0	0	0	0	0
Sep 19	at Purdue	W 51-24	8	6	34	4	2	2	2	0	0	0	1	1	0
Sep 26	at East Carolina	L 28-35	5	4	28	4	3	1	0	1	0	0	0	0	0
* Oct 03	Pittsburgh	L 13-17	1	1	7	1	0	1	0	0	0	0	0	0	0
* Oct 09	NC State	W 28-13	2	2	14	2	0	2	0	0	0	0	0	0	0
* Oct 17	at Miami	L 20-30	3	3	13	1	0	1	2	0	0	0	0	0	0
* Oct 24	Duke														
* Oct 31	at Boston College														
* Nov 12	at Georgia Tech														
* Nov 21	North Carolina														
* Nov 28	at Virginia														
Dec 05	ACC Championship														
Totals 22 of 26 (84.6%)			26	22	138	18	8	10	4	2	0	0	1	1	0

OPPONENT

DATE	OPPONENT	SCORE	TIME IN RZ	TIMES SCORED	TOTAL PTS	TDS	RUSH TDS	PASS TDS	FG MADE	FAILED TO SCORE INSIDE RZ					
										FG ATT	DOWNES	INT	FUMB	HALF	GAME
Sep 07	(1/1) Ohio State	L 24-42	2	1	7	1	1	0	0	1	0	0	0	0	0
Sep 12	Furman	W 42-3	0	0	0	0	0	0	0	0	0	0	0	0	0
Sep 19	at Purdue	W 51-24	2	2	10	1	1	0	1	0	0	0	0	0	0
Sep 26	at East Carolina	L 28-35	4	4	28	4	2	2	0	0	0	0	0	0	0
* Oct 03	Pittsburgh	L 13-17	1	0	0	0	0	0	0	0	0	0	0	1	0
* Oct 09	NC State	W 28-13	3	3	13	1	0	1	2	0	0	0	0	0	0
* Oct 17	at Miami	L 20-30	6	5	27	3	1	2	2	0	0	0	0	1	0
* Oct 24	Duke														
* Oct 31	at Boston College														
* Nov 12	at Georgia Tech														
* Nov 21	North Carolina														
* Nov 28	at Virginia														
Dec 05	ACC Championship														
Totals 15 of 18 (83.3%)			18	15	85	10	5	5	5	1	0	0	0	2	0

MONEY PLAYS

Money plays are defined as plays resulting in first down or a touchdown.

RUSHERS	1ST	TD	NO	ATT
Brenden Motley	17	3	20	66
Travon McMillian	20	1	20	59
Trey Edmunds	10	2	12	39
Sam Rogers	7	1	8	23
J.C. Coleman	3	1	4	37
Dwayne Lawson	4	1	4	13
Chris Durkin	2	0	2	4
Shai McKenzie	2	0	2	13
Isaiah Ford	1	0	1	2
Michael Brewer	1	0	1	2
TOTALS	67	9	74	269

1st DOWN TOTALS 15 7 22 136

2nd DOWN TOTALS 30 1 30 93

3rd DOWN TOTALS 18 1 18 35

4th DOWN TOTALS 4 0 4 5

RECEPTIONS	1ST	TD	NO	REC
Isaiah Ford	22	7	25	32
Cam Phillips	13	1	13	25
Bucky Hodges	8	2	10	16
Ryan Malleck	5	2	7	11
Travon McMillian	3	1	4	11
Sam Rogers	2	1	2	7
Kevin Asante	1	0	1	1
Kalvin Cline	1	0	1	3
Brenden Motley	1	0	1	1
TOTALS	56	14	64	110

1st DOWN TOTALS 21 4 22 42

2nd DOWN TOTALS 18 7 22 38

3rd DOWN TOTALS 16 3 19 29

4th DOWN TOTALS 1 0 1 1

DRIVE START AVERAGES

OBTAINED	HOKIES		OPPONENTS	
	#	AVG	#	AVG
Kickoff	35	27.5	41	26.3
Punt	38	26.3	34	24.2
Field goal	2	25.5	5	28.0
Fumble	6	68.8	3	51.3
Interception	7	57.6	8	52.5
Downs	6	52.8	4	37.8
ALL DRIVES	94	33.5	95	29.1

SUPERLATIVES

INDIVIDUAL GAME HIGHS

Rushes	19	Brenden Motley at East Carolina (Sep 26, 2015)
Yards Rushing	99	Travon McMillian at Miami (FL) (Oct 17, 2015)
TD Rushes	1	Trey Edmunds vs Furman (Sep 12, 2015)
		Brenden Motley vs Furman (Sep 12, 2015)
		Dwayne Lawson vs Furman (Sep 12, 2015)
		Brenden Motley at Purdue (Sep 19, 2015)
		J.C. Coleman at Purdue (Sep 19, 2015)
		Sam Rogers at East Carolina (Sep 26, 2015)
		Trey Edmunds at East Carolina (Sep 26, 2015)
		Brenden Motley at East Carolina (Sep 26, 2015)
		Travon McMillian vs NC State (Oct 09, 2015)
Long Rush	63	Travon McMillian vs Furman (Sep 12, 2015)
Pass attempts	35	Brenden Motley at East Carolina (Sep 26, 2015)
Pass completions	20	Brenden Motley at East Carolina (Sep 26, 2015)
Yards Passing	281	Brenden Motley at East Carolina (Sep 26, 2015)
TD Passes	3	Brenden Motley vs NC State (Oct 09, 2015)
Long Pass	61	Brenden Motley at Purdue (Sep 19, 2015)
Receptions	8	Isaiah Ford at East Carolina (Sep 26, 2015)
Yards Receiving	128	Isaiah Ford at Purdue (Sep 19, 2015)
TD Receptions	3	Isaiah Ford vs NC State (Oct 09, 2015)
Long Reception	61	Isaiah Ford at Purdue (Sep 19, 2015)
Field Goals	3	Joey Slye at Purdue (Sep 19, 2015)
Long Field Goal	48	Joey Slye vs Pittsburgh (Oct 03, 2015)
Punts	7	A.J. Hughes vs Ohio State (Sep 07, 2015)
Punting Avg	49.5	A.J. Hughes at Miami (FL) (Oct 17, 2015)
Long Punt	59	A.J. Hughes vs Ohio State (Sep 07, 2015)
Punts inside 20	3	A.J. Hughes vs Ohio State (Sep 07, 2015)
		A.J. Hughes vs Furman (Sep 12, 2015)
Long Punt Return	29	Greg Stroman at Purdue (Sep 19, 2015)
Long Kickoff Return	82	Der'Woun Greene at Purdue (Sep 19, 2015)
Tackles	13	Chuck Clark vs Furman (Sep 12, 2015)
Sacks	1.5	Ken Ekanem vs NC State (Oct 09, 2015)
Tackles For Loss	3.5	Sean Huelskamp at East Carolina (Sep 26, 2015)
Interceptions	1	Desmond Frye vs Ohio State (Sep 07, 2015)
		Adonis Alexander vs Furman (Sep 12, 2015)
		Andrew Motuapuaka vs Furman (Sep 12, 2015)
		Adonis Alexander at Purdue (Sep 19, 2015)
		Sean Huelskamp at Purdue (Sep 19, 2015)
		Greg Stroman at East Carolina (Sep 26, 2015)
		Adonis Alexander vs NC State (Oct 09, 2015)

TEAM GAME HIGHS

Rushes	56	at Purdue (Sep 19, 2015)
Yards Rushing	299	vs Furman (Sep 12, 2015)
Yards Per Rush	7.3	vs Furman (Sep 12, 2015)
TD Rushes	3	vs Furman (Sep 12, 2015)
		at East Carolina (Sep 26, 2015)
Pass attempts	35	at East Carolina (Sep 26, 2015)
Pass completions	20	at East Carolina (Sep 26, 2015)
Yards Passing	284	vs Furman (Sep 12, 2015)
Yards Per Pass	9.2	vs Furman (Sep 12, 2015)
TD Passes	3	vs Ohio State (Sep 07, 2015)
		vs NC State (Oct 09, 2015)
Total Plays	82	at Purdue (Sep 19, 2015)
Total Offense	583	vs Furman (Sep 12, 2015)
Yards Per Play	8.1	vs Furman (Sep 12, 2015)
Points	51	at Purdue (Sep 19, 2015)
Sacks By	4	vs Pittsburgh (Oct 03, 2015)
		vs NC State (Oct 09, 2015)
First Downs	25	vs Furman (Sep 12, 2015)
Penalties	11	vs Furman (Sep 12, 2015)
		at Purdue (Sep 19, 2015)
		at East Carolina (Sep 26, 2015)
Penalty Yards	114	vs Furman (Sep 12, 2015)
Turnovers	4	at Miami (FL) (Oct 17, 2015)
Interceptions By	2	vs Furman (Sep 12, 2015)
		at Purdue (Sep 19, 2015)
Punts	7	vs Ohio State (Sep 07, 2015)
Punting Avg	49.5	at Miami (FL) (Oct 17, 2015)
Long Punt	59	vs Ohio State (Sep 07, 2015)
Punts inside 20	3	vs Ohio State (Sep 07, 2015)
		vs Furman (Sep 12, 2015)
Long Punt Return	29	at Purdue (Sep 19, 2015)

OPPONENT INDIVIDUAL GAME HIGHS

Rushes	21	SUMMERS, James, at East Carolina (Sep 26, 2015)
Yards Rushing	169	SUMMERS, James, at East Carolina (Sep 26, 2015)
TD Rushes	2	SUMMERS, James, at East Carolina (Sep 26, 2015)
Long Rush	80	Elliott, E, vs Ohio State (Sep 07, 2015)
Pass attempts	30	Brad Kaaya, at Miami (FL) (Oct 17, 2015)
Pass completions	19	Brad Kaaya, at Miami (FL) (Oct 17, 2015)
Yards Passing	296	Brad Kaaya, at Miami (FL) (Oct 17, 2015)
TD Passes	2	Jones, Cardale, vs Ohio State (Sep 07, 2015)
		Brad Kaaya, at Miami (FL) (Oct 17, 2015)
Long Pass	54	Jones, Cardale, vs Ohio State (Sep 07, 2015)
Receptions	5	Boyd, T., vs Pittsburgh (Oct 03, 2015)
Yards Receiving	89	Herb Waters, at Miami (FL) (Oct 17, 2015)
TD Receptions	2	Rashawn Scott, at Miami (FL) (Oct 17, 2015)
Long Reception	54	Miller, Braxton, vs Ohio State (Sep 07, 2015)
Field Goals	3	Michael Badgley, at Miami (FL) (Oct 17, 2015)
Long Field Goal	49	Hollingsworth, vs Furman (Sep 12, 2015)
		Michael Badgley, at Miami (FL) (Oct 17, 2015)
Punts	7	Hollingsworth, vs Furman (Sep 12, 2015)
Punting Avg	49.3	Schopper, Joe, at Purdue (Sep 19, 2015)
Long Punt	69	Schopper, Joe, at Purdue (Sep 19, 2015)
Punts inside 20	3	Hollingsworth, vs Furman (Sep 12, 2015)
		GREGORY, Worth, at East Carolina (Sep 26, 2015)
		Cole, AJ, vs NC State (Oct 09, 2015)
Long Punt Return	14	Cherry, B., vs NC State (Oct 09, 2015)
Long Kickoff Return	34	Hines, N., vs NC State (Oct 09, 2015)
Tackles	13	WILLIAMS, Jrdn, at East Carolina (Sep 26, 2015)
Sacks	2.0	Price, E., vs Pittsburgh (Oct 03, 2015)
Tackles For Loss	3.5	Price, E., vs Pittsburgh (Oct 03, 2015)
Interceptions	2	Artie Burns, at Miami (FL) (Oct 17, 2015)

OPPONENT TEAM GAME HIGHS

Rushes	46	vs Pittsburgh (Oct 03, 2015)
Yards Rushing	359	vs Ohio State (Sep 07, 2015)
Yards Per Rush	10.0	vs Ohio State (Sep 07, 2015)
TD Rushes	3	vs Ohio State (Sep 07, 2015)
		at East Carolina (Sep 26, 2015)
Pass attempts	35	at Purdue (Sep 19, 2015)
Pass completions	19	at Miami (FL) (Oct 17, 2015)
Yards Passing	296	at Miami (FL) (Oct 17, 2015)
Yards Per Pass	11.4	at East Carolina (Sep 26, 2015)
TD Passes	3	vs Ohio State (Sep 07, 2015)
Total Plays	69	at Miami (FL) (Oct 17, 2015)
Total Offense	572	vs Ohio State (Sep 07, 2015)
Yards Per Play	10.2	vs Ohio State (Sep 07, 2015)
Points	42	vs Ohio State (Sep 07, 2015)
Sacks By	7	vs Pittsburgh (Oct 03, 2015)
First Downs	21	vs Ohio State (Sep 07, 2015)
Penalties	10	at Purdue (Sep 19, 2015)
Penalty Yards	81	vs NC State (Oct 09, 2015)
		at Miami (FL) (Oct 17, 2015)
Turnovers	3	vs Ohio State (Sep 07, 2015)
		vs Furman (Sep 12, 2015)
		at Purdue (Sep 19, 2015)
Interceptions By	3	vs Pittsburgh (Oct 03, 2015)
		at Miami (FL) (Oct 17, 2015)
Punts	7	vs Furman (Sep 12, 2015)
		at Purdue (Sep 19, 2015)
Punting Avg	44.7	vs NC State (Oct 09, 2015)
Long Punt	69	at Purdue (Sep 19, 2015)
Punts inside 20	3	vs Furman (Sep 12, 2015)
		at East Carolina (Sep 26, 2015)
		vs NC State (Oct 09, 2015)
Long Punt Return	14	vs NC State (Oct 09, 2015)

20-YARD PLAYS

Yards	Type	Player(s)	Opponent
82	KR	Der'Woun Greene	Purdue

63	Rush	Travon McMillian	Furman
61	Pass	Isaiah Ford from Brenden Motley	Purdue
60	Pass	Cam Phillips from Brenden Motley	East Carolina

*59	Rush	Travon McMillian	NC State
*51	Pass	Sam Rogers from Michael Brewer	Ohio State

46	Pass	Bucky Hodges from Brenden Motley	Furman
40	Pass	Ryan Malleck from Brenden Motley	Purdue

39	Pass	Isaiah Ford from Brenden Motley	East Carolina
36	Pass	Isaiah Ford from Michael Brewer	Ohio State
35	Pass	Bucky Hodges from Brenden Motley	Miami (FL)
35	Rush	Trey Edmunds	Purdue
34	KR	Der'Woun Greene	Purdue
*33	Pass	Isaiah Ford from Michael Brewer	Miami (FL)
32	Pass	Bucky Hodges from Brenden Motley	East Carolina
*32	Pass	Isaiah Ford from Brenden Motley	Furman
31	Pass	Kalvin Cline from Dwayne Lawson	Furman

29	Rush	Sam Rogers	NC State
29	PR	Greg Stroman	Purdue
29	Rush	Travon McMillian	Miami (FL)
29	Pass	Cam Phillips from Brenden Motley	Furman
28	Pass	Bucky Hodges from Brenden Motley	Pittsburgh
*27	Pass	Isaiah Ford from Brenden Motley	NC State
26	Pass	Bucky Hodges from Brenden Motley	NC State
25	KR	Der'Woun Greene	NC State
25	Pass	Ryan Malleck from Michael Brewer	Ohio State
24	KR	Der'Woun Greene	Miami (FL)
24	Pass	Isaiah Ford from Brenden Motley	Miami (FL)
24	KR	Travon McMillian	Ohio State
23	Pass	Isaiah Ford from Brenden Motley	Furman
22	Rush	Brenden Motley	Pittsburgh
22	Pass	Ryan Malleck from Michael Brewer	Miami (FL)
22	Rush	Travon McMillian	Miami (FL)
22	Rush	Brenden Motley	Miami (FL)
21	Pass	Isaiah Ford from Brenden Motley	East Carolina
21	Pass	Cam Phillips from Brenden Motley	Furman
*20	FR	Chuck Clark	Purdue
20	Rush	Brenden Motley	Purdue

* Touchdown Scored On Play

LONG PLAYS BY THE NUMBERS

PLAYS	NO	TD
100+	0	0
90-99	0	0
80-89	1	0
70-79	0	0
60-69	3	0
50-59	2	2
40-49	2	0
30-39	9	2
20-29	21	2

LONG PLAYS BY TYPE	NO	TD
Rushing	9	1
Passing	22	4
Punt returns	1	0
Kick returns	5	0
Interceptions	0	0
Fumble returns	1	1
Other	0	0
TOTAL	38	6

LONGEST PLAYS OF THE YEAR

Rushing

63 Travon McMillian vs Furman Sept. 12

Rushing Touchdown

59 Travon McMillian vs NC State Oct. 9

Passing

61 Isaiah Ford from Brenden Motley vs Purdue Sept. 19

Passing Touchdown

51 Sam Rogers from Michael Brewer vs Ohio State Sept. 7

Punt Return

29 Greg Stroman vs Purdue Sept. 19

Kick Return

82 Der'Woun Greene vs Purdue Sept. 19

Interception Return

18 Andrew Motuapuaka vs Furman Sept. 12

Fumble Return

20 Chuck Clark vs Purdue Sept. 19

Punt

59 A.J. Hughes vs Ohio State Sept. 7

Field Goal

48 Joey Slye vs Pittsburgh Oct. 3

20-YARD PLUS PLAYS BY PLAYER

PLAYER	NO	TD	RUSH	PASS	KR	PR	IR	FR
Isaiah Ford	9	3	0	9	0	0	0	0
Travon McMillian	5	1	4	0	1	0	0	0
Bucky Hodges	5	0	0	5	0	0	0	0
Der'Woun Greene	4	0	0	0	4	0	0	0
Brenden Motley	3	0	3	0	0	0	0	0
Cam Phillips	3	0	0	3	0	0	0	0
Ryan Malleck	3	0	0	3	0	0	0	0
Sam Rogers	2	1	1	1	0	0	0	0
Chuck Clark	1	1	0	0	0	0	0	1
Greg Stroman	1	0	0	0	0	1	0	0
Kalvin Cline	1	0	0	1	0	0	0	0
Trey Edmunds	1	0	1	0	0	0	0	0
TOTAL	38	6	9	22	5	1	0	1

2015 VIRGINIA TECH SCORING DRIVES

Qtr.	Opp.	Scoring Play	Plays-Yds.-TOP
2	Ohio State	Rogers, S 51 Pass From Brewer, M (Slye, J)	6-74-2:46
2	Ohio State	FG Slye, J 46	7-27-4:02
2	Ohio State	Malleck, R 1 Pass From Brewer, M (Slye, J)	4-38-1:15
4	Ohio State	Ford, I 17 Pass From Motley, B (Slye, J)	7-41-2:58
1	Furman	Motuapuaka, A 18 Interception Return (Slye, J)	-
2	Furman	Motley, B 4 Rush (Slye, J)	8-88-2:34
3	Furman	Ford, I 1 Pass From Motley, B (Slye, J)	5-76-2:08
3	Furman	Edmunds, Trey 1 Rush (Santamaria, M)	8-76-3:28
3	Furman	Ford, I 32 Pass From Motley, B (Santamaria, M)	1-32-0:06
4	Furman	Lawson, D 4 Rush (Santamaria, M)	14-81-6:29
1	Purdue	FG Slye, J 35	6-49-2:28
1	Purdue	Clark, C 20 Fumble Return (Slye, J)	-
2	Purdue	Hodges, B 3 Pass From Motley, B (Slye, J)	12-75-6:03
2	Purdue	Motley, B 5 Rush (Slye, J)	7-75-1:16
3	Purdue	FG Slye, J 42	4--7-1:07
3	Purdue	Coleman, J.C. 1 Rush (Slye, J)	8-42-3:30
3	Purdue	Shegog, A 15 Punt Return (Slye, J)	-
4	Purdue	FG Slye, J 46	4-3-1:20
4	Purdue	Hodges, B 3 Pass From Motley, B (Slye, J)	8-47-4:58
1	East Carolina	Edmunds, Trey 1 Rush (Slye, J)	6-31-3:00
1	East Carolina	Malleck, R 7 Pass From Motley, B (Slye, J)	6-19-3:06
3	East Carolina	Rogers, S 2 Rush (Slye, J)	9-75-3:22
4	East Carolina	Motley, B 5 Rush (Slye, J)	8-95-3:09
2	Pittsburgh	Phillips, C 11 Pass From Motley, B (Slye, J)	12-83-6:33
3	Pittsburgh	FG Slye, J 43	4--3-1:34
4	Pittsburgh	FG Slye, J 48	11-50-5:00
2	NC State	Ford, I 27 Pass From Motley, B (Slye, J)	5-75-2:15
2	NC State	Ford, I 5 Pass From Motley, B (Slye, J)	9-45-4:17
2	NC State	Ford, I 2 Pass From Motley, B (Slye, J)	12-71-3:22
4	NC State	McMillian, T 59 Rush (Slye, J)	5-88-1:48
1	Miami	FG Slye, J 30	7-61-3:18
1	Miami	McMillian, T 9 Pass From Motley, B (Slye, J)	10-75-3:43
2	Miami	FG Slye, J 38	11-47-3:33
4	Miami	Ford, I 33 Pass From Brewer, M (Slye, J)	3-53-1:27
Totals			227-1682-95:55
Average Scoring Drive			7.3 plays-54.3 yds.

VIRGINIA TECH SCORING

34 Total Scores (9 Run, 14 Pass, 8 FG, 1 S.T., 0 Safety, 2 Defense)

7 First Quarter Scores (1 Run, 2 Pass, 2 FG, 2 S.T., 0 Safety, 2 Defense)

11 Second Quarter Scores (2 Run, 7 Pass, 2 FG, 0 S.T., 0 Safety, 0 Defense)

8 Third Quarter Scores (3 Run, 2 Pass, 2 FG, 1 S.T., 0 Safety, 0 Defense)

8 Fourth Quarter Scores (3 Run, 3 Pass, 2 FG, 0 S.T., 0 Safety, 0 Defense)

0 Overtime Drives

Most plays in a scoring drive: 14 plays - vs. Furman (14-81-6:29 TD)

Longest scoring drive: 95 yards - vs. East Carolina (8-95-3:09 TD)

Longest TOP scoring drive: 6:33 - vs. Pittsburgh (12-83-6:33 TD)

Average TOP on offensive scoring drives: 3:05

OPPONENTS

Most plays in a scoring drive: 12 plays - vs. NC State (12-91-6:15 TD)

Longest scoring drive: 91 yards - vs. NC State (12-91-6:15 TD)

Longest TOP scoring drive: 6:15 - vs. NC State (12-91-6:15 TD)

Average TOP on offensive scoring drives: 2:41

TEAM GAME-BY-GAME

VIRGINIA TECH

DATE	OPPONENT	RUSHING				REVEIVING				PASSING				KICK RETURN				PUNT RETURN				TOT OFF
		NO.	YDS	TD	LG	NO.	YDS	TD	LG	CMP-ATT-INT	YDS	TD	LG	NO	YDS	TD	LG	NO	YDS	TD	LG	
Sep 07	(1/1) Ohio State	44	128	0	16	15	192	3	51	15-25-1	192	3	51	4	75	0	24	1	0	0	0	320
Sep 12	Furman	41	299	3	63	19	284	2	46	19-31-0	284	2	46	2	28	0	15	1	0	0	0	583
Sep 19	at Purdue	56	238	2	35	16	233	2	61	16-26-0	233	2	61	2	116	0	82	6	70	1	29	471
Sep 26	at East Carolina	42	158	3	14	20	281	1	60	20-35-1	281	1	60	1	17	0	17	2	0	0	1	439
* Oct 03	Pittsburgh	33	9	0	22	9	91	1	28	9-20-3	91	1	28	1	16	0	16	1	2	0	2	100
* Oct 09	NC State	36	200	1	59	14	158	3	27	14-29-0	158	3	27	1	25	0	25	2	-4	0	0	358
* Oct 17	at Miami	35	160	0	29	17	201	2	35	17-27-3	201	2	35	5	89	0	24	2	-1	0	1	361
* Oct 24	Duke																					
* Oct 31	at Boston College																					
* Nov 12	at Georgia Tech																					
* Nov 21	North Carolina																					
* Nov 28	at Virginia																					
Dec 05	ACC Championship																					
	Totals	287	1192	9	63	110	1440	14	61	110-193-8	1440	14	61	16	366	0	82	15	67	1	29	2632
	Opponent	274	1243	10	80	86	1199	9	54	86-171-7	1199	9	54	15	282	0	34	6	36	0	14	2442

GAMES: 7

AVG/RUSH: 4.2

AVG/CATCH: 13.1

PASS EFFIC: 135.32

KR AVG: 22.9

PR AVG: 4.5

ALL PURPOSE AVG/GAME: 439.6

TOTAL OFFENSE AVG/GM: 376.0

DATE	OPPONENT	TACKLES				SACKS	FUMBLE		PASS DEFENSE			BLKD KICK	PAT ATTEMPTS				SAF	PTS
		SOLO	AST	TOTAL	TFL-YDS		FF	FR-YDS	INT-YDS	QBH	BRK		KICK	RUN	RCV			
Sep 07	(1/1) Ohio State	25	34	59	4.0-5	0.0-0	1	2-0	1-0	4	3	0	3-3	0	0	0	0	24
Sep 12	Furman	26	42	68	7.0-34	3.0-26	1	1-0	2-18	5	6	0	6-6	0	0	0	0	42
Sep 19	at Purdue	33	10	43	2.0-13	2.0-13	1	1-20	2-4	0	4	1	6-6	0	0	0	0	51
Sep 26	at East Carolina	33	38	71	11.0-36	1.0-8	2	1-17	1-2	2	1	0	4-4	0	0	0	0	28
* Oct 03	Pittsburgh	41	21	62	7.0-38	4.0-35	3	1-9	0-0	4	1	1	1-1	0	0	0	0	13
* Oct 09	NC State	34	40	74	11.0-35	4.0-22	0	0-0	1-0	6	7	0	4-4	0	0	0	0	28
* Oct 17	at Miami	40	30	70	5.0-16	1.0-8	1	0-0	0-0	0	3	0	2-2	0	0	0	0	20
* Oct 24	Duke																	
* Oct 31	at Boston College																	
* Nov 12	at Georgia Tech																	
* Nov 21	North Carolina																	
* Nov 28	at Virginia																	
Dec 05	ACC Championship																	
	Totals	232	215	447	47.0-177	15.0-112	9	6-46	7-12	21	25	2	26-26	0	0	0	0	206
	Opponent	212	340	552	43.0-184	18.0-119	4	3-91	8-35	15	18	0	20-20	0	0	0	0	164

DATE	OPPONENT	PUNTING									FIELD GOALS			KICKOFFS				
		NO	YDS	AVG	LG	BLKD	TB	FC	50+	I20	ATT-MADE	LG	BLKD	NO	YDS	AVG	TB	OB
Sep 07	(1/1) Ohio State	7	302	43.1	59	0	0	2	1	3	2-1	46	0	4	260	65.0	4	0
Sep 12	Furman	4	159	39.8	47	0	1	3	0	3	2-0	0	0	7	444	63.4	6	0
Sep 19	at Purdue	5	208	41.6	51	0	2	1	2	1	4-3	46	0	10	584	58.4	4	0
Sep 26	at East Carolina	5	196	39.2	56	0	1	3	1	1	1-0	0	0	5	312	62.4	1	0
* Oct 03	Pittsburgh	5	226	45.2	49	0	0	1	0	1	2-2	48	0	4	258	64.5	3	0
* Oct 09	NC State	6	274	45.7	58	0	1	1	3	1	0-0	0	0	5	323	64.6	3	0
* Oct 17	at Miami	2	99	49.5	52	0	0	1	1	1	2-2	38	0	5	315	63.0	4	0
* Oct 24	Duke																	
* Oct 31	at Boston College																	
* Nov 12	at Georgia Tech																	
* Nov 21	North Carolina																	
* Nov 28	at Virginia																	
Dec 05	ACC Championship																	
	Totals	34	1464	43.1	59	0	5	12	8	11	13-8	48	0	40	2496	62.4	25	0
	Opponent	38	1536	40.4	69	1	4	8	3	13	10-8	49	1	34	2149	63.2	16	2

TEAM GAME-BY-GAME

OPPONENTS

DATE	OPPONENT	RUSHING				REVEIVING				PASSING				KICK RETURN				PUNT RETURN				TOT OFF
		NO.	YDS	TD	LG	NO.	YDS	TD	LG	CMP-ATT-INT	YDS	TD	LG	NO	YDS	TD	LG	NO	YDS	TD	LG	
Sep 07	(1/1) Ohio State	37	360	3	80	10	212	3	54	10-19-1	212	3	54	0	0	0	0	2	13	0	10	572
Sep 12	Furman	41	136	0	26	9	118	0	27	9-26-2	118	0	27	1	21	0	21	0	0	0	0	254
Sep 19	at Purdue	29	144	2	60	12	121	0	32	12-35-2	121	0	32	6	87	0	24	0	0	0	0	265
Sep 26	at East Carolina	43	182	3	41	14	228	2	30	14-20-1	228	2	30	4	79	0	28	0	0	0	0	410
* Oct 03	Pittsburgh	46	166	1	43	9	110	1	28	9-15-0	110	1	28	1	30	0	30	2	9	0	4	276
* Oct 09	NC State	40	157	0	24	12	113	1	24	12-25-1	113	1	24	2	54	0	34	2	14	0	14	270
* Oct 17	at Miami	39	99	1	22	19	296	2	45	19-30-0	296	2	45	1	11	0	11	0	0	0	0	395
* Oct 24	Duke																					
* Oct 31	at Boston College																					
* Nov 12	at Georgia Tech																					
* Nov 21	North Carolina																					
* Nov 28	at Virginia																					
Dec 05	ACC Championship																					
	Opponent Totals	274	1243	10	80	86	1199	9	54	86-171-7	1199	9	54	15	282	0	34	6	36	0	14	2442
	Virginia Tech	287	1192	9	63	110	1440	14	61	110-193-8	1440	14	61	16	366	0	82	15	67	1	29	2632

GAMES: 7

AVG/RUSH: 4.5

AVG/CATCH: 13.9

PASS EFFIC: 118.37

KR AVG: 18.8

PR AVG: 6.0

ALL PURPOSE AVG/GAME: 399.3

TOTAL OFFENSE AVG/GM: 348.9

DATE	OPPONENT	TACKLES				SACKS	FUMBLE		PASS DEFENSE			BLKD KICK	PAT ATTEMPTS				SAF	PTS
		SOLO	AST	TOTAL	TFL-YDS		FF	FR-YDS	INT-YDS	QBH	BRK		KICK	RUN	RCV			
Sep 07	(1/1) Ohio State	25	66	91	8.0-31	4.0-22	1	1-1	1-0	3	2	0	6-6	0	0	0	0	42
Sep 12	Furman	29	56	85	0.0-0	0.0-0	0	0-0	0-0	3	3	0	0-0	0	0	0	0	3
Sep 19	at Purdue	50	48	98	10.0-36	2.0-17	2	1-90	0-0	0	2	0	3-3	0	0	0	0	24
Sep 26	at East Carolina	27	64	91	4.0-11	1.0-6	0	0-0	1-9	2	3	0	5-5	0	0	0	0	35
* Oct 03	Pittsburgh	22	36	58	11.0-70	7.0-57	0	0-0	3-12	3	2	0	2-2	0	0	0	0	17
* Oct 09	NC State	22	44	66	4.0-11	1.0-3	0	0-0	0-0	3	3	0	1-1	0	0	0	0	13
* Oct 17	at Miami	38	24	62	6.0-25	3.0-14	1	1-0	3-14	1	3	0	3-3	0	0	0	0	30
* Oct 24	Duke																	
* Oct 31	at Boston College																	
* Nov 12	at Georgia Tech																	
* Nov 21	North Carolina																	
* Nov 28	at Virginia																	
Dec 05	ACC Championship																	
	Opponent Totals	212	340	552	43.0-184	18.0-119	4	3-91	8-35	15	18	0	20-20	0	0	0	0	164
	Virginia Tech	232	215	447	47.0-177	15.0-112	9	6-46	7-12	21	25	2	26-26	0	0	0	0	206

DATE	OPPONENT	PUNTING									FIELD GOALS			KICKOFFS				
		NO	YDS	AVG	LG	BLKD	TB	FC	50+	I20	ATT-MADE	LG	BLKD	NO	YDS	AVG	TB	OB
Sep 07	(1/1) Ohio State	3	116	38.7	45	0	0	1	0	1	1-0	0	0	7	440	62.9	2	1
Sep 12	Furman	7	255	36.4	45	0	0	3	0	3	1-1	49	0	2	110	55.0	0	0
Sep 19	at Purdue	7	296	42.3	69	1	0	1	1	1	1-1	34	0	4	255	63.8	2	0
Sep 26	at East Carolina	5	206	41.2	45	0	0	1	0	3	0-0	0	0	6	376	62.7	4	1
* Oct 03	Pittsburgh	6	233	38.8	46	0	3	0	0	0	2-1	45	1	4	259	64.8	3	0
* Oct 09	NC State	6	268	44.7	51	0	1	1	2	3	2-2	36	0	4	258	64.5	3	0
* Oct 17	at Miami	4	162	40.5	44	0	0	1	0	2	3-3	49	0	7	451	64.4	2	0
* Oct 24	Duke																	
* Oct 31	at Boston College																	
* Nov 12	at Georgia Tech																	
* Nov 21	North Carolina																	
* Nov 28	at Virginia																	
Dec 05	ACC Championship																	
	Opponent Totals	38	1536	40.4	69	1	4	8	3	13	10-8	49	1	34	2149	63.2	16	2
	Virginia Tech	34	1464	43.1	59	0	5	12	8	11	13-8	48	0	40	2496	62.4	25	0

OFFENSE GAME-BY-GAME

RUSHING	NO-YDS/TD	OSU	FURMAN	PURDUE	ECU	PITT	NCST	UM	DUKE	BC	GT	UNC	VA	ACC CG
McMillian, T TB	59-418/1	6-26/0	6-98/0	9-55/0	5-30/0	6-14/0	11-96/1	16-99/0						
Motley, B QB	82-220/3	7-17/0	4-38/1	15-24/1	19-85/1	17--14/0	9-44/0	11-26/0						
Edmunds, Trey TB	39-162/2	11-23/0	9-41/1	9-72/0	5-8/1	2-5/0	-	3-13/0						
Rogers, S FB	23-127/1	3-23/0	-	1-15/0	4-8/1	2-2/0	8-57/0	5-22/0						
Coleman, J.C. TB	37-120/1	12-43/0	3-15/0	10-46/1	7-13/0	5-3/0	-	DNP						
Lawson, D QB	14-55/1	DNP	9-51/1	4-0/0	1-4/0	DNP	-	-						
McKenzie, STB	13-50/0	DNP	5-24/0	8-26/0	DNP	DNP	DNP	DNP						
Durkin, C QB	4-25/0	DNP	4-25/0	-	-	DNP	DNP	DNP						
Ford, I WR	2-17/0	-	1-7/0	-	1-10/0	-	-	-						
Stroman, G	5-5/0	1--4/0	-	-	-	-	4-9/0	-						
Brewer, M QB	4-0/0	4-0/0	DNP	DNP	DNP	DNP	DNP	-						
TEAM	4--3/0	-	-	-	-	1--1/0	3--2/0	-						
Hughes, A.J. P	1--4/0	-	-	-	-	-	1--4/0	-						

RECEIVING	NO-YDS/TD	OSU	FURMAN	PURDUE	ECU	PITT	NCST	UM	DUKE	BC	GT	UNC	VA	ACC CG
Ford, I WR	32-497/7	3-61/1	5-77/2	6-128/0	8-95/0	2-21/0	4-39/3	4-76/1						
Phillips, C WR	25-300/1	2-4/0	5-86/0	3-26/0	3-78/0	3-20/1	5-60/0	4-26/0						
Hodges, B TE	16-248/2	-	2-48/0	3-11/2	5-73/0	2-42/0	2-33/0	2-41/0						
Malleck, R TE	11-155/2	4-48/1	2-11/0	1-40/0	2-21/1	-	-	2-35/0						
Rogers, S FB	7-89/1	3-66/1	-	2-15/0	1-6/0	1-2/0	-	-						
McMillian, T TB	11-62/1	2-5/0	2-11/0	-	1-8/0	1-6/0	2-16/0	3-16/1						
Cline, K TE	3-38/0	-	1-31/0	-	-	-	-	2-7/0						
Asante, K WR	1-13/0	-	1-13/0	-	-	-	DNP	-						
Motley, B QB	1-13/0	-	-	1-13/0	-	-	-	-						
Coleman, J.C. TB	1-10/0	-	-	-	-	-	1-10/0	DNP						
Edmunds, Trey TB	1-8/0	1-8/0	-	-	-	-	-	-						
Knowles, D WR	1-7/0	DNP	1-7/0	-	DNP	DNP	DNP	DNP						

PASSING

#9 MOTLEY, B	ATT	COMP	INT	PCT	YARDS	TD	LONG	SACK	YDS	EFFIC
Ohio State	9	4	1	44.4	36	1	17	2	13	92.5
Furman	24	16	0	66.7	233	2	46	0	0	175.7
Purdue	24	15	0	62.5	220	2	61	2	17	167.0
East Carolina	35	20	1	57.1	281	1	60	1	6	128.3
Pittsburgh	20	9	3	45.0	91	1	28	7	57	69.7
NC State	28	14	0	50.0	158	3	27	1	3	132.8
Miami (FL)	23	14	2	60.9	136	1	35	3	14	107.5
TOTALS	163	92	7	56.4	1155	11	61	16	110	129.6

#12 BREWER, M	ATT	COMP	INT	PCT	YARDS	TD	LONG	SACK	YDS	EFFIC
Ohio State	16	11	0	68.8	156	2	51	2	9	191.9
Miami (FL)	4	3	1	75.0	65	1	33	0	0	244.0
TOTALS	20	14	1	70.0	221	3	51	2	9	202.3

#2 LAWSON, D	ATT	COMP	INT	PCT	YARDS	TD	LONG	SACK	YDS	EFFIC
Furman	7	3	0	42.9	51	0	31	0	0	104.1
Purdue	1	0	0	0.0	0	0	0	0	0	0.0
NC State	1	0	0	0.0	0	0	0	0	0	0.0
TOTALS	9	3	0	33.3	51	0	31	0	0	80.9

#45 ROGERS, S	ATT	COMP	INT	PCT	YARDS	TD	LONG	SACK	YDS	EFFIC
Purdue	2	1	0	50.0	13	0	13	0	0	104.6
TOTALS	2	1	0	50.0	13	0	13	0	0	104.6

DEFENSE GAME-BY-GAME

TACKLES	UA-A	TOT	OSU	FURMAN	PURDUE	ECU	PITT	NCST	UM	DUKE	BC	GT	UNC	VA	ACC CG
Clark, C CB	37-23	60	3-6	7-6	5-0	4-1	4-5	8-2	6-3						
Clarke, D LB	23-18	41	2-0	4-3	4-1	4-1	4-5	1-6	4-2						
Alexander, A ROV	29-11	40	3-0	-	7-0	3-6	7-1	5-2	4-2						
Maddy, L DT	10-24	34	1-3	0-3	0-1	1-9	5-0	1-3	2-5						
Motuapuaka, A LB	17-10	27	1-3	1-3	DNP	DNP	5-2	1-1	9-1						
Vandyke, R OLB	12-10	22	3-2	1-5	0-1	-	-	4-1	4-1						
Ekanem, K DE	8-13	21	-	1-3	3-0	1-1	-	3-6	0-3						
Nicolas, D DE	8-12	20	1-1	0-1	1-1	2-1	1-3	1-3	2-2						
Baron, W DT	9-9	18	-	2-1	2-1	-	2-2	1-3	2-2						
Edmunds, Te ROV	8-10	18	-	0-1	1-0	0-3	4-1	2-5	1-0						
Frye, D FS	8-8	16	4-5	1-3	-	3-0	-	DNP	DNP						
Huelskamp, S LB	7-6	13	-	1-1	1-0	5-5	DNP	DNP	DNP						
Facyson, B CB	8-5	13	1-1	0-1	1-0	-	3-0	2-2	1-1						
Stroman, G CB	6-6	12	0-2	1-0	3-1	2-3	-	-	-						
Reynolds, M CB	9-3	12	1-1	-	1-0	4-0	0-1	2-0	1-1						
Riley, D FS	4-4	8	-	1-0	-	0-1	2-0	1-1	0-2						
Greene, D FS	4-3	7	1-1	3-2	-	DNP	DNP	-	-						
Fuller, K CB	3-4	7	1-1	1-3	1-0	DNP	DNP	DNP	DNP						
Marshall, C DT	3-3	6	0-2	1-0	-	2-1	-	DNP	DNP						
Mihota, V DT	0-6	6	0-2	0-2	-	-	-	-	0-2						
McKinnon, D LB	2-4	6	1-1	1-1	0-2	DNP	DNP	DNP	DNP						
Lydon, C LB	2-2	4	DNP	DNP	-	1-1	-	0-1	1-0						
Slye, J	2-2	4	1-0	-	0-1	0-1	1-0	-	-						
Dooley, S DE	0-3	3	-	0-1	-	-	-	0-2	-						
Peoples, S	0-3	3	-	-	-	0-2	-	0-1	-						
Williams, N DT	1-2	3	-	-	-	-	1-0	-	0-2						
Edmunds, Trem LB	1-2	3	-	-	1-1	0-1	-	-	-						
Shegog, A ROV	1-2	3	-	-	1-0	0-1	-	0-1	-						
Sobczak, S DT	0-2	2	0-1	-	-	DNP	DNP	-	0-1						
Conte, A	1-0	1	-	-	-	-	1-0	-	-						
Hansen, W	1-0	1	-	-	-	1-0	-	-	-						
D'Antuono, E	0-1	1	0-1	-	-	-	-	-	-						
Coleman, J.C.	0-1	1	-	-	-	-	0-1	-	DNP						
Moss, J LB	0-1	1	0-1	-	DNP	-	-	-	-						
Motley, B	1-0	1	1-0	-	-	-	-	-	-						
Newsome, D	1-0	1	-	-	-	-	DNP	1-0	-						
Banks, E CB	0-1	1	DNP	0-1	DNP	DNP	DNP	DNP	DNP						
Caleb, J	0-1	1	DNP	0-1	-	-	-	-	-						
Alleyne, J FS	1-0	1	DNP	-	1-0	-	-	-	-						
Phillips, C	1-0	1	-	-	-	-	-	-	1-0						
McMillian, T	1-0	1	-	-	-	-	1-0	-	-						
Ford, I	1-0	1	-	-	-	-	-	-	1-0						
Rogers, S	1-0	1	-	-	-	-	-	-	1-0						
Malleck, R	1-0	1	-	-	-	-	-	1-0	-						

SACKS	UA-A	TOT	OSU	FURMAN	PURDUE	ECU	PITT	NCST	UM	DUKE	BC	GT	UNC	VA	ACC CG
Clarke, D LB	2-2	3.0	-	1.0-6	-	-	1.0-3	1.0-7	-						
Baron, W DT	3-0	3.0	-	1.0-9	1.0-7	-	-	1.0-6	-						
Maddy, L DT	2-0	2.0	-	-	-	-	1.0-8	-	1.0-8						
Ekanem, K DE	1-1	1.5	-	-	-	-	-	1.5-5	-						
Motuapuaka, A LB	1-1	1.5	-	-	DNP	DNP	1.0-16	0.5-4	-						
Marshall, C DT	1-0	1.0	-	1.0-11	-	-	-	DNP	DNP						
Fuller, K CB	1-0	1.0	-	-	1.0-6	DNP	DNP	DNP	DNP						
Huelskamp, S LB	1-0	1.0	-	-	-	1.0-8	DNP	DNP	DNP						
Clark, C CB	1-0	1.0	-	-	-	-	1.0-8	-	-						

TACKLES FOR LOSS	UA-A	TOT	OSU	FURMAN	PURDUE	ECU	PITT	NCST	UM	DUKE	BC	GT	UNC	VA	ACC CG
Clarke, D LB	4-6	7.0	-	2.5-9	-	-	2.5-5	2.0-8	-						
Maddy, L DT	5-3	6.5	1.5-2	-	-	1.5-4	1.0-8	0.5-0	2.0-10						
Baron, W DT	5-2	6.0	-	2.5-13	1.0-7	-	1.0-1	1.5-7	-						
Ekanem, K DE	3-2	4.0	-	-	-	1.5-9	-	2.5-6	-						
Marshall, C DT	3-2	4.0	0.5-1	1.0-11	-	2.5-7	-	DNP	DNP						
Huelskamp, S LB	3-1	3.5	-	-	-	3.5-11	DNP	DNP	DNP						
Reynolds, M CB	3-0	3.0	-	-	-	1.0-2	-	2.0-8	-						
Motuapuaka, A LB	2-1	2.5	-	-	DNP	DNP	1.0-16	0.5-4	1.0-1						
Vandyke, R OLB	2-0	2.0	1.0-1	-	-	-	-	1.0-1	-						
Clark, C CB	1-2	2.0	0.5-0	-	-	-	1.5-8	-	-						
Nicolas, D DE	1-0	1.0	-	-	-	-	-	-	1.0-2						
Lydon, C LB	1-0	1.0	DNP	DNP	-	1.0-3	-	-	-						
Edmunds, Te ROV	1-0	1.0	-	-	-	-	-	1.0-1	-						
McKinnon, D LB	1-0	1.0	-	1.0-1	-	DNP	DNP	DNP	DNP						

RETURNS GAME-BY-GAME

PUNT RETURNS	NO-YDS	OSU	FURMAN	PURDUE	ECU	PITT	NCST	UM	DUKE	BC	GT	UNC	VA	ACC CG
Stroman, G	14-33	1-0	1-0	5-36	2-0	1-2	2--4	2--1						
Edmunds, Te	1-19	-	-	1-19	-	-	-	-						

KICK RETURNS	NO-YDS	OSU	FURMAN	PURDUE	ECU	PITT	NCST	UM	DUKE	BC	GT	UNC	VA	ACC CG
Greene, D	7-217	1-18	-	2-116	DNP	DNP	1-25	3-58						
McMillian, T	5-88	3-57	-	-	-	-	-	2-31						
Asante, K	4-61	-	2-28	-	1-17	1-16	DNP	-						

INT. RETURNS	NO-YDS	OSU	FURMAN	PURDUE	ECU	PITT	NCST	UM	DUKE	BC	GT	UNC	VA	ACC CG
Alexander, A	3--4	-	1-0	1--4	-	-	1-0	-						
Motuapuaka, A	1-18	-	1-18	DNP	DNP	-	-	-						
Frye, D	1-0	1-0	-	-	-	-	DNP	DNP						
Huelskamp, S	1-0	-	-	1-0	-	DNP	DNP	DNP						
Stroman, G	1--2	-	-	-	1--2	-	-	-						

FUMBLE RETURNS	NO-YDS	OSU	FURMAN	PURDUE	ECU	PITT	NCST	UM	DUKE	BC	GT	UNC	VA	ACC CG
Clark, C	1-20	-	-	1-20	-	-	-	-						
Reynolds, M	1-17	-	-	-	1-17	-	-	-						
Edmunds, Te	1-9	-	-	-	-	1-9	-	-						

GAMES PLAYED

NO.	NAME	GP/GS	OSU	FURMAN	PURDUE	ECU	PITT	NCST	UM	DUKE	BC	GT	UNC	VA	ACC CG
36	Alexander, A	7/5	XXX	XXX	START	START	START	START	START						
17	Alleyne, J	6/-	...	XXX	XXX	XXX	XXX	XXX	XXX						
81	Asante, K	6/-	XXX	XXX	XXX	XXX	XXX	...	XXX						
5D	Banks, E	1/-	...	XXX						
60	Baron, W	7/3	XXX	XXX	START	XXX	XXX	START	START						
21	Brainard, M	7/-	XXX	XXX	XXX	XXX	XXX	XXX	XXX						
12	Brewer, M	2/1	START	XXX						
82	Burke, X	1/-	XXX						
8	Burns, D	2/-	...	XXX	XXX						
15	Caleb, J	6/-	...	XXX	XXX	XXX	XXX	XXX	XXX						
86	Carroll, C.J.	2/-	...	XXX	XXX						
61	Chung, K	4/1	XXX	XXX	XXX	START	...						
19	Clark, C	7/7	START	START	START	START	START	START	START						
40	Clarke, D	7/7	START	START	START	START	START	START	START						
89	Cline, K	7/-	XXX	XXX	XXX	XXX	XXX	XXX	XXX						
4	Coleman, J.C.	6/4	START	START	XXX	START	START	XXX	...						
72	Conte, A	7/7	START	START	START	START	START	START	START						
59	D'Antuono, E	7/7	START	START	START	START	START	START	START						
43	Dooley, S	7/-	XXX	XXX	XXX	XXX	XXX	XXX	XXX						
13	Durkin, C	3/-	...	XXX	XXX	XXX						
55	Eberly, J	1/-	...	XXX						
22	Edmunds, Te	7/3	XXX	XXX	XXX	XXX	START	START	START						
49	Edmunds, Trem	7/-	XXX	XXX	XXX	XXX	XXX	XXX	XXX						
14	Edmunds, Trey	7/-	XXX	XXX	XXX	XXX	XXX	XXX	XXX						
40	Ekanem, K	7/7	START	START	START	START	START	START	START						
31	Facyson, B	7/7	START	START	START	START	START	START	START						
1	Ford, I	7/7	START	START	START	START	START	START	START						
26	Frye, D	5/2	START	START	XXX	XXX	XXX						
11	Fuller, K	3/3	START	START	START						
33	Galante, J	5/-	...	XXX	...	XXX	XXX	XXX	XXX						
64	Gallo, E	7/7	START	START	START	START	START	START	START						
23	Greene, D	5/-	XXX	XXX	XXX	XXX	XXX						
77	Hansen, W	7/7	START	START	START	START	START	START	START						
93	Haynes, J	7/-	XXX	XXX	XXX	XXX	XXX	XXX	XXX						
7	Hodges, B	7/7	START	START	START	START	START	START	START						
56	Huelskamp, S	4/2	XXX	XXX	START	START						
27	Hughes, A.J.	7/7	START	START	START	START	START	START	START						
29	Jones, G	6/-	XXX	XXX	...	XXX	XXX	XXX	XXX						
80	Knowles, D	2/-	...	XXX	XXX						
2Q	Lawson, D	5/-	...	XXX	XXX	XXX	...	XXX	XXX						
44	Lydon, C	5/-	XXX	XXX	XXX	XXX	XXX						
92	Maddy, L	7/7	START	START	START	START	START	START	START						
88	Malleck, R	7/7	START	START	START	START	START	START	START						
96	Marshall, C	5/3	XXX	START	XXX	START	START						
28	McKenzie, S	2/-	...	XXX	XXX						
38	McKinnon, D	3/-	XXX	XXX	XXX						
71	McLaughlin, J	7/7	START	START	START	START	START	START	START						
34	McMillian, T	7/2	XXX	XXX	START	XXX	XXX	XXX	START						
83	Meyer, C	6/-	XXX	XXX	XXX	XXX	XXX	XXX	...						
99	Mihota, V	7/-	XXX	XXX	XXX	XXX	XXX	XXX	XXX						
18	Minor, R	3/-	XXX	XXX	XXX						
66	Mitchell, B	1/-	...	XXX						
50	Moss, J	6/-	XXX	XXX	...	XXX	XXX	XXX	XXX						
9	Motley, B	7/6	XXX	START	START	START	START	START	START						
54	Motuapuaka, A	5/5	START	START	START	START	START						
20	Newsome, D	6/-	XXX	XXX	XXX	XXX	...	XXX	XXX						
90	Nicolas, D	7/7	START	START	START	START	START	START	START						
69	Nijman, Y	7/-	XXX	XXX	XXX	XXX	XXX	XXX	XXX						
67	Osterloh, P	7/-	XXX	XXX	XXX	XXX	XXX	XXX	XXX						
32	Peoples, S	7/-	XXX	XXX	XXX	XXX	XXX	XXX	XXX						
58	Pettit, C	1/-	...	XXX						
74	Pfaff, B	2/-	...	XXX	XXX						
5	Phillips, C	7/5	START	START	XXX	START	START	XXX	START						
52	Redman, D	7/-	XXX	XXX	XXX	XXX	XXX	XXX	XXX						
6	Reynolds, M	7/1	XXX	XXX	XXX	START	XXX	XXX	XXX						
2	Riley, D	7/-	XXX	XXX	XXX	XXX	XXX	XXX	XXX						
45	Rogers, S	7/2	XXX	XXX	START	XXX	XXX	START	XXX						
35	Santamaria, M	2/-	...	XXX	XXX						
24	Shegog, A	7/-	XXX	XXX	XXX	XXX	XXX	XXX	XXX						
46	Slye, J	7/7	START	START	START	START	START	START	START						
75	Smith, A	3/-	XXX	XXX	XXX						
91	Sobczak, S	5/-	XXX	XXX	XXX	XXX	XXX						
3	Stroman, G	7/4	START	XXX	START	START	XXX	START	XXX						
87	Taylor, C	2/-	...	XXX	XXX						
47	Taylor, Q	1/-	...	XXX						
57	Teller, W	7/6	START	START	START	START	START	XXX	START						
37	Vandyke, R	7/5	START	START	XXX	XXX	START	START	START						
41	Willenbrock, J	5/-	XXX	XXX	XXX	XXX	XXX						
2D	Williams, C	1/-	...	XXX						
95	Williams, N	7/-	XXX	XXX	XXX	XXX	XXX	XXX	XXX						
53	Young, T	3/-	XXX	XXX	XXX						

BY-QUARTER STATISTIC

3RD-DOWN CONVERSIONS

DATE	OPPONENT		SCORE	OVERALL	1ST QTR	2ND QTR	3RD QTR	4TH QTR	OT QTR
Sep 07	(1/1) Ohio State	L	24-42	8-17 47.1%	2-5 40.0%	3-5 60.0%	2-4 50.0%	1-3 33.3%	
Sep 12	Furman	W	42-3	4-12 33.3%	0-3 0.0%	1-4 25.0%	1-1 100.0%	2-4 50.0%	
Sep 19	at Purdue	W	51-24	7-16 43.8%	1-3 33.3%	2-3 66.7%	1-4 25.0%	3-6 50.0%	
Sep 26	at East Carolina	L	28-35	6-16 37.5%	1-3 33.3%	2-6 33.3%	2-4 50.0%	1-3 33.3%	
* Oct 03	Pittsburgh	L	13-17	4-13 30.8%	1-3 33.3%	1-3 33.3%	1-3 33.3%	1-4 25.0%	
* Oct 09	NC State	W	28-13	5-12 41.7%	0-3 0.0%	3-3 100.0%	1-3 33.3%	1-3 33.3%	
* Oct 17	at Miami	L	20-30	3-10 30.0%	1-2 50.0%	0-3 0.0%	1-3 33.3%	1-2 50.0%	
* Oct 24	Duke								
* Oct 31	at Boston College								
* Nov 12	at Georgia Tech								
* Nov 21	North Carolina								
* Nov 28	at Virginia								
Dec 05	ACC Championship								
	Virginia Tech			37-96 38.5%	6-22 27.3%	12-27 44.4%	9-22 40.9%	10-25 40.0%	0-0 0.0%
	Opponents			32-98 32.7%	11-24 45.8%	10-26 38.5%	7-24 29.2%	4-24 16.7%	0-0 0.0%

4TH-DOWN CONVERSIONS

DATE	OPPONENT		SCORE	OVERALL	1ST QTR	2ND QTR	3RD QTR	4TH QTR	OT QTR
Sep 07	(1/1) Ohio State	L	24-42	0-0 0.0%	0-0 0.0%	0-0 0.0%	0-0 0.0%	0-0 0.0%	
Sep 12	Furman	W	42-3	2-2 100.0%	0-0 0.0%	1-1 100.0%	0-0 0.0%	1-1 100.0%	
Sep 19	at Purdue	W	51-24	0-1 0.0%	0-0 0.0%	0-0 0.0%	0-0 0.0%	0-1 0.0%	
Sep 26	at East Carolina	L	28-35	2-3 66.7%	1-1 100.0%	1-1 100.0%	0-0 0.0%	0-1 0.0%	
* Oct 03	Pittsburgh	L	13-17	0-1 0.0%	0-0 0.0%	0-0 0.0%	0-0 0.0%	0-1 0.0%	
* Oct 09	NC State	W	28-13	0-1 0.0%	0-0 0.0%	0-0 0.0%	0-0 0.0%	0-1 0.0%	
* Oct 17	at Miami	L	20-30	1-2 50.0%	0-0 0.0%	1-1 100.0%	0-1 0.0%	0-0 0.0%	
* Oct 24	Duke								
* Oct 31	at Boston College								
* Nov 12	at Georgia Tech								
* Nov 21	North Carolina								
* Nov 28	at Virginia								
Dec 05	ACC Championship								
	Virginia Tech			5-10 50.0%	1-1 100.0%	3-3 100.0%	0-1 0.0%	1-5 20.0%	0-0 0.0%
	Opponents			7-13 53.8%	1-1 100.0%	1-2 50.0%	1-1 100.0%	4-9 44.4%	0-0 0.0%

TIME OF POSSESSION

DATE	OPPONENT		SCORE	OVERALL	1ST QTR	2ND QTR	3RD QTR	4TH QTR	OT QTR
Sep 07	(1/1) Ohio State	L	24-42	32:52	7:25	10:22	8:03	7:02	
Sep 12	Furman	W	42-3	29:22	6:21	6:32	7:01	9:28	
Sep 19	at Purdue	W	51-24	38:11	7:19	9:48	9:26	11:38	
Sep 26	at East Carolina	L	28-35	33:10	7:28	9:38	7:30	8:34	
* Oct 03	Pittsburgh	L	13-17	26:00	7:47	6:14	7:29	4:30	
* Oct 09	NC State	W	28-13	27:13	4:24	9:54	6:12	6:43	
* Oct 17	at Miami	L	20-30	27:52	7:41	5:02	9:06	6:03	
* Oct 24	Duke								
* Oct 31	at Boston College								
* Nov 12	at Georgia Tech								
* Nov 21	North Carolina								
* Nov 28	at Virginia								
Dec 05	ACC Championship								
	Virginia Tech	Total		214:40	48:25	57:30	54:47	53:58	0:00
		Avg.		30:40	6:55	8:12	7:49	7:42	0:00
	Opponents	Total		205:20	56:35	47:30	50:13	51:02	0:00
		Avg.		29:20	8:05	6:47	7:10	7:17	0:00

Virginia Tech - 2015-16 Football Ranking Summary thru games 10/17/2015

Statistic	National Rank	Conference Rank	Value	National Leader	Value	Conference Leader	Value
3rd Down Conversion Pct (127 ranked)	74	10	0.385	TCU	0.558	North Carolina	0.507
3rd Down Conversion Pct Defense (127 ranked)	33	8	0.327	Michigan	0.196	Clemson	0.200
4th Down Conversion Pct (127 ranked)	64	9	0.500	4 teams tied	1.000	Clemson	0.800
4th Down Conversion Pct Defense (126 ranked)	75	10	0.538	North Carolina St. Arkansas St.	0.000 0.000	North Carolina St.	0.000
Blocked Kicks (42 ranked)	13	2	2	Indiana	4	Pittsburgh	3
Blocked Kicks Allowed (126 ranked)	1	1	0	51 teams tied	0	7 teams tied	0
Blocked Punts (16 ranked)	16	3	1	Ga. Southern	3	Boston College Georgia Tech	2 2
Blocked Punts Allowed (122 ranked)	1	1	0	84 teams tied	0	10 teams tied	0
Completion Percentage (127 ranked)	89	10	0.570	Western Ky.	0.745	Florida St.	0.681
Defensive TDs (16 ranked)	16	2	2	Buffalo Alabama	4 4	Syracuse	3
Fewest Penalties (126 ranked)	121	14	58	Georgia Tech	21	Georgia Tech	21
Fewest Penalties Per Game (127 ranked)	114	14	8.29	Georgia Tech	3.00	Georgia Tech	3.00
Fewest Penalty Yards (127 ranked)	114	14	497	Georgia Tech Navy	202 202	Georgia Tech	202
Fewest Penalty Yards Per Game (127 ranked)	103	14	71.00	Georgia Tech	28.86	Georgia Tech	28.86
First Downs Defense (127 ranked)	43	9	118	Duke	79	Duke	79
First Downs Offense (127 ranked)	58	4	136	Bowling Green	211	Georgia Tech	149
Fumbles Lost (127 ranked)	30	4	3	UCLA	0	Florida St. North Carolina Miami (FL)	1 1 1
Fumbles Recovered (121 ranked)	23	2	6	Utah St.	10	Georgia Tech	7
Kickoff Return Defense (127 ranked)	30	4	18.80	Ga. Southern	14.55	Florida St.	17.00
Kickoff Returns (127 ranked)	45	8	22.88	Tennessee	37.25	Duke	28.50
Net Punting (127 ranked)	36	6	39.06	Baylor	45.33	Wake Forest	42.07
Passes Had Intercepted (127 ranked)	100	10	8	Mississippi St. Florida St. LSU	0 0 0	Florida St.	0
Passes Intercepted (121 ranked)	34	3	7	4 teams tied	13	Miami (FL)	11
Passing Offense (127 ranked)	82	9	205.7	Bowling Green	432.0	Miami (FL)	307.5
Passing Yards Allowed (127 ranked)	17	8	171.3	San Jose St.	121.0	Duke	131.2
Passing Yards per Completion (127 ranked)	40	4	13.09	Army West Point	22.84	Georgia Tech	18.00
Punt Return Defense (127 ranked)	39	8	6.00	Northwestern	-1.60	North Carolina	0.00
Punt Returns (127 ranked)	104	11	4.47	Virginia Texas St.	26.00 26.00	Virginia	26.00
Red Zone Defense (126 ranked)	67	8	0.833	Appalachian St.	0.214	Duke	0.714
Red Zone Offense (127 ranked)	63	9	0.846	Idaho	1.000	Virginia	0.933
Rushing Defense (127 ranked)	83	12	177.6	Boston College	51.7	Boston College	51.7
Rushing Offense (127 ranked)	65	8	170.3	Ga. Southern	399.0	Georgia Tech	286.6
Sacks Allowed (127 ranked)	92	11	2.57	Air Force Toledo	0.00 0.00	Duke	0.67
Scoring Defense (127 ranked)	48	10	23.4	Michigan	9.3	Duke	9.3
Scoring Offense (127 ranked)	67	9	29.4	Baylor	63.8	North Carolina	40.5
Tackles for Loss Allowed (127 ranked)	67	7	6.14	Toledo	2.67	Miami (FL)	3.17
Team Passing Efficiency (127 ranked)	59	9	135.32	Baylor	215.04	North Carolina	168.28
Team Passing Efficiency Defense (127 ranked)	41	7	118.37	Michigan	85.43	Duke	89.52
Team Sacks (127 ranked)	56	8	2.14	Oklahoma St.	4.17	Pittsburgh	3.67
Team Tackles for Loss (127 ranked)	43	7	6.7	Arizona St.	9.9	Clemson	9.3
Time of Possession (127 ranked)	54	8	30:40	North Carolina St.	36:07	North Carolina St.	36:07
Total Defense (127 ranked)	33	8	348.9	Boston College	196.3	Boston College	196.3
Total Offense (127 ranked)	88	9	376.0	Baylor	719.7	North Carolina	482.2
Turnover Margin (127 ranked)	50	5	0.29	Miami (FL)	2.17	Miami (FL)	2.17
Turnovers Gained (127 ranked)	27	2	13	California	21	Miami (FL)	15
Turnovers Lost (127 ranked)	77	10	11	Florida St.	1	Florida St.	1
Winning Percentage (124 ranked)	78	9	0.429	14 teams tied	1.000	Clemson Florida St.	1.000 1.000

Statistic	Player	National Rank	Conference Rank	Value	National Leader	Value	Conference Leader	Value
All Purpose (200 ranked)	Travon McMillian	169	14	81.14	Christian McCaffrey, Stanford	253.00	Dalvin Cook, Florida St.	181.00
Blocked Kicks (1 ranked)					10 players tied	2	Matt Milano, Boston College Chris Milton, Georgia Tech	2 2
Combined Kick Returns (200 ranked)					William Likely, Maryland	665	Brisly Estime, Syracuse	548
Completion Percentage (110 ranked)	Brenden Motley	88	11	0.564	Brandon Doughty, Western Ky.	0.741	Jacoby Brissett, North Carolina St.	0.689
Completions Per Game (100 ranked)	Brenden Motley	88	9	13.14	Luke Falk, Washington St.	39.17	Brad Kaaya, Miami (FL)	22.33
Field Goal Percentage (110 ranked)	Joey Slye	79	6	0.667	7 players tied	1.000	Ross Martin, Duke	1.000
Field Goals Per Game (131 ranked)	Joey Slye	61	8	1.14	Michael Badgley, Miami (FL)	2.67	Michael Badgley, Miami (FL)	2.67
Forced Fumbles (78 ranked)					Carl Nassib, Penn St.	0.71	4 players tied	0.50
Fumbles Recovered (52 ranked)	Mook Reynolds Chuck Clark Terrell Edmunds Anthony Shegog Ronny Vandyke	6 52 52 52 52	1 7 7 7 7	2 1 1 1 1	Kyler Fackrell, Utah St.	4	6 players tied	2
Interceptions Per Game (150 ranked)	Adonis Alexander	35	4	0.4	Shawun Lurry, Northern Ill.	1.0	Artie Burns, Miami (FL)	0.8
Kickoff Return TDs (5 ranked)					4 players tied	2	Devon Edwards, Duke	2
Kickoff Returns (98 ranked)					Evan Berry, Tennessee	39.3	Kermit Whitfield, Florida St.	30.0
Passes Defended (41 ranked)					Shawun Lurry, Northern Ill.	2.6	M.J. Stewart, North Carolina	1.4
Passing Efficiency (110 ranked)	Brenden Motley	70	11	129.6	Seth Russell, Baylor	210.0	Eric Dungey, Syracuse	167.1
Passing TDs (119 ranked)	Brenden Motley	31	2	11	Seth Russell, Baylor	27	Deshaun Watson, Clemson	14
Passing Yards (130 ranked)	Brenden Motley	74	6	1,155	Matt Johnson, Bowling Green	2,891	Brad Kaaya, Miami (FL)	1,795
Passing Yards Per Game (130 ranked)	Brenden Motley	83	9	165.0	Matt Johnson, Bowling Green	413.0	Brad Kaaya, Miami (FL)	299.2
Passing Yards per Completion (110 ranked)	Brenden Motley	45	6	12.55	Seth Russell, Baylor	18.51	Justin Thomas, Georgia Tech	17.54
Points Responsible For (198 ranked)	Brenden Motley Joey Slye	31 193	4 23	84 47	Seth Russell, Baylor	192	Deshaun Watson, Clemson	96
Points Responsible For Per Game (194 ranked)	Brenden Motley	48	6	12.0	Seth Russell, Baylor	32.0	Deshaun Watson, Clemson	16.0
Punt Return TDs (3 ranked)	Anthony Shegog	3	1	1	Christian Kirk, Texas A&M William Likely, Maryland	2 2	6 players tied	1
Punt Returns (67 ranked)	Greg Stroman	65	11	2.4	Christian Kirk, Texas A&M	25.1	Brisly Estime, Syracuse	21.8
Punting (102 ranked)	A.J. Hughes	38	6	43.1	Michael Carrizosa, San Jose St.	50.2	Nicholas Conte, Virginia	46.4
Receiving TDs (164 ranked)	Isaiah Ford Bucky Hodges Ryan Malleck	10 164 164	1 18 18	7 2 2	Corey Coleman, Baylor	16	Isaiah Ford, Virginia Tech	7
Receiving Yards (198 ranked)	Isaiah Ford Cam Phillips	43 167	1 14	497 300	Josh Doctson, TCU	1,067	Isaiah Ford, Virginia Tech	497
Receiving Yards Per Game (200 ranked)	Isaiah Ford	59	4	71.0	Josh Doctson, TCU	152.4	Tyler Boyd, Pittsburgh	79.2
Receptions Per Game (200 ranked)	Isaiah Ford Cam Phillips	87 159	10 17	4.6 3.6	Tajae Sharpe, Massachusetts	10.8	Tyler Boyd, Pittsburgh	8.2
Rush Yards Per Carry (159 ranked)	Brenden Motley	152	16	2.68	Matt Breida, Ga. Southern	10.29	Dalvin Cook, Florida St.	8.68
Rushing TDs (145 ranked)	Brenden Motley	145	17	3	Leonard Fournette, LSU Greg Ward, Jr., Houston	14 14	Dalvin Cook, Florida St. Matt Dayes, North Carolina St.	10 10
Rushing Yards (199 ranked)	Travon McMillian	100	9	418	Leonard Fournette, LSU	1,202	Dalvin Cook, Florida St.	955
Rushing Yards Per Game (198 ranked)	Travon McMillian	119	10	59.7	Leonard Fournette, LSU	200.3	Dalvin Cook, Florida St.	159.2
Sacks (80 ranked)					Carl Nassib, Penn St.	1.64	Ron Thompson, Syracuse Micah Kiser, Virginia	0.83 0.83
Scoring (186 ranked)	Joey Slye Isaiah Ford	120 137	12 16	6.7 6.0	Corey Coleman, Baylor	16.0	Michael Badgley, Miami (FL)	11.7
Solo Tackles (59 ranked)	Chuck Clark	38	3	5.3	Elandon Roberts, Houston	8.3	Micah Kiser, Virginia	6.3
Tackles For Loss (58 ranked)					Carl Nassib, Penn St.	2.2	Jeremy Cash, Duke	1.9
Total Interceptions (47 ranked)	Adonis Alexander	18	2	3	Shawun Lurry, Northern Ill.	7	Artie Burns, Miami (FL)	5
Total Offense (200 ranked)	Brenden Motley	80	10	196.4	Matt Johnson, Bowling Green	428.3	Brad Kaaya, Miami (FL)	291.5
Total Tackles (149 ranked)	Chuck Clark	52	2	8.6	Kentrell Brothers, Missouri	13.0	Micah Kiser, Virginia	10.2
Yards per Pass Attempt (110 ranked)	Brenden Motley	73	11	7.09	Seth Russell, Baylor	11.70	Eric Dungey, Syracuse	8.80
Yards per Reception (200 ranked)	Isaiah Ford Bucky Hodges	80 82	5 6	15.53 15.50	Josh Magee, South Ala.	28.71	Ricky Jeune, Georgia Tech	20.43

DUKE MEDIA SCHEDULE

MONDAY 19	TUESDAY 20	WEDNESDAY 21	THURSDAY 22	FRIDAY 23	SATURDAY 24	SUNDAY 24
Press Luncheon 12-1:30 p.m. Selected players along with Coach Frank Beamer and additional asst. coaches	Media Interviews Approximately 6:15 p.m. DC Bud Foster, requested asst. coaches, and offensive and defensive players	ACC Teleconference Beamer at 11:40 a.m.	No availability	No availability	GAME DAY 3:30 p.m. ET Duke at Virginia Tech	No availability
				No availability	Postgame Coaches Beamer, Foster, Loeffler and selected players	

VIRGINIA TECH MEDIA INFORMATION

MONDAY - PRESS LUNCHEON

Mondays, media members are invited to the Shott Media Center, which is located on the bottom level of the South End Zone, to take part in a joint press conference with selected players, Coach Frank Beamer and additional assistant coaches in the home interview room. A light lunch is served at noon with the interviews normally beginning at 12:30 p.m., with Coach Beamer being at the podium at approximately 1 p.m. The players and coaches who come to Monday's media luncheon will not be available post-practice on Tuesday.

A video feed of the press conference is available for free, both live and archived, on hokiesports.com. Media may watch this feed outside of the Shott Media Center, but can not ask questions.

Media may ONLY park in the softball/track lot without a visitor's pass. Tickets will be the responsibility of the offender.

TUESDAY - MEDIA INTERVIEWS

Tuesdays, offensive and defensive players along with assistant coaches will be available post practice. These interviews will take place outside the Veatch Family Lounge at approximately 6:15 p.m. Most weeks, defensive coordinator Bud Foster is available this day and will speak first for 10 minutes and then the coaches and players will be available for 20 minutes after that.

Media are asked to wait in the basketball work area located in Cassell Coliseum until a member of the Strategic Communications staff brings the media members to the lounge area.

Media coming for campus for post-practice interviews do not need a visitor's parking pass (after 5 p.m.). If members plan to come on campus during normal business hours (8 a.m. to 5 p.m.), they must stop at the Visitor's Center and get a parking pass. Tickets will be the responsibility of the offender.

WEDNESDAY - ACC TELECONFERENCE

The ACC football coaches will be featured on a weekly teleconference, beginning Wednesday, Aug. 27 and continuing each Wednesday until Nov. 25. Each coach will be available for 10 minutes, with Coach Frank Beamer scheduled to start at 11:40.

Members of the media can secure the number by contacting the ACC office at (336) 851-6062

ACC VIDEO CLIP SERVICE

ACC Advanced Media will utilize the ACC Video Clip Service (AVCS) to provide football highlights and press conference excerpts to broadcast media across the conference footprint. This service will provide video content to media outlets in a more timely fashion, in an easy to access and download format, at no cost. To register for the AVCS contact Scott McBurney, Assistant Commissioner/ACC Advanced Media, at smcburney@theacc.org or call 336.369.4646.

WWW.HOKIESPORTS.COM

The official web site of Virginia Tech athletics is home to all the football knowledge you need. Schedules, results, rosters, bios, stats, general releases and game notes can be found here and are always up to date. The Gameday section (only available for home games) has live stats, radio and television coverage information and other pertinent information.

HOKIESPORTS.COM/MEDIA

This media-only, password-protected web site is designed to make the media's job easier. Here you will find high-resolution, color head shots of every Tech football player and coach available to download, along with logos and other information.

HOKIESPORTS.COM/MEDIA/CREDENTIALS

Tech's online site to request single-game press box or photo credentials. No email requests please!

WWW.THEACC.COM

Updated standings, results, schedules, stats and notes are on the site each week during the season.

WWW.COLLEGEPRESSBOX.COM

collegepressbox.com is the official media web site for ACC football. Access and download weekly game notes, quotes, stats, media guides and more for the conference and each of its 12 member schools. Login information will be distributed to accredited media or you can apply for a password by sending an e-mail to password@collegepressbox.com.

WHO TO CONTACT

STRATEGIC COMMUNICATIONS OFFICE

21 Beamer Way
 Room 460, Jamerson Athletic Center
 Blacksburg, Va. 24061
 Office: (540) 231-6726 • Fax: (540) 231-6984

Virginia Tech Football Contacts

Requests for Coaches, Players, Credentials

Associate AD, Strategic Communications

Pete Moris

540.231.9965 | morisvt@vt.edu

Assistant Director, Strategic Communications

Marc Mullen

540.231.1894 | marcm@vt.edu

Strategic Communications Assistant

Evan Nicely

540.231.1494 | enically@vt.edu

Requests for Photographs

Director, Photography and Design

Dave Knachel

540.231.1838 | dknachel@vt.edu

Requests for Virginia Tech Radio

Assistant Director of Broadcast Services

Andrew Allegretta

540.961.7604 ext. 5 | andrew.allegretta@img.com

VIRGINIA TECH FOOTBALL ON SOCIAL MEDIA



FACEBOOK

facebook.com/hokiesports



TWITTER

@VT_Football



INSTAGRAM

[vthokiefootball](https://www.instagram.com/vthokiefootball)



SNAPCHAT

vtfootball