

VIRGINIA TECH FOOTBALL

BEAMER WAY

#LUNCHPAILD LEADS POWER 5 SINCE 1996 IN SACKS (729.0) & INTS (333) | 100% GRAD RATE OF SENIORS SINCE 2012 | STRONG TOGETHER

2015 SCHEDULE

Date	Opponent	Time/Res.	TV
9/7	OHIO STATE	L 24-42	ESPN
9/12	FURMAN	W 42-3	ESPN3
9/19	at Purdue	W 51-24	ESPNU
9/26	at East Carolina	L 28-35	ABC/ESPN2
10/3	PITTSBURGH	NOON	FOXSouth
10/9	NC STATE	8 p.m.	ESPN
10/17	at Miami	TBA	TBA
10/24	DUKE	TBA	TBA
10/31	at Boston College	TBA	TBA
11/12	at Georgia Tech	7:30 p.m.	ESPN
11/21	NORTH CAROLINA	TBA	TBA
11/28	at Virginia	TBA	TBA
12/5	ACC Championship	TBA	TBA

All times Eastern, home games in all caps
VIRGINIA TECH (2-2, 0-0 ACC)
HOKIES
GAME AT A GLANCE

Date: Saturday, Oct. 3, 2015
Time: Noon ET
Location: Blacksburg, Va.
Venue: Lane Stadium (65,632)
Surface: Natural
Series: Virginia Tech leads 8-6
Last: Pitt won 21-16 (10/16/14)

DID YOU KNOW?

Frank Beamer has been Virginia Tech's head coach for all 14 games in this series with Tech winning seven of the first eight meetings. Despite the two campuses being separated by approximately 325 miles, the first VT-Pitt contest came on Sept. 11, 1993.


PITTSBURGH (2-1, 0-0 ACC)
PANTHERS
NO PASSING ZONE

In Tech's last three games, opponents have completed 35 of 81 passes (43.2%) for 467 yards with two TDs and five INTs, numbers that translate into an 87.4 rating. VT has registered 6.0 sacks in those three games. Dating back to 1996 when Bud Foster took over sole possession of the defensive coordinator duties for Tech, the Hokies are 86-8 (.915) in multi-INT games. Over that span, no Power Five team owns more INTs (333) or INT return TDs (44) than Tech.

KICKSTART MY HEART

QB Brenden Motley (aka @MotleyKrewwww) is seeking to register his third win in his four regular season starts. Motley has completed 51 of 83 passes (61.4%) for 734 yards with four TDs and no INTs in his first two starts, good for a 155.1 rating. He's also accounted for 147 yards and three TDs on the ground.

QB BRENDEN MOTLEY AS VT'S STARTER

Opp.	Att-Comp	Yds	TD/INT	Rate	Rush
Furman	16-24 (66.7%)	233	2/0	175.7	4-38, 1 TD
@ Purdue	15-24 (62.5%)	220	2/0	174.3	15-24, 1 TD
@ ECU	20-35 (57.1%)	281	1/1	128.3	19-85, 1 TD
Totals	51-83 (61.4%)	734	5/1	155.1	38-147, 3 TDs

BUILT FORD TOUGH

WR Isaiah Ford owns 19 receptions for 300 yards with two TDs (15.8 ypc) the past three weeks, including a career-high 128-yard performance at Purdue (9/19). Ford has 1,070 career receiving yards, becoming the fastest player to 1,000 yards in the Beamer era, doing it in 17 games. Ford leads the ACC in total rec. yards (361), is second in the ACC in ypg (90.2) and is tied for second in total catches (22).

ACC LEADERS, REC. YARDS PER GAME

Player	Team	YPG	Rec-Yds	YPC
1. R. Scott	Miami	91.0	18-273	15.2
2. I. Ford	VT	90.2	22-361	16.4
3. C. Severin	UVA	74.5	23-298	13.0

TIS BETTER TO TAKE

Virginia Tech is tied for second among Power Five clubs with 11 total takeaways in 2015. The Hokies are tied for third among Power Five squads in turnover differential at +7 (11 takes/4 gives). Dating back to 1996, only USC (564) and Florida State (542) have forced more turnovers among FBS squads than Virginia Tech (538).

POWER FIVE LEADERS, TOTAL TAKEAWAYS

No.	Team	Differential
1. 14	California	+6 (14 takes/8 gives)
2. 11	Virginia Tech	+7 (11 takes/4 gives)
	West Virginia	+9 (11 takes/2 gives)
	Utah	+7 (11 takes/4 gives)

Virginia Tech Opens ACC Schedule with Pitt as Hokies Begin 12th ACC Campaign

- Since joining the ACC in 2004, Virginia Tech is 9-2 (.818) in its opening ACC home game.
- Tech owns a 32-12 (.727) ACC home record, including a 27-4 (.871) mark when holding foes to 20 points or fewer.
- VT has won 10 of its last 11 ACC home games when limiting its opponent to 20 points or fewer.
- VT's defense has allowed one TD in the second quarter, outscoring opponents by a 38-17 margin in that period.
- Since joining the ACC in 2013, Pitt is 7-9 in conference play (4-4 on the road) and is 6-6 overall on the road over that span.
- The Panthers have been held to 24 points or fewer in five of those six road losses (avg. score in six losses - 25.8 to 19.7)
- Virginia Tech is coming off a 35-28 loss at East Carolina (9/26). Pitt enjoyed a bye following a 27-24 loss at Iowa (9/19).
- The Hokies are 21-11 (.656) in ACC play during the month of October.

Hokies Seek to Maintain Homefield Advantage at Lane Stadium

- Dating back to 1995, Virginia Tech is 106-24 (.816) at Lane Stadium. VT is sixth in the ACC in scoring at 36.2 ppg.
- VT is 17-1 (.944) at home vs. the ACC when scoring 30+ points. Pitt has lost 11 of its last 13 on the road when allowing 30+ points.
- VT is 89-1 (.989) when allowing 10 points or fewer since 1996. Pitt has lost 17 straight games when scoring 10 points or fewer.
- The Hokies are 49-5 (.907) dating back to 2004 when holding ACC foes to 17 points or fewer.
- VT has averaged 497.7 yards per game of total offense the past three weeks and ranks fourth the ACC overall at 453.2 ypg.
- The Hokies are seeking a fourth straight game with 400+ yards of total offense. VT had five such games in total in 2015.
- The Hokies are 28-5 (.848) overall and 11-2 (.846) at home in ACC play with 400+ net yards of total offense.
- Pitt has lost five of its last seven games when allowing 400 or more net yards of total offense.
- VT ranks second in the ACC in time of possession (33:23), trailing only NC State (39:15).

#SACKSburg is a "No Passing Zone," Virginia Tech Already +7 in Turnover Differential

- VT is +7 (11 takes/4 gives) in turnover margin to tie for third among Power Five squads. Pitt is -3 (2 takes/5 gives) carry.
- Since the start of the 2000 campaign, VT is 33-3 (.917) when it doesn't commit a turnover.
- Dating back to 1996, no FBS program has recorded more sacks (729.0) or INTs (333) than Virginia Tech.
- VT is 58-7 (.892) at home over that span with 3.0 or more sacks. VT had 8.0 sacks in a 29-13 win vs. Pitt (10/12/13).
- Pitt is -13.0 in sack differential in its six road losses dating back to 2013 (21.0 sacks allowed/8.0 sacks on defense).
- Dating back to a 33-13 win vs. FSU (11/10/07), VT is 15-1 (.938) at home when forcing two or more INTs.
- Pitt has lost five straight road games when throwing two or more INTs, including a 27-24 loss at Iowa (9/19).
- VT is tied for the ACC lead with five opp. fumble recoveries, while ranking third with six INTs.
- CB Mook Reynolds leads the ACC with two opponent FRs. LB Adonis Alexander is tied for third with two INTs.

Hokies Among ACC Leaders, Hokies Play Two Games in Six Days at Lane Stadium

- QB Brenden Motley ranks sixth in the ACC in both passer rating (147.3) and total offense (233.5 ypg).
- Motley is tied for third in the ACC with six TD passes. Only UVA's Matt Johns (8) and Clemson's Deshaun Watson (7) have more.
- Motley is tied for fourth in the ACC with a 6.6 TD pct and is fourth with a 2.2 INT pct.
- P A.J. Hughes ranks ninth in the ACC with a 41.8-yard average and is fourth with eight punts inside the 20.
- S Chuck Clark is tied for eighth in the ACC, averaging 8.0 tackles per game. He leads VT with 32 total tackles (19 solo).
- DT Woody Baron is tied for eighth in the ACC with 2.0 sacks. DT Corey Marshall has a team-high 4.0 TFLs.
- Eleven different Virginia Tech defensive players have at least one TFL.
- Virginia Tech faces a short week following the Pitt contest with a Friday night home game vs. NC State (10/9).

STACKING UP THE ACC COASTAL RACE

The Hokies enter conference play seeking their fifth ACC title under Frank Beamer. Here's a snapshot of the ACC Coastal squads.

Team	ACC Titles		2015	
	Since 2004	Consecutive Bowl Games	PPG	Turnovers
Virginia Tech	4	22	36.5-26.0	+7 (11/4)
Duke	0	3	34.0-11.5	-3 (5/8)
Miami	0	5	41.7-17.7	+8 (10/2)
UNC	0	7	38.8-14.8	Even (5/5)
Pitt	0	5	31.0-23.7	-3 (2/5)
Ga. Tech	0*	18	44.0-20.0	+5 (10/5)
Virginia	0	0	23.0-38.2	-9 (0/9)

*2009 title vacated by the NCAA

SMASHMOUTH HOKIES

Over the last three games VT has racked up 695 rushing yards, averaging 231.7 ypg and 5.0 yards per carry. Opponents have posted only 462 net rushing yards over that stretch, meaning Tech has outgained its foes by an average of 77.7 ypg. Pitt has been outgained on the ground by a 188.0-104.8 ypg margin in its six road losses dating back to 2013.

TECH RUSHING STATS, LAST THREE GAMES

Opp.	VT Rushing	Opp. Rushing	Differential
Furman	41-299, 3 TDs	41-136, 0 TDs	+163
@ Purdue	56-276, 2 TDs	29-144, 2 TDs	+132
@ ECU	42-158, 3 TDs	43-182, 3 TDs	-24
Totals	139-733, 8 TDs	113-462, 5 TDs	+271

275

CAREER VICTORIES
MOST OF ANY ACTIVE COACH
SIXTH IN FBS HISTORY

41 WINS
VS. AP TOP 25
SINCE 1995

7 CONFERENCE
CHAMPIONSHIPS




ONE OF ONLY 10 FBS
COACHES WITH 200+ WINS
AT ONE SCHOOL

135 BLOCKED
KICKS

67 PUNTS • 40 FGs • 28 PATs

333 INTS FORCED -
MOST IN POWER 5
SINCE 1996

VIRGINIA TECH'S
COACHING
TREASURE



FRANK
BEAMER
HEAD COACH

275-140-4 (.661) • 35th SEASON OVERALL
233-117-2 (.665) • 29th SEASON AT TECH

106-25 (.809)
HOME RECORD SINCE 1995

13 SEASONS WITH **10+** WINS
ONLY OHIO STATE (15) HAS MORE
AMONG POWER 5 SINCE 1995

100

PERCENT GRADUATION RATE
OF SENIORS SINCE 2012



22

CONSECUTIVE
BOWL BERTHS

LONGEST ACTIVE FBS STREAK*

*AS RECOGNIZED BY THE NCAA

93

NFL DRAFTEES
UNDER BEAMER



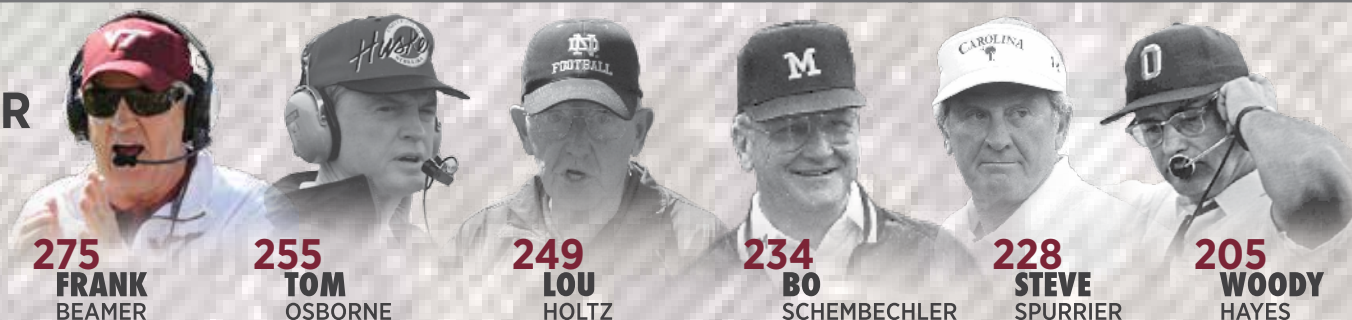
4 ACC TITLES
IN 12 SEASONS
NO TEAM HAS MORE
OVER THAT SPAN

108

VICTORIES
MOST OF ANY ACC
SCHOOL SINCE 2004

MORE
CAREER
WINS

THAN THESE
LEGENDS



275
FRANK
BEAMER

255
TOM
OSBORNE

249
LOU
HOLTZ

234
BO
SCHEMBECHLER

228
STEVE
SPURRIER

205
WOODY
HAYES

Frank Beamer (Virginia Tech '69), whose Virginia Tech teams have posted a 209-77 record over the past 22-plus seasons and have appeared in bowl games each year in that span, is in his 29th year as the head football coach at Tech and 35th overall. Beamer has guided the Hokies to a 233-117-2 record and sits with an overall record of 275-140-4.

Under Beamer, Tech football has enjoyed unprecedented success with 22 consecutive bowl appearances, four ACC titles, five ACC Coastal Division crowns, three BIG EAST Conference titles, two "major" bowl victories, six BCS appearances and a trip to the national championship game.

Tech won the BIG EAST title in 1995 and 1999, and shared it in '96. Beamer was voted BIG EAST Coach of the Year by the league's coaches each of those seasons and was tabbed the Atlantic Coast Conference Coach of the Year in both 2004 and 2005.

In 1997, he was inducted into the Virginia Tech Sports Hall of Fame, becoming the first active coach at the university to be honored in that fashion. Following the 1999 season, he earned eight national coach of the year honors.

During his undergraduate days at Tech, Beamer started three years as a cornerback and played on the Hokies' 1966 and 1968 Liberty Bowl teams.

The 68-year-old Hillsville, Virginia, product began as an assistant at Radford High School from 1969 through 1971. Then, after one season as a graduate assistant at the University of Maryland, he went to The Citadel where he worked five seasons under Bobby Ross and one year under Art Baker. His last two years at The Citadel, Beamer was the defensive coordinator. In 1979, he went to Murray State as the defensive coordinator under Mike Gottfried. He was named head coach at MSU in 1981 and went on to compile a six-year record of 42-23-2.

He is married to the former Cheryl Oakley of Richmond, Virginia. They have two children, Shane, a former member of his dad's football team at Virginia Tech and now the associate head coach/running backs coach at Virginia Tech; and daughter Casey, a 2003 graduate of Tech. He has four grandchildren, Sutton, Olivia and Hunter, children of Shane and his wife, Emily. Casey, who married former Virginia Tech wrestler Canaan Prater in 2012, had her first son, Hudson, in February.

Beamer was born in Mt. Airy, North Carolina, and grew up in Hillsville, Virginia. At Hillsville High, he earned 11 varsity letters as a three-sport athlete in football, basketball and baseball.

An avid NASCAR fan, Beamer has been the official starter for races at Bristol Motor Speedway, Martinsville Speedway and Richmond International Raceway.

Beamer had his No. 25 jersey retired by Tech in a pregame ceremony before the Marshall game in 2002.

SPRING ROAD ON VIRGINIA TECH CAMPUS RENAMED 'BEAMER WAY'

In appreciation for his many years of service and extraordinary contributions to university life, the Virginia Tech Board of Visitors renamed Spring Road in honor of Frank Beamer on Aug. 6, 2015. Recognizing contributions made both on and off the field by head football coach Beamer and his wife, Cheryl, Spring Road, which runs alongside the west stands and press box of Lane Stadium, is now known as Beamer Way. The official athletics department street address is 25 Beamer Way in recognition of Frank Beamer's jersey number when he played football for Tech from 1966-68. VT President Dr. Timothy Sands and VT Director of Athletics Whit Babcock made the official presentation in front of the football team in a team meeting on the eve of the start of preseason practice.

STABILITY AT THE TOP OF VIRGINIA TECH PROGRAM

Frank Beamer, the first Tech alumnus to guide Virginia Tech's football program since the 1940s, has coached and won more football games at Tech than any other head coach. Not one of the 128 active FBS head football coaches has been at his current school longer than Beamer, who is in his 29th year at Tech. He is the longest-tenured coach at the same school by a full 12 years (Oklahoma's Bob Stoops & Iowa's Kirk Ferentz - 17th seasons).

During Beamer's 28 previous years at Tech, 20 different power conference schools have had six or more head coaches, including five schools in the ACC: Pittsburgh (8), Boston College (7), Louisville (7), North Carolina (7) and Miami (6). Three schools - Pitt, Stanford and Vanderbilt - have had eight different coaches during the time Beamer has been the head coach at Tech.

Since the end of the 2009 season, 98 FBS schools have hired new head coaches.

MILESTONES FOR BEAMER

- **First Collegiate Game and Win:**
Southeast Missouri (37-23); Sept. 5, 1981 (*at Murray St.*)
- **First Win at Tech:** Navy (31-11); Oct. 3, 1987
- **50th Career Win:** West Virginia (12-10); Oct. 7, 1989
- **First Bowl Game and Bowl Win:**
Indiana (45-20); Independence Bowl; Dec. 31, 1993
- **100th Career Win:** East Carolina (35-14); Nov. 9, 1996
- **100th Win at Tech:** Connecticut (52-10); Sept. 1, 2001
- **150th Career Win:** Arkansas State (63-7); Aug. 25, 2004
- **150th Win at Tech:** Southern Miss (36-6); Oct. 21, 2006
- **200th Career Win:** Ohio (28-7); Sept. 15, 2007
- **200th Win at Tech:** East Carolina (17-10); Sept. 10, 2011
- **250th Career Win:** North Carolina (24-21); Nov. 17, 2011

MOST YEARS AT CURRENT FBS SCHOOL (ACTIVE)

29	Frank Beamer, Virginia Tech, 1987-present
24	Bill Snyder, Kansas St. 1989-2005, 2009-present
17	Kirk Ferentz, Iowa 1999-present
17	Bob Stoops, Oklahoma 1999-present
16	Gary Patterson, TCU 2000-present

BEAMER'S TITLES/HONORS

Conference Titles

Big East: 1995, 1996 (co), 1999; **ACC:** 2004, 2007, 2008, 2010

Conference Coach Of The Year Awards:

Big East: 1995, 1996, 1999; **ACC:** 2004, 2005

WINNINGEST NCAA FBS FOOTBALL COACHES

All-Time By Victories

record at four-year colleges only; bowl games included

1.	409	Joe Paterno
2.	377	Bobby Bowden (<i>12 wins vacated</i>)
3.	323	Bear Bryant
4.	319	Pop Warner
5.	314	Amos Alonzo Stagg
6.	275	Frank Beamer (active)
7.	257	LaVell Edwards
8.	255	Tom Osborne
9.	249	Lou Holtz
10.	244	Mack Brown

taken from 2015 NCAA Football Record Book

THE BEAMER FILE

PERSONAL:

Born:	October 18, 1946, Mt. Airy, N.C. (68 years old)
Hometown:	Hillsville, Va.
Wife:	former Cheryl Oakley
Children:	Shane, Casey Prater
Grandchildren:	Sutton, Olivia, Hunter, Hudson

EDUCATION:

High School:	Hillsville (1965)
College:	Virginia Tech (1969)
Postgraduate:	Radford University (1972)

PLAYING EXPERIENCE:

Virginia Tech (1966-68)

COACHING EXPERIENCE:

1972	Graduate Assistant, Maryland
1973-76	Assistant Coach, The Citadel
1977-78	Defensive Coordinator, The Citadel
1979-80	Defensive Coordinator, Murray State
1981-86	Head Coach, Murray State
1981	(8-3)
1982	(4-7)
1983	(7-4)
1984	(9-2)
1985	(7-3-1)
1986	(7-4-1) Ohio Valley co-champs
1987-	Head Coach, Virginia Tech
1987	(2-9)
1988	(3-8)
1989	(6-4-1)
1990	(6-5)
1991	(5-6)
1992	(2-8-1)
1993	(9-3) Independence Bowl champs
1994	(8-4) Gator Bowl
1995	(10-2) BIG EAST champs; Sugar Bowl champs
1996	(10-2) BIG EAST co-champs; Orange Bowl
1997	(7-5) Gator Bowl
1998	(9-3) Music City Bowl champs
1999	(11-1) BIG EAST champs; Sugar Bowl/National Champ Game
2000	(11-1) Gator Bowl champs
2001	(8-4) Gator Bowl
2002	(10-4) San Francisco Bowl champs
2003	(8-5) Insight Bowl
2004	(10-3) ACC champs; Sugar Bowl
2005	(11-2) Gator Bowl champs
2006	(10-3) Chick-fil-A Bowl
2007	(11-3) ACC champs; Orange Bowl
2008	(10-4) ACC champs; Orange Bowl champs
2009	(10-3) Chick-fil-A Bowl champs
2010	(11-3) ACC champs; Orange Bowl
2011	(11-3) Sugar Bowl
2012	(7-6) Russell Athletic Bowl champs
2013	(8-5) Sun Bowl
2014	(7-6) Military Bowl champs
2015	(2-2)
Record at MSU:	42-23-2 (six seasons)
Record at VT:	233-117-2 (29th season)
Record (overall):	275-140-4 (35th season)

HOKIE TRENDS	2015	Beamer
August	0-0	5-3
September	2-2	82-31-1
October	0-0	67-34-1
November	0-0	65-33
December/January	0-0	14-16
VT's Conference (Big East/ACC) Record		
At home	0-0	63-21
On the road	0-0	58-28
Neutral	0-0	1-0
VT's Non-Conference Record		
At home	1-1	71-19-1
On the road	1-1	26-29-1
Neutral	0-0	13-20
VT vs. Ranked Opponents (AP)		
At home	0-1	20-16-1
On the road	0-0	17-21
Neutral	0-0	8-14
VT's Record in Games ...		
Decided by 4-7 pts.	0-1	27-28
Decided by 3 or less pts.	0-0	21-27-2
Home during the day	1-0	108-29-1
Away during the day	1-1	56-39
Home at night	0-1	27-11
Away at night	0-0	28-18-1
VT's Record When Scoring ...		
Less than 20 points	0-0	29-61-2
20-24 points	0-1	30-34
25+ points	2-1	174-22
VT's Record When Allowing ...		
Less than 14 points	1-0	127-6-1
14-24 points	1-0	89-30-1
25+ points	0-2	17-81
VT's Record When ...		
Leading after the 1st qtr	2-0	147-37
Trailing after the 1st qtr	0-1	40-53-2
Leading at halftime	2-1	185-31
Trailing at halftime	0-1	35-77
Leading after the 3rd qtr	2-0	207-22-1
Trailing after the 3rd qtr	0-2	16-90
Tied heading into the 4th qtr	0-0	10-5-1
Playing an OT game	0-0	6-4
Scoring first	2-1	160-42-1
Opponent scores first	0-1	73-75-1
Outrushing opponent	2-0	203-42-2
Being outrushed	0-2	29-75
Rushing total is even	0-0	1-0
Blocking a kick	1-0	77-35
Scoring a def/ST TD	2-0	88-25
VT's Record With ...		
Less than 300 yards total offense	0-0	36-53-1
300-399 yards total offense	0-1	93-39-1
400-499 yards total offense	1-1	79-19
500-599 yards total offense	1-0	19-6
600+ yards total offense	0-0	6-0
Less than 100 yards rushing	0-0	17-47
100-199 yards rushing	0-2	86-52-2
200-249 yards rushing	1-0	64-11
250+ yards rushing	1-0	67-7
Less than 100 yards passing	0-0	30-16
100-199 yards passing	0-1	109-60-1
200-299 yards passing	2-1	80-32-1
300-399 yards passing	0-0	13-8
400+ yards passing	0-0	0-1
VT's Record Allowing ...		
Less than 200 yards total offense	0-0	46-3
200-299 yards total offense	2-0	98-19-1
300-399 yards total offense	0-0	68-47-1
400-499 yards total offense	0-1	18-31
500-599 yards total offense	0-1	2-14
600+ yards total offense	0-0	1-3
Less than 100 yards rushing	0-0	127-27
100-199 yards rushing	2-1	89-51-2
200-249 yards rushing	0-0	12-16
250+ yards rushing	0-1	5-23
Less than 100 yards passing	0-0	33-12
100-199 yards passing	2-0	115-42-1
200-299 yards passing	0-2	62-38-1
300-399 yards passing	0-0	20-20
400+ yards passing	0-0	3-5

BROADCAST INFORMATION

Television: RSN

play-by-play: Wes Durham
analyst: James Bates
sidelines: Jenn Hildreth

Sirius: Channel 108

XM: Channel 193

Local Radio: Virginia Tech IMG Sports Network

play-by-play: Jon Laaser (1st season)
analyst: Mike Burnop (33rd season)
sidelines: Andrew Allegretta (4th season)

In Stadium Broadcast: 105.3 FM

Digital: Hokies Xtra & TuneIn (VTfeed; free on downloaded apps)

THE COACHES



Frank Beamer.....	Coch	Pat Narduzzi
Virginia Tech.....	School	Pittsburgh
Virginia Tech (1969)	Alma Mater	Rhode Island (1990)
233-117-2 (29th season)	Record at School	2-1 (first season)
275-140-4 (35th season)	Overall Record	2-1 (first season)
8-6 (8-6 at Tech).....	Record vs. the opponent	0-0
0-0	Beamer vs. Narduzzi	0-0

BEAMER NOTABLES

275-140-4	Overall Record
233-117-2	Overall Record at Virginia Tech
135-40-1	Record in Lane Stadium
65-23	Record in ACC Regular Season Games
45-51-1	Record vs. Top 25 Teams
46-11	Record vs. ACC Coastal Division
22-14	Record vs. ACC Atlantic Division
32-12	Record in ACC Home Games
33-11	Record in ACC Road Games
23-6	Record in ACC Coastal Home Games
9-6	Record in ACC Atlantic Home Games
23-5	Record in ACC Coastal Road Games
10-6	Record in ACC Atlantic Road Games
3-2	Record vs. ACC Atlantic Neutral Sites (ACC Champ)
22	Bowl Appearances
8	BCS/BCA Appearances
3	Big East Titles
5	ACC Champ. Game Appearances
4	ACC Titles

TEAM RESULTS FOR
BEAMER QUARTERBACKS

(starters; by victories)

Name	Years	Record	Pct.
Taylor, Tyrod	2007-10	34-8	.810
Randall, Bryan	2002-04	26-12	.684
Thomas, Logan	2011-13	26-14	.650
Vick, Michael	1999-00	21-1	.955
Druckemiller, Jim	1995-96	20-4	.833
DeShazo, Maurice	1992-94	19-14-1	.586
Glennon, Sean	2006-08	18-8	.692
Furrer, Will	1988-91	16-18-1	.486
Clark, Al	1997-98	12-7	.632
Vick, Marcus	2005	11-2	.846
Noel, Grant	2001-02	10-4	.714
Brewer, Michael	2014-	7-7	.500
Sorensen, Nick	1997-98	3-1	.750
Young, Cam	1988-89	3-3	.500
Motley, Brenden	2015-	2-1	.667
Meyer, Dave	1998-00	2-1	.667
Chapman, Erik	1987	2-9	.182
Wooten, Rodd	1989, 91	1-2	.333
Koel, Treg	1992	0-1	.000
Totals	1987-	233-117-2	.665

#22STRAIGHT

The Hokies own 22 straight bowl berths, the longest active streak recognized by the NCAA.

No.	Team	Head Coach(es)
22	Virginia Tech	Frank Beamer
18	Georgia	Jim Donnan, Mark Richt
18	Georgia Tech	O'Leary, Gailey, Johnson
16	Oklahoma	Bob Stoops
15	LSU	Nick Saban, Les Miles

10-WIN SEASONS

Dating back to 1995, no two Power Five programs own more 10-win seasons than Virginia Tech and Ohio State.

No.	Team	Head Coach(es)
15	Ohio State	Cooper, Tressel, Meyer
13	Virginia Tech	Frank Beamer
12	Oklahoma	Bob Stoops

WHERE BEAMER RANKS
AMONG NCAA FBS COACHES

Active Overall Wins

275	Frank Beamer (Virginia Tech)
228	Steve Spurrier (South Carolina)
220	Brian Kelly (Notre Dame)
211	Dennis Franchione (Texas State)
190	Bill Snyder (Kansas State)
189	Gary Pinkel (Missouri)
180	Nick Saban (Alabama)

Active Bowl Appearances (Consecutive)

22 (22)	Frank Beamer (Virginia Tech)
21 (7)	Steve Spurrier (South Carolina)
16 (16)	Bob Stoops (Oklahoma)
16 (13)	Nick Saban (Alabama)
16 (5)	Bill Snyder (Kansas State)

All-Time Coaching Wins at One School

409	Joe Paterno, Penn St. (1966-2011)
304	Bobby Bowden, Florida St. (1976-2009)
257	LaVell Edwards, BYU (1972-2000)
255	Tom Osborne, Nebraska (1973-97)
244	Amos Alonzo Stagg, Chicago (1892-1932)
233	Frank Beamer, Virginia Tech (1987-)
233	Chris Ault, Nevada (1976-92, 94-95, 04-12)
232	Bear Bryant, Alabama (1958-82)
205	Woody Hayes, Ohio St. (1951-78)
201	Vince Dooley, Georgia (1964-88)

Last Time vs. Pitt



VIRGINIA TECH

16



PITT

21

Heinz Field • Pittsburgh, Pa. • October 16, 2014 • Attendance: 43,125

PITTSBURGH – The University of Pittsburgh continued its mastery over Virginia Tech in games played at Heinz Field with a 21-16, Thursday night victory on ESPN. The win gave the Panthers a 4-0 record against the Hokies at the venue.

Turnovers and penalties plagued Tech in an outing that it managed just 26 yards rushing and converted on only two of 14 third-down opportunities. The Hokies had just 22 rushing attempts, the second fewest ever in the Frank Beamer era. Still, the Hokies had the ball with a chance to win in the final minutes, but stalled just short of midfield with 1:22 remaining.

Pitt gained the upper hand in the fourth quarter when it stopped Tech on a fourth-and-2 play at the Panthers' 38-yardline, then took just two plays to move 62 yards for a touchdown and a 21-9 advantage. The Hokies managed to keep their chances alive with a nine-play, 80-yard touchdown drive that ended with 4:52 left.

Tech, which was averaging 34:55 minutes of possession time per game (third best in the nation), controlled the ball for just 28:14 against the Panthers.

All of Tech's scoring came from true freshmen, with kicker Joey Slye kicking three field goals and an extra point and receiver Cam Phillips grabbing a 14-yard touchdown pass.

GAME NOTES

• Tech failed to score 21 points or more for the first time this season. The Hokies' six points at the half were also a season low.

• Freshman receiver Cam Phillips tied his career high with seven catches against the Panthers.

• Defensive tackle Corey Marshall picked off a pass during the second quarter, the first interception of his Tech career.

• The Hokies are now 12-24 at current NFL stadiums during Coach Frank Beamer's 27-plus seasons.

• Defensive end Dadi Nicolas recorded the Hokies' first blocked kickoff the season when he tipped a fourth quarter field goal. It was Nicolas' first career block and the 132nd blocked kick under Coach Frank Beamer (40th field goal).

• Isaiah Ford had four more receptions to give him 32 for the season. The 32 catches are the most ever in a season for a true freshman under Beamer, surpassing Jarrett Boykin's 30 in 2008.

FINAL STATISTICS

	1	2	3	4	F
VIRGINIA TECH	0	6	3	7	- 16
PITT	7	7	0	7	- 21

SCORING

P (6:32 re 1st) - Boyd 53 pass from Voytik (Blewitt kick)

VT (8:44 re 2nd) - FG Slye 42

P (3:39 re 2nd) - Conner 15 rush (Blewitt kick)

VT (0:00 re 2nd) - FG Slye 24

VT (11:32 re 3rd) - FG Slye 21

P (13:07 re 4th) - Conner 13 rush (Blewitt kick)

VT (4:52 re 4th) - Phillips 14 pass from Brewer (Slye kick)

TEAM STATS

	VT	P
First downs	16	15
Rushing yds.	22-26	43-210
Passing yds.	265	121
Return yds.	50	8
Passes	26-45-0	11-18-1
Punts-avg.	7-41.7	7-41.6
Fumbles-lost	3-1	2-1
Penalties-yds.	8-45	7-70
Time of poss.	28:14	31:46
Sacks by	2-17	3-22

INDIVIDUAL STATS

Rushing: VT, Rogers 6-19, Caleb 7-12, Newsome 1-5, Coleman 3-4, Hodges 1-1, Brewer 4-(-15); P, Voytik 19-118, Conner 16-85, James 5-13, Team 3-(-6).

Passing: VT, Brewer 26-45-0-265; P, Voytik 10-17-1-92, Boyd 1-1-0-29.

Receiving: VT, Phillips 7-59, Ford 4-58, Byrn 4-22, Hodges 3-55, Malleck 3-55, Malleck 3-28, Caleb 2-25, Rogers 2-13, Brewer 1-5; P, Boyd 6-86, Conner 2-10, Ibrahim 2-(-4), Voytik 1-29.

TECH VERSUS PITT

All-time: 9-6 • At Home: 5-1; On Road: 3-5

Date	Rank	Location	Score	TV
Oct. 16, 2014	NR/NR	Pittsburgh, Pa.	L, 16-21	ESPN
Oct. 12, 2013	24/NR	Blacksburg, Va.	W, 19-9	ESPNU
Sept. 15, 2012	13/NR	Pittsburgh, Pa.	L, 17-35	ESPNU
Nov. 8, 2003	5/NR	Pittsburgh, Pa.	L, 28-31	ESPN
Nov. 2, 2002	3/NR	Blacksburg, Va.	L, 21-28	ESPN2
Nov. 3, 2001	12/NR	Pittsburgh, Pa.	L, 7-38	BIG EAST Network
Oct. 28, 2000	2/NR	Blacksburg, Va.	W, 37-34	CBS
Oct. 30, 1999	3/NR	Pittsburgh, Pa.	W, 30-17	ESPN2
Sept. 26, 1998	21/NR	Blacksburg, Va.	W, 27-7	ESPN2
Nov. 22, 1997	19/NR	Pittsburgh, Pa.	L, 23-30	
Oct. 26, 1996	NR/NR	Blacksburg, Va.	W, 34-17	BIG EAST Network
Sept. 30, 1995	NR/NR	Pittsburgh, Pa.	W, 26-16	BIG EAST Network
Oct. 22, 1994	17/NR	Blacksburg, Va.	W, 45-7	
Sept. 11, 1993	NR/NR	Pittsburgh, Pa.	W, 63-21	
		Tech	Pittsburgh	
Total points scored		393	311	

TODAY IN TECH FOOTBALL HISTORY

Games Played on Sept. 26: 13

Overall Record: 7-6

Conference Record: 2-3

Home: 5-1

Away: 1-4

Neutral: 1-1

Date	Rank	Opponent	Location	Score
Saturday, 2009	6/NR	at Duke*	Durham, N.C.	W, 34-26
Saturday, 1987	NR/NR	Navy	Blacksburg, Va.	W, 31-11
Saturday, 1981	NR/NR	Memphis	Blacksburg, Va.	W, 17-13
Saturday, 1970	NR/NR	at South Carolina	Columbia, S.C.	L, 7-24
Saturday, 1964	NR/NR	at Virginia	Charlottesville, Va.	L, 17-20
Saturday, 1959	NR/NR	vs. William & Mary*	Roanoke, Va.	W, 20-14
Saturday, 1953	NR/NR	at Rutgers	New Brunswick, N.J.	L, 13-20
Saturday, 1942	NA	William & Mary*	Blacksburg, Va.	L, 7-21
Saturday, 1936	NA	vs. Maryland	Roanoke, Va.	L, 0-6
Saturday, 1931	NA	at Georgia*	Athens, Ga.	L, 0-40
Saturday, 1925	NA	Hampden-Sydney	Blacksburg, Va.	W, 13-3
Saturday, 1914	NA	Randolph-Macon	Blacksburg, Va.	W, 13-0
Saturday, 1908	NA	Hampden-Sydney	Blacksburg, Va.	W, 50-0
		Tech	Opponent	
Total points scored		222	198	

2015 ACC STANDINGS/SCHEDULE

COASTAL DIVISION			ATLANTIC DIVISION		
Team	Conf.	Overall	Team	Conf.	Overall
Miami	0-0	3-0	Clemson	1-0	3-0
Duke	1-0	3-1	Florida State	1-0	3-0
Georgia Tech	0-1	2-2	Syracuse	1-0	3-1
Pittsburgh	0-0	2-1	NC State	0-0	4-0
North Carolina	0-0	3-1	Boston College	0-1	3-1
Virginia Tech	0-0	2-2	Wake Forest	0-1	2-2
Virginia	0-0	1-3	Louisville	0-1	1-2

This Week in the ACC

Thursday, October 1	Series	Time	Network
Miami (3-0) at Cincinnati (1-2)	UM (11-1)	7:30	ESPN
Saturday, October 3			
Pittsburgh (2-1) at Virginia Tech (2-2)	VT (8-6)	Noon	RSN
Louisville (1-2) at NC State (4-0)	UL (4-1)	12:30	ACCN
Boston College (3-1) at Duke (3-1)	FSU (26-6-1)	3:30	ESPN
North Carolina (3-1) at Georgia Tech (2-2)	GT (28-19-3)	3:30	ESPNU
Florida State (3-0) at Wake Forest (2-2)	BC (4-2)	3:30	RSN
Notre Dame (3-0) at Clemson (3-0)	T (1-1)	8:00	ABC

Keeping Up With The Non-Conference Foes

#1 Ohio State (4-0): Sept. 26 - def. Western Michigan, 38-12; Oct. 3 at Indiana (3-0).

Furman (2-2): Sept. 26 - def. VMI, 24-21; Oct. 3 vs. South Carolina State (2-1).

Purdue (1-2): Sept. 26 - lost vs. Bowling Green, 28-35; Oct. 3 at Michigan State (4-0).

East Carolina (1-2): Sept. 26 - def. Virginia Tech, 35-28; Oct. 3 at SMU (1-3).



CAREER AND ACTIVE STARTS CHART

Offense	2015	Current	
		Streak	Career
Brewer, M.	1	-	14
Caleb, J.	-	-	1
Cline, K.	-	-	7
Coleman, J.C.	3	1	12
Conte, A.	5	5	14
Edmunds, T.	-	-	10
Ford, I.	4	12	15
Gallo, E.	4	4	4
Hansen, W.	4	4	7
Hodges, B.	4	6	15
Knowles, D.	-	-	10
Malleck, R.	4	13	23
McLaughlin, J.	4	4	26
McMillian, T.	1	-	1
Meyer, C.	-	-	3
Motley, B.	3	3	3
Phillips, C.	3	1	12
Rogers, S.	1	-	8
Teller, W.	4	10	10
Williams, M.	-	-	8

Defense	2015	Current	
		Streak	Career
Alexander, A.	2	2	2
Baron, W.	1	1	3
Clark, C.	4	16	18
Clarke, D.	4	17	17
Ekanem, K.	4	17	17
Facyson, B.	4	4	16
Frye, D.	2	-	2
Fuller, K.	3	-	28
Greene, D.	-	-	1
Huelskamp, S.	2	2	2
Maddy, L.	4	4	37
Marshall, C.	1	-	15
Motuapuaka, A.	2	-	6
Nicolas, D.	4	17	18
Reynolds, M.	1	1	1
Riley, D.	-	-	7
Stroman, G.	3	4	4
Vandyke, R.	2	-	4
Williams, N.	-	-	11

Specialists	2015	Current	
		Streak	Career
D'Antuono, E. (LS)	4	30	30
Hughes, A.J. (P)	4	43	43
Slye, J. (PK/KO)	4	17	17

STARTED EVERY GAME IN 2015

Offense (8): McLaughlin, Teller, Gallo, Conte, Hansen, Malleck, Hodges, Ford.

Defense (6): Nicolas, Maddy, Ekanem, Clarke, Clark, Facyson.

Specialists (3): D'Antuono, Hughes, Slye.

LONGEST ACTIVE STREAKS

A.J. Hughes	43
Eddie D'Antuono	30
Deon Clarke	17
Ken Ekanem	17
Dadi Nicolas	17
Joey Slye	17

CAREER GAMES PLAYED/STARTS

Name	Yr.	GP	GS	OFF	DEF	ST	Total
Alexander, A.	Fr.	4	2	0	144	29	173
Alleyne, J.	Fr.	3	0	0	4	11	15
Asante, K.	r-Sr.	21	1	40	0	15	55
Banks, E.	r-So.	1	0	0	0	1	1
Baron, W.	Jr.	29	3	0	94	0	94
Brainard, M.	r-Sr.	3	0	0	0	28	28
Brewer, M. (13 games at TTU)	r-Sr.	27	14	40	0	0	40
Burke, X.	Fr.	1	0	0	0	6	6
Burns, D.	r-Jr.	5	0	0	0	1	1
Caleb, J.	r-Jr.	27	1	0	0	21	21
Carroll, C.J.	r-Fr.	1	0	8	0	7	15
Chung, K.	r-So.	4	0	21	0	0	21
Clark, C.	Jr.	29	18	0	235	37	272
Clarke, D.	Sr.	29	17	0	233	13	246
Cline, K.	r-So.	18	7	62	0	4	66
Coleman, J.C.	Sr.	40	12	49	0	0	49
Conte, A.	r-Jr.	21	14	274	0	28	302
D'Antuono, E.	r-Jr.	30	30	0	0	48	48
Dooley, S.	r-So.	17	0	0	42	17	59
Durkin, C.	r-Fr.	3	0	6	0	1	7
Eberly, J.	r-Jr.	1	0	0	0	3	3
Edmunds, Te.	r-Fr.	4	0	0	33	70	103
Edmunds, Trem.	Fr.	4	0	1	0	95	96
Edmunds, Trey	r-Jr.	23	10	72	0	23	95
Ekanem, K.	r-Jr.	28	17	0	184	8	192
Facyson, B.	r-So.	19	16	0	230	2	232
Ford, I.	So.	17	15	252	0	0	252
Frye, D.	Sr.	32	2	0	128	10	138
Fuller, K.	Jr.	29	28	0	170	12	182
Galante, J.	r-So.	1	0	0	0	5	5
Gallo, E.	So.	7	4	291	0	0	291
Greene, D.	r-Jr.	25	1	0	29	13	42
Hansen, W. (17 games at RPI)	r-Sr.	34	7	185	0	0	185
Haynes, J.	r-Jr.	11	0	0	1	44	45
Hodges, B.	r-So.	17	15	193	0	6	199
Huelskamp, S.	r-So.	5	2	0	143	6	149
Hughes, A.J.	Sr.	43	43	0	0	52	52
Jones, G.	r-Jr.	13	0	0	0	34	34
Knowles, D.	r-Sr.	39	10	19	0	0	19
Lawson, D.	Fr.	3	0	34	0	0	34
Lydon, C.	Fr.	2	0	0	21	15	36
Maddy, L.	r-Sr.	46	37	0	183	0	183
Malleck, R.	r-Sr.	43	23	251	0	36	287
Marshall, C.	r-Sr.	44	16	0	126	0	126
McKenzie, S.	So.	7	0	27	0	0	27
McKinnon, D.	r-Jr.	21	0	0	29	10	39
McLaughlin, J.	Jr.	26	26	272	0	28	300
McMillian, T.	r-Fr.	4	1	79	0	23	102
Meyer, C.	r-Jr.	28	3	4	0	19	23
Mihota, V.	r-Fr.	4	0	0	54	13	67
Minor, R.	r-Fr.	2	0	0	0	10	10
Mitchell, B.	r-Fr.	1	0	3	0	0	3
Moss, J.	r-So.	4	0	0	0	21	21
Motley, B.	r-Jr.	8	3	230	0	0	230
Motuapuaka, A.	r-So.	14	6	0	98	12	110
Newsome, D.	r-So.	15	0	7	0	8	15
Nicolas, D.	r-Sr.	40	18	0	203	13	216
Nijman, Y.	Fr.	4	0	137	0	0	137
Osterloh, P.	r-So.	10	0	37	0	18	55
Peoples, S.	Fr.	4	0	22	0	45	67
Pettit, C.	r-Fr.	1	0	4	0	0	4
Pfaff, B.	r-Fr.	2	0	4	0	5	9
Phillips, C.	So.	17	12	248	0	5	253
Redman, D.	r-Sr.	31	1	29	0	28	57
Reynolds, M.	Fr.	4	1	0	55	25	80
Riley, D.	Sr.	43	7	0	75	26	101
Rogers, S.	Jr.	30	8	176	0	46	222
Santamaria, M.	r-Fr.	2	0	0	0	8	8
Shegog, A.	r-So.	10	0	0	10	75	85
Slye, J.	So.	17	17	0	0	38	38
Smith, A.	r-Jr.	19	0	15	0	5	20
Sobczak, S.	r-Fr.	3	0	0	29	0	29
Stroman, G.	So.	17	4	2	172	34	208
Taylor, C.	r-So.	2	0	0	0	2	2
Teller, W.	r-So.	17	10	283	0	28	311
Vandyke, R.	r-Sr.	30	4	0	139	82	221
Willenbrock, J.	r-Jr.	3	0	31	0	14	45
Williams, C.	r-So.	1	0	0	0	1	1
Williams, N.	r-Jr.	30	10	0	44	41	85
Young, T.	r-Fr.	2	0	0	0	7	7

2015 STARTERS GAME BY GAME

OFFENSE	FL	LT	LG	C	RG	RT	TE	QB	FB	TB	SE
Ohio State	Phillips	McLaughlin	Teller	Gallo	Conte	Hansen	Malleck	Brewer	Hodges (TE)	Coleman	Ford
Furman	Phillips	McLaughlin	Teller	Gallo	Conte	Hansen	Malleck	Motley	Hodges (TE)	Coleman	Ford
Purdue	Hodges (TE)	McLaughlin	Teller	Gallo	Conte	Hansen	Malleck	Motley	Rogers	McMillian	Ford
East Carolina	Phillips	McLaughlin	Teller	Gallo	Conte	Hansen	Malleck	Motley	Hodges (TE)	Coleman	Ford
Pittsburgh											
NC State											
Miami											
Duke											
Boston College											
N. Carolina											
Virginia											
DEFENSE	DE	DT	DT	DE	ILB	LOLB	WHIP	CB	ROV	FS	CB
Ohio State	Nicolas	Maddy	Stroman (N)	Ekanem	Motuapuaka	Clarke	Vandyke	Fuller	Frye	Clark	Facyson
Furman	Nicolas	Maddy	Marshall	Ekanem	Motuapuaka	Clarke	Vandyke	Fuller	Frye	Clark	Facyson
Purdue	Nicolas	Maddy	Baron	Ekanem	Huelskamp	Clarke	Stroman (N)	Fuller	Alexander	Clark	Facyson
East Carolina	Nicolas	Maddy	Marshall	Ekanem	Huelskamp	Clarke	Stroman (N)	Reynolds	Alexander	Clark	Facyson
Pittsburgh											
NC State											
Miami											
Duke											
Boston College											
N. Carolina											
Virginia											

2015 PRESEASON HONORS LIST

OFFENSE

RB J.C. Coleman

All-ACC Fourth Team, Athlon Sports

WR Isaiah Ford

All-ACC Third Team, Athlon Sports

All-ACC Third Team, Phil Steele

TE Bucky Hodges

Mackey Award Watch List

Third-Team Preseason All-American, Phil Steele

Fourth-Team Preseason All-American, Athlon Sports

All-ACC Preseason Team, Media

All-ACC Preseason Team, ESPN.com

All-ACC First Team, Athlon Sports

All-ACC First Team, Phil Steele

TE Ryan Malleck

Mackey Award Watch List

OL Jonathan McLaughlin

All-ACC Second Team, Athlon Sports

All-ACC Fourth Team, Phil Steele

OL Wyatt Teller

All-ACC First Team, Athlon Sports

DEFENSE

CB Chuck Clark

All-ACC Third Team, Phil Steele

All-ACC Fourth Team, Athlon Sports

LB Deon Clarke

All-ACC Second Team, Athlon Sports

All-ACC Third Team, Phil Steele

DE Ken Ekanem

Lombardi Award Watch List

All-ACC First Team, Athlon Sports

All-ACC First Team, Phil Steele

CB Brandon Facyson

All-ACC Second Team, Athlon Sports

All-ACC Second Team, Phil Steele

CB Kendall Fuller

Thorpe Award Watch List

Walter Camp Award Watch List

Bednarik Award Watch List

Preseason First-Team All-American, ESPN.com

Preseason Second-Team All-American, SI.com

First-Team Preseason All-American, Athlon Sports

First-Team Preseason All-American, Phil Steele

All-ACC Preseason Team, Media

All-ACC Preseason Team, ESPN.com

All-ACC First Team, Athlon Sports

All-ACC First Team, Phil Steele

DT Luther Maddy

Lombardi Award Watch List

Danny Wuerffel Award

All-ACC Preseason Team, Media

All-ACC Preseason Team, ESPN.com

All-ACC First Team, Athlon Sports

DT Corey Marshall

All-ACC Second Team, Athlon Sports

All-ACC Second Team, Phil Steele

DE Dadi Nicolas

Lombardi Award Watch List

Bednarik Award Watch List

Fourth-Team Preseason All-American, Athlon Sports

Fourth-Team Preseason All-American, Phil Steele

All-ACC Preseason Team, Media

All-ACC Preseason Team, ESPN.com

All-ACC First Team, Athlon Sports

All-ACC First Team, Phil Steele

CB Greg Stroman

All-ACC Third Team Specialist, Athlon Sports

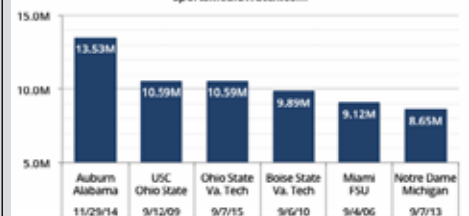
HOKIES = RATINGS

The Ohio State at Virginia Tech football game on Sept. 7 of this season gave ESPN some of its best ratings ever. Nothing new, as the Hokies' game against Boise State on Sept. 6, 2010 also was a ratings success for the network.

ESPN/ABC Top 5 Opening Weekend College Football Games

Rank	Overnight Rating	Date	Game	Network
1.	7.2	Mon, Sept. 5, 2005	Miami at Florida State	ABC
2.	6.7	Mon, Sept. 6, 2010	Boise State vs. Virginia Tech	ESPN
3.	6.6	Mon, Sept. 7, 2015	Ohio State at Virginia Tech	ESPN
4.	6.1	Mon, Sept. 4, 2006	Florida State at Miami	ESPN
5.	5.8	Sat, Sept. 2, 2006	Notre Dame at Georgia Tech	ABC

Based on overnight rating, records date back to 2004 for ABC and 2001 for ESPN

MOST WATCHED REG. SEASON CFB GAMES ON ESPN
SportsMediaWatch.com

LONGEST CONTINUOUS TENURED ASSISTANT COACHES (ACTIVE)

Only 31 of the 1,152 full-time assistants in FBS have been at their current schools since 2005. Below is the top 10

1.	1983	Gary Campbell - Oregon RBs coach
2.	1987	*Bud Foster - Virginia Tech DC
3.	1990	Bryan Stinespring - Virginia Tech TE's coach
4.	1993	Jerry Brown - Northwestern DBs coach
	1993	Don Pellum - Oregon DC
6.	1994	Odell Haggins - Florida State DTs coach
	1994	Mo Latimore - Kansas State DLs coach
8.	1996	Charley Wiles - Virginia Tech DL coach
	1996	Andy Hill - Missouri QBs coach
	1996	Dale Pehrson - Navy DL coach

* - Tech's Bud Foster, who became the Hokies' defensive coordinator in 1995, is also the nation's longest-tenured DC by 10 seasons. Ohio State's Luke Fickell is the second-longest tenured, taking over the Buckeyes' DC duties in 2005.

info courtesy of CoachingSearch.com - Chris Vannini

GAME DAY COACHING ASSIGNMENTS

ON THE FIELD

Frank Beamer.....	head coach
Shane Beamer.....	assoc. head coach/RBs
Bud Foster.....	defensive coordinator/ILBs
Stacy Searels.....	offensive line
Zohn Burden.....	wide receivers
Charley Wiles.....	defensive line

IN THE BOOTH

Cornell Brown.....	outside linebackers
Torrian Gray.....	defensive secondary
Scot Loeffler.....	offensive coordinator/QBs
Bryan Stinespring.....	recruiting coordinator/TEs

RUSHING = WINS

- Under **Frank Beamer** (352 games), the Hokies are 203-42-2 when outrushing their opponents, 29-75 when being outrushed and 1-0 when the rushing total is even.
- In Tech's current 22-year bowl run (since 1993), Tech is 182-26 when outrushing its opponents, 26-51 when being outrushed and 1-0 when the rushing total is even.
- In its current 22-year bowl run (since 1993), Tech is 117-8 when rushing for 200 yards or more.
- Since the start of the 2000 season, the Hokies are 45-0 when rushing 50 times or more in a game (last loss: 1999 national championship game to FSU; rushed 52 times).
- Since the start of the 1999 season, Tech is 137-20 when outrushing its opponent and 19-38 when being outrushed.

ALL SCORERS RETURNED

- Every single Hokie who scored a point last season for the Virginia Tech Hokies - a total of 313 points - returned in 2015. The list includes 14 players - four of whom were on the defensive side of the ball.
- The Hokies' top scorer is kicker **Joey Slye**, who connected on 20-of-28 fields goals and converted 33-of-34 on extra points for 93 points.
- **Bucky Hodges** led the team in touchdowns, catching seven touchdown passes in 2014 - a Tech single-season record for tight ends, while also adding a TD on a blocked punt in the end zone against Virginia. He also caught a two-point conversion attempt to give him 50 points for the year.
- **Ryan Malleck** contributed a pair of TD grabs to give the tight end position a total of nine TD catches for the season.
- Third on the list overall was **Isaiah Ford**, who as a freshman, hauled in six touchdown passes, while classmate **Cam Phillips** snagged three.
- On the ground, **Marshawn Williams** led the way with four touchdown runs, while **Shai McKenzie** (3) and **J.C. Coleman** (2).
- Quarterback **Michael Brewer** had two rushing touchdowns and fullback **Sam Rogers** added one.
- **Donovan Riley** and **Kendall Fuller** each reached the end zone after an interception, while **Andrew Motuapuaka** (on kickoff coverage) and **Greg Stroman** each hit paydirt on a fumble return.

#LUNCHPAILD

During Bud Foster's 262-game tenure as defensive/co-defensive coordinator, Tech has ...

- had 50 different defensive players score touchdowns.
- scored 76 touchdowns (52 on pass interceptions, 23 on fumble returns and one on a fumble recovery).
- held opponents to an average of 111.5 yards rushing and 17.2 points per game.
- been nationally ranked in the top five of a major defensive category 37 times. Tech finished No. 1 in total defense in 2005 and 2006, second in 2001 and third in 1999.
- pitched 28 shutouts.
- had at least one defensive player earn All-America honors from some publication in 17 of 19 seasons. Four players gained A-A recognition in 1999 and three were honored in 2001.
- produced six first-team All-Americans and 12 others who have earned second- or third-team All-America honors from one of the recognized groups.
- had 37 players drafted by NFL teams.
- produced its first Lombardi Award winner and its first Nagurski Trophy winner in Corey Moore.
- produced two BIG EAST defensive players of the year - Corey Moore (1998, 1999), and Cornell Brown (1995).
- featured 10 players who have recorded nine or more interceptions in their career.

THE STORIED LUNCH PAIL

- Taken with the Hokies wherever they go is the storied lunch pail. The Pail served as the inspiration for Tech's record-setting 1995 defense, symbolizing Tech's blue collar approach to defensive football. Every year since, a member of the defense has been responsible for toting a new Pail.
- Coach Rod Sharpless, then the co-defensive coordinator along with Bud Foster, brought a lunch pail back from New Jersey and they decided that it would become the symbol of the 1995 defense. Sharpless' mother-in-law found the now famous original lunch pail in Mercerville, N.J., where it had belonged to a coal miner.
- The players put the unit goals, weekly goals, the keys to success for the week and a signed mission statement before the season in the Pail ... plus the turf from road wins.

2015 OFFENSIVE LINE PLAY BREAKDOWN

(S-STARTED; P-PLAYED - GAMES WITH "0" MEANS PLAYED ON SPECIAL TEAMS; DNP-DRESSED, BUT DID NOT PLAY; DND- DID NOT DRESS)

	2015	CAREER	OSU	FUR.	PUR.	ECU	PITT	NC ST.	MIAMI	DUKE	BC	GT	UNC	UVA
61 Chung, K.	21	21	P/1	P/12	P/8	DNP								
76 Clark, A.	-	-	DND	DND	DND	DND								
72 Conte, A.	274	981	S/68	S/48	S/75	S/83								
64 Gallo, E.	291	305	S/70	S/63	S/75	S/83								
77 Hansen, W.	185	474	S/22	S/30	S/59	S/74								
71 McLaughlin, J.	272	1,727	S/70	S/47	S/72	S/83								
66 Mitchell, B.	3	3	DND	P/3	DND	DND								
69 Nijman, Y.	137	137	P/51	P/51	P/25	P/10								
67 Osterloh, P.	37	51	P/3	P/23	P/11	P/0								
58 Pettit, C.	4	4	DND	P/4	DND	DND								
74 Pfaff, B.	6	11	DNP	P/4	P/2	DNP								
62 Plantin	-	-	DND	DND	DND	DND								
52 Redman, D.	29	246	DNP	P/18	P/11	P/0								
75 Smith, A.	21	61	DNP	P/15	P/6	DNP								
79 Smith, T.	-	-	DND	DND	DND	DND								
57 Teller, W.	283	781	S/71	S/57	S/72	S/83								

MOTLEY'S FIRST THREE STARTS ACCOMPLISHMENTS

Brenden Motley continues to do things at Tech that no other starting quarterback under Coach Frank Beamer has done in their early starts at Tech. Entering the ECU game, Motley was one of four quarterbacks (Michael Brewer, Grant Noel and Jim Druckenmiller) to throw for more than 400 yards in their first two starts. In fact, Motley was the FIRST quarterback under Beamer to register back-to-back games with at least 200 yards passing, the FIRST quarterback to surpass 500 total yards of offense and the FIRST quarterback to account for six TDs.

After the ECU game, in which he threw for 281 yards and touchdown and added 85 rushing yards and a touchdown, Motley has continued some streaks that no other Tech starting quarterback has done under Beamer.

- Motley is the only quarterback to throw for at least 200 yards in each of his first three starts
- Motley is the only quarterback to rush for a touchdown in each of his first three starts
- Motley is the first quarterback to account for at least 220 yards of total offense in his first three starts
- Motley is the second quarterback with at least 200 yards of total offense in their first three starts
- Motley is the third quarterback to account for at least two touchdowns (pass and rush) in his first three starts
- Motley is the fourth quarterback to throw a touchdown in his first three starts

To the right, are more numbers on where Motley ranks in terms of quarterbacks under Beamer in their first three career starts. The number to the far right is what that respective quarterback had through four games. If the leader or someone that may move into the top three is not listed, that quarterback's number is at the top, with a key at the bottom of the chart.

EDMUNDS BROTHERS RARE FEAT

Just after Virginia Tech's first touchdown against Ohio State on Sept. 7, the Edmunds brothers - Terrell, Tremaine and Trey - became just the third trio of brothers to take the field together at the same time in the same game for a major college football program dating back to 1970. The first to accomplish this rarest of feats was the Selmon brothers at Oklahoma when Lee Roy, Lucious and Dewey all played for the Sooners' defense during the 1972 and 1973 seasons. They were followed in 2010 and 2011 by the McCray brothers - Cliff, Jordan and Justin - who all played on the offensive line together at UCF. During the 2015 season, the Edmunds are regularly appearing together on the special teams kickoff coverage team.



The Edmunds - 2015

School: Virginia Tech

Brothers: Terrell, Tremaine and Trey Edmunds

Hometown: Danville, Virginia



The Selmons - 1972

School: Oklahoma

Brothers: Lee Roy, Lucious and Dewey

Hometown: Eufula, Oklahoma



The McCrays - 2010

School: Central Florida

Brothers: Jordan, Cliff and Justin

Hometown: Miami, Florida

HOKIES IN SHORT WEEKS

The Virginia Tech football team 13 times has played a pair of games with less than a full week between contests. Next week's game versus Pittsburgh will start the 14th time as the Hokies will then play NC State with just six games in between.

First Game	Opponent	Result	Second game	Second Opponent	Result	Days
Sept. 17, 1994	at Boston College	W, 12-7	Sept. 22	West Virginia	W, 34-6	5
Nov. 23, 1996	#23 West Virginia	W, 31-14	Nov. 29	#20 Virginia	W, 26-9	6
Nov. 20, 1999	at Temple	W, 62-7	Nov. 26	#22 Boston College	W, 38-14	6
Sept. 2, 2000	Akron	W, 52-23	Sept. 7	at East Carolina	W, 45-28	5
Oct. 7, 2000	Temple	W, 35-13	Oct. 12	West Virginia	W, 48-20	5
Aug. 31, 2003	Central Florida	W, 49-28	Sept. 6	James Madison	W, 43-0	6
Sept. 4, 2005	at NC State	W, 20-16	Sept. 10	at Duke	W, 45-0	6
Oct. 21, 2006	Southern Miss	W, 36-6	Oct. 26	#10 Clemson	W, 24-7	5
Sept. 6, 2010	#3 Boise State	L, 30-33	Sept. 11	James Madison	L, 16-21	5
Sept. 3, 2012	Georgia Tech	W, 20-17 (OT)	Sept. 8	Austin Peay	W, 42-7	5
Sept. 26, 2013	Marshall	W, 29-21 (3OT)	Sept. 26	at Georgia Tech	W, 17-10	5
Nov. 22, 2014	at Wake Forest	L, 3-6 (OT)	Nov. 28	Virginia	W, 24-20	6
Sept. 7, 2015	#1 Ohio State	L, 24-42	Sept. 12	Furman	W, 42-3	5
Oct. 3, 2015	Pittsburgh		Oct. 9	NC State		6
Overall Record:		10-3			12-1	

Motley's Numbers

Below is where Motley ranks among Tech quarterbacks under Beamer through their first three career starts.

PASSING	Three games	Four
Completions		
1. Michael Brewer (2014)	76	104
2. Brenden Motley (2015)	51	--
3. Grant Noel (2001)	46	61
Attempts		
1. Michael Brewer (2015)	122	161
2. Jim Druckenmiller (1995)	90	117
3. Brenden Motley (2015)	83	--
Completion Percentage (min. 60 atts) (min. 80 atts)		
1. Grant Noel (2001)	68.7	66.3
2. Sean Glennon (2006)	66.7	61.4
3. Michael Brewer (2014)	62.3	64.6
4. Brenden Motley (2015)	61.4	--
Yards		
1. Michael Brewer (2014)	748	1,045
2. Brenden Motley (2015)	734	--
3. Sean Glennon (2006)	589	840
Touchdowns		
1. Grant Noel (2001)	8	8
2. Michael Brewer (2014)	7	7
3. Marcus Vick (2005)	6	7
4. Brenden Motley (2015)	5	--
Sean Glennon (2006)	5	6
Fewest Interceptions		
1. Grant Noel (2001)	0 (67 atts/8 TDs)	0
2. Brenden Motley (2015)	1 (82 atts/5 TDs)	--
Tyrod Taylor (2007)	1 (63 atts/1 TD)	1
Marcus Vick (2005)	1 (56 atts/6 TDs)	1
Al Clark (1997)	1 (37 atts/3 TDs)	1
RUSHING		
Attempts		
1. Brenden Motley (2015)	38	--
2. Nick Sorensen (1997-98)	37	43
3. Cam Young (1988-89)	34	43
Yards		
1. Al Clark (1997)	165	198
2. Brenden Motley (2015)	147	--
3. Michael Vick (1999)	135	203
Touchdowns		
1. Brenden Motley (2015)	3	--
Michael Vick (1999)	3	4
T3. Tyrod Taylor (2007)	2	3
Maurice DeShazo (1992)	2	2
TOTAL OFFENSE		
1. Brenden Motley (2015)	881	--
2. Michael Brewer (2014)	765	1,090
3. Logan Thomas (2011)	646	883
TOTAL TOUCHDOWNS		
1. Grant Noel (2001)	9	9
2. Brenden Motley (2015)	8	--
T3. Michael Brewer (2014)	7	7
Marcus Vick (2005)	7	8
TOTAL POINTS BY TECH		
1. Grant Noel (2001)	133	179
2. Brenden Motley (2015)	121	--
3. Al Clark (1997)	113	163
HIGHEST TOTAL OFFENSE IN SINGLE GAME		
1. Brenden Motley (2015)	366 (S3)	at ECU
2. Logan Thomas (2011)	323 (S3)	ARK. ST
3. Sean Glennon (2006)	307 (S3)	DUKE

*** - Bryan Randall (2002, 47 rushing attempts); Tyrod Taylor (2007, 189 rushing yards); Michael Vick (1999, 9 total TDs, 167 total points by Tech, and 316 total off. in 54 at Rutgers).

VIRGINIA TECH'S 260-GAME SCORING STREAK

Virginia Tech's current scoring streak started in 1995 and now stands as the 12th-longest streak in Division I-A college history, and the sixth-longest active streak in the FBS. During the run, Tech scored on its first offensive possession 84 times, plus another five occasions* where it scored on returns on its first touch of the game. The Hokies have scored in the first quarter 188 times during the streak, and have extended it by halftime in 247 of the 259 games. Here's the year-by-year breakdown (* - blocked punt recovery in the end zone against Akron in 1995; an interception return at Clemson in 2007; an interception return against Boston College in 2008; a blocked punt return against Marshall in 2013; and a fumble return on the opening kickoff of the 2014 Western Michigan game):

School	Streak	Dates	Ended By
Michigan	365	10/27/1984 - 9/6/2014	Notre Dame
Brigham Young	361	9/27/1975 - 11/15/2003	Utah
Florida	338	11/05/1988 - present
TCU	284	11/23/1991 - present
Texas	281	11/29/1980 - 10/02/2004	Oklahoma
Washington State	280	10/22/1984 - 10/18/2008	USC
Air Force	274	12/31/1992 - present
Washington	272	11/14/1981 - 10/16/2004	USC
Oregon	267	10/05/1985 - 11/15/2007	UCLA
Tennessee	263	9/24/1994 - present
Ohio State	263	12/30/1993 - present *
Virginia Tech	260	9/23/1995 - present
Georgia	254	10/7/95 - present *
Nebraska	249	9/05/1996 - present
UCLA	245	10/02/1971 - 10/17/1992	Arizona State
Colorado	242	11/19/1988 - 10/25/2008	Missouri
Nebraska	233	1/01/1974 - 11/29/1991	Miami, Fla.
Kansas State	232	11/23/1996 - present
Florida State	232	9/10/1988 - 11/11/2006	Wake Forest
Wisconsin	231	9/06/1997 - 11/29/2014	Ohio State
Georgia Tech	229	10/30/1997 - present
Boise State	229	10/11/1997 - present

* - had 13 games vacated by NCAA from 2010 season (not included in streak)

Season	Games	1st Poss.	Scored On/In:					Points Scored		
			1Q	2Q	3Q	4Q	OT	Wins	Losses	Ties
1995	10	2*	6	3	1	0	0	335	0	—
1996	12	6	9	3	0	0	0	328	42	—
1997	12	3	8	3	1	0	0	244	80	—
1998	12	6	11	1	0	0	0	299	82	—
1999	12	4	11	1	0	0	0	455	29	—
2000	12	7	10	1	0	1	0	463	21	—
2001	12	3	10	1	1	0	0	314	62	—
2002	14	4	11	3	0	0	0	303	126	—
2003	13	7	11	2	0	0	0	328	132	—
2004	13	4	7	4	1	1	0	358	42	—
2005	13	3	10	2	0	1	0	411	29	—
2006	13	4	9	4	0	0	0	282	54	—
2007	14	6*	9	4	1	0	0	364	38	—
2008	14	3*	7	7	0	0	0	230	79	—
2009	13	5	11	1	1	0	0	350	64	—
2010	14	5	9	5	0	0	0	416	58	—
2011	14	4	9	5	0	0	0	358	33	—
2012	13	2	8	4	0	1	0	200	126	—
2013	13	4*	11	1	1	0	0	168	83	—
2014	13	5*	8	3	0	1	1	212	101	—
2015	4	2	3	1	0	0	0	93	52	—
Totals	260	89	188	59	7	5	1	6511	1333	0

Virginia Tech has a **192-68** record during the streak, averaging **33.9** points in the wins and **19.6** points in the losses. The Hokies have only on six occasions delayed extending the streak until the fourth quarter or overtime. The last time came in 2014 in an overtime loss at Wake Forest. The latest Tech scored its first points in a game was in overtime in 2014 at Wake Forest (a 0-0 tie after four quarters). The latest in a regulation game was with 1:30 left in Tech's game versus Miami also in 2014. Here's a look at the six occasions.

(* — in Sugar Bowl in New Orleans; ^ — Russell Athletic Bowl in Orlando):

Date	Game	Opponent	Fourth Quarter/OT Score (first if multiple scores)	Time Left (4Q)	Result
Nov. 4, 2000	67	at Miami	Lee Suggs 1 yd run	12:23	L, 21-41
Jan. 3, 2005	122	Auburn*	Josh Morgan 29 yd pass from Bryan Randall	6:58	L, 13-16
Nov. 5, 2005	131	Miami	Marcus Vick 2 yd run	8:06	L, 7-27
Dec. 28, 2012	230	Rutgers ^	Cody Journell 25 yd FG	12:14	W, 13-10 (ot)
Oct. 23, 2014	251	Miami	Isaiah Ford 14 yd pass from Mark Leal	1:30	L, 6-30
Nov. 22, 2014	254	at Wake Forest	Joey Slye 28 yd FG	OT	L, 3-6 (2ot)

There have been **nine** occasions where Virginia Tech scored just once to continue the streak, by nine different players. Only twice did Tech's lone score come in the fourth quarter of a game: 2005 when Marcus Vick scored on a 5-yard run with 8:06 left in a 27-7 loss and in 2014 when Isaiah Ford caught a 14-yard pass from Mark Leal with 1:30 left in a 30-6 loss and once it came in overtime, last year at Wake Forest on a Joey Slye field goal. A look at these nine times with one score.

(* — denotes Gator Bowl in Jacksonville):

Date	Game	Opponent	The Hokie To Score	Time Left	Result
Jan. 1, 1998*	34	vs. North Carolina	Shayne Graham 40 yd FG	4:37, 3Q	L, 3-42
Nov. 3, 2001	78	at Pittsburgh	Ronyell Whitaker 71 yd blocked FG return	1:42, 1Q	L, 7-38
Oct. 22, 2003	103	at West Virginia	Vincent Fuller 50 yd fumble return	2:07, 2Q	L, 8-27
Nov. 5, 2005	131	Miami	Marcus Vick 2 yd run	8:06, 4Q	L, 7-27
Oct. 12, 2006	141	at Boston College	Brandon Pace 36 FG	0:41, 2Q	L, 3-22
Sept. 8, 2007	150	at LSU	Tyrod Taylor 1 yd run	4:38, 3Q	L, 7-48
Oct. 1, 2011	208	Clemson	Cody Journell 24 FG	4:35, 2Q	L, 3-23
Oct. 23, 2014	251	Miami	Isaiah Ford 14 yd pass from Mark Leal	1:30, 4Q	L, 6-30
Nov. 22, 2014	254	at Wake Forest	Joey Slye 28 yd FG	OT	L, 3-6 (2ot)

The One-Scorers (9): Ford 1, Fuller 1, Graham 1, Journell 1, Pace 1, Slye 1, Taylor 1, Marcus Vick 1, Whitaker 1 (four field goals, two rushing touchdowns, one pass, one fumble return, one blocked field goal return)

TOUCHDOWNS BY DEFENSE & SPECIAL TEAMS

1987: Jon Jeffries, 92-yd. kickoff return vs. Clemson; Don Stokes, recovered blocked punt in end zone vs. Syracuse; Randy Cockrell (ilb), 90-yd. interception return vs. Navy.

1988: Don Stokes, recovered blocked punt in end zone vs. Southern Miss; Jock Jones, recovered blocked punt in end zone vs. West Virginia; Roger Brown (cb), 55-yd. interception return vs. South Carolina; Leslie Bailey (ilb), 19-yd. interception return vs. South Carolina.

1989: Marcus Mickel, 90-yd. kickoff return vs. Clemson; Jock Jones (olb), 55-yd. interception return vs. Tulane; Roger Brown (cb), 55-yd. interception return vs. North Carolina State.

1990: The '90 season marked the first and only season to date during Beamer's tenure that Tech failed to score at least one TD on either defense or special teams.

1991: P.J. Preston (olb), recovered fumble in end zone vs. Oklahoma; Ken Landrum, 18-yd. blocked punt return vs. Cincinnati; Kirk Alexander (fs), 95-yd. interception return vs. Cincinnati.

1992: Tyronne Drakeford (cb), 40-yd. interception return vs. East Carolina; Tony Kennedy, 91-yd. kickoff return vs. Louisville; Ken Brown (olb), 18-yd. interception return vs. Rutgers.

1993: William Ferrell, 7-yd. blocked punt return vs. Rutgers; DeWayne Knight (olb), 23-yd. fumble return vs. Syracuse; Jeff Holland (dt), 8-yd. fumble return vs. Virginia; Lawrence Lewis (de), 20-yd. fumble return vs. Indiana; Antonio Banks, 80-yd. blocked field goal return vs. Indiana.

1994: Torrian Gray (rov), 66-yd. interception return vs. Boston College; Stacy Henley, 25-yd. blocked punt return vs. Temple; Lawrence Lewis (de), 60-yd. fumble return vs. East Carolina; Antonio Freeman, 80-yd. punt return vs. Pittsburgh.

1995: Jermaine Holmes, recovered blocked punt in end zone vs. Akron; Hank Coleman (de), 51-yd. fumble return vs. Rutgers; Myron Newsome (ilb), 71-yd. interception return vs. Rutgers; Larry Green (cb), 37-yd. interception return vs. West Virginia; Jim Baron (dt), 46-yd. fumble return vs. Temple; J.C. Price (dt), 19-yd. interception return vs. Temple; Antonio Banks (cb), 65-yd. interception return vs. Virginia; Bryan Still, 60-yd. punt return vs. Texas; Jim Baron (dt), 20-yd. fumble return vs. Texas.

1996: Cornelius White, 60-yd. blocked punt return vs. Syracuse; Keion Carpenter (fs), 100-yd. interception return vs. Miami.

1997: Carl Bradley (dt), recovered fumble in end zone vs. Rutgers; Pierson Prioleau (rov), 43-yd. fumble return vs. Rutgers; Lorenzo Ferguson (fs), 84-yd. interception return vs. Arkansas St.; Anthony Midget (cb), 22-yd. fumble return vs. Pittsburgh.

1998: Keion Carpenter (fs), 16-yd. interception return vs. Pittsburgh; Pierson Prioleau (rov), 85-yd. interception return vs. Boston College; Marcus Gildersleeve, recovered blocked punt in end zone vs. UAB; Ricky Hall, 17-yd. blocked punt return vs. West Virginia; Ricky Hall, recovered blocked punt in end zone vs. Syracuse; Loren Johnson (cb), 78-yd. fumble return vs. Syracuse; Ike Charlton (cb), 26-yd. interception return vs. Rutgers; Jamel Smith (lb), 98-yd. interception return vs. Rutgers; Anthony Midget (cb), 27-yd. interception return vs. Alabama.

1999: Ike Charlton (cb), 34-yd. interception return vs. Clemson; Corey Moore (de), 32-yard fumble return vs. Clemson; Cory Bird (rov), 26-yd. fumble return vs. Syracuse; Phillip Summers (rov), 43-yd. interception return vs. Syracuse; Tee Butler, recovered fumble by punter in end zone vs. Syracuse; Ricky Hall, 64-yd. punt return vs. Miami; Ike Charlton (cb), 51-yd. fumble return vs. Miami; Larry Austin (cb), 31-yd. interception return vs. Temple.

2000: Willie Pile (fs), 11-yd. interception return vs. Akron; Cory Bird, 9-yd. blocked punt return vs. East Carolina; André Davis, 87-yd. punt return vs. East Carolina; André Davis, 71-yd. punt return vs. Boston College; André Davis, 76-yd. punt return vs. WVU; Nathaniel Adibi (de), 36-yd. fumble return vs. UCF.

2001: Channing Reed (dt), 8-yd. fumble return vs. Rutgers; Kevin McCadam (rov), 69-yd. interception return vs. UCF; André Davis, 55-yd. punt return vs. UCF; Jim Davis (de), 27 yd. interception return vs. West Virginia; Kevin McCadam (rov), 9-yd. fumble return vs. Boston College; Ronyell Whitaker, 71-yd. blocked field goal return vs. Pittsburgh; Brandon Manning, 22-yd. blocked punt return vs. Miami.

2002: DeAngelo Hall, 69-yd. punt return vs. Arkansas State; DeAngelo Hall (cb), 49-yd. interception return vs. Arkansas State; Jason Lallis (dt), 59-yd. fumble return vs. Arkansas State; Alex Markogiannakis (ilb), 25-yd. fumble return vs. Western Michigan; DeAngelo Hall, 51-yd. punt return vs. Rutgers; Darryl Tapp, 11-yd. blocked punt return vs. Virginia; Willie Pile (fs), 96-yd. interception return vs. Miami.

2003: Jason Lallis (dt), 45-yd. interception return vs. UCF; Eric Green (cb), 84-yd. interception return vs. UConn; Mike Imoh, 91-yd. kickoff return vs. UConn; Chris Clifton, 16-yd. blocked punt return vs. UConn; Jimmy Williams (fs), 55-yd. interception return vs. Rutgers; DeAngelo Hall, 58-yd. punt return vs. Syracuse; DeAngelo Hall, 60-yd. punt return vs. Syracuse; Vincent Fuller (cb), 50-yd. fumble return vs. WVU; DeAngelo Hall (cb), 28-yd. fumble return vs. Miami; Eric Green (cb), 51-yd. interception return vs. Miami; DeAngelo Hall, 52-yd. punt return vs. Cal.

2004: Jason Lallis (de), 28-yd. fumble return vs. Western Michigan; Brandon Flowers (cb), 38-yd. interception return vs. Western Michigan; Vincent Fuller, 74-yd. blocked field goal return vs. West Virginia; Bl. Warren (ilb), 46-yd. interception return vs. Florida A&M; Roland Minor (cb),

64-yd. interception return vs. Georgia Tech; Jimmy Williams (cb), 34-yd. interception return vs. Maryland.

2005: Roland Minor (cb), 23-yd. interception return vs. Duke; D.J. Parker, 78-yd. blocked field goal return vs. Georgia Tech; Xavier Adibi (ilb) 25-yd. interception return vs. Georgia Tech; Chris Ellis (de), 29-yd. interception return vs. Georgia Tech; Vince Hall (ilb) 15-yd. fumble return vs. Marshall; Vince Hall (ilb) 13-yd. interception return vs. Boston College; James Anderson (olb) 39-yd. interception return vs. Louisville.

2006: Brenden Hill (olb), 69-yd. interception return vs. North Carolina; Eddie Royal, 58-yd. punt return vs. Duke; Victor "Macho" Harris (cb), 72-yd. interception return vs. Cincinnati; Noland Burchette (de), 15-yd. fumble return vs. Kent State; Xavier Adibi (ilb), 35-yd. fumble return vs. Wake Forest.

2007: Victor "Macho" Harris (cb), 17-yd. interception return vs. East Carolina; Brandon Flowers (cb), 49-yd. interception return vs. William & Mary; Eddie Royal, 60-yd. punt return vs. William & Mary; D.J. Parker (fs), 32-yd. interception return vs. Clemson; Eddie Royal, 82-yd. punt return vs. Clemson; Victor "Macho" Harris, 100-yd. kickoff return vs. Clemson; Chris Ellis (de), 5-yd. interception return vs. Florida State; Xavier Adibi (lb), 40-yd. interception return vs. Boston College; Justin Harper, 84-punt return vs. Kansas.

2008: Stephan Virgil (cb), 30-yd. fumble return vs. East Carolina; Brett Warren (ilb), 36-yd. interception return vs. Boston College; Victor "Macho" Harris (cb), 55-yd. interception return vs. Boston College; Victor "Macho" Harris (cb), 23-yd. interception return vs. Duke; Orion Martin (de), 17-yd. fumble return vs. Boston College.

2009: Dyrell Roberts, 98-yd. kickoff return vs. Alabama; Jayron Hosley, 64-yd. punt return vs. Marshall; Matt Reidy, 1-yd. blocked punt return vs. Miami; Rashad Carmichael (cb) 22-yd. interception return vs. Boston College.

2010: Rashad Carmichael (cb), 68-yd. interception return vs. East Carolina; David Wilson, 92-yd. kickoff return vs. NC State; Jayron Hosley, 80-yd. punt return vs. Central Michigan; David Wilson, 90-yd. kickoff return vs. Georgia Tech; Jeron Gouveia-Winslow (olb), 24-yd. interception return vs. Florida State.

2011: Kyle Fuller, recovered blocked punt in end zone vs. Appalachian State.

2012: Kyshoen Jarrett, 94-yd. punt return vs. Pittsburgh; Demitri Knowles, 93-yd. kickoff return vs. North Carolina.

2013: Detrick Bonner (fs), 37-yd. interception return vs. Western Carolina; Derek Di Nardo 11-yd. blocked punt return vs. Marshall.

2014: Donovan Riley (cb), 63-yd. interception return vs. Ohio State; Andrew Motuapuaka 11-yd. fumble return on kickoff vs. Western Michigan; Kendall Fuller (cb), 47-yd. interception return vs. North Carolina; Bucky Hodges recovered blocked punt in end zone vs. Virginia; Greg Stroman (cb), 12-yd. fumble return vs. Cincinnati.

2015: Andrew Motuapuaka 18-yd. interception return vs. Furman; Chuck Clark 20-yd. fumble return vs. Purdue; Anthony Shegog 15-yd blocked punt return vs. Purdue.

The Tally Sheet

TOTAL: 142

Defense: 88 TDs

Type	Total	Last
Pass Interceptions	58	Andrew Motuapuaka (18 yds), 2015 vs. Furman
Fumble Returns	28	Chuck Clark (20 yds), 2015 at Purdue
Fumble Recoveries	2	Carl Bradley (end zone), 1997 vs. Rutgers)

Special Teams: 54 TDs

Type	Total	Last
Punt Returns	19	Kyshoen Jarrett (94 yds), 2012 vs. Pittsburgh
Blocked Punts	20	Anthony Shegog (15 yds), 2015 at Purdue
Kickoff Returns	9	Demitri Knowles (93 yds), 2012 vs. North Carolina
Blocked Field Goals	4	D.J. Parker (78 yds), 2005 vs. Georgia Tech
Fumble Recovery	1	Tee Butler (end zone by punter), 1999 vs. Syracuse
Fumble Returns	1	Andrew Motuapuaka (kickoff), 2014 vs. Western Mich.

VIRGINIA TECH'S BLOCKED KICKS UNDER FRANK BEAMER

Totals: 135 in 351 games (67 punts, 40 FGs, 28 PATs)

1987 (1 punt, 1 PAT, 1 FG)

Syracuse – punt* (Jimmy Whitten) hL
East Carolina – PAT (na) hL
Cincinnati – FG (Roger Brown) hW

1988 (4 punts, 3 FGs)

Clemson – punt (Jock Jones) aL
Southern Miss – punt* (Archie Hopkins) aL
West Virginia – punt* (Archie Hopkins) hL
Cincinnati – punt+ (Jock Jones) aW
Louisville – FG (Jimmy Whitten) aL
Florida State – FG (Roger Brown);
FG+ (Roger Brown) aL

1989 (1 punt, 1 FG)

Tulane – punt+ (Archie Hopkins) hW
NC State – FG (Jock Jones) aW

1990 (2 punts, 4 PATs, 1 FG)

East Carolina – PAT (John Rivers) aW
South Carolina – PAT (John Rivers) hL
Florida State – punt+ (Scott Jones) aL
West Virginia – FG+ (Bernard Basham) hW
Temple – punt (Archie Hopkins) aL
NC State – PAT (Bernard Basham) hW
Virginia – PAT (Bernard Basham) hW

1991 (3 punts, 3 FGs)

James Madison – FG (Bernard Basham) hW
Oklahoma – FG (Bernard Basham) aL
Cincinnati – punt+ (P.J. Preston);
punt* (Kirk Alexander) hW
Louisville – FG (John Rivers) hW
East Carolina – punt (Marcus McClung) hL

1992 (5 PATs, 1 FG)

James Madison – PAT (John Rivers);
FG+ (Kirk Alexander) hW
East Carolina – PAT (Bernard Basham) aL
West Virginia – PAT (David Wimmer) hL
Miami – PAT (Bernard Basham) hL
Virginia – PAT (David Wimmer) hL

1993 (4 punts, 2 FGs)

Miami – punt@ (Willie Wilkins) aL
Maryland – FG (George DelRico) hW
Rutgers – punt* (Marcus McClung) hW
Syracuse – punt+ (William Ferrell) hW
Virginia – punt# (Brandon Semones) aW
Indiana – FG* (Jeff Holland) nW

1994 (2 punts, 2 FGs)

Arkansas St. – FG (Cornell Brown) hW
Temple – punt* (William Ferrell) hW
Miami – punt# (Michael Williams) aL
Rutgers – FG (Michael Williams) hW

1995 (4 punts, 3 PATs, 1 FG)

BC – PAT (Waverly Jackson) hL
Cincinnati – FG (Jim Baron);
PAT (Lawrence Lewis) hL
Miami – punt# (Angelo Harrison) hW
Pittsburgh – punt+ (Angelo Harrison);
punt# (Angelo Harrison) aW
Akron – punt* (Okesa Smith);
PAT (Lawrence Lewis) hW

1996 (5 punts, 1 PAT)

Akron – PAT (John Engelberger) aW
BC – punt+ (Keion Carpenter) aW
Syracuse – punt* (Cornelius White) aL
Temple – punt (Keion Carpenter) hW
SW Louisiana – punt (Michael Stuewe);
punt+ (Keion Carpenter) hW

1997 (2 punts, 3 PATs, 2 FGs)

Arkansas St. – FG+ (Carl Bradley) hW
WVU – punt# (Phillip Summers) aL
Miami – PAT (Carl Bradley) hW
Pittsburgh – PAT (Corey Moore);
PAT (John Engelberger) aL
Virginia – punt (Keion Carpenter);
FG (John Engelberger) aL

1998 (8 punts, 2 PATs, 2 FGs)

East Carolina – FG+ (Corey Moore) hW
Miami – PAT (John Engelberger) aW
Pittsburgh – FG (Corey Moore);
punt# (Larry Austin) hW
Boston College – punt (Keion Carpenter);
punt+ (André Davis) aW
UAB – punt* (Larry Austin) aW
WVU – punt* (Marcus Gildersleeve);
PAT (John Engelberger) hW
Syracuse – punt* (Anthony Midget) aL
Alabama – punt (Keion Carpenter);
punt+ (Corey Moore) nW

1999 (1 punt, 1 PAT)

Rutgers – PAT^ (Carl Bradley) aW
Pittsburgh – punt+ (André Davis) aW

2000 (4 punts, 2 FGs, 2 PATs)

Akron – FG+ (Cory Bird) hW
East Carolina – punt* (Wayne Ward);
FG (Larry Austin) aW
Rutgers – punt+ (Eric Green) hW
Temple – punt+ (Wayne Ward) hW
West Virginia – punt (Lee Suggs);
PAT (Lamar Cobb) hW
Pittsburgh – PAT (David Pugh) hW

2001 (5 punts, 2 FGs)

W. Michigan – punt+ (Wayne Ward) hW
Rutgers – punt@ (Eric Green) aW
UCF – punt@ (Brandon Manning) hW
Pittsburgh – FG* (Lamar Cobb) aL
Virginia – punt (Wayne Ward) aW
Miami – FG# (David Pugh);
punt* (Eric Green) hL

2002 (5 punts, 2 FGs)

LSU – punt+ (Justin Hamilton);
punt@ (Jason Lallis) hW
Marshall – FG+ (Team) hW
Western Michigan – FG (Jeff King) aW
Pittsburgh – punt+ (Nathaniel Adibi) hL
West Virginia – punt# (Ernest Wilford) hL
Virginia – punt* (Justin Hamilton) hW

2003 (1 punt, 3 FGs)

UConn – punt* (Nathaniel Adibi) hW
Rutgers – FG (Jeff King) aW
Syracuse – FG (Vincent Fuller) hW
Miami – FG (Eric Green) hW

2004 (1 punt, 3 FGs)

W. Michigan – FG+ (Jim Davis);
punt+ (Darryl Tapp) hW
West Virginia – FG* (Jim Davis) hW
Virginia – FG (Jim Davis) hW

2005 (2 FGs, 1 punt)

Georgia Tech – FG* (Jeff King) hW
North Carolina – FG+ (Darryl Tapp);
punt+ (Macho Harris) hW

2006 (3 punts, 2 FGs)

Northeastern – punt+ (Cary Wade);
FG (Kory Robertson) hW
North Carolina – punt+ (Josh Morgan) aW
Cincinnati – punt@ (Josh Morgan) hW
Miami – FG (Duane Brown) aW

2007 (2 punts, 1 FG, 1 PAT)

Duke – punt+ (Stephan Virgil) aW
Virginia – punt# (Davon Morgan) aW
Boston College (ACC) – FG (Duane Brown)
PAT ^ (Duane Brown) nW

2008 (2 PAT, 2 FGs, 1 punt)

East Carolina – PAT^ (John Graves) nL
Furman – FG (John Graves) hW
Georgia Tech – PAT (John Graves) hW
Nebraska – punt@ (Stephan Virgil) aW
BC – FG# (Jason Worilds) aL

2009 (1 punt)

Miami – punt* (Jacob Sykes) hW

2010 (2 PAT, 1 punt)

Boise State – punt (Davon Morgan)
PAT (Andre Smith) nL
Stanford – PAT (Andre Smith) nL

2011 (1 punt)

Appalachian State – punt* (Tony Gregory) hW

2012 (1 punt)

Austin Peay – punt+ (Tony Gregory) hW

2013 (1 punt, 1 FG)

Marshall – punt+ (Kyle Fuller)
FG (Derrick Hopkins) hW

2014 (1 FG, 1 PAT, 1 punt)

Pitt – FG+ (Dadi Nicolas) aL
Miami – PAT (Dadi Nicolas) hL
Virginia – punt * (C.J. Reavis) hW

2015 (1 punt)

Purdue – punt * (Terrell Edmunds) aW

* - recovered or returned for TD;
+ - led to TD;
@ - led to safety;
- led to field goal;
^ - led to a two-point defensive extra point

HOKIES IN THE NFL

AS OF SEPT. 28

<u>Current Player</u>	<u>Team</u>
Nick Becton	Chicago
Duane Brown	Houston
Kam Chancellor	Seattle
Antone Exum, Jr.	Minnesota
Brandon Flowers	San Diego
Corey Fuller	Detroit
Kyle Fuller	Chicago
James Gayle	Washington
Laurence Gibson	Kansas City
DeAngelo Hall	Washington
Jayron Hosley	N.Y. Giants
Kyshoen Jarrett	Washington
Will Montgomery	Chicago
Joshua Morgan	New Orleans
Vinston Painter	N.Y. Giants
Eddie Royal	Chicago
Darryl Tapp	Detroit
Tyrod Taylor	Buffalo
Logan Thomas	Miami
Michael Vick	Pittsburgh
Chase Williams	Oakland

<u>Current Coach/Staff</u>	<u>Position</u>
Bruce Arians	Arizona Head Coach
Malcolm Blacken	Washington Dir. of Player Develop.
Eugene Chung	KC Asst. Off. Line
Keith Gray	Phi. Asst. S&C Coach
Anthony Midget	Hou. Asst. Secondary
Chris Peduzzi	Phi. Head Athletic Trainer
Nick Rapone	Arizona Defensive Backs
Nick Sorensen	Sea Special Teams
Todd Washington	Balt. Assistant Off. Line

TECH PLAYERS WITH NFL FATHER CONNECTIONS**Current Players**

Kyle Chung (Eugene Chung)
 Calvin Cline (Mike Cline)
 Trey, Terrell and Tremaine Edmunds (Ferrell Edmunds)
 Alston Smith (Bruce Smith)

Former Players

Ken, Jr. and Jason Barefoot (Ken Barefoot, Sr.)
 Chad Beasley (Tom Beasley)
 Chad and Cody Grimm (Russ Grimm)
 Billy Hardee, III (Billy Hardee, Jr.)
 Kenny Lewis, Jr. (Kenny Lewis, Sr.)
 Jake Patten (Joel Patten)
 Jim Pyne (George Pyne)
 Josh Trimble (the late Steve Trimble)
 Beau, Blake and Brett Warren (Don Warren)
 Chase Williams (Gregg Williams)
 Tyrel Wilson (James Wilson)
 Jeron Gouveia-Winslow (Kurt Gouveia)

A FAMILY AFFAIR

The Virginia Tech football program prides itself on the family atmosphere it instills. That atmosphere hasn't gone unnoticed as several sets of brothers and sons of former Hokies have followed in their footsteps and decided to play for head coach Frank Beamer and his staff. Below is a list of current players who have followed in the footsteps of their relatives.

Woody Baron (junior)

Uncle: Jim Baron (lettered 1994-95)

Connor Kish (freshman)Brother: **Kevin Kish (freshman)****Kyle Chung (redshirt sophomore)**

Father: Eugene Chung (lettered 1988-91)

Tremaine Edmunds (freshman)

Brothers: Terrell Edmunds (redshirt freshman)

Trey Edmunds (redshirt junior)

Coleman Fox (freshman)

Father: Rich Fox (lettered 1986-89)

Kendall Fuller (junior)

Brothers: Corey Fuller (lettered 2012)

Kyle Fuller (lettered 2010-13)

Vincent Fuller (lettered 2001-04)

Deon Newsome (redshirt sophomore)

Father: Myron Newsome (lettered 1995-96)

Alston Smith (redshirt junior)

Father: Bruce Smith (lettered 1981-84)

Ronny Vandyke (redshirt senior)

Brother: Devin Vandyke (played 2012-14)

Trent Young (redshirt freshman)

Father: Cam Young (lettered 1988-89)

TECH PLAYERS WITH ANY NFL CONNECTIONS**Current Players**

Woody Baron - uncle, **James Baron**, played at Tech before playing in the NFL with Detroit and Chicago.

Kyle Chung - father, **Eugene Chung**, played at Tech before playing in the NFL with New England, Jacksonville and Indianapolis. He is currently the offensive line assistant of the Kansas City Chiefs.

Kalvin Cline - father, **Mike Cline**, was drafted by the Green Bay Packers.

Trey, Terrell and Tremaine Edmunds - father, **Ferrell Edmunds**, played seven seasons in the NFL as a tight end, earning two Pro Bowl nods.

Kendall Fuller - brother, **Vincent Fuller**, played six seasons as a defensive back for the Tennessee Titans

- brother, **Corey**, is currently playing in the NFL and is a wide receiver with the Detroit Lions;

- brother, **Kyle**, is currently playing in the NFL and is a defensive back with the Chicago Bears.

Alston Smith - father, **Bruce Smith**, was a standout player for the Hokies before going on to star in the NFL. The all-time sacks leader was inducted in to the NFL Hall of Fame in 2010.

COMEBACKS UNDER BEAMER**BIGGEST SECOND-HALF COMEBACK VICTORIES:**

15 points	Virginia (1995)
trailed 29-14 after 3rd	won 36-29
14 points	North Carolina (2008)
trailed 17-3 in 3rd	won 20-17
11 points	Louisville (2004)
trailed 24-13 in 4th	won 35-24

BIGGEST TOTAL COMEBACK VICTORY:

20 points	Duke (2012)
trailed 20-0 in 1st	won 41-20

MORE ON THE FULLERS

The Fullers became the first family at Tech to send four brothers to the school. More impressively is that, despite three of them playing on the defensive side of the ball, all four of them have scored at least one touchdown in their Tech careers.

VINCENT FULLER - CB**At VT:** 142 tackles, 19 PBU, 8 INTs, 3 FR

Two TDs: 50-yd fumble return; 74-yd blocked FG return

Fourth-round pick of Tennessee; 8 years in the NFL

COREY FULLER - WR**At VT (2 seasons):** 45 rec., 815 yds, 6 TDs

Final TD was only touchdown in 13-10 win over Rutgers in Russell Athletic Bowl

Sixth-round pick of Detroit; in third year in the NFL

2015 Stats:

KYLE FULLER - CB**At VT:** 173 tackles, 23.5 TFL, 28 PBU, 6 INTs, 4 FF

Second-team All-American

One TD: recovered blocked punt in end zone

First-round pick of Chicago; in second year in the FL

2015 Stats:

KENDALL FULLER - CB**At VT:** 112 tackles, 26 PBU, 8 INTs, 2 FR, 1 FF

2014 Second-Team All-American; First-team All-ACC

One TD: 47-yd INT for a touchdown at UNC

OF NOTE: If Kendall gets drafted and plays in the NFL, the four Fullers will become just the second group of four brothers to play in the NFL and the first group of four brothers to be drafted to the NFL out of the same college. Jim (Notre Dame), Joey (USC), Keith (USC) and Ross (Notre Dame) Browner are four brothers who played in the NFL in the late 1970s and 1980s, but went to different schools.

MORE ON THE EDMUNDS

Not to be outdone, the three Edmunds - Trey, Terrell and Tremaine - have become the first trio of brothers to play for head coach Frank Beamer all at the same time and are the fourth family to have at least three sons play at Tech.

The Fullers, again, are the only set of four brothers to play in Blacksburg, while the Houserights had four family members play for the Hokies.

Father: Bill Houseright (lettered 1973-77)**Sons:** Bill Houseright, Jr. (lettered 1995)

Jake Houseright (lettered 1998-01)

Jonas Houseright (lettered 2006-08)

The only other trio of brothers to play for Tech was the Warrens.

Brothers: Blake Warren (lettered 2002-05)

Brett Warren (lettered 2004-05, 2007-08)

Beau Warren (lettered 2007-10)

TECH IN OVERTIME (6-4)

9/19/98	at Miami	27	20	W	OT
11/9/02	at Syracuse	42	50	L	3OT
11/15/03	at Temple	24	23	W	OT
1/3/12	vs. Michigan	20	23	L	OT
9/3/12	Georgia Tech	20	17	W	OT
11/17/12	at Boston College	30	23	W	OT
12/28/12	vs. Rutgers	13	10	W	OT
9/21/13	Marshall	29	21	W	3OT
11/16/13	Maryland	24	27	L	OT
11/22/14	at Wake Forest	3	6	L	2OT

LANE STADIUM - HOME OF THE HOKIES

Rising high into the mountainous sky of the New River Valley, Virginia Tech's Lane Stadium enters its 51st year of football competition in 2015. The Tech football team has enjoyed over two decades of success, going to 22 straight bowl games and winning 10 or more games eight straight seasons from 2004-11. A big part of that success is the home-field advantage the Hokies enjoy at Lane Stadium/Worsham Field.

Billed as the toughest place in college football for opponents to play by Rivals.com in 2005 and one of the scariest places to play by ESPN.com in 2007, the Hokies play not only on one of the best playing surfaces in the nation, but with the south end zone and west side additions, the Hokies compete in one of the best stadiums in the nation.

Sitting at roughly 2,057 feet above sea level, the stadium is the second-highest among all FBS schools in the eastern United States, trailing only Appalachian State (3,300). Completed in 1965, Lane Stadium/Worsham Field has gone through numerous changes, renovations and additions. But through it all, it has always been regarded as one of the finest places to watch – and toughest places for opponents to play – a college football game.

A WINNING TRADITION

On Sept. 22, 1994, Tech won its 100th game in Lane Stadium in memorable fashion before a national television audience on ESPN with a 34-6 win over rival West Virginia. On Nov. 1, 2003, Tech upset No. 2 Miami 31-7 to pick up its 150th all-time win at Lane Stadium, marking the highest-ranked opponent the Hokies have ever defeated.

Tech's overall record at Lane Stadium is 208 wins, 77 losses and six ties in 51 years of play. The Hokies are 134-40-1 at home during Coach Frank Beamer's tenure at Virginia Tech and more impressively, are 116-26 in Blacksburg during the past 22 seasons.

Since joining the ACC prior to the 2004 season, Tech has accumulated a record of 58-15 at home, including a conference mark of 32-12. The Hokies went 32-9 at Lane Stadium/Worsham field while a member of the BIG EAST.

A large part of that impressive record is the home-field environment created by the fans, as Lane Stadium was sold out for 94 consecutive games, starting with the final game of the 1998 season against Virginia and running through the 2012 season.

THE HOKIE STONE

Before each home football game, Virginia Tech football players and coaching staff enter Lane Stadium through a tunnel. On the stadium-side entrance to Worsham Field, they pass beneath a Hokie Stone, which they touch for good luck and is flanked by these words: "For those who have passed. For those to come ... Reach for Excellence."

ENTER SANDMAN

The history behind Virginia Tech's use of Metallica's "Enter Sandman" started during the 2000 season. That summer Tech added a new scoreboard to Lane Stadium and the athletics marketing team decided to use the scoreboard for an entrance video. The group considered "Welcome to the Jungle" by Guns N' Roses and "Sirius" by the Alan Parsons Project before settling on "Enter Sandman." It has been the entrance song for the Hokies ever since.

FOOTBALL HISTORY

All-Time Tech Record (1892-present; 121 seasons)

Overall	713-453-46
Conference	229-161-21

In Blacksburg

Behind Lane Hall (1892)	1-0-0
Sheib Field (1894-1901)	13-1-0
Gibboney Field (1902-08)	19-2-0
Miles Field (1909-25)	60-3-3
Miles Stadium (1926-64)	67-25-4
Lane Stadium (1965-present; 50th season)	209-77-6
Under Beamer (1987-present)	135-40-1

On the road

Neutral sites

Televised games

Overtime games

When ranked

Opponent ranked

Both teams ranked

VT ranked higher

Opponent ranked higher

	Tech	Opponent
Total points scored	24,683	17,187
Average	20	14
Most Points Scored	99 (1919)	77 (1973)
Fewest Points Scored	0 (1995)	0 (2012)
Shutouts By	246 (2012)	144 (1995)
Largest Margin of Victory	99 (1919)	71 (1973)
Smallest Margin of Victory	1 (2014)	1 (2004)

LANE STADIUM HISTORIC MILESTONES

	Date	Opponent	Result	Score
First Win at Lane Stadium	Oct. 2, 1965	William & Mary	W	9-7
First Televised Game	Oct. 29, 1966	Florida State	W	23-21
First Night Game	Nov. 25, 1982	Virginia	W	21-14
First Game Under Coach Beamer	Sept. 12, 1987	Clemson	L	10-22
First ESPN Game	Nov. 24, 1990	Virginia	W	38-13
First ESPN GameDay Appearance	Oct. 16, 1999	Syracuse	W	62-0
Frank Beamer's 100th Win at Tech	Sept. 1, 2001	Connecticut	W	52-10
Tech's 600th win	Sept. 6, 2003	James Madison	W	43-0
150th win at Lane Stadium	Nov. 1, 2003	Miami	W	31-7
First ACC Game and Win	Sept. 18, 2004	Duke	W	41-17
250th game at Lane Stadium	Nov. 6, 2008	Maryland	W	23-13
200th win at Lane Stadium	Oct. 13, 2012	Duke	W	41-20

2015 HOME OPPONENTS and SERIES RECORDS AT LANE STADIUM

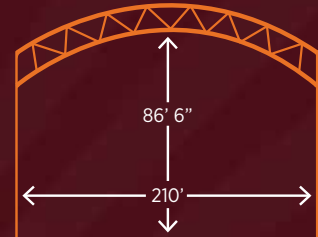
	W	L	T
Duke	7	1	0
Furman	2	0	0
North Carolina	4	1	0
North Carolina State	2	1	1
Ohio State	0	1	0
Pittsburgh	5	1	0

VIRGINIA TECH'S INDOOR PRACTICE FACILITY



86' 6"

Over 86 feet from the field to the bottom of the truss – a must for the kicking game!



1,200

Tons of specially engineered steel were utilized

2

737 jets can fit inside the building (nose to tail)



60,000

Square feet of precast concrete panels with the majority of weighing over

18 TONS

26,500

Square feet of glass and translucent panels, which is just over half an acre

11,213

Square feet of Hokie Stone on facade

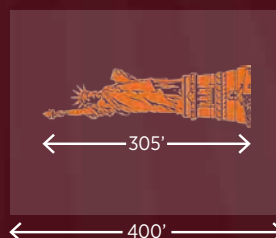


8

Porticoes feature the same values as the eight pylons of Virginia Tech's War Memorial: Brotherhood, Honor, Leadership, Sacrifice, Service, Loyalty, Duty and Ut Prosim



The Statue of Liberty could easily fit inside the facility



7,905,108

Cubic feet of space, enough room to fill

89 OLYMPIC POOLS



@BattleAtBristol
@VT_Football

160,000

Capacity of Bristol Motor Speedway

115,109

Current college football single-game record set in 2013 – Notre Dame at Michigan

107,517

Attendance for Tech's 2014 win at Ohio State

236 MILES

Distance between Blacksburg & Knoxville

1937

Last time the Hokies and the Volunteers met in the regular season

37-14

Result of last meeting between two schools, a Virginia Tech win in the 2009 Chick-fil-A Bowl

8,500 TONS

Amount of rock needed to form base of field

THE BATTLE AT BRISTOL

VIRGINIA TECH vs. TENNESSEE - SEPT. 10, 2016

On Oct. 14, 2013, Virginia Tech and Tennessee announced plans to play a non-conference football game at the Bristol Motor Speedway in 2016 at a joint news conference held at the speedway – a game that was dubbed as the “Battle at Bristol.”

The Bristol Motor Speedway will become a football venue next year when the Hokies take on neighboring Tennessee – the two schools are just 236 miles apart – in a non-conference tilt. Track officials anticipate the Sept. 10, 2016 game will break college football's all-time single-game attendance mark. The current record occurred in 2013 when Michigan and Notre Dame played in front of 115,109 fans at Michigan Stadium. The Bristol Motor Speedway is close to a 160,000-seat venue.

The marketing campaign for the game took another step when track general manager Jerry Caldwell, NASCAR Xfinity Series driver Ty Dillon and Derek Vaughan, an engineer with Richard Childress Racing – and a Virginia Tech graduate (mechanical engineering, class of 1998) – along with other BMS officials came to Blacksburg on Aug. 11 of this year to promote the game. The group toured Tech's facilities, met with athletics department personnel, including AD Whit Babcock and head football coach Frank Beamer, and answered questions from the media. Dillon and Vaughan also caught passes and ran drills with assistant head coach Shane Beamer and some of Tech's players.

VIRGINIA TECH FOOTBALL CONFERENCE AFFILIATIONS

- 1892-97: Independent
- 1898: Southern Intercollegiate Athletic Assoc.
- 1899-1906: Independent
- 1907-21: South Atlantic Intercollegiate Ath. Assoc. 1909, 1916, 1918 champions
- 1922-64: Southern Conference 1963 champions
- 1965-90: Independent
- 1991-2003: Big East 1995 champions, 1996 co-champions, 1999 champions
- 2004-present: ACC 2004 champions, 2007 champions
2008 champions, 2010 champions

JUST VIRGINIA TECH, PLEASE

While the full name of the school is Virginia Polytechnic Institute and State University, the school is commonly referred to as “Virginia Tech.”

Founded in 1872, as Virginia Agricultural and Mechanical College, the university changed its name to Virginia Polytechnic Institute in 1896.

Fans of the athletic department, as well as media covering the Hokies, shortened the name to VPI, but it eventually became Virginia Tech.

The “State University” was added in 1970 to bring the official title to what it is today.

Those covering Hokie athletics are asked to refer to the university as simply “Virginia Tech.”

Virginia Tech University, VPI and SU, VPI&SU, VT or VA Tech are not recognized names and should not be used.

WHAT'S A HOKIE?

That's the most frequently asked question regarding Virginia Tech athletics. The answer leads back to 1896 when Virginia Agricultural and Mechanical College changed its name to Virginia Polytechnic Institute. With the change came the necessity for writing a new cheer and a contest for such a purpose was held by the student body. Senior O.M. Stull won first prize for his “Old Hokie” yell which still is used today.

Later, when asked if “Hokie” had any special meaning, Stull explained the words he used had no hidden or symbolic meaning, but had been thought up in an effort to get attention. Hokie soon became a nickname for all Tech teams and for those people loyal to Tech athletics. Following is the “Old Hokie” yell in its original form:

**Hoki, Hoki, Hoki Hy!
Tech! Tech! V.P.I.!
Sola-Rex Sola-Rah
Polytech-Vir-gin-i-a!!
Rae, Ri, V.P.I.**



Unofficial Depth Chart (As of 9/28/15)

RCB	
22	Te. Edmunds 6-1 • 201 • r-Fr.
2	Riley 5-11 • 211 • Sr.
11	<i>Fuller*</i> 6-0 • 196 • Jr.

FS	
19	Clark 6-1 • 204 • Jr.
23	Greene 5-11 • 186 • r-Jr.
17	Alleyne 6-1 • 180 • Fr.

ROVER	
36	Alexander 6-3 • 197 • Fr.
26	Frye 6-2 • 197 • r-Jr.
29	Jones 6-2 • 205 • r-Jr.

NICKEL	
3	Stroman 6-1 • 168 • So.
6	Reynolds 6-1 • 181 • Fr.

DEFENSE

ROLB	
37	Vandyke 6-4 • 215 • r-Sr.
24	Shegog 6-3 • 212 • r-So.
18	Minor 6-2 • 221 • r-Fr.

MLB	
54	Motuapuaka 6-0 • 231 • r-So.
56	Huelskamp 6-1 • 207 • r-So.
44	Lydon 6-2 • 233 • Fr.

LOLB	
40	Clarke 6-1 • 227 • Sr.
38	McKinnon 6-1 • 225 • r-Jr.
50	Moss 6-2 • 213 • r-So.

LCB	
31	Facyson 6-2 • 196 • r-So.
2	Riley 5-11 • 211 • Sr.
27	C. Williams 5-9 • 167 • r-So.

RDE	
4	Ekanem 6-3 • 248 • r-Jr.
43	Dooley 6-6 • 235 • r-So.

NT	
96	Marshall 6-2 • 266 • r-Sr.
60	Baron 6-1 • 275 • Jr.

DT	
92	Maddy 6-2 • 283 • r-Sr.
95	N. Williams 6-4 • 299 • r-Jr.
OR	
91	Sobczak 6-1 • 309 • r-Fr.

LDE	
90	Nicolas 6-3 • 223 • r-Sr.
99	Mihota 6-5 • 270 • r-Fr.

OFFENSE

FL	
5	Phillips 6-1 • 191 • So.
80	Knowles 6-1 • 180 • r-Sr.
86	Carroll 5-7 • 161 • r-Fr.
20	Newsome 5-11 • 187 • r-So.

LT	
71	McLaughlin 6-5 • 302 • Jr.
69	Nijman 6-8 • 280 • Fr.
58	Pettit 6-4 • 287 • r-Fr.

LG	
57	Teller 6-5 • 304 • r-So.
67	Osterloh 6-8 • 323 • r-So.
58	Pettit 6-4 • 287 • r-Fr.

C	
64	Gallo 6-2 • 297 • So.
61	Chung 6-4 • 283 • r-So.
79	T. Smith 6-3 • 282 • Fr.

RG	
72	Conte 6-6 • 295 • r-Jr.
67	Osterloh 6-8 • 323 • r-So.
74	Pfaff 6-5 • 295 • r-Fr.

RT	
77	Hansen 6-5 • 295 • r-Sr.
71	McLaughlin 6-5 • 302 • Jr.
52	Redman 6-5 • 287 • r-Sr.

TE	
88	Malleck 6-5 • 253 • Sr.
OR	
7	Hodges 6-7 • 241 • r-So.
89	Cline 6-4 • 237 • r-So.

TB	
4	Coleman 5-6 • 187 • Sr.
14	Edmunds 6-2 • 223 • r-Jr.
34	McMillian 6-0 • 196 • r-Fr.

QB	
9	Motley 6-3 • 221 • r-Jr.
2	Lawson 6-6 • 230 • Fr.
OR	
13	Durkin 6-4 • 222 • r-Fr.
12	<i>Brewer*</i> 6-1 • 195 • Sr.

FB	
45	Rogers 5-10 • 223 • Jr.
32	Peoples 5-9 • 218 • Fr.

SE	
1	Ford 6-2 • 188 • So.
81	Asante 6-0 • 187 • r-Jr.
15	Caleb 6-2 • 190 • r-Jr.

*Denotes injured player

SPECIALISTS

K	P	KR	PR	KO	H	PS	KS
46 Slye 6-1 • 214 • So.	27 Hughes 6-0 • 198 • Sr.	34 McMillian 6-0 • 196 • Jr.	3 Stroman 6-0 • 168 • So.	46 Slye 6-1 • 214 • So.	27 Hughes 6-0 • 198 • Sr.	59 D'Antuono 6-7 • 264 • r-Jr.	59 D'Antuono 6-7 • 264 • r-Jr.
		23 Greene 5-11 • 186 • r-Jr.	86 Carroll 5-7 • 162 • r-Fr.	30 Ludwig 6-1 • 199 • Jr.		65 Taylor 6-1 • 212 • r-So.	65 Taylor 6-1 • 212 • r-So.
		81 Asante 6-0 • 187 • r-Sr.		35 Santamaria 5-8 • 166 • r-Fr.			

2015 VIRGINIA TECH FOOTBALL ROSTERS

#	NAME	POS	#	NAME	VL	POS	HT	WT	YR	HOMETOWN	HIGH SCHOOL
36	Adonis Alexander	ROV	1	Isaiah Ford	1	WR	6' 2"	188	So.	Jacksonville, Fla.	Trinity Christian
17	Jahque Alleyne	FS	2	Dwayne Lawson	-	QB	6' 6"	230	Fr.	Tampa, Fla.	Hillsborough
81	Kevin Asante	WR	2	Donovan Riley	3	FS	5' 11"	211	Sr.	Baltimore, Md.	Baltimore Poly
63	Daniel Bailey	OL	3	Greg Stroman	1	CB	6' 1"	168	So.	Bristow, Va.	Stonewall Jackson
12	Erikk Banks	CB	4	J.C. Coleman	3	TB	5' 6"	187	Sr.	Chesapeake, Va.	Oscar Smith
60	Woody Baron	DT	4	Ken Ekanem	2	DE	6' 3"	248	r-Jr.	Centreville, Va.	Centreville
25	Elisha Boyd	CB	5	Cam Phillips	1	WR	6' 1"	191	So.	Laurel, Md.	DeMatha
39	Jaylen Bradshaw	WR	6	Sean Daniel	-	WR	5' 10"	175	Fr.	Chesapeake, Va.	Oscar Smith
21	Michael Brainard	WR	6	Mook Reynolds	-	CB	6' 1"	181	Fr.	Greensboro, N.C.	Northern Guilford
12	Michael Brewer	QB	7	Bucky Hodges	1	TE	6' 7"	241	r-So.	Virginia Beach, Va.	Salem
82	Xavier Burke	TE	8	Zack Treser	-	LB	6' 4"	226	Fr.	Blacksburg, Va.	Blacksburg
45	Drew Burns	LB	9	Brenden Motley	1	QB	6' 3"	221	r-Jr.	Christiansburg, Va.	Christiansburg
36	Wright Bynum	LS	11	Kendall Fuller	2	CB	6' 0"	196	Jr.	Baltimore, Md.	Our Lady of Good Counsel
15	Joel Caleb	WR	12	Erikk Banks	-	CB	5' 10"	177	r-So.	Coeburn, Va.	Eastside
21	Alden Carpenter	WR	12	Michael Brewer	1	QB	6' 1"	195	r-Sr.	Lake Travis, Texas	Lake Travis
86	C.J. Carroll	WR	13	Chris Durkin	-	QB	6' 4"	222	r-Fr.	Poland, Ohio	Ursuline
65	Matt Christ	OL	14	Trey Edmunds	2	TB	6' 2"	223	r-Jr.	Danville, Va.	Dan River
61	Kyle Chung	OL	15	Joel Caleb	1	WR	6' 2"	190	r-Jr.	Midlothian, Va.	Clover Hill
76	Austin Clark	OL	16	Jack Click	-	QB	6' 3"	216	Fr.	Glen Allen, Va.	Deep Run
19	Chuck Clark	CB	16	Coleman Fox	-	TB	5' 11"	192	Fr.	Salem, Va.	Salem
40	Deon Clarke	LB	17	Jahque Alleyne	-	FS	6' 1"	180	Fr.	Virginia Beach, Va.	Ocean Lakes
16	Jack Click	QB	17	DuWayne Johnson	-	CB	6' 2"	178	Fr.	Washington, D.C.	H.D. Woodson
89	Kalvin Cline	TE	18	Raymon Minor	-	LB	6' 2"	221	r-Fr.	Ashland, Va.	Benedictine
4	J.C. Coleman	TB	18	Tyrone Thornton	-	DB	5' 10"	190	Jr.	Boston, Mass.	Newton South
72	Augie Conte	OL	19	Chuck Clark	2	CB	6' 1"	204	Jr.	Suffolk, Va.	King's Fork
85	Chris Cunningham	TE	20	Deon Newsome	1	WR	5' 11"	187	r-So.	Hampton, Va.	Hampton
59	Eddie D'Antuono	LS	21	Michael Brainard	-	WR	6' 0"	191	r-Sr.	Clifton, Va.	Paul VI
6	Sean Daniel	WR	21	Alden Carpenter	-	WR	6' 1"	197	r-So.	Leesburg, Va.	Tuscarora
43	Seth Dooley	DE	22	Terrell Edmunds	-	ROV	6' 1"	201	r-Fr.	Danville, Va.	Dan River
13	Chris Durkin	QB	22	Trey Skeens	-	FB	6' 0"	210	Fr.	Wytheville, Va.	George Wythe
48	Josh Eberly	LB	23	Der'Woun Greene	2	FS	5' 11"	186	r-Jr.	Portsmouth, Va.	Woodrow Wilson
22	Tyrell Edmunds	ROV	24	Anthony Shegog	1	ROV	6' 3"	212	r-So.	Stafford, Va.	North Stafford
49	Tremaine Edmunds	LB	25	Elisha Boyd	-	CB	6' 0"	175	r-Fr.	Newport News, Va.	Heritage
14	Trey Edmunds	TB	25	Jerome Wright	1	FB	6' 2"	224	Jr.	Richmond, Va.	Highland Springs
4	Ken Ekanem	DE	26	Desmond Frye	2	FS	6' 2"	197	r-Jr.	Chester, Va.	Thomas Dale
31	Brandon Facyson	CB	27	A.J. Hughes	3	P	6' 0"	198	Sr.	Terre Haute, Ind.	Terre Haute North Vigo
	Tyler Fitzgerald	WR	27	Curtis Williams	-	CB	5' 9"	167	r-So.	Amelia, Va.	Amelia County
1	Isaiah Ford	WR	28	Shai McKenzie	1	TB	5' 11"	229	So.	Washington, Pa.	Washington
16	Coleman Fox	TB	29	Greg Jones	1	FS	6' 2"	205	r-Jr.	Lorton, Va.	Lake Braddock
26	Desmond Frye	FS	30	Johnathan Galante	-	OLB	5' 9"	204	r-So.	Blacksburg, Va.	Christiansburg
11	Kendall Fuller	CB	30	Mitchell Ludwig	2	P	5' 11"	199	Jr.	Abingdon, Va.	Abingdon
47	Darius Fullwood	DE	31	Brandon Facyson	1	CB	6' 2"	196	r-So.	Newnan, Ga.	Northgate
41	Houshun Gaines	DE	32	Steven Peoples	-	FB	5' 9"	218	Fr.	Galax, Va.	Galax
30	Johnathan Galante	OLB	33	Deshawn McCleese	-	TB	5' 9"	177	Fr.	Chesapeake, Va.	Oscar Smith
64	Eric Gallo	OL	33	Quinton Taylor	-	OLB	6' 1"	224	r-Jr.	Chester, Va.	Thomas Dale
89	Laird Gardner	DE	34	Travon McMillian	-	TB	6' 0"	196	r-Fr.	Woodbridge, Va.	C.D. Hylton
23	Der'Woun Greene	FS	35	Michael Santamaria	-	PK	5' 8"	166	r-Fr.	Athens, Ga.	Athens Academy
77	Wade Hansen	OL	36	Adonis Alexander	-	ROV	6' 3"	197	Fr.	Charlotte, N.C.	Independence
86	Casey Harman	TE	36	Wright Bynum	-	LS	6' 4"	236	Fr.	Columbia, S.C.	Ben Lippen
93	Jeremy Haynes	DE	37	Ronny Vandyke	2	OLB	6' 5"	215	r-Sr.	Lorton, Va.	South County
94	Trevon Hill	DE	38	Joe Koshuta	-	LB	6' 2"	240	Fr.	Vienna, Va.	Madison
7	Bucky Hodges	TE	38	Dahman McKinnon	-	LB	6' 1"	225	r-Jr.	Hope Mills, N.C.	South View
56	Sean Huelskamp	LB	39	Jaylen Bradshaw	-	WR	6' 1"	190	r-Fr.	Chesapeake, Va.	Oscar Smith
27	A.J. Hughes	P	40	Deon Clarke	1	LB	6' 1"	227	Sr.	Richmond, Va.	L.C. Bird
17	DuWayne Johnson	CB	41	Houshun Gaines	-	DE	6' 4"	231	Fr.	Rocky Mount, N.C.	Nash Central
29	Greg Jones	FS	41	Jack Willenbrock	1	OL	6' 3"	247	r-Jr.	Glenmoore, Pa.	Downingtown East
	Connor Kish	OL	42	Matt Reinhart	-	LB	6' 2"	218	Fr.	Shoemakersville, Pa.	Berks Catholic
	Kevin Kish	OL	42	Marshawn Williams	1	TB	5' 11"	243	So.	Hampton, Va.	Phoebus
80	Demitri Knowles	WR	43	Seth Dooley	1	DE	6' 6"	235	r-So.	Salem, Va.	Glenvar
38	Joe Koshuta	LB	44	Carson Lydon	-	LB	6' 2"	233	Fr.	Tarpon Springs, Fla.	East Lake
2	Dwayne Lawson	QB	45	Drew Burns	1	LB	6' 3"	220	r-Jr.	Chesapeake, Va.	Grassfield
51	Harry Lewis	DT	45	Sam Rogers	2	FB	5' 10"	223	Jr.	Mechanicsville, Va.	Hanover
30	Mitchell Ludwig	P	46	Joey Slye	1	PK	6' 1"	214	So.	Stafford, Va.	North Stafford
44	Carson Lydon	LB	47	Darius Fullwood	-	DE	6' 4"	251	Fr.	College Park, Md.	Our Lady of Good Counsel

92	Luther Maddy	DT	48	Josh Eberly	-	LB	5' 7"	208	r-Jr.	Broadway, Va.	Broadway
88	Ryan Malleck	TE	48	D.J. Reid 2	-	TB	6' 1"	226	r-Fr.	Chester, Va.	Thomas Dale
96	Corey Marshall	DT	49	Tremaine Edmunds	-	LB	6' 5"	236	Fr.	Danville, Va.	Dan River
33	Deshawn McCleave	TB	50	Jamieon Moss	1	LB	6' 2"	213	r-So.	Elizabeth City, N.C.	Northeastern
28	Shai McKenzie	TB	51	Harry Lewis	-	DT	6' 0"	260	Fr.	Hampton, Va.	Phoebus
38	Dahman McKinnon	LB	52	Darius Redman	1	OL	6' 5"	287	r-Sr.	Washington, D.C.	H.D. Woodson
71	Jonathan McLaughlin	OL	53	Trent Young	-	LB	5' 10"	212	r-Fr.	Richmond, Va.	Douglas Freeman
34	Travon McMillian	TB	54	Andrew Motuapuaka	1	LB	6' 0"	238	r-So.	Virginia Beach, Va.	Salem
83	Charley Meyer	WR	56	Sean Huelskamp	1	LB	6' 1"	207	r-So.	Centreville, Va.	Chantilly
99	Vinny Mihota	DT	57	Wyatt Teller	1	OL	6' 5"	304	r-So.	Bealeton, Va.	Liberty
18	Raymon Minor	LB	58	Colt Pettit	-	OL	6' 4"	287	r-Fr.	Deshler, Ohio	Patrick Henry
66	Billy Ray Mitchell	OL	59	Eddie D'Antuono	2	LS	6' 7"	264	r-Jr.	Alexandria, Va.	Bishop Ireton
63	Andrew Moras	OL	60	Woody Baron	2	DT	6' 1"	275	Jr.	Nashville, Tenn.	Brentwood Academy
50	Jamieon Moss	LB	61	Kyle Chung	-	OL	6' 4"	283	r-So.	Ponte Vedra Beach, Fla.	Ponte Vedra
9	Brenden Motley	QB	62	D'Andre Plantin	-	OL	6' 5"	297	Fr.	Norcross, Ga.	Norcross
54	Andrew Motuapuaka	LB	63	Daniel Bailey	-	OL	6' 4"	285	Fr.	Abingdon, Va.	Abingdon
20	Deon Newsome	WR	63	Andrew Moras	-	OL	6' 0"	259	r-Fr.	Ridgewood, N.J.	Ridgewood
90	Dadi Lhomme Nicolas	DE	64	Eric Gallo	1	OL	6' 2"	297	So.	Richboro, Pa.	Council Rock South
69	Yosuah Nijman	OL	65	Matt Christ	-	OL	6' 4"	264	Fr.	Sterling, Va.	Dominion
67	Parker Osterloh	OL	66	Billy Ray Mitchell	-	OL	6' 4"	278	r-Fr.	Westwood, N.J.	Paramus Catholic
	Ryan Palmer	WR	67	Parker Osterloh	-	OL	6' 8"	323	r-So.	Williamsburg, Va.	Warhill
32	Steven Peoples	FB	69	Yosuah Nijman	-	OL	6' 8"	280	Fr.	Maplewood, N.J.	Columbia
58	Colt Pettit	OL	71	Jonathan McLaughlin	2	OL	6' 5"	302	Jr.	Mauldin, S.C.	Mauldin
74	Braxton Pfaff	OL	72	Augie Conte	2	OL	6' 6"	295	r-Jr.	Richmond, Va.	Blessed Sacrament Huguenot
5	Cam Phillips	WR	74	Braxton Pfaff	-	OL	6' 5"	295	r-Fr.	Lynchburg, Va.	Liberty Christian Academy
62	D'Andre Plantin	OL	75	Alston Smith	1	OL	6' 2"	293	r-Jr.	Virginia Beach, Va.	Cox
52	Darius Redman	OL	76	Austin Clark	-	OL	6' 6"	308	Fr.	Lexington, Va.	Rockbridge County
48	D.J. Reid	TB	77	Wade Hansen	1	OL	6' 5"	295	r-Sr.	Troy, N.Y.	Tamarac
42	Matt Reinhart	LB	79	Tyrell Smith	-	OL	6' 3"	282	Fr.	North Brunswick, N.J.	Don Bosco Prep
6	Mook Reynolds	CB	80	Demitri Knowles	3	WR	6' 1"	180	r-Sr.	Freeport, Bahamas	Liberty Christian Academy
2	Donovan Riley	FS	81	Kevin Asante	1	WR	6' 0"	187	r-Sr.	Charlotte, N.C.	Mallard Creek
89	Dalton Roe	DT	82	Xavier Burke	-	TE	6' 2"	235	Fr.	Lawrenceville, Va.	Brunswick
45	Sam Rogers	FB	83	Charley Meyer	2	WR	6' 0"	220	r-Jr.	Richmond, Va.	Benedictine
35	Michael Santamaria	PK	85	Chris Cunningham	-	TE	6' 2"	237	Fr.	Jacksonville, Fla.	Atlantic Coast
97	Tim Settle	DT	86	C.J. Carroll	-	WR	5' 7"	161	r-Fr.	Olney, Md.	Our Lady of Good Counsel
24	Anthony Shegog	ROV	86	Casey Harman	-	TE	6' 4"	220	Fr.	Swords Creek, Va.	Honaker
22	Trey Skeens	FB	87	Colton Taylor	-	LS	6' 1"	212	r-So.	Salem, Va.	Salem
46	Joey Slye	PK	88	Ryan Malleck	3	TE	6' 5"	253	r-Sr.	Point Pleasant, N.J.	Point Pleasant Borough
75	Alston Smith	OL	89	Kalvin Cline	1	TE	6' 4"	237	r-So.	Boca Raton, Fla.	Pine Crest
79	Tyrell Smith	OL	89	Laird Gardner	-	DE	6' 1"	215	Sr.	Monroe Township, N.J.	Monroe Township
91	Steve Sobczak	DT	89	Dalton Roe	-	DT	6' 1"	235	r-So.	Williamsburg, Va.	Jamestown
3	Greg Stroman	CB	90	Dadi Lhomme Nicolas	3	DE	6' 3"	223	r-Sr.	Delray Beach, Fla.	Atlantic
87	Colton Taylor	LS	91	Steve Sobczak	-	DT	6' 1"	309	r-Fr.	Milford, Va.	Massaponax
33	Quinton Taylor	OLB	92	Luther Maddy	3	DT	6' 2"	283	r-Sr.	Delray Beach, Fla.	Atlantic
57	Wyatt Teller	OL	93	Jeremy Haynes	-	DE	6' 3"	225	r-Jr.	Lorton, Va.	South County
18	Tyrone Thornton	DB	94	Trevon Hill	-	DE	6' 5"	228	Fr.	Virginia Beach, Va.	Salem
8	Zack Treser	LB	95	Nigel Williams	2	DT	6' 4"	299	r-Jr.	Richmond, Va.	Benedictine
37	Ronny Vandyke	OLB	96	Corey Marshall	3	DT	6' 2"	266	r-Sr.	North Dinwiddie, Va.	Dinwiddie
99	Jackson VanSickle	PK	97	Tim Settle	-	DT	6' 3"	359	Fr.	Manassas, Va.	Stonewall Jackson
98	Ricky Walker	DT	98	Ricky Walker	1	DT	6' 2"	284	So.	Hampton, Va.	Bethel
41	Jack Willenbrock	OL	99	Vinny Mihota	-	DT	6' 5"	270	r-Fr.	Fredericksburg, Va.	Massaponax
27	Curtis Williams	CB	99	Jackson VanSickle	-	PK	6' 1"	200	Fr.	Charlotte, N.C.	Charlotte Christian
42	Marshawn Williams	TB		Tyler Fitzgerald	-	WR	5' 9"	175	r-Fr.	Midlothian, Va.	Cosby
95	Nigel Williams	DT		Connor Kish	-	OL	6' 2"	285	Fr.	Oceanside, Calif.	El Camino
25	Jerome Wright	FB		Kevin Kish	-	OL	6' 2"	285	Fr.	Oceanside, Calif.	El Camino
53	Trent Young	LB		Ryan Palmer	-	WR	6' 2"	180	Fr.	Winston-Salem, N.C.	Winston-Salem Prep

PRONUNCIATION GUIDE

JAHQUE ALLEYNEjah-KAY ALLEN
 Kevin ASANTEuh-SAHN-tay
 MICHAEL BRAINARDBRAY-nerd
 ZOHN Burden (coach)ZONN
 Augie CONTECON-tee
 Eddie D'ANTUONOdan-TWAHN-oh
 Ken EKANEMee-CAN-um
 Brandon FACYSONFAY-sun (rhymes with Jason)
 HOUSHUN GainesHOW-shun

Johnathan GALANTEguh-LAHN-tay
 DER'WOUN GreeneDARE-ee-on
 Sean HUELSKAMPHULES-camp
 DuWAYNE JohnsonDwayne
 Scot LOEFFLER (coach)LEFF-ler
 Carson LYDONLY-dun
 SHAI McKenzieSHY
 DAHMAN McKinnonDUH-Mon
 RAYMON MinorRAY-mahn

JAMIEON MossJAY-mee-on
 Andrew MOTUAPUAKAmo-TOO-uh-poo-WAH-kuh
 DADI Nicolaslike Daddy
 YOSUAH NIJMANYOSH-u-ah NYJ-man
 Parker OSTERLOHOH-ster-low
 Colt PETTITPEH-tit
 Braxton PFAFFFAFF
 Anthony SHEGOGshih-GOG
 Steve SOBCZAKSOB-check



QUARTERBACKS

#9 BRENDEN MOTLEY R-JR

- Moved into starting role after Michael Brewer's injury vs. Ohio State (9/7).
- Sixth in the ACC in pass efficiency (147.3).
- Had career-highs in attempts (35), completions (20), yards (281), rush attempts (19), rush yards (85) at ECU (9/26). Threw a 7-yard TD pass to Ryan Malleck and ran for a 5-yard TD.
- Went 15-for-23 for 230 yards and two TDs at Purdue (9/19). Ran 15 times for 24 yards with a five-yard TD.
- Went 16-for-24 with 233 yards and two TDs vs. Furman (9/12) and ran 4 times for 38 yards with a five-yard TD.
- Rushed 11 times for 73 yards and had one completion for 17 yards in 2014.
- Made collegiate debut at Duke (11/15/14).

#2 DWAYNE LAWSON FR

- Ran once for four yards at ECU (9/26).
- Ran four times for five yards at Purdue (9/19).
- Made collegiate debut vs. Furman (9/12), completing three passes for 51 yards and rushing nine times for 51 yards and a TD.
- A four-star recruit by ESPN.com, Rivals.com
- Threw for 2,444 yards and 21 TDs. Ran for 867 yards and 17 TDs his senior year of high school.

#13 CHRIS DURKIN R-FR

- Made collegiate debut vs. Furman (9/12)
- Also working at H-back.
- Rushed four times for 25 yards.
- 3-star recruit by ESPN.com, 247Sports.com and Rivals.com.

#12 MICHAEL BREWER R-SR

- Went 11-for-16 for 156 yards and two touchdowns before breaking his left collarbone in third quarter vs. Ohio State (9/7).
- Started all 13 games in 2014. Was 262-for-441 on the season for 2,692 yards and 18 TDs, setting school records for completions and attempt while adding two rushing TDs.
- Set a school record with 56 pass attempts vs. East Carolina (9/13/14).
- Threw for a career-high of 345 yards vs. Boston College (11/1/14).
- Enrolled at Virginia Tech in May of 2014 after graduating from Texas Tech. Went 41-58 for 440 yards and five TDs at Texas Tech.



RUNNING BACKS

#4 J.C. COLEMAN SR

- Has rushed 32 times for 117 yards in 2015.
- Ran seven times for 13 yards at ECU (9/26).
- Ran 10 times for 46 yards and a one-yard TD at Purdue (9/19).

- Has played in 40 games (12 starts) and rushed for 1,426 yards and seven TDs. Caught 36 passes for 210 yards and a TD in his career.
- Played in all 13 games in 2014, making two starts. Carried the ball 107 times for 533 yards and three TDs.
- MVP of the Military Bowl, ran for Tech bowl record 157 yards and a TD against Cincinnati (12/27/14).
- Member of the Virginia Tech track team. Named All-ACC in the 60m at the ACC Championships.
- Given Exaclibur Award for work in weight room.

#14 TREY EDMUNDS R-JR

- Ran five times for nine yards and a 1-yard TD at ECU (9/26).
- Had nine rushes for 73 yards at Purdue (9/19).
- Ran nine times for 41 yards and his first TD since 2013 on a one yard run vs. Furman (9/12).
- Has played in 23 games (10 starts) with 221 rushes for 916 yards and 13 TDs. Also caught 20 passes for 158 yards and two TDs in career.
- Played in seven games in 2014. Ran 21 times for 97 yards on the season. Broke clavicle midseason and missed six games.

#34 TRAVON MCMILLIAN R-FR

- Made collegiate debut vs. Ohio State (9/7).
- Had five rushes for 30 yards and one catch for eight yards at ECU (9/26).
- Had nine rushes for 59 yards at Purdue (9/19).
- Ran for career-high 98 yards vs. Furman (9/12) and had a career-long run of 68 yards.
- Rushed 6 times for 27 yards, caught two passes for five yards in collegiate debut vs. Ohio State (9/7).
- A four-star recruit by 247Sports.com/ESPN.com.
- Totaled 3,009 yards and 37 TDs his senior year of high school.

#42 MARSHAWN WILLIAMS SO

- Has played in nine career games (eight starts). Ran for 475 yards on 124 rushes, scoring four TDs.
- Had career-high 114 yards on 14 rushes against Western Michigan (9/27/14).
- Scored his first TD on a 14-yard run at Ohio State (9/6/14).



FULLBACKS

#45 SAM ROGERS JR

- Completed a 13-yard pass to QB Brenden Motley. Also had two catches for 15 yards and one rush for 15 yards at Purdue (9/19).
- Ran four times for eight yards with a one-yard TD, had one catch for six yards at ECU (9/26).
- Had career-long 51-yard TD catch vs. Ohio State (9/7).
- Has played in 30 games (nine starts), catching 38 passes for 395 yards and two TDs. Rushed 45 times for 195 yards and a TD in his career.

- Played in all 13 games in 2014.
- Caught four passes for career-best 70 yards vs. Boston College (11/1/14).
- Eight carries for career-high 39 yards vs. Virginia (11/28/14).

#32 STEVEN PEOPLES FR

- Played in four three games in 2015.
- Made collegiate debut vs. Ohio State (9/7).
- Walk-on who joined the program in January.



WIDE RECEIVERS

#1 ISAIAH FORD SO

- Has played in 17 career games (15 starts).
- Fastest receiver to 1,000 career yards under Frank Beamer (previous Andre Ware).
- Ranks second in the ACC in receiving ypg (90.2).
- Tied a career-high with eight catches for 95 yards at ECU (9/26).
- Had a team-high six catches for 128 yards at Purdue (9/19).
- Caught five passes for 77 yards and tied a career-high with two TDs vs. Furman (9/12).
- Has 78 receptions for 1,070 yards and nine TDs in career.
- Caught a team-leading 56 receptions for 709 yards and six TDs, all in 2014 as a true freshman.
- Had career-high 114 yards on eight catches vs. Georgia Tech (9/20/14).
- Posted career-best two TDs vs. East Carolina (9/13/14) and vs. Furman (9/12/15).
- Set a record for catches as a true freshman at Tech with 56 (prev 30).
- Named to the 2014 All-ACC Second Team.

#5 CAM PHILLIPS SO

- Had three catches for 78 yards with a career-long catch of 60 yards at ECU (9/26).
- Had three catches for 26 yards at Purdue (9/19).
- Caught five passes for 86 yards vs. Furman (9/12).
- Has played in 16 games (11 starts) with 53 receptions for 692 yards and three TDs, also has five runs for 65 yards.
- Had career-high 89 yards on seven catches and scored his first TD vs. East Carolina (9/13/14).

#80 DEMITRI KNOWLES R-SR

- Has played in 39 career games (nine starts), catching 69 passes for 950 yards and four TDs in his career.
- Played in 11 games in 2014 with three catches for 55 yards.
- Caught four passes for a career-high 101 yards vs. Virginia (11/30/13).
- Born in the Bahamas.

#20 DEON NEWSOME R-SO

- Played in every game in 2015 on special teams.
- Has played in 12 games in 2014 rushing 19 times for 93 yards. Caught seven passes for 19 yards.

- Career-best four rushes for 38 yards at Ohio State (9/6/14).

#81 KEVIN ASANTE R-SR

- Has played in 20 games with one start in his career with three catches for 31 yards.
- Has two kickoff returns for 28 yards in 2015.
- Played seven games in 2014 with no receptions.

#15 JOEL CALEB R-JR

- Has played in 25 games (one start).
- Has 30 rushes for 137 yards and a TD and eight catches for 62 yards in his career.
- Career-best 45 yards on four carries vs. Georgia Tech (9/20/14).

**TIGHT ENDS****#88 RYAN MALLECK R-SR**

- Has played in all 41 career games (21 starts). 47 catches for 428 yards and three TDs.
- Had two catches for 21 yards and a 7-yard TD catch at ECU (9/26).
- Had one catch for 40 yards at Purdue (9/19).
- Posted career-high 64 yards on six catches at Ohio State (9/6/14).
- On Mackey Award Watch List.

#7 BUCKY HODGES R-SO

- Had three catches for 11 yards and two TDs at Purdue (9/19). His first multi-TD game.
- Made five receptions for 73 yards at ECU (9/26).
- Has played in 16 games with 13 starts. Has 55 catches for 658 yards and nine TDs in his career.
- On the Mackey Award Watch List.
- Set Tech single-season record for catches by a TE with 45 catches in 2014.
- Preseason Third-Team All-American.
- Named *USA Today* Freshman All-American in 2014.

#89 KALVIN CLINE R-SO

- Played in two games in 2015. Had one catch for 31 yards vs. Furman (9/12).
- Has played in 15 games (seven starts) with 27 catches for 324 yards and two TDs in his career.
- In 2014 had one catch for two yards in two games

**OFFENSIVE LINE****#77 WADE HANSEN R-SR**

- Started every game for Tech in 2015 at RT.
- Played in 13 games (three starts) in 2014.
- Sat out in 2013 after transferring from Division III school Rensselaer Polytechnic Institute.

#71 JONATHAN MCLAUGHLIN JR

- Has played and started in 26 career games.
- Started the first nine games at of 2014 right tackle before suffering a leg injury.

#57 WYATT TELLER R-SO

- Started every game at LG for Tech this season.
- Leads team in pins (18) and knockdowns (29).
- Had 19 knockdowns and 7 pins vs. Furman (9/12).
- Had four knockdowns and four pins at Purdue (9/19).
- Has played in 13 games in 2014, starting the last six at left guard.

#64 ERIC GALLO SO

- Made first career start vs. Ohio State (9/7).
- Has started every game in 2015 at center.
- Had nine knockdowns at Purdue (9/19).
- Played in three games in 2014.
- Collegiate debut vs. William & Mary (8/30/14).

#72 AUGIE CONTE R-JR

- Started at right guard in every game in 2015.
- Had eight knockdowns at Purdue (9/19).
- Has played in 21 career games with 13 starts.
- Played in all 13 games (10 starts) in 2014.
- Started nine games at right guard and one at right tackle.

#61 KYLE CHUNG R-SO

- Played in four career games, one in 2014 and all three in 2015.
- Suffered a shoulder injury late in 2014 and missed the bowl game.

#67 PARKER OSTERLOH R-SO

- Played in every game in 2015.
- Played in six games in 2014.
- Made collegiate debut vs. William & Mary (8/30/14).

#69 YOSUAH NIJMAN FR

- Made collegiate debut vs. Ohio State (9/7).
- Played every game for Tech in 2015
- Four-star recruit by Rivals.com and 247Sports.com. Went to Fork Union Military Academy.

#52 DARIUS REDMAN R-SR

- Has played in 29 career games making one start.
- Played in nine games in 2014 all at tight end.
- Made the switch to offensive line in the spring.

**DEFENSIVE LINE****#90 DADI NICOLAS R-SR**

- Started every game at left DE in 2015 and has 10 tackles.
- Has played in 40 games (18 starts) in his career totaling 129 tackles, 29.0 TFL and 15.0 sacks.
- Second Team All-ACC in 2014.
- Played and started all 13 games in 2014 and had a team-high 18.5 TFLs and nine sacks.
- On the Lombardi Award and Bednarik Award Watch List.
- Fourth-Team Preseason All-American by Athlon Sports and Phil Steele.

- All-ACC Preseason Team by Media, Athlon Sports and Phil Steele.

#92 LUTHER MADDY R-SR

- Started every game in 2015 at DT with nine tackles and 1.5 TFL.
- Had career-high 10 tackles at ECU (9/26) with 1.5 TFL.
- Has played in 45 games (35 starts) with 121 tackles, 22.5 TFLs and 11.5 sacks.
- Started the first four games of 2014, but missed the remainder of the year due to injury.
- Granted medical hardship waiver for 2014.
- Nominated for the Danny Wuerffel Award.
- All-ACC Preseason Team by media and Athlon Sports.

#96 COREY MARSHALL R-SR

- Started two games in 2015 at DT with six tackles, 1.0 sacks and is first on the team with 4.0 TFLs.
- Has played in 43 games (16 starts) totaling 86 tackles, 19.5 TFL and 8.0 sacks.
- All-ACC Second Team by Athlon Sports and Phil Steele.
- Played in 12 games in 2014 with nine starts. Recorded 41 tackles, 9.5 TFLs and 2.5 sacks as well as an interception.

#4 KEN EKANEM R-JR

- Has every game in 2015 with eight tackles and 0.5 TFL.
- Has played in 28 career games (17 starts) with 64 total tackles, 15.0 TFLs and 9.5 sacks.
- Started and played all 13 games in 2014.
- Finished the season with 53 tackles, including 14.5 for loss and a team-high 9.5 sacks.
- 2014 Third Team All-ACC by ACSMA.
- Named the ACC Defensive Lineman of the Week after his game at North Carolina (10/4/14).

#60 WOODY BARON JR

- Played in every game in 2015 with one start. Has six tackles, 3.5 TFL (T-2nd on team) and 2.0 sacks.
- Has played in 27 games making two starts and totaling 21 tackles, 3.5 TFL and 2.5 sacks.
- Had career-high 2.5 TFL vs. Furman (9/12/15)
- Played 12 games in 2014 with two starts totaling seven tackles, 1.0 TFL and 0.5 sacks.

#43 SETH DOOLEY R-SO

- Played all four games in 2015 making one tackle.
- Played in 13 games in 2014 totaling five tackles.

#99 VINNY MIHOTA R-FR

- Made collegiate debut vs. Ohio State (9/7/15).
- Has four tackles in his career in four games.
- Four-start recruit by ESPN.com.

#95 NIGEL WILLIAMS **R-JR**

- Played in all four games in 2015.
- Played in 30 games (10 starts) totaling 48 tackles, 16.5 TFL and 6.5 sacks.
- 2014 Honorable Mention All-ACC (ACSM).
- Played in 13 games in 2014 with 10 starts. Recorded 34 tackles, 9.5 TFLs and 4.5 sacks as well as an in in 2014.

#91 STEVE SOBCZAK **R-FR**

- Made collegiate debut vs. Ohio State (9/7/15).
- Has one tackle in his career in three games.

**LINEBACKERS****#40 DEON CLARKE** **SR**

- 13th in the ACC in passes defended (3).
- Started and had five tackles at ECU (9/26).
- Started and had five tackles at Purdue (9/19).
- Has played in 28 games (16 starts) collecting 100 tackles, 14.5 TFL and 6.0 sacks.
- Started all 13 games in 2014 making 74 tackles and 11.0 TFL and 5.0 sacks.
- Preseason All-ACC Second Team by Athlon Sports and All-ACC Third Team by Phil Steele.

#54 ANDREW MOTUAPUAKA **R-SO**

- Injured his knee vs. Furman (9/12) and missed the games at Purdue (9/19) and ECU (9/26).
- Returned his first interception for a n 18-yard TD against Furman (9/12).
- Started two games in 2015 with eight tackles.
- Played in 12 games making three starts in 2014.
- Has made 58 tackles, 4.0 TFL and 2.0 sacks.
- Also recovered a fumble and returned it for a TD.

#37 RONNY VANDYKE **R-SR**

- Played every game in 2015 (two starts) with 12 tackles with 1.0 TFL and one fumble recovery.
- Has played in 30 career games with four starts.
- Played in 13 games in 2014 with eight tackles.

#38 DAHMAN MCKINNON **R-SR**

- Has played in 21 games with 18 tackles in his career.
- Played in six games in 2014 making one tackle.

#24 ANTHONY SHEGOG **R-SO**

- Played in every game in 2015 with two tackles.
- Played in 10 games making one start in his career and recorded four tackles.
- Returned a block punt for a 15-yard TD at Purdue (9/19).
- Played in every game in 2015 with one tackle.

#56 SEAN HUELSKAMP **R-SO**

- Had career-highs with 10 tackles, 3.5 TFL and 1.0 sacks at ECU (9/26)
- Started first career game at Purdue (9/19) and had a tackle and an interception.

VT CORNERBACKS/SAFETIES**#11 KENDALL FULLER** **JR**

- Started three of four games at right CB in 2015 making seven tackles, 1.0 TFL and 1.0 sacks.
- Missed game at ECU (9/26) with injury.
- Had 1.0 sack and a strip at Purdue (9/19) that was returned for a 20-yard TD by Chuck Clark.
- Played in 28 games (27 starts) in his career with 118 tackles, eight INTs, 26 pass breakups, 35 pass deflections, 7.0 TFL and 2.5 sacks.
- In 2014 started and played in all 13 games with 54 tackles, including 4.5 for loss and 2.0 sacks, recorded two interceptions, 15 pass breakups and a forced fumble.
- Thorpe Award Watch List.
- Walter Camp Award Watch List.
- Bednarik Award Watch List.
- All-ACC Preseason Team, Media.
- First-Team Preseason All-American by Athlon Sports and Phil Steele.
- All-ACC First Team, Athlon Sports and Phil Steele.
- 2014 Second-Team All-American (Walter Camp, FWAA, Fox Sports and USA Today).
- 2014 Third-Team All-American (Associated Press and Athlon).
- Fourth Fuller brother to play for the Hokies under Frank Beamer. Vincent Fuller, Corey Fuller and Kyle Fuller were the other three. All three have played or are playing in the NFL.

#31 BRANDON FACYSON **R-SO**

- Has started every game in 2015 at left CB making four tackles.
- T-13th in the ACC in pass breakups with three.
- Has played in 18 career games (15 starts) with 36 tackles and five INTs as well as 14 pass breakups and 19 pass deflections.
- Has played in and started first three games in 2014 before suffering a shin injury, then a broken leg.
- Granted a medical hardship waiver.
- Preseason All-ACC Second Team by Athlon Sports and Phil Steele.

#19 CHUCK CLARK **JR**

- Has started every game in 2015 at FS and leads team with 32 tackles.
- Currently T-8th in the ACC in tackles.
- Had five tackles at ECU (9/26).
- Had five tackles and a fumble recovery and return for a 20-yard TD at Purdue (9/19).
- Is currently fifth in the ACC in tackles with 27.
- Had career-high 13 tackles vs. Furman (9/12/15)
- Has played 27 career games (15 starts) making 117 tackles, 9.0 TFL, 1.5 sacks and an interception.
- Played in every game (11 starts) in 2014, third on the team with 73 tackles including 8.5 TFLs and 1.5 sacks. Had an INT, 11 pass breakups.

#3 GREG STROMAN **SO**

- Has played in every game with in 2015 with three starts and 12 tackles and 0.5 TFL and an INT.
- Had two tackles, 0.5 TFL vs. Ohio State (9/7).
- Had four tackles at Purdue (9/19).
- Had career-high five tackles and first career INT at ECU (9/26).
- Played 17 games (4 starts) in career making 15 tackles, 0.5 TFL and an interception.
- Played snaps offense, defense and special teams
- Played in 13 games making one start in 2014.
- Saw most action as return specialist, only made three tackles on defense. Also had two catches and one rushing attempt.

#6 MOOK REYNOLDS **FR**

- Made collegiate debut vs. Ohio State (9/7) with two tackles.
- Had one tackle at Purdue (9/19).
- Made first career start and recorded four tackles, 1.0 TFL and a fumble recovery.
- Four-star recruit by ESPN.com

#36 ADONIS ALEXANDER **FR**

- Had a career-high seven tackles at Purdue (9/19).
- Made collegiate debut vs. Ohio State (9/7) and made three tackles.
- T-13th in the ACC in passes defended with three.
- T-3rd in the ACC with two interceptions.
- Had career-high nine tackles at ECU (9/26).
- Had seven tackles and an INT at Purdue (9/19).
- Recorded first career interception vs. Furman (9/12/15).
- Three-star recruit by 247Sports.com, Rivals.com and ESPN.com.
- Enrolled in January 2014.

#26 DESMOND FRYE **R-SR**

- Played in three games with two starts 2015 and ranks third on the team with 13 tackles.
- Had three tackles and a forced fumble at ECU (9/26).
- Has played in 32 career games (two starts) with 28 tackles and one interception.
- Had career-high nine tackles vs. Ohio State (9/7) and an interception.
- Played in two games in 2014 before suffering shoulder injury. Granted medical hardship waiver.

#2 DONOVAN RILEY **SR**

- Has played in 42 games (seven starts) making 62 tackles, three INTs, 1.0 TFL and 1.0 sacks.
- Played in all 13 games in 2014 with seven starts.
- Had 53 tackles on the season, including a sack and also had two INTs, two pass breakups, a forced fumble and a fumble recovery.

- #23 DER'WOUN GREENE** **R-JR**
- Has played in 25 career games (one start) with 19 tackles and a forced fumble
 - Played nine games with one start in 2014, making four tackles.



SPECIALISTS

- #46 JOEY SLYE** **SO**
- Handles kickoff duties and has 14 touchbacks on 19 kickoffs in 2015.
 - Played in 13 games in 2014.
 - Hit 24-of-36 on field goals (66.7%) with a long of 49 yards and went 49-for-50 on PATs for 121 total points.

- #35 MICHAEL SANTAMARIA** **R-FR**
- Made collegiate debut vs. Furman (9/12)
 - Is 0-for-1 on field goals. Hit 3-of-3 extra points for three total points.

- #27 A.J. HUGHES** **SR**
- Has 21 punts for a 41.2 avg. this season and is ranked ninth in the ACC in yards per punt.
 - Has played in 43 career games with a gross average of 41.5 yards per kick.
 - Has eight punts downed inside the 20 yard line and four punts of more than 50 yards in 2015.
 - Played all 13 games of 2014 and kicked 83 times for an average of 39.9 yards per punt.
 - Had 22 kicks downed inside the 20-yard line and 20 punts fair caught and had 13 punts of 50 yards or longer in 2014.

- #81 KEVIN ASANTE** **R-SR**
- Returned three kickoffs for 45 yards in 2015
 - Has three returns for 45 yards (15.0 avg) in his career

- #30 MITCHELL LUDWIG** **JR**
- Has played in 18 career games with an average of 60.8 yards per kickoff.
 - Played in eight games in 2014 with an average of 60.1 yards per kickoff.
 - Expected to handle kickoff duties in 2015.

- #59 EDDIE D'ANTUONO** **R-JR**
- Played in 28 career games handling the long snapping duties for punts, field goals and extra points.

- #23 DER'WOUN GREENE** **R-JR**
- Returned one kickoff for 18 yards in 2015
 - Five kickoff returns for 130 yards (26.0 avg) in his careerHad 22 kicks downed inside the 20-yard line and 20 punts fair caught and had 13 punts of 50 yards or longer in 2014.

- #3 GREG STROMAN** **SO**

- Had five returns for 36 yards vs. Purdue (9/19) with a long of 29 yards.
- Has nine returns for 36 yards in 2015.
- Played in 13 games making one start in 2014
- Saw most of the action in 2014 as a punt returner
- Had 36 returns for 249 yards (6.9 average)
- Had a long return of 38 yards at Pittsburgh (10/16/2014)

- #59 EDDIE D'ANTUONO** **R-JR**
- Played in 30 career games handling the long snapping duties for punts, field goals and extra points.

- #23 DER'WOUN GREENE** **R-JR**
- Had two kickoff returns for 116 yards, including a career-long 82-yard return, at Purdue (9/19).
 - Returned one kickoff for 18 yards in 2015.
 - Five kickoff returns for 130 yards (26.0 avg) in his career.

INDIVIDUAL CAREER GAME HIGHS

THROWING

Michael Brewer (QB)

Att.	56 (<i>SR</i>)	ECU, 2014
Comp.	31	BC, 2014
Yds.	345	BC, 2014
TDs	3	ECU, 2014
INTs	3	GT, 2014
Long	51	Ohio State, 2015

RUSHING

Att.	10	Ohio State, 2014
Yds.	29	GT, 2014
TDs	1	twice
Long	31	Cincy, 2014

Brenden Motley (QB)

Att.	35	ECU, 2015
Comp.	20	ECU, 2015
Yds.	281	ECU, 2015
TDs	2	Furman, 2015
INTs	1	Twice, 2015
Long	61	Purdue, 2015

RUSHING

Att.	19	ECU, 2015
Yds.	85	ECU, 2015
TDs	1	Three Times
Long	24	Duke, 2014

Dwayne Lawson (QB)

Att.	3	Furman, 2015
Comp.	7	Furman, 2015
Yds.	51	Furman, 2015
TDs	-	
INTs	-	
Long	31	Furman, 2015

RUSHING

Att.	9	Furman, 2015
Yds.	51	Furman, 2015
TDs	1	Furman, 2015
Long	10	Furman, 2015

Chris Durkin (QB)

Att.	-	-
Comp.	-	-
Yds.	-	-
TDs	-	-
INTs	-	-
Long	-	-

RUSHING

Att.	4	Furman, 2015
Yds.	25	Furman, 2015
TDs	-	-
Long	9	-

RUNNERS

Joel Caleb (TB)

Att.	7	Pitt, 2014
Yds.	45	WMU, 2014
TDs	1	WCU, 2013
Long	33	WMU, 2013

J.C. Coleman (TB)

Att.	25	Cincy, 2014
Yds.	183	Duke, 2012
TDs	2	Duke, 2012
Long	86	Duke, 2012

Trey Edmunds (TB)

Att.	22	Marshall, 2013
Yds.	132	Alabama, 2013
TDs	4	Miami, 2013
Long	77	Alabama, 2013

Shai McKenzie (TB)

Att.	18	WMU, 2014
Yds.	106	W&M, 2014
TDs	1	Three Times
Long	39	W&M, 2014

Travon McMillian

Att.	9	Purdue, 2015
Yds.	98	Furman, 2015
TDs	0	-
Long	63	Furman, 2015

Sam Rogers (FB)

Att.	8	UVA, 2014
Yds.	39	UVA, 2014
TDs	1	ECU, 2015
Long	17	Ohio State, 2014

Marshawn Williams (TB)

Att.	21	Miami, 2014
Yds.	119	WMU, 2014
TDs	1	four times
Long	42	WMU, 2014

CATCHERS

Kalvin Asante (WR)

Rec.	1	Three Times
Yds.	17	BC, 2012
TDs	0	-
Long	17	BC, 2012

Joel Caleb (TB)

Rec.	1	five times
Yds.	14	WMU, 2014
TDs	0	-
Long	14	WMU, 2014

J.C. Coleman (TB)

Rec.	6	UNC, 2012
Yds.	39	RU, 2012
TDs	1	BG, 2012
Long	24	Cincy, 2012

Trey Edmunds (TB)

Rec.	4	BC, 2013
Yds.	42	BC, 2013
TDs	1	twice
Long	26	VA, 2103

Isaiah Ford (WR)

Rec.	8	Twice
Yds.	114	GT, 2014
TDs	2	Twice
Long	61	Purdue, 2015

Demitri Knowles (WR)

Rec.	8	ECU, 2013
Yds.	101	VA, 2103
TDs	1	Four Times
Long	56	Duke, 2013

Bucky Hodges (TE)

Rec.	6	Twice
Yds.	88	WMU, 2014
TDs	2	Purdue, 2015
Long	50	UVA, 2014

Kalvin Cline (TE)

Rec.	4	twice
Yds.	65	Pitt, 2013
TDs	1	Twice
Long	31	Twice

Ryan Malleck (TE)

Rec.	6	Ohio State, 2014
Yds.	64	Ohio State, 2014
TDs	1	Four Times
Long	40	Purdue, 2015

Travon McMillian (TB)

Rec.	2	Twice
Yds.	11	Furman, 2015
TDs	0	-
Long	9	Furman, 2015

Charley Meyer (WR)

Rec.	1	GT, 2013
Yds.	5	GT, 2013
TDs	0	-
Long	5	GT, 2013

Shai McKenzie (TB)

Rec.	0	
Yds.	0	
TDs	0	
Long	0	

Deon Newsome (WR)

Rec.	3	ECU, 2014
Yds.	13	ECU, 2014
TDs	0	-
Long	8	ECU, 2014

Cam Phillips (WR)

Rec.	7	Twice
Yds.	89	ECU, 2014
TDs	1	Three Times
Long	60	ECU, 2015

Sam Rogers (FB)

Rec.	5	Ohio State, 2014
Yds.	70	BC, 2014
TDs	1	Twice
Long	26	BC, 2014

Marshawn Williams (TB)

Rec.	2	WMU, 2014
Yds.	19	WMU, 2014
TDs	0	-
Long	14	WMU, 2014

KICKERS

A.J. Hughes (P)

Punts	13	Alabama, 2013
Long	64	MD, 2013
I20	5	UCLA, 2013
Avg.	52.8	Pitt, 2013

Joey Slye (PK)

FG Made	4	Cincy, 2014
FG Att.	4	twice
Long	49	Cincy, 2014
PAT Made	6	Purdue, 2015
PAT Att.	6	Purdue, 2015

TACKLERS

Adonis Alexander (CB)

Tackles	9	ECU, 2015
TFL	0	
Sacks	0	
INT	1	Twice, 2015

Woody Baron (DT)

Tackles	4	Cincy, 2014
TFL	2.5	Furman, 2015
Sacks	1.0	Twice, 2015

Chuck Clark (DB)

Tackles	13	Furman, 2015
INT	0	
TFL	1.0	six times
Sacks	1.0	WMU, 2014

Deon Clarke (LB)

Tackles	11	Cincy, 2014
TFL	2.5	Twice
Sacks	2.0	ECU, 2014

Desmond Frye (CB)

Tackles	9	Ohio State, 2015
TFL	0	-
Sacks	0	
FF	1	ECU, 2015

Der'Woun Greene (CB)

Tackles	5	Furman, 2015
TFL	0	-
Sacks	0	

Dahman McKinnon (LB)

Tackles	3	Twice
TFL	0	-
Sacks	0	-

Seth Dooley (DE)

Tackles	2	Twice
TFL	0	
Sacks	0	

Ken Ekanem (DE)

Tackles	7	twice
TFL	4.0	UNC, 2014
Sacks	3.0	UNC, 2014

Brandon Facyson (CB)

Tackles	4	UNC, 2013
INT	2	ECU, 2013
TFL	1.0	MD, 2013
Sacks	0	

Kendall Fuller (CB)

Tackles	8	Twice
INT	3	Duke, 2013
TFL	2.0	Pitt, 2014
Sacks	1.0	Twice

Luther Maddy (DT)

Tackles	10	ECU, 2015
TFL	3.0	Miami, 2013
Sacks	2.5	Marshall, 2013

Corey Marshall (DT)

Tackles	7	GT, 2012
INT	1	Pitt, 2014
TFL	3.0	Pitt, 2014
Sacks	1.0	Seven times

Sean Huelskamp (LB)

Tackles	10	ECU, 2015
INT	1	Purdue, 2015
TFL	3.5	ECU, 2015
Sacks	1.0	ECU, 2015

Andrew Motuapuaka (LB)

Tackles	14	BC, 2014
TFL	2.5	WF, 2014
Sacks	2.0	WF, 2014
INT	1	Furman, 2015

Dadi Nicolas (DE)

Tackles	9	twice
INT	1	Duke, 2013
TFL	3.0	three times
Sacks	3.0	Pitt, 2013

Mook Reynolds (CB)

Tackles	4	ECU, 2015
INT	-	-
TFL	1.0	ECU, 2015
FR	1	ECU, 2015

Donovan Riley (CB)

Tackles	9	Georgia Tech, 2014
INT	1	twice
TFL	1.0	UNC, 2014
Sacks	1.0	UNC, 2014

Anthony Shegog (LB)

Tackles	1	Three Times
TFL	0	-
Sacks	0	-

Steve Sobczak (DE)

Tackles	1	Ohio State, 2015
TFL	0	-
Sacks	0	-

Greg Stroman (CB)

Tackles	5	ECU, 2015
INT	1	ECU, 2015
TFL	0	-
Sacks	0	-

Ronny Vandyke (LB)

Tackles	5	Twice
TFL	1.0	Three Times
Sacks	0	-

Nigel Williams (DT)

Tackles	5	three times
TFL	2.0	twice
Sacks	2.0	WF, 2014

RETURNERS**Der'Woun Greene (KOR)**

Returns	2	Purdue, 2015
Yds	116	Purdue, 2015
Avg	58.0	Purdue, 2015
Long	83	Purdue, 2015
TD	0	-

Kevin Asante (KOR)

Returns	2	Furman, 2015
Yds	25	Furman, 2015
Avg	17.0	Duke, 2012
Long	17	Duke, 2012
TD	0	-

J.C. Coleman (KOR)

Returns	3	four times
Yds	69	Pitt, 2012
Avg	44.0	BC, 2014
Long	44	BC, 2014
TD	0	-

Travon McMillian (KR)

Returns	3	Ohio State, 2015
Yds	57	Ohio State, 2015
Avg	19.0	Ohio State, 2015
Long	24	Ohio State, 2015
TD	0	-

Der'Woun Greene (KOR)

Returns	2	twice
Yds	73	Cincy, 2014
Avg	36.5	Cincy, 2014
Long	46	Cincy, 2014
TD	0	-

Demitri Knowles (KOR)

Returns	4	twice
Yds	141	UNC, 2012
Avg	48.0	BC, 2013
Long	93	UNC, 2012
TD	1	UNC, 2012

Deon Newsome (KOR)

Returns	2	three times
Yds	58	Miami, 2014
Avg	58.0	Miami, 2014
Long	58	Miami, 2014
TD	0	-

Greg Stroman (PR)

Returns	5	three times
Yds	58	WMU, 2014
Avg	17.5	Ohio State, 2014
Long	38	Pitt, 2014
TD	0	-

THE LAST TIME A TECH TEAM OR PLAYER ...

TEAM

Scored 90+ points.....	99, vs. Emory & Henry, 1919
Scored 80-89 points.....	86, vs. Roanoke College, 1905
Scored 70-79 points.....	77, vs. Akron, 1995
Scored 60-69 points.....	66, vs. Appalachian State, 2011
Scored 50-59 points.....	51, @ Purdue, 2015
Scored 40-49 points.....	42, @ Miami, 2013
Back-to-back 40+ games.....	vs. Furman (45), @ Purdue (51), 2015
Three straight 40+ games.....	@ NCSU (41), vs. CMU (45), vs. WF (52), 2010
Four straight 40+ games.....	NCSU (41), CMU (45), WF (52), Duke (44), 2010
Rushed for 500+ yards.....	500, @ Pittsburgh, 1993
Rushed for 400-499 yards.....	444, vs. Marshall, 2009
Rushed for 300-399 yards.....	308, vs. Western Michigan, 2014
Rushed for 200-299 yards.....	238, @ Purdue, 2015
Passed for 500+ yards.....	504, @ Syracuse, 2002
Passed for 400-499 yards.....	408, @ Wake Forest, 1972
Passed for 300-399 yards.....	345, Boston College, 2014
Passed for 200-299 yards.....	281, @ East Carolina, 2015
Rushed/Passed for 200+ yards.....	@ Purdue 2015 238 rush, 233 pass
Had 600+ yards in total offense.....	605, vs. Wake Forest, 2010
Had 500-599 yards in total offense.....	583, vs. Furman, 2015
Scored on first offensive play.....	vs. Appalachian State, 2011 David Wilson 20-yard run
Won on final offensive play.....	vs. Virginia, 2012 Cody Journell 29 yd FG
Lost on final offensive play.....	at Wake Forest, 2014 Mike Weaver, 39 FG (20T)
Won in overtime.....	29-21, vs. Marshall, 2013
Lost in overtime.....	3-6 (20T), at Wake Forest, 2014
Recorded a safety.....	vs. Western Michigan, 2014
Recorded two defensive TDs.....	@ Boston College, 2008
Zero punts in a game.....	vs. James Madison, 2010
Zero sacks allowed in a game.....	vs. Furman, 2015
Recorded a shutout.....	vs. Bowling Green, 2012
Held opp. to 0 yards or less rushing.....	-15, vs. Florida State, 2012
Blocked two kicks in a game.....	vs. Marshall, 2013
Scored special teams TD.....	@ Purdue, 2015
Scored defensive & special teams TD.....	@ Purdue, 2015
Played an overtime game.....	vs. Wake Forest [2 OT], 2014

INDIVIDUAL

Rushed for 200+ yards.....	253, Darren Evans, vs. Maryland, 2008
Rushed for 150-199 yards.....	157, J.C. Coleman, vs. Cincinnati, 2014
Two players rushed for 100 yards.....	NC State, 2010 (Darren Evans, 160 yds. & Tyrod Taylor, 121 yds.)
Three players rushed for 100 yards.....	@ South Carolina, 1974 Phil Rogers (120), Roscoe Coles (111) & George Heath (104)
Had 40+ carries.....	42, Cyrus Lawrence, vs. Memphis St., 1981
Had 30-39 carries.....	32, Ryan Williams, vs. NC State, 2009
Had 20-29 carries.....	25, J.C. Coleman, vs. Cincinnati, 2014
Had two players with 20+ carries.....	Logan Thomas (23) & Trey Edmunds (22) vs. Marshall, 2013
Rushed for 6 TDs.....	Tommy Francisco, vs. VMI, 1966
Rushed for 5 TDs.....	Lee Suggs, @ UCF, 2000
Rushed for 4 TDs.....	Trey Edmunds, @ Miami, 2013
Rushed for 3 TDs.....	David Wilson, vs. Appalachian State, 2011

Rushed for 2 TDs.....	Logan Thomas, vs. Marshall, 2013
Passed for 500+ yards.....	504, Bryan Randall, @ Syracuse, 2002
Passed for 300-499 yards.....	345, Michael Brewer, Boston College, 2014
Passed for 200-299 yards.....	281, Brenden Motley, @ East Carolina, 2015
Two QBs each pass for 100+ yards.....	vs. Appalachian State, 2011 (Logan Thomas, 149 yds. & Mark Leal, 113 yds.)
Passed for 5 TDs.....	Bryan Randall, @ Syracuse, 2002
Passed for 4 TDs.....	Bryan Randall, vs. Florida A&M, 2004
Passed for 3 TDs.....	Michael Brewer, vs. East Carolina, 2014
Passed for 2 TDs.....	Brenden Motley, @ Purdue, 2015
Two QBs with 2 TD passes apiece.....	Logan Thomas and Mark Leal vs. Appalachian State, 2011
Had 50+ pass attempts.....	56, Michael Brewer, vs. East Carolina, 2014
Had 40-49 pass attempts.....	45, Michael Brewer, @ Pittsburgh, 2014
Had 30-39 pass attempts.....	35, Brenden Motley, @ East Carolina, 2015
Had 20-29 pass attempts.....	23, Brenden Motley, @ Purdue, 2015
Had 30+ pass completions.....	31, Michael Brewer, vs. Boston College, 2014
Had 20-29 pass comps.....	26, Michael Brewer, @ Pittsburgh, 2014
QB rush/pass for 100 yards.....	Logan Thomas, @ Miami, 2012 (124 rush, 199 pass)
Had 10+ receptions.....	10, Jarrett Boykin, vs. North Carolina, 2011
Had 250+ yards receiving.....	279, Ernest Wilford, @ Syracuse, 2002
Had 200-249 yards rec.....	213, Ricky Scales, @ Wake Forest, 1972
Had 100+ yards receiving.....	114, Isaiah Ford, vs. Georgia Tech, 2014
Two players with 100+ receiving.....	@ Miami, 2013 Joshua Stanford (107) & Willie Byrn (103)
Had 4 TD receptions.....	Ernest Wilford @ Syracuse, 2002
Had 3 TD receptions.....	Antonio Freeman, vs. Temple, 1993
Had 2 TD receptions.....	Bucky Hodges, @ Purdue, 2015
Intercepted 3 passes.....	Kendall Fuller, vs. Duke, 2013
Intercepted 2 passes.....	Brandon Facyson, @ East Carolina, 2013
Returned a KO for TD.....	Demitri Knowles, @ UNC, 2012
Returned punt for TD.....	Kyshoen Jarrett, @ Pittsburgh, 2012
Returned an INT for TD.....	Andrew Motuapuaka, vs. Furman, 2015
Returned a fumble for TD.....	Chuck Clark, @Purdue, 2015
Returned blocked punt for TD.....	Adonis Alexander, @ Purdue, 2015
Returned blocked FG for TD.....	D.J. Parker, vs. GT, 2005
Returned blocked PAT for 2 pts.....	Stephan Virgil, vs. ECU, 2008
Blocked an extra point.....	Dadi Nicolas, vs. Miami, 2014
Blocked a FG.....	Dadi Nicolas, @ Pittsburgh, 2014
Blocked a punt.....	Terrell Edmunds, vs. Purdue, 2015
Scored a def. and special teams TD in a game.....	DeAngelo Hall vs. Arkansas St., 2002 (49-yd. INT & 69-yd. PR)
Returned two punts for TDs.....	DeAngelo Hall vs. Syracuse, 2003 (58 & 60 yds.)
Successful 2-point conversion.....	vs. Georgia Tech, 2014 Bucky Hodges pass from Michael Brewer
Made 6 FGs.....	Mickey Thomas, vs. Vanderbilt, 1989
Made 5 FGs.....	Chris Kinzer, vs. Vanderbilt, 1986
Made 4 FGs.....	Joey Slye, vs. Cincinnati, 2014
Made 3 FGs.....	Joey Slye, @ Purdue, 2015
Kicked a 60+ FG.....	61, Wayne Latimer, vs. Florida St., 1975
Kicked a 50-59 FG.....	56, Cody Journell, @ Boston College, 2013
Kicked a 40-49 FG.....	46, Joey Slye, vs. Ohio State, 2015
Kicked two 40+ yards FGs in one game.....	Joey Slye, vs. Purdue, 2015
Kicked a 70+ punt.....	75, Michael Branthover, @ Duke, 2011
Kicked a 60-69 punt.....	60, A.J. Hughes, vs. Boston College, 2014

THE LAST TIME AN OPPOSING TEAM OR PLAYER ...

TEAM

Scored 70+ points.....77, Alabama 1973
 Scored 60-69 points66, Washington & Lee, 1951
 Scored 50-59 points52, California, 2003
 Scored 40-49 points42, No. 1 Ohio State, 2015

Rushed for 500+ yards.....748, Alabama, 1973
 Rushed for 400-499 yards461, Alabama, 1972
 Rushed for 300-399 yards360, No. 1 Ohio State, 2015
 Rushed for 200-299 yards258, Boston College, 2014
 Had 50-99 yards rushing74, Wake Forest, 2014
 Had FEWER than 50 yards rushing.....38, Virginia, 2014

Passed for 500+ yards..... NEVER
 Passed for 400-499 yards427, East Carolina, 2014
 Passed for 350-399 yards324, Miami, 2013
 Had 50-99 yards passing92, Miami, 2014
 Had FEWER than 50 yards passing.....20, Duke, 2008

Had 800+ yards in total offense.....833, Alabama, 1973
 Had 700-799 yards in total offense NEVER
 Had 600-699 yards in total offense604, Syracuse, 2002
 Had 500-599 yards in total offense572, No.1 Ohio State, 2015

Recorded a safety Boston College [2], 2008
 Recorded a defensive TD.....Purdue, 2015
 Shut out Tech Cincinnati, 1995
 Blocked two kicks in a gameDuke, 2006
 Scored a special teams TDAlabama, 2013
 Scored defensive & special teams TD.....Alabama, 2013

INDIVIDUAL

Rushed for 200+ yards.....249, Duke Johnson, Miami, 2014
 Rushed for 150-199 yards169, James Summers, East Carolina, 2015
 Rushed for 100-149 yards122, Ezekiel Elliot, Ohio State, 2015
 Two players rushed for 100 yardsMiami, 2014
 Duke Johnson (249) & Gus Edwards (115)

Three players rushed for 100 yards..... NEVER
 Had 40+ carries44, Paul Palmer, Temple, 1986
 Had 35-39 carries38, Derrick Knight, Boston College, 2003
 Rushed for 6 TDs..... Willis McGahee, Miami, 2002
 Rushed for 5 TDs..... NEVER
 Rushed for 4 TDs..... Chris Brantley, Rutgers, 1992
 Rushed for 3 TDs..... Tevin Washington, Georgia Tech, 2011
 Rushed for 2 TDs..... James Summers, East Carolina, 2015

Passed for 500+ yards..... NEVER
 Passed for 400-499 yards427, Shane Carden, East Carolina, 2014
 Passed for 300-399 yards324, Stephen Morris, Miami, 2013
 Passed for 5 TDs..... NEVER
 Passed for 4 TDs..... Andrew Luck, Stanford, 2011
 Passed for 3 TDs..... Shane Carden, East Carolina, 2014
 Had 50+ pass attempts.....52, Matt Ryan, Boston College, 2007
 Had 40-49 pass attempts40, Anthony Boone, Duke, 2014
 Had 30-39 pass attempts32, Greyson Lambert, Virginia, 2014
 Had 30+ pass completions30, Dominique Davis, ECU, 2010
 Had 20-29 pass comps23, Shane Carden, East Carolina, 2014
 QB rush/pass for 100 yardsJames Summers, East Carolina, 2015
 110 yds passing, 169 yds rushing

Had 11+ receptions13, Andre Callender, Boston College, 2007
 Had 250+ yards receiving NEVER
 Had 200-249 yards receiving224, Cam Worthy, East Carolina, 2014
 Had 100+ yards receivingTwo players, Cincinnati, 2014
 Two players w/100+ yards receiving.....103, Chris Moore & 100, Shaq Washington, Cincinnati, 2014

Had 4 TD receptions..... Chris Brantley, Rutgers, 1992
 Had 3 TD receptions..... Coby Fleener, Stanford, 2011
 Had 2 TD receptions.....Chris Moore, Cincinnati, 2014

Intercepted 3 passes Aaron Beasley, West Virginia, 1994
 Intercepted 2 passesJosh Hawkins, East Carolina, 2014

Returned a KO for TD Christion Jones, Alabama, 2013
 Returned punt for TD William Likely, Maryland, 2013
 Returned an INT for TD David Dean, Virginia, 2014
 Returned/recovered a fumble for TD Ezechukwu, Purdue, 2015
 Returned blocked punt for TD..... T.J. Lee, East Carolina, 2008
 Returned blocked FG for TD NEVER
 Returned blocked PAT for 2 pts Nigel Bradham, FSU, 2010
 Blocked an extra point Richard Ash, Western Michigan, 2014
 Blocked a FG Connor Wujciak, Boston College, 2014
 Blocked a punt Gabriel Terry, Miami, 2012
 2-point conversion Florida State, 2012
 Nick O'Leary pass from E.J. Manuel

Made 6 FGs..... NEVER
 Made 5 FGs..... Alex Henery, Nebraska, 2009
 Made 4 FGs..... Will Snyderwine, Duke, 2009
 Made 3 FGs..... Ross Martin, Duke, 2014
 Kicked a 60+ FG NEVER
 Kicked a 50-59 FG53, Ross Martin, Duke, 2013
 Kicked two 50+ FGs51 & 53, Ross Martin, Duke, 2013
 Kicked a 40-49 FG45, J.C. Hollingsworth, Furman, 2015

Kicked a 70+ punt76, Alex Henery, Nebraska, 2009
 Kicked a 60-69 punt60, Alexander Kinal, Wake Forest, 2014

TURNOVERS

The Last Time Tech ...

Lost two fumblesVirginia, 2014
 Lost three fumblesMiami, 2014
 Lost four fumblesMiami, 2005
 Lost five or more fumbles.....5, Kentucky, 1977

Threw three interceptionsvs. Georgia Tech, 2014
 Threw four interceptionsvs. Duke, 2013
 Threw five interceptions.....vs. Virginia, 1994
 Threw six or more interceptions7, vs. Florida St., 1959

The Last Time an Opponent ...

Lost two fumblesOhio State, 2015
 Lost three fumblesNC State, 2009
 Lost four fumblesArkansas St., 2002
 Lost five or more fumbles.....5, Clemson, 1985

Threw three interceptionsOhio State, 2014
 Threw four interceptionsDuke, 2013
 Threw five interceptions.....Georgia Tech, 2007
 Threw six or more interceptions6, Rutgers, 1998

GAME ONE

 No. 1	OHIO STATE	42
	VIRGINIA TECH	24

Lane Stadium • Blacksburg, Va. • September 7, 2015 • Attendance: 65,632

BLACKSBURG, Va. —Ohio State quarterback Cardale Jones threw two touchdown passes and rushed for 99 yards, as the No. 1-ranked Buckeyes rallied from a small halftime deficit to defeat Virginia Tech 42-24 at Lane Stadium on Monday night.

Jones had a touchdown pass and a touchdown run in the second half, helping the Buckeyes avenge last season's 35-21 loss to the Hokies in Columbus, Ohio. Behind Jones, Ohio State amassed 572 yards of total offense.

Worse than the loss, Hokies quarterback Michael Brewer fractured his collarbone in the third quarter. He will undergo surgery on Tuesday and will miss at least 4-8 weeks.

Tech trailed 14-0, but rallied to take a 17-14 lead at halftime, scoring two second-quarter touchdowns. A 51-yard touchdown pass from Brewer to Sam Rogers got the Hokies on the board, and Tech cut the lead to 14-10 on Joey Slye's 46-yard field goal. Tech then took the lead on a 1-yard pass from Brewer to tight end Ryan Malleck with 15 seconds left in the first half.

Ohio State, though, quickly grabbed the lead in the second half, scoring on a 54-yard pass from Jones to Braxton Miller, a quarterback who missed last season because of an injury and was moved to receiver this past spring. On the ensuing possession, Brewer took a shot while attempting a pass and had to be helped from the field.

After Brewer's injury, the Hokies didn't amount much in the way of offense behind untested backup Brenden Motley. Tech amassed just 77 yards of offense after Brewer left the game, though Motley did throw a touchdown pass late in the game to Isaiah Ford.

Miller gave the Buckeyes a 28-17 lead on a 53-yard touchdown run with 2:05 left in the third quarter. Jones' 10-yard touchdown run with 12:26 left in the game essentially put the game away.

Jones completed 9 of 18 for 186 yards, with two touchdowns and an interception. Ezekiel Elliott rushed for 122 yards on 11 carries, including an 80-yard touchdown run, and Miller rushed for 62 yards on six carries and a touchdown. He also caught two passes for 72 yards and a score.

Brewer completed 11 of 16 for 156 yards and two touchdowns for the Hokies. Motley completed 4 of 9 for 36 yards, with a touchdown and an interception.

GAME NOTES

- Five true freshman saw action vs. Ohio State for the Hokies.
- Tech sold out its first home game since (10/5/13) vs. UNC (attendance of 65,632)
- Michael Brewer had a career-long 51 yard pass for a touchdown to Sam Rogers
- Brenden Motley set career-highs in passing attempts (9), completions (4), yards (36) and his first TD.

FINAL STATISTICS

	1	2	3	4	F
OHIO STATE	14	0	14	14	- 42
VIRGINIA TECH	0	17	0	7	- 24

OSU (9:44 re 1st) - Curtis 24 pass from Jones (Willoughby kick)
 OSU (6:39 re 1st) - Elliott 80 yard run (Willoughby kick)
 VT (13:13 re 2nd) - Rogers 51 yard pass from Brewer (Slye kick)
 VT (7:05 re 2nd) - Slye 46 yard field goal
 VT (0:15 2nd) - Malleck 1 yard pass from Brewer (Slye kick)
 OSU (13:53 3rd) - Miller 54 yard pass from Jones (Willoughby kick)

OSU (02:05 re 3rd) - Miller 53 yard rush (Willoughby kick)
 OSU (11:40 re 4th) - Jones 10 yard rush (Willoughby kick)
 OSU (8:14 re 4th) - Thomas 24 yard pass from Jones10 (Willoughby kick)
 VT (1:55 re 4th) - Ford 17 yard pass from Motley (Slye kick)

TEAM STATS

	VT	OSU
First downs	18	21
Rushing yds.	44-128	37-360
Passing yds.	192	212
Return yds.	75	13
Passes	15-25-1	9-18-1
Punts-avg.	7-43.1	3-38.7
Fumbles-lost	1-1	2-2
Penalties-yds.	5-50	6-58
Time of poss.	32:52	27:08

INDIVIDUAL STATS

Rushing — VT, Rogers 3-23, McMillian 6-27, Coleman 12-43, Motley 7-30, Edmunds 11-31, Brewer 4-9, Stroman 1-(-4); OSU, Barrett 1-40, Elliott 11-124, Jones 13-99, Miller 6-62, Dunn 1-12, Ball 3-16, Samuel 1-10, Team 1-(-1)).

Passing — VT, Brewer 11-16-0 156, Motley 4-9-1 36; OSU, Jones 9-18-1 186, Barrett 1-1-0 26.

Receiving — VT, Malleck 4-48, Rogers 3-66, Ford 3-61, Phillips 2-4, McMillian 2-5, Edmunds 1-8; OSU, Miller 2-78, Thomas 2-46, Elliot 2-16, Samuel 2-32, Dixon 1-29, Vannett 1-11

GAME TWO

	FURMAN	3
	VIRGINIA TECH	42

Lane Stadium • Blacksburg, Va. • September 12, 2015 • Attendance: 60,118

BLACKSBURG, Va. — Coming off a short week and playing a quarterback who came into the season as the backup left Virginia Tech fans feeling that disaster loomed on the horizon.

But Brenden Motley took away those doubts.

Making his first collegiate start, Motley threw two touchdown passes and rushed for a touchdown to lead the Hokies past Furman 42-3 on Saturday afternoon.

Motley started in place of injured Michael Brewer, who broke his collarbone in the Hokies' Monday night loss to No. 1 Ohio State. Brewer underwent surgery on Tuesday and is expected to miss the next 4-6 weeks, perhaps longer.

Enter Motley, a redshirt junior who played his high school ball at nearby Christiansburg High School. He completed 16 of 24 passes for 233 yards, and he also rushed for 38 yards on four carries.

Mostly behind Motley, Virginia Tech (1-1) finished with 583 yards of total offense, the Hokies' most in a game since 2010 and their most under offensive coordinator Scot Loeffler, who took over in 2013. Virginia Tech had a balanced attack, running for 299 yards and throwing for 284.

Much of that came in the second half. The Hokies had 371 yards in the final 30 minutes, including 200 on the ground.

Tech led 14-0 and broke open the game with three third-quarter touchdowns. He threw 1-yard and 32-yard touchdown passes to Isaiah Ford sandwiched around a 1-yard touchdown run by Trey Edmunds — his first touchdown run since November of 2013.

Those touchdowns gave the Hokies a 35-3 advantage going to the fourth quarter. Tech's final score came on a 4-yard run by freshman Dwayne Lawson, arguably the Hokies' top recruit in the 2015 class.

Andrew Motuapuaka's interception return for a touchdown — his second career touchdown — headlined a Tech defense that forced three turnovers and held Furman to 254 yards.

Travon McMillian paced the Hokies' rushing attack with 98 yards on six carries, while Lawson finished with 51 on nine carries. Cam Phillips and Ford each caught five passes for 86 and 77 yards, respectively.

GAME NOTES

- Isaiah Ford tied a career-high with two TD receptions
- Tech had its most offensive yards under Scot Loeffler with 583. Most since a 2010 win over Wake Forest
- Brenden Motley made his first career start and set career-highs in passing attempts (24), completions (16), yards and TDs (2).
- Freshman Travon McMillian ran for a team-high and a career-high 98 yards

FINAL STATISTICS

	1	2	3	4	F
FURMAN	0	0	3	0	- 3
VIRGINIA TECH	7	7	21	7	- 42

VT (08:49 re 1st) - Motuapuaka 18 yd Interception (Slye Kick)
 VT (13:53 re 2nd) - Motley 4 yd Rush (Joey Slye Kick)
 VT (12:45 re 3rd) - Ford 1 yd Pass From Motley (Iye Kick)
 FUR (09:42 re 3rd) - Hollingsworth 49-yard FG
 VT (6:07 re 3rd) - Edmunds 1 yd Rush (Santamaria Kick)
 VT (4:48 re 3rd) - Ford 32 yd Pass From Motley (Santamaria Kick)
 VT (05:15 re 4th) - Lawson 4 yd Rush (Santamaria Kick)

INDIVIDUAL STATS

Rushing — VT, McMillian 6-98, Coleman 3-15, Motley 4-38, Edmunds 9-41, Lawson 9-51, Durkin 4-25, McKenzie 5-24, Ford 1-7; FURMAN, Luke 10-79, Wilcox 4-21, Cain 6-16, Blaziejowski 4-12, Robinson 1-7, Hannon 13-3, Sanders 2-0, Suttles 1-(-2)



Passing — VT, Motley 16-24-0 233, Lawson 3-7-0 51; FURMAN, Hannon 7-21-2 84, Blaziejowski 2-4-0 34, TEAM 0-1-0

Receiving - VT, Phillips 5-86, Ford 5-77, Hodges 2-48, McMillian 2-11, Malleck 2-11, Cline 1-31, Asante 1-13, Knowles 1-7; FURMAN, Suttles 3-29, Schumpert 2-23, Snellings 2-23, Mall 1-27, Wilcox 1-11, Luke 0-5

TEAM STATS

	VT	FURMAN
First downs	25	17
Rushing yds.	41-299	41-136
Passing yds.	284	118
Return yds.	28	0
Passes	19-31-0	9-26-2
Punts-avg.	4-39.8	7-36.4
Fumbles-lost	0-0	2-1
Penalties-yds.	11-114	6-50
Time of poss.	29:22	30:38

GAME THREE

	VIRGINIA TECH	51
	PURDUE	24

Ross-Ade Stadium • West Lafayette, Ind. • September 19, 2015 • Attendance: 45,759

WEST LAFAYETTE, Ind. — Tech quarterback Brenden Motley threw two touchdown passes and ran for one, and Tech's defense and special teams also scored as the Hokies pulled away from the Boilermakers 51-24 at Ross-Ade Stadium on Saturday afternoon.

With the win, Tech moved to 2-1 on the season. Purdue fell to 1-2.

Motley, making his second straight in place of injured quarterback Michael Brewer, completed 15 of 23 for 220 yards, with the touchdown and no interceptions. Behind Motley, Tech amassed 471 yards of total offense — a balanced 238 rushing and 233 passing — and played the main role in the Hokies scoring 27 straight points to break open a close game.

Defensively, Chuck Clark returned a fumble for a touchdown for the Hokies, and Terrell Edmunds' blocked punt in the third quarter was returned by Anthony Shegog for a touchdown.

This game marked the first time since the Clemson game in 2007 that the Hokies scored in all three phases of the game.

Tech grabbed the lead for good on a 5-yard touchdown run by Motley with 1:08 left in the first half that gave the Hokies a 24-17 edge. The Hokies then put the game away with 17 third-quarter points.

An 82-yard kickoff return by Der'Woun Greene to open the second half led to a 42-yard field goal by Joey Slye that gave the Hokies a 27-17 lead. Then on Tech's next possession, a 42-yard drive ended when J.C. Coleman scored from a yard out. Slye's extra point gave Tech a 34-17 bulge with 5:10 left in the third quarter.

The Hokies closed the quarter with Edmunds' blocked punt. Shegog picked up the loose ball and ran it back 15 yards for a touchdown, and Slye's extra point gave the Hokies a 41-17 advantage with a minute left in the quarter.

Slye added a field goal in the fourth quarter and a 3-yard touchdown pass from Motley to Bucky Hodges — their second hookup of the day — accounted for the final margin.

Tech's defense held the Boilermakers to just 265 yards of offense. Purdue quarterback Austin Appleby completed just 9 of 28 for 110 yards, with two interceptions.

Slye made three field goals for the Hokies, who also got six receptions and 128 yards from Isaiah Ford. Trey Edmunds paced Tech's 238-yard rushing day with 72 yards on nine carries.

GAME NOTES

- This game marked the first time since the Clemson game in 2007 that the Hokies scored in all three phases of the game.
- It was the highest point total for Tech since they had 52 points against Wake Forest in 2010.
- Most points in back-to-back games since 2010 against Central Michigan and Wake Forest.
- Bucky Hodges had a career-high two TD receptions. Had one TD catch seven previous times in his career.

FINAL STATISTICS

	1	2	3	4	F
VIRGINIA TECH	10	14	17	10	- 51
PURDUE	7	10	0	7	- 24

VT (10:53 re 1st) - 35-yard FG by Slye

VT (10:02 re 1st) - Clark 20-yard fumble return (Slye kick)

PUR (06:56 re 1st) - Appleby 2-yard rush (Griggs kick)

PUR (14:03 re 2nd) - Ezechukwu 90 yd fumble return

PUR (02:24 re 2nd) - Griggs, Paul 34 yd field goal

VT (01:08 re 2nd) - Brenden Motley 5 yd Rush (Slye Kick)

VT (13:53 re 3rd) - Slye 42 yd field goal

VT (05:10 re 3rd) - Coleman 1 yd rush (Slye kick)

VT (1:00 re 3rd) - Shegog 15 yd Blocked Punt Return (Slye Kick)

VT (13:34 re 4th) - Slye 46 yd field goal

PUR (07:02 re 4th) - Jones 60 yd Rush (Griggs Kick)

VT (02:04 re 4th) - Hodges 3 yd pass from Motley (Slye kick)

INDIVIDUAL STATS

Rushing — VT, Edmunds 9-72, McMillian 9-55, Coleman 10-46, , Motley 15-24, Lawson 4-5, McKenzie 8-26, Rogers 1-15; PURDUE, Jones 6-90, Burgess 1-29, Knox 8-16, Appleby 13-11, TEAM 1-(-2)



Passing — VT, Motley 15-23-0 220, Lawson 0-1-0 0; PURDUE, Appleby 9-28-2 110, Blough 3-7-0 11

Receiving - VT, Ford 6-128, Phillips 3-26, Hodges 3-11, Rogers 2-15, Malleck 1-40, Motley 1-13; PURDUE, Anthrop 3-43, Herdman 2-13, Posey 2-27, Yancey 2-24, Jones 1-1, Phillips 1-3, Knox 1-8

TEAM STATS

	VT	PURDUE
First downs	20	9
Rushing yds.	56-238	29-144
Passing yds.	233	121
Return yds.	186	87
Passes	16-26-0	12-35-2
Punts-avg.	5-41.6	7-42.3
Fumbles-lost	5-1	2-1
Penalties-yds.	11-87	10-79
Time of poss.	38:11	21:49

GAME FOUR

	VIRGINIA TECH	28
	EAST CAROLINA	35

Dowdy-Ficklen Stadium • Greenville, N.C. • September 26, 2015 • Attendance: 50,514

GREENVILLE, N.C. — East Carolina quarterback James Summers rushed for 169 yards and threw for 110 yards, helping the Pirates rally from a 14-0 deficit to beat Virginia Tech 35-28 in a non-conference game at Dowdy-Ficklen Stadium on Saturday.

The loss marked the Hokies' second straight to the Pirates, who downed the Tech in Blacksburg last year. Tech lost in Greenville, North Carolina, for the first time since 1992.

"The good thing for us is we're getting ready to enter conference play," Tech coach Frank Beamer said. "Everything is still there . . . the ACC championship, the Orange Bowl . . . the whole deal is still there. But we've got to become a better football team to enter into that mix. It's vey obvious what we need to do."

East Carolina scored 28 consecutive points at one stretch after the Hokies scored two touchdowns off Pirate turnovers.

Tech trailed 35-21 after a 41-yard touchdown run by Summers with 3:43 left in the third quarter. The Hokies cut into that lead, getting a 5-yard touchdown run by Brenden Motley with 8:18 left in the game. The big play came on a 60-yard completion from Motley to Cam Phillips, and the touchdown capped a 95-yard drive.

Tech had two more chances to score in the final five minutes. One drive ended when Bucky Hodges couldn't corral a fourth-down pass from Motley that would have given the Hokies a first down in ECU territory. The final chance came at the end of the game when Tech got the ball to its 41 and tried a "Hail Mary" that fell incomplete.

Motley led the Hokies with 366 of their 439 yards of offense. He completed 20 of 35 for 281 yards, with a touchdown and an interception. He also rushed for 85 yards and a score.

Summers, who went into the game as the backup to Blake Kemp, rushed for his 169 yards on 21 carries, and he completed 5 of 8 for the 110 yards and a score. East Carolina finished 410 yards.

GAME NOTES

- Tech trailed for the first time all season at halftime, 21-14.
- Isaiah Ford became the fastest player to 1,000 receiving yards under Frank Beamer, passing Andre Davis.
- Motley became the first Tech quarterback under Beamer to score a rushing touchdown or throw for at least 200 yards in each of his first three starts.
- The Hokies' defense allowed its first touchdown in the season quarter

FINAL STATISTICS

	1	2	3	4	F
VIRGINIA TECH	14	0	7	7	- 28
EAST CAROLINA	14	7	14	0	- 35

VT (11:18 re 1st) - Edmunds 1-yd rush (Slye kick)

VT (07:13 re 1st) - Malleck 7-yd pass from Motley (Slye kick)

ECU (04:33re 1st) - Kemp 3-yd rush (PLOWMAN kick)

ECU (00:16 re 1st) - Brown 11-yd pass from Kemp (PLOWMAN kick)

ECU (10:02 re 2nd) - Summers 5-yd rush (PLOWMAN kick)

ECU (10:09 re 3rd) - Jones 26 yd pass from Summers (PLOWMAN kick)

VT (06:47 re 3rd) - Rogers 2 yd rush (Slye kick)

ECU (03:43 re 3rd) - Summers 41 yd rush (PLOWMAN kick)

VT (08:18 re 4th) - Motley 5 yd rush (Slye kick)

TEAM STATS

	VT	ECU
First downs	20	19
Rushing yds.	42-158	43-182
Passing yds.	281	228
Return yds.	17	79
Passes	20-35-1	14-20-1
Punts-avg.	5-39.2	5-41.2
Fumbles-lost	0-0	3-1
Penalties-yds.	11-89	7-97
Time of poss.	33:10	26:50

INDIVIDUAL STATS

Rushing — VT, , Motley 19-85, McMillian 5-30, Coleman 7-13, Ford 1-10, Edmunds 5-9, Lawson 1-4, Rogers 4-8; ECU, Summers 21-169, Kemp 4-15, Hairston 15-3, Furlow 1-(-1), TEAM 2-(-4)

Passing — VT, Motley 20-35-1 281; ECU, Kemp 9-12-1 118, Summers 5-8-0 110

Receiving - VT, Ford 8-95, Phillips 3-78, Hodges 5-73, Rogers 1-6, Malleck 2-21, McMillian 1-8; ECU, Brown 4-44, Grayson 3-53, Johnson 3-55, Jones 2-55, Williams 2-21

VIRGINIA TECH FOOTBALL - 2015 SEASON

as of September 27, 2015

RECORD	OVERALL	HOME	AWAY	NEUTRAL
ALL GAMES	2-2	1-1	1-1	0-0
CONFERENCE	0-0	0-0	0-0	0-0
NON-CONFERENCE	2-1	1-1	1-1	0-0

DATE	OPPONENT	LOCATION	TV	SCORE	ATTEND
Sep 07, 2015	(1/1) Ohio State	Blacksburg, Va.	ESPN	L 24-42	65,632
Sep 12, 2015	Furman	Blacksburg, Va.	ESPN3	W 42-3	60,118
Sep 19, 2015	at Purdue	West Lafayette, Ind.	ESPNU	W 42-3	45,759
Sep 26, 2015	at East Carolina	Greenville, N.C.	ABC/ESPN2	L 28-35	50,514
* Oct 03, 2015	Pittsburgh	Blacksburg, Va.	RSN	Noon	
* Oct 09, 2015	NC State	Blacksburg, Va.	ESPN	8 p.m.	
* Oct 17, 2015	at Miami	Miami Gardens, Fla.		TBA	
* Oct 24, 2015	Duke	Blacksburg, Va.		TBA	
* Oct 31, 2015	at Boston College	Chestnut Hill, Mass.		TBA	
* Nov 12, 2015	at Georgia Tech	Atlanta, Ga.	ESPN	7:30 p.m.	
* Nov 21, 2015	North Carolina	Blacksburg, Va.		TBA	
* Nov 28, 2015	at Virginia	Charlottesville, Va.		TBA	
! Dec 05, 2015	ACC Championship	Charlotte, N.C.		TBA	
* - Atlantic Coast Conference Game		Rankings: (AP/Coaches)			

RUSHING	GP	ATT	GAIN	LOSS	NET	AVG	TD	LONG	AVG
Travon McMillian	4	26	214	5	209	8.0	0	63	52.2
Brenden Motley	4	45	211	47	164	3.6	3	20	41.0
Trey Edmunds	4	34	154	10	144	4.2	2	35	36.0
J.C. Coleman	4	32	117	0	117	3.7	1	10	29.2
Dwayne Lawson	3	14	60	5	55	3.9	1	10	18.3
Shai McKenzie	2	13	51	1	50	3.8	0	11	25.0
Sam Rogers	4	8	46	0	46	5.8	1	16	11.5
Chris Durkin	3	4	25	0	25	6.2	0	9	8.3
Isaiah Ford	4	2	17	0	17	8.5	0	10	4.2
Michael Brewer	1	4	9	9	0	0.0	0	6	0.0
Greg Stroman	4	1	0	4	-4	-4.0	0	0	-1.0
TOTAL	4	183	904	81	823	4.5	8	63	205.8
OPPONENTS	4	149	920	99	821	5.5	8	80	205.2

PASSING	GP	EFFIC	ATT-CMP-INT	PCT	YDS	TD	LONG	AVG/G
Brenden Motley	4	147.26	55-92-2	59.8	770	6	61	192.5
Michael Brewer	1	191.90	11-16-0	68.8	156	2	51	156.0
Dwayne Lawson	3	91.05	3-8-0	37.5	51	0	31	17.0
Sam Rogers	4	209.20	1-1-0	100.0	13	0	13	3.2
TOTAL	4	150.05	70-117-2	59.8	990	8	61	247.5
OPPONENTS	4	106.55	46-101-6	45.5	680	5	54	170.0

RECEIVING	GP	NO	YDS	AVG	TD	LONG	AVG
Isaiah Ford	4	22	361	16.4	3	61	90.2
Cam Phillips	4	13	194	14.9	0	60	48.5
Bucky Hodges	4	10	132	13.2	2	46	33.0
Ryan Malleck	4	9	120	13.3	2	40	30.0
Sam Rogers	4	6	87	14.5	1	51	21.8
Travon McMillian	4	5	24	4.8	0	9	6.0
Kalvin Cline	4	1	31	31.0	0	31	7.8
Kevin Asante	4	1	13	13.0	0	13	3.2
Brenden Motley	4	1	13	13.0	0	13	3.2
Trey Edmunds	4	1	8	8.0	0	8	2.0
Demitri Knowles	2	1	7	7.0	0	7	3.5
TOTAL	4	70	990	14.1	8	61	247.5
OPPONENTS	4	46	680	14.8	5	54	170.0

TEAM STATISTICS	HOKIES	OPPONENT
SCORING	145	104
Points Per Game	36.2	26.0
Points Off Turnovers	52	21
FIRST DOWNS	83	66
Rushing	43	29
Passing	36	28
Penalty	4	9
RUSHING YARDAGE	823	821
Yards gained rushing	904	920
Yards lost rushing	81	99
Rushing Attempts	183	149
Average Per Rush	4.5	5.5
Average Per Game	205.8	205.2
TDs Rushing	8	8
PASSING YARDAGE	990	680
Comp-Att-Int	70-117-2	46-101-6
Average Per Pass	8.5	6.7
Average Per Catch	14.1	14.8
Average Per Game	247.5	170.0
TDs Passing	8	5
TOTAL OFFENSE	1813	1501
Total Plays	300	250
Average Per Play	6.0	6.0
Average Per Game	453.2	375.2
KICK RETURNS: #-Yards	9-236	11-187
PUNT RETURNS: #-Yards	10-70	2-13
INT RETURNS: #-Yards	6-12	2-9
KICK RETURN AVERAGE	26.2	17.0
PUNT RETURN AVERAGE	7.0	6.5
INT RETURN AVERAGE	2.0	4.5
FUMBLES-LOST	6-2	9-5
PENALTIES-Yards	38-340	29-284
Average Per Game	85.0	71.0
PUNTS-Yards	21-865	22-873
Average Per Punt	41.2	39.7
Net punt average	36.8	36.5
KICKOFFS-Yards	26-1600	19-1181
Average Per Kick	61.5	62.2
Net kick average	39.9	39.2
TIME OF POSSESSION/Game	33:24	26:36
3RD-DOWN Conversions	25/61	14/51
3rd-Down Pct	41%	27%
4TH-DOWN Conversions	4/6	5/9
4th-Down Pct	67%	56%
SACKS BY-Yards	6-47	7-45
MISC YARDS	0	0
TOUCHDOWNS SCORED	19	14
FIELD GOALS-ATTEMPTS	4-9	2-3
ON-SIDE KICKS	0-1	0-1
RED-ZONE SCORES	(16-20) 80%	(7-8) 88%
RED-ZONE TOUCHDOWNS	(14-20) 70%	(6-8) 75%
PAT-ATTEMPTS	(19-19) 100%	(14-14) 100%

ATTENDANCE	HOKIES	OPPONENT
TOTAL	125750	96273
Games/Avg Per Game	2/62875	2/48136
Neutral Site Games		0/0

SCORE BY QUARTERS	1ST	2ND	3RD	4TH	TOTAL
Virginia Tech	31	38	45	31	145
Opponents	35	17	31	21	104

PUNT RETURNS	NO.	YDS	AVG	TD	LONG
Greg Stroman	9	36	4.0	0	29
Terrell Edmunds	1	19	19.0	0	0
Anthony Shegog	0	15	0.0	1	15
TOTAL	10	70	7.0	1	29
OPPONENTS	2	13	6.5	0	10

INTERCEPTIONS	NO.	YDS	AVG	TD	LONG
Adonis Alexander	2	-4	-2.0	0	0
Greg Stroman	1	-2	-2.0	0	0
Desmond Frye	1	0	0.0	0	0
Sean Huelskamp	1	0	0.0	0	0
Andrew Motuapuaka	1	18	18.0	1	18
TOTAL	6	12	2.0	1	18
OPPONENTS	2	9	4.5	0	9

KICK RETURNS	NO.	YDS	AVG	TD	LONG
Kevin Asante	3	45	15.0	0	17
Travon McMillian	3	57	19.0	0	24
Der'Woun Greene	3	134	44.7	0	82
TOTAL	9	236	26.2	0	82
OPPONENTS	11	187	17.0	0	28

FUMBLE RETURNS	NO	YDS	AVG	TD	ONG
Chuck Clark	1	20	20.0	1	20
Mook Reynolds	1	17	17.0	0	17
TOTAL	2	37	18.5	1	20
OPPONENTS	2	91	45.5	1	90

FG SEQUENCE	VIRGINIA TECH	OPPONENTS
Ohio State	50,(46)	43
Furman	45,39	(49)
Purdue	(35),53,(42),(46)	(34)
East Carolina	37	-
Pittsburgh		
NC State		
Miami		
Duke		
Boston College		
Georgia Tech		
North Carolina		
Virginia		
ACC Championship		
Numbers in (parentheses) indicate field goal was made. Numbers in [brackets] indicate field goal was blocked.		

PUNTING	NO	YDS	AVG	LONG	TB	FC	I20	50+	BLKD
A.J. Hughes	21	865	41.2	59	4	9	8	4	0
TOTAL	21	865	41.2	59	4	9	8	4	0
OPPONENTS	22	873	39.7	69	0	6	8	1	1

KICKOFFS	No.	Yds	Avg	TB	OB	Retn	Net	YdLn
Joey Slye	24	1500	62.5	15	0	153	40.5	24
Michael Santamaria	2	100	50.0	0	0	34	33.0	32
TOTAL	26	1600	61.5	15	0	187	39.9	25
OPPONENTS	19	1181	62.2	8	2	236	39.2	25

SCORING	TD	FGS	PATS				DXP	SAFETY	POINTS
			KICK	RUSH	RCV	PASS			
Joey Slye	0	4-8	16-16	0-0	0	0-0	0	0	28
Brenden Motley	3	0-0	0-0	0-0	0	0-0	0	0	18
Isaiah Ford	3	0-0	0-0	0-0	0	0-0	0	0	18
Trey Edmunds	2	0-0	0-0	0-0	0	0-0	0	0	12
Bucky Hodges	2	0-0	0-0	0-0	0	0-0	0	0	12
Sam Rogers	2	0-0	0-0	0-0	0	0-0	0	0	12
Ryan Malleck	2	0-0	0-0	0-0	0	0-0	0	0	12
Andrew Motuapuaka	1	0-0	0-0	0-0	0	0-0	0	0	6
Chuck Clark	1	0-0	0-0	0-0	0	0-0	0	0	6
Dwayne Lawson	1	0-0	0-0	0-0	0	0-0	0	0	6
J.C. Coleman	1	0-0	0-0	0-0	0	0-0	0	0	6
Anthony Shegog	1	0-0	0-0	0-0	0	0-0	0	0	6
Michael Santamaria	0	0-1	3-3	0-0	0	0-0	0	0	3
TOTAL	19	4-9	19-19	0-0	0	0-0	0	0	145
OPPONENTS	14	2-3	14-14	0-0	0	0-0	0	0	104

TOTAL OFFENSE	G	PLAYS	RUSH	PASS	TOTAL	AVG/G
Brenden Motley	4	137	164	770	934	233.5
Travon McMillian	4	26	209	0	209	52.2
Michael Brewer	1	20	0	156	156	156.0
Trey Edmunds	4	34	144	0	144	36.0
J.C. Coleman	4	32	117	0	117	29.2
Dwayne Lawson	3	22	55	51	106	35.3
Sam Rogers	4	9	46	13	59	14.8
Shai McKenzie	2	13	50	0	50	25.0
Chris Durkin	3	4	25	0	25	8.3
Isaiah Ford	4	2	17	0	17	4.2
Greg Stroman	4	1	-4	0	-4	-1.0
TOTAL	4	300	823	990	1813	453.2
OPPONENTS	4	250	821	680	1501	375.2

FIELD GOALS	FGM-FGA	PCT	01-19	20-29	30-39	40-49	50-99	LG	BLK
Joey Slye	4-8	50.0	0-0	0-0	1-2	3-4	0-2	46	0
Michael Santamaria	0-1	0.0	0-0	0-0	0-1	0-0	0-0	0	0

ALL PURPOSE	G	RUSH	REC	PR	KOR	IR	TOT	AVG/G
Isaiah Ford	4	17	361	0	0	0	378	94.5
Travon McMillian	4	209	24	0	57	0	290	72.5
Cam Phillips	4	0	194	0	0	0	194	48.5
Brenden Motley	4	164	13	0	0	0	177	44.2
Trey Edmunds	4	144	8	0	0	0	152	38.0
Der'Woun Greene	3	0	0	0	134	0	134	44.7
Sam Rogers	4	46	87	0	0	0	133	33.2
Bucky Hodges	4	0	132	0	0	0	132	33.0
Ryan Malleck	4	0	120	0	0	0	120	30.0
J.C. Coleman	4	117	0	0	0	0	117	29.2
Kevin Asante	4	0	13	0	45	0	58	14.5
Dwayne Lawson	3	55	0	0	0	0	55	18.3
Shai McKenzie	2	50	0	0	0	0	50	25.0
Kalvin Cline	4	0	31	0	0	0	31	7.8
Greg Stroman	4	-4	0	36	0	-2	30	7.5
Chris Durkin	3	25	0	0	0	0	25	8.3
Terrell Edmunds	4	0	0	19	0	0	19	4.8
Andrew Motuapuaka	2	0	0	0	0	18	18	9.0
Anthony Shegog	4	0	0	15	0	0	15	3.8
Demitri Knowles	2	0	7	0	0	0	7	3.5
Adonis Alexander	4	0	0	0	0	-4	-4	-1.0
TOTAL	4	823	990	70	236	12	2131	532.8
OPPONENTS	4	821	680	13	187	9	1710	427.5

DEFENSIVE STATISTICS

LEADERS	GP-GS	TACKLES			TFL/YDS	SACKS NO-YARDS	PASS DEF			FUMBLES		BLKD KICK	SAFETY
		SOLO	AST	TOTAL			INT-YDS	BRUP	QBH	RCV-YDS	FF		
19 Chuck Clark	4	19	13	32	0.5-0	.	.	1	.	1-20	.	.	.
36 Adonis Alexander	4	13	6	19	.	.	2--4	1
40 Deon Clarke	4	14	5	19	2.5-9	1.0-6	.	3	2
92 Luther Maddy	4	2	16	18	3.0-6
26 Desmond Frye	4	8	8	16	.	.	1-0	.	.	.	1	.	.
56 Sean Huelskamp	4	7	6	13	3.5-11	1.0-8	1-0
37 Ronny Vandyke	4	4	8	12	1.0-1	1-0	.	.	.
3 Greg Stroman	4	6	6	12	0.5-1	.	1--2	2
54 Andrew Motuapuaka	2	2	6	8	.	.	1-18	.	2
90 Dadi Nicolas	4	4	4	8	3
4D Ken Ekanem	4	4	4	8	0.5-1	.	.	1	1
23 Der'Woun Greene	3	4	3	7	1	.	.
6 Mook Reynolds	4	6	1	7	1.0-2	2-17	.	.	.
11 Kendall Fuller	3	3	4	7	1.0-6	1.0-6	.	1	.	.	1	.	.
96 Corey Marshall	4	3	3	6	4.0-19	1.0-11	.	.	2	.	1	.	.
60 Woody Baron	4	4	2	6	3.5-20	2.0-16	.	.	1
38 Dahman McKinnon	3	2	4	6	1.0-1
22 Terrell Edmunds	4	1	4	5	1	.
99 Vinny Mihota	4	.	4	4
31 Brandon Facyson	4	2	2	4	.	.	.	3
46 Joey Slye	4	1	2	3
49 Tremaine Edmunds	4	1	2	3
32 Steven Peoples	4	.	2	2
24 Anthony Shegog	4	1	1	2	1-0	.	.	.
2 Donovan Riley	4	1	1	2	.	.	.	1
44 Carson Lydon	2	1	1	2	1.0-3
77 Wade Hansen	4	1	.	1
91 Steve Sobczak	3	.	1	1
17 Jahque Alleyne	3	1	.	1
5D Erik Banks	1	.	1	1
59 Eddie D'Antuono	4	.	1	1
4 J.C. Coleman	4	1	.	1	1.0-8	1	.	.
9 Brenden Motley	4	1	.	1
50 Jamieon Moss	3	.	1	1
43 Seth Dooley	4	.	1	1
15 Joel Caleb	3	.	1	1
95 Nigel Williams	4	1
TOTAL	4	117	124	241	24-88	6-47	6-12	14	11	5-37	5	1	.
OPPONENTS	4	131	234	365	22.0-78	7-45	2-9	10	8	2-91	3	.	.

RUSHING TACKLES

PLAYER	NO.
Chuck Clark	24
Luther Maddy	17
Deon Clarke	17
Adonis Alexander	14
Sean Huelskamp	12
Ronny Vandyke	10
Desmond Frye	9
Ken Ekanem	8
Dadi Nicolas	8
Andrew Motuapuaka	8
Der'Woun Greene	5
Greg Stroman	5
Corey Marshall	5
Woody Baron	4
Dahman McKinnon	4
Mook Reynolds	4
Vinny Mihota	4
Kendall Fuller	3
Carson Lydon	2
Seth Dooley	1
Steve Sobczak	1
Donovan Riley	1
Brandon Facyson	1
Terrell Edmunds	1
TOTALS	168

PASSING TACKLES

PLAYER	NO
Chuck Clark	8
Greg Stroman	7
Desmond Frye	6
Adonis Alexander	5
Brandon Facyson	3
Kendall Fuller	3
Mook Reynolds	3
Jahque Alleyne	1
Der'Woun Greene	1
Ronny Vandyke	1
Dahman McKinnon	1
Deon Clarke	1
Luther Maddy	1
Donovan Riley	1
TOTALS	42

SPECIAL TEAMS TACKLES

PLAYER	TOTAL	KO	PUNT
Terrell Edmunds	4	4	0
Tremaine Edmunds	3	3	0
Joey Slye	3	3	0
Steven Peoples	2	2	0
Anthony Shegog	2	2	0
Eddie D'Antuono	1	0	1
Joel Caleb	1	1	0
Jamieon Moss	1	0	1
Ronny Vandyke	1	1	0
Dahman McKinnon	1	1	0
Erik Banks	1	1	0
TOTALS	20	18	2

RED ZONE ANALYSIS

VIRGINIA TECH

DATE	OPPONENT	SCORE	TIME IN RZ	TIMES SCORED	TOTAL PTS	TDS	RUSH TDS	PASS TDS	FG MADE	FAILED TO SCORE INSIDE RZ					
										FG ATT	DOWNES	INT	FUMB	HALF	GAME
Sep 07	(1/1) Ohio State	L 24-42	2	2	14	2	0	2	0	0	0	0	0	0	0
Sep 12	Furman	W 42-3	5	4	28	4	3	1	0	1	0	0	0	0	0
Sep 19	at Purdue	W 51-24	8	6	34	4	2	2	2	0	0	0	1	1	0
Sep 26	at East Carolina	L 28-35	5	4	28	4	3	1	0	1	0	0	0	0	0
* Oct 03	Pittsburgh														
* Oct 09	NC State														
* Oct 17	at Miami														
* Oct 24	Duke														
* Oct 31	at Boston College														
* Nov 12	at Georgia Tech														
* Nov 21	North Carolina														
* Nov 28	at Virginia														
Dec 05	ACC Championship														
Totals 16 of 20 (80.0%)			20	16	104	14	8	6	2	2	0	0	1	1	0

OPPONENT

DATE	OPPONENT	SCORE	TIME IN RZ	TIMES SCORED	TOTAL PTS	TDS	RUSH TDS	PASS TDS	FG MADE	FAILED TO SCORE INSIDE RZ					
										FG ATT	DOWNES	INT	FUMB	HALF	GAME
Sep 07	(1/1) Ohio State	L 24-42	2	1	7	1	1	0	0	1	0	0	0	0	0
Sep 12	Furman	W 42-3	0	0	0	0	0	0	0	0	0	0	0	0	0
Sep 19	at Purdue	W 51-24	2	2	10	1	1	0	1	0	0	0	0	0	0
Sep 26	at East Carolina	L 28-35	4	4	28	4	2	2	0	0	0	0	0	0	0
* Oct 03	Pittsburgh														
* Oct 09	NC State														
* Oct 17	at Miami														
* Oct 24	Duke														
* Oct 31	at Boston College														
* Nov 12	at Georgia Tech														
* Nov 21	North Carolina														
* Nov 28	at Virginia														
Dec 05	ACC Championship														
Totals 7 of 8 (87.5%)			8	7	45	6	4	2	1	1	0	0	0	0	0

MONEY PLAYS

Money plays are defined as plays resulting in first down or a touchdown.

RUSHERS	1ST	TD	NO	ATT
Brenden Motley	10	3	13	40
Travon McMillian	10	0	10	26
Trey Edmunds	8	2	10	34
Dwayne Lawson	4	1	4	13
J.C. Coleman	3	1	4	32
Sam Rogers	2	1	3	8
Chris Durkin	2	0	2	4
Shai McKenzie	2	0	2	13
Michael Brewer	1	0	1	2
Isaiah Ford	1	0	1	2
TOTALS	43	8	50	176

1st DOWN TOTALS	9	7	16	89
------------------------	----------	----------	-----------	-----------

2nd DOWN TOTALS	18	0	18	61
------------------------	-----------	----------	-----------	-----------

3rd DOWN TOTALS	13	1	13	23
------------------------	-----------	----------	-----------	-----------

4th DOWN TOTALS	3	0	3	3
------------------------	----------	----------	----------	----------

RECEPTIONS	1ST	TD	NO	REC
Isaiah Ford	15	3	16	22
Cam Phillips	8	0	8	13
Bucky Hodges	4	2	6	10
Ryan Malleck	3	2	5	9
Sam Rogers	2	1	2	6
Kevin Asante	1	0	1	1
Kalvin Cline	1	0	1	1
Travon McMillian	1	0	1	5
Brenden Motley	1	0	1	1
TOTALS	36	8	41	70

1st DOWN TOTALS	14	2	14	28
------------------------	-----------	----------	-----------	-----------

2nd DOWN TOTALS	11	4	14	22
------------------------	-----------	----------	-----------	-----------

3rd DOWN TOTALS	10	2	12	19
------------------------	-----------	----------	-----------	-----------

4th DOWN TOTALS	1	0	1	1
------------------------	----------	----------	----------	----------

DRIVE START AVERAGES

OBTAINED	HOKIES		OPPONENTS	
	#	AVG	#	AVG
Kickoff	20	30.9	27	26.7
Punt	22	28.1	21	23.0
Field goal	1	26.0	5	28.0
Fumble	5	67.2	2	28.5
Interception	6	59.0	2	24.5
Downs	4	63.0	2	46.0
ALL DRIVES	58	38.0	59	26.1

SUPERLATIVES

INDIVIDUAL GAME HIGHS

Rushes	19	Brenden Motley at East Carolina (Sep 26, 2015)
Yards Rushing	98	Travon McMillian vs Furman (Sep 12, 2015)
TD Rushes	1	Trey Edmunds vs Furman (Sep 12, 2015)
		Brenden Motley vs Furman (Sep 12, 2015)
		Dwayne Lawson vs Furman (Sep 12, 2015)
		Brenden Motley at Purdue (Sep 19, 2015)
		J.C. Coleman at Purdue (Sep 19, 2015)
		Brenden Motley at East Carolina (Sep 26, 2015)
		Trey Edmunds at East Carolina (Sep 26, 2015)
		Sam Rogers at East Carolina (Sep 26, 2015)
Long Rush	63	Travon McMillian vs Furman (Sep 12, 2015)
Pass attempts	35	Brenden Motley at East Carolina (Sep 26, 2015)
Pass completions	20	Brenden Motley at East Carolina (Sep 26, 2015)
Yards Passing	281	Brenden Motley at East Carolina (Sep 26, 2015)
TD Passes	2	Michael Brewer vs Ohio State (Sep 07, 2015)
		Brenden Motley vs Furman (Sep 12, 2015)
		Brenden Motley at Purdue (Sep 19, 2015)
Long Pass	61	Brenden Motley at Purdue (Sep 19, 2015)
Receptions	8	Isaiah Ford at East Carolina (Sep 26, 2015)
Yards Receiving	128	Isaiah Ford at Purdue (Sep 19, 2015)
TD Receptions	2	Isaiah Ford vs Furman (Sep 12, 2015)
		Bucky Hodges at Purdue (Sep 19, 2015)
Long Reception	61	Isaiah Ford at Purdue (Sep 19, 2015)
Field Goals	3	Joey Slye at Purdue (Sep 19, 2015)
Long Field Goal	46	Joey Slye vs Ohio State (Sep 07, 2015)
		Joey Slye at Purdue (Sep 19, 2015)
Punts	7	A.J. Hughes vs Ohio State (Sep 07, 2015)
Punting Avg	43.1	A.J. Hughes vs Ohio State (Sep 07, 2015)
Long Punt	59	A.J. Hughes vs Ohio State (Sep 07, 2015)
Punts inside 20	3	A.J. Hughes vs Ohio State (Sep 07, 2015)
		A.J. Hughes vs Furman (Sep 12, 2015)
Long Punt Return	29	Greg Stroman at Purdue (Sep 19, 2015)
Long Kickoff Return	82	Der'Woun Greene at Purdue (Sep 19, 2015)
Tackles	13	Chuck Clark vs Furman (Sep 12, 2015)
Sacks	1.0	Deon Clarke vs Furman (Sep 12, 2015)
		Woody Baron vs Furman (Sep 12, 2015)
		Corey Marshall vs Furman (Sep 12, 2015)
		Kendall Fuller at Purdue (Sep 19, 2015)
		Woody Baron at Purdue (Sep 19, 2015)
		Sean Huelskamp at East Carolina (Sep 26, 2015)
Tackles For Loss	3.5	Sean Huelskamp at East Carolina (Sep 26, 2015)
Interceptions	1	Desmond Frye vs Ohio State (Sep 07, 2015)
		Adonis Alexander vs Furman (Sep 12, 2015)
		Andrew Motuapuaka vs Furman (Sep 12, 2015)
		Adonis Alexander at Purdue (Sep 19, 2015)
		Sean Huelskamp at Purdue (Sep 19, 2015)
		Greg Stroman at East Carolina (Sep 26, 2015)

TEAM GAME HIGHS

Rushes	56	at Purdue (Sep 19, 2015)
Yards Rushing	299	vs Furman (Sep 12, 2015)
Yards Per Rush	7.3	vs Furman (Sep 12, 2015)
TD Rushes	3	vs Furman (Sep 12, 2015)
		at East Carolina (Sep 26, 2015)
Pass attempts	35	at East Carolina (Sep 26, 2015)
Pass completions	20	at East Carolina (Sep 26, 2015)
Yards Passing	284	vs Furman (Sep 12, 2015)
Yards Per Pass	9.2	vs Furman (Sep 12, 2015)
TD Passes	3	vs Ohio State (Sep 07, 2015)
Total Plays	82	at Purdue (Sep 19, 2015)
Total Offense	583	vs Furman (Sep 12, 2015)
Yards Per Play	8.1	vs Furman (Sep 12, 2015)
Points	51	at Purdue (Sep 19, 2015)
Sacks By	3	vs Furman (Sep 12, 2015)
First Downs	25	vs Furman (Sep 12, 2015)
Penalties	11	vs Furman (Sep 12, 2015)
		at Purdue (Sep 19, 2015)
		at East Carolina (Sep 26, 2015)
Penalty Yards	114	vs Furman (Sep 12, 2015)
Turnovers	2	vs Ohio State (Sep 07, 2015)
Interceptions By	2	vs Furman (Sep 12, 2015)
		at Purdue (Sep 19, 2015)
Punts	7	vs Ohio State (Sep 07, 2015)
Punting Avg	43.1	vs Ohio State (Sep 07, 2015)
Long Punt	59	vs Ohio State (Sep 07, 2015)
Punts inside 20	3	vs Ohio State (Sep 07, 2015)
		vs Furman (Sep 12, 2015)
Long Punt Return	29	at Purdue (Sep 19, 2015)

OPPONENT INDIVIDUAL GAME HIGHS

Rushes	21	SUMMERS, James, at East Carolina (Sep 26, 2015)
Yards Rushing	169	SUMMERS, James, at East Carolina (Sep 26, 2015)
TD Rushes	2	SUMMERS, James, at East Carolina (Sep 26, 2015)
Long Rush	80	Elliott, E, vs Ohio State (Sep 07, 2015)
Pass attempts	28	Appleby, Austin, at Purdue (Sep 19, 2015)
Pass completions	10	Jones, Cardale, vs Ohio State (Sep 07, 2015)
Yards Passing	187	Jones, Cardale, vs Ohio State (Sep 07, 2015)
TD Passes	2	Jones, Cardale, vs Ohio State (Sep 07, 2015)
Long Pass	54	Jones, Cardale, vs Ohio State (Sep 07, 2015)
Receptions	4	BROWN, Trevon, at East Carolina (Sep 26, 2015)
Yards Receiving	79	Miller, Braxton, vs Ohio State (Sep 07, 2015)
TD Receptions	1	Miller, Braxton, vs Ohio State (Sep 07, 2015)
		Thomas, Michael, vs Ohio State (Sep 07, 2015)
		Samuel, Curtis, vs Ohio State (Sep 07, 2015)
		JONES, Isaiah, at East Carolina (Sep 26, 2015)
		BROWN, Trevon, at East Carolina (Sep 26, 2015)
Long Reception	54	Miller, Braxton, vs Ohio State (Sep 07, 2015)
Field Goals	1	Hollingsworth, vs Furman (Sep 12, 2015)
		Griggs, Paul, at Purdue (Sep 19, 2015)
Long Field Goal	49	Hollingsworth, vs Furman (Sep 12, 2015)
Punts	7	Hollingsworth, vs Furman (Sep 12, 2015)
Punting Avg	49.3	Schopper, Joe, at Purdue (Sep 19, 2015)
Long Punt	69	Schopper, Joe, at Purdue (Sep 19, 2015)
Punts inside 20	3	Hollingsworth, vs Furman (Sep 12, 2015)
		GREGORY, Worth, at East Carolina (Sep 26, 2015)
Long Punt Return	10	Elliott, E, vs Ohio State (Sep 07, 2015)
Long Kickoff Return	28	JOHNSON, Quay, at East Carolina (Sep 26, 2015)
Tackles	13	WILLIAMS, Jrdn, at East Carolina (Sep 26, 2015)
Sacks	1.5	Lewis, Tyquan, vs Ohio State (Sep 07, 2015)
Tackles For Loss	3.0	Bentley, at Purdue (Sep 19, 2015)
Interceptions	1	Powell, Tyvis, vs Ohio State (Sep 07, 2015)
		WILLIAMS, Jrdn, at East Carolina (Sep 26, 2015)

OPPONENT TEAM GAME HIGHS

Rushes	43	at East Carolina (Sep 26, 2015)
Yards Rushing	359	vs Ohio State (Sep 07, 2015)
Yards Per Rush	10.0	vs Ohio State (Sep 07, 2015)
TD Rushes	3	vs Ohio State (Sep 07, 2015)
		at East Carolina (Sep 26, 2015)
Pass attempts	35	at Purdue (Sep 19, 2015)
Pass completions	14	at East Carolina (Sep 26, 2015)
Yards Passing	228	at East Carolina (Sep 26, 2015)
Yards Per Pass	11.4	at East Carolina (Sep 26, 2015)
TD Passes	3	vs Ohio State (Sep 07, 2015)
Total Plays	67	vs Furman (Sep 12, 2015)
Total Offense	572	vs Ohio State (Sep 07, 2015)
Yards Per Play	10.2	vs Ohio State (Sep 07, 2015)
Points	42	vs Ohio State (Sep 07, 2015)
Sacks By	4	vs Ohio State (Sep 07, 2015)
First Downs	21	vs Ohio State (Sep 07, 2015)
Penalties	10	at Purdue (Sep 19, 2015)
Penalty Yards	97	at East Carolina (Sep 26, 2015)
Turnovers	3	vs Ohio State (Sep 07, 2015)
		vs Furman (Sep 12, 2015)
		at Purdue (Sep 19, 2015)
Interceptions By	1	vs Ohio State (Sep 07, 2015)
		at East Carolina (Sep 26, 2015)
Punts	7	vs Furman (Sep 12, 2015)
		at Purdue (Sep 19, 2015)
Punting Avg	42.3	at Purdue (Sep 19, 2015)
Long Punt	69	at Purdue (Sep 19, 2015)
Punts inside 20	3	vs Furman (Sep 12, 2015)
		at East Carolina (Sep 26, 2015)
Long Punt Return	10	vs Ohio State (Sep 07, 2015)

20-YARD PLAYS

Yards	Type	Player(s)	Opponent
82	KR	Der'Woun Greene	Purdue

63	Rush	Travon McMillian	Furman
61	Pass	Isaiah Ford from Brenden Motley	Purdue
60	Pass	Cam Phillips from Brenden Motley	East Carolina

*51	Pass	Sam Rogers from Michael Brewer	Ohio State
-----	------	--------------------------------	------------

46	Pass	Bucky Hodges from Brenden Motley	Furman
40	Pass	Ryan Malleck from Brenden Motley	Purdue

39	Pass	Isaiah Ford from Brenden Motley	East Carolina
36	Pass	Isaiah Ford from Michael Brewer	Ohio State
35	Rush	Trey Edmunds	Purdue
34	KR	Der'Woun Greene	Purdue
32	Pass	Bucky Hodges from Brenden Motley	East Carolina
*32	Pass	Isaiah Ford from Brenden Motley	Furman
31	Pass	Kalvin Cline from Dwayne Lawson	Furman

29	Pass	Cam Phillips from Brenden Motley	Furman
29	PR	Greg Stroman	Purdue
25	Pass	Ryan Malleck from Michael Brewer	Ohio State
24	KR	Travon McMillian	Ohio State
23	Pass	Isaiah Ford from Brenden Motley	Furman
21	Pass	Cam Phillips from Brenden Motley	Furman
21	Pass	Isaiah Ford from Brenden Motley	East Carolina
20	Rush	Brenden Motley	Purdue
*20	FR	Chuck Clark	Purdue

* Touchdown Scored On Play

LONG PLAYS BY THE NUMBERS

PLAYS	NO	TD
100+	0	0
90-99	0	0
80-89	1	0
70-79	0	0
60-69	3	0
50-59	1	1
40-49	2	0
30-39	7	1
20-29	9	1

LONG PLAYS BY TYPE	NO	TD
Rushing	3	0
Passing	15	2
Punt returns	1	0
Kick returns	3	0
Interceptions	0	0
Fumble returns	1	1
Other	0	0
TOTAL	23	3

LONGEST PLAYS OF THE YEAR

Rushing

63 Travon McMillian vs Furman Sept. 12

Rushing Touchdown

5 Brenden Motley vs Purdue Sept. 19
 5 Brenden Motley vs East Carolina Sept. 26

Passing

61 Isaiah Ford from Brenden Motley vs Purdue Sept. 19

Passing Touchdown

51 Sam Rogers from Michael Brewer vs Ohio State Sept. 7

Punt Return

29 Greg Stroman vs Purdue Sept. 19

Kick Return

82 Der'Woun Greene vs Purdue Sept. 19

Interception Return

18 Andrew Motuapuaka vs Furman Sept. 12

Fumble Return

20 Chuck Clark vs Purdue Sept. 19

Punt

59 A.J. Hughes vs Ohio State Sept. 7

Field Goal

46 Joey Slye vs Purdue Sept. 7
 46 Joey Slye vs Ohio State Sept. 7

20-YARD PLUS PLAYS BY PLAYER

PLAYER	NO	TD	RUSH	PASS	KR	PR	IR	FR
Isaiah Ford	6	1	0	6	0	0	0	0
Cam Phillips	3	0	0	3	0	0	0	0
Ryan Malleck	2	0	0	2	0	0	0	0
Bucky Hodges	2	0	0	2	0	0	0	0
Travon McMillian	2	0	1	0	1	0	0	0
Der'Woun Greene	2	0	0	0	2	0	0	0
Sam Rogers	1	1	0	1	0	0	0	0
Chuck Clark	1	1	0	0	0	0	0	1
Kalvin Cline	1	0	0	1	0	0	0	0
Trey Edmunds	1	0	1	0	0	0	0	0
Brenden Motley	1	0	1	0	0	0	0	0
Greg Stroman	1	0	0	0	0	1	0	0
TOTAL	23	3	3	15	3	1	0	1

2015 VIRGINIA TECH SCORING DRIVES

Qtr.	Opp.	Scoring Play	Plays-Yds.-TOP
2	Ohio State	Rogers, S 51 Pass From Brewer, M (Slye, J)	6-74-2:46
2	Ohio State	FG Slye, J 46	7-27-4:02
2	Ohio State	Malleck, R 1 Pass From Brewer, M (Slye, J)	4-38-1:15
4	Ohio State	Ford, I 17 Pass From Motley, B (Slye, J)	7-41-2:58
1	Furman	Motuapuaka, A 18 Interception Return (Slye, J)	-
2	Furman	Motley, B 4 Rush (Slye, J)	8-88-2:34
3	Furman	Ford, I 1 Pass From Motley, B (Slye, J)	5-76-2:08
3	Furman	Edmunds, Trey 1 Rush (Santamaria, M)	8-76-3:28
3	Furman	Ford, I 32 Pass From Motley, B (Santamaria, M)	1-32-0:06
4	Furman	Lawson, D 4 Rush (Santamaria, M)	14-81-6:29
1	Purdue	FG Slye, J 35	6-49-2:28
1	Purdue	Clark, C 20 Fumble Return (Slye, J)	-
2	Purdue	Hodges, B 3 Pass From Motley, B (Slye, J)	12-75-6:03
2	Purdue	Motley, B 5 Rush (Slye, J)	7-75-1:16
3	Purdue	FG Slye, J 42	4--7-1:07
3	Purdue	Coleman, J.C. 1 Rush (Slye, J)	8-42-3:30
3	Purdue	Shegog, A 15 Punt Return (Slye, J)	-
4	Purdue	FG Slye, J 46	4-3-1:20
4	Purdue	Hodges, B 3 Pass From Motley, B (Slye, J)	8-47-4:58
1	East Carolina	Edmunds, Trey 1 Rush (Slye, J)	6-31-3:00
1	East Carolina	Malleck, R 7 Pass From Motley, B (Slye, J)	6-19-3:06
3	East Carolina	Rogers, S 2 Rush (Slye, J)	9-75-3:22
4	East Carolina	Motley, B 5 Rush (Slye, J)	8-95-3:09
Totals			138-1037-59:05
Average Scoring Drive			6.9 plays-51.9 yds.

VIRGINIA TECH SCORING

23 Total Scores (8 Run, 8 Pass, 4 FG, 1 S.T., 0 Safety, 2 Defense)

5 First Quarter Scores (1 Run, 1 Pass, 1 FG, 2 S.T., 0 Safety, 2 Defense)

6 Second Quarter Scores (2 Run, 3 Pass, 1 FG, 0 S.T., 0 Safety, 0 Defense)

7 Third Quarter Scores (3 Run, 2 Pass, 1 FG, 1 S.T., 0 Safety, 0 Defense)

5 Fourth Quarter Scores (2 Run, 2 Pass, 1 FG, 0 S.T., 0 Safety, 0 Defense)

0 Overtime Drives

Most plays in a scoring drive: 14 plays - vs. Furman (14-81-6:29 TD)
 Longest scoring drive: 95 yards - vs. East Carolina (8-95-3:09 TD)
 Longest TOP scoring drive: 6:29 - vs. Furman (14-81-6:29 TD)
 Average TOP on offensive scoring drives: 2:57

OPPONENTS

Most plays in a scoring drive: 9 plays - vs. Purdue (9-74-3:06 TD)
 & vs. Purdue (9-54-3:47 FG)
 Longest scoring drive: 74 yards - vs. Purdue (9-74-3:06 TD)
 Longest TOP scoring drive: 3:55 - vs. Ohio State (8-64-3:55 TD)
 Average TOP on offensive scoring drives: 2:24

TEAM GAME-BY-GAME

VIRGINIA TECH

DATE	OPPONENT	RUSHING				REVEIVING				PASSING				KICK RETURN				PUNT RETURN				TOT OFF
		NO.	YDS	TD	LG	NO.	YDS	TD	LG	CMP-ATT-INT	YDS	TD	LG	NO	YDS	TD	LG	NO	YDS	TD	LG	
Sep 07	(1/1) Ohio State	44	128	0	16	15	192	3	51	15-25-1	192	3	51	4	75	0	24	1	0	0	0	320
Sep 12	Furman	41	299	3	63	19	284	2	46	19-31-0	284	2	46	2	28	0	15	1	0	0	0	583
Sep 19	at Purdue	56	238	2	35	16	233	2	61	16-26-0	233	2	61	2	116	0	82	6	70	1	29	471
Sep 26	at East Carolina	42	158	3	14	20	281	1	60	20-35-1	281	1	60	1	17	0	17	2	0	0	1	439
* Oct 03	Pittsburgh																					
* Oct 09	NC State																					
* Oct 17	at Miami																					
* Oct 24	Duke																					
* Oct 31	at Boston College																					
* Nov 12	at Georgia Tech																					
* Nov 21	North Carolina																					
* Nov 28	at Virginia																					
Dec 05	ACC Championship																					
	Totals	183	823	8	63	70	990	8	61	70-117-2	990	8	61	9	236	0	82	10	70	1	29	1813
	Opponent	149	821	8	80	46	680	5	54	46-101-6	680	5	54	11	187	0	28	2	13	0	10	1501

GAMES: 4

AVG/RUSH: 4.5

AVG/CATCH: 14.1

PASS EFFIC: 150.05

KR AVG: 26.2

PR AVG: 7.0

ALL PURPOSE AVG/GAME: 532.8

TOTAL OFFENSE AVG/GM: 453.2

DATE	OPPONENT	TACKLES				SACKS	FUMBLE		PASS DEFENSE			BLKD KICK	PAT ATTEMPTS			SAF	PTS
		SOLO	AST	TOTAL	TFL-YDS	NO-YDS	FF	FR-YDS	INT-YDS	QBH	BRK		KICK	RUN	RCV		
Sep 07	(1/1) Ohio State	25	34	59	4.0-5	0.0-0	1	2-0	1-0	4	3	0	3-3	0	0	0	24
Sep 12	Furman	26	42	68	7.0-34	3.0-26	1	1-0	2-18	5	6	0	6-6	0	0	0	42
Sep 19	at Purdue	33	10	43	2.0-13	2.0-13	1	1-20	2-4	0	4	1	6-6	0	0	0	51
Sep 26	at East Carolina	33	38	71	11.0-36	1.0-8	2	1-17	1-2	2	1	0	4-4	0	0	0	28
* Oct 03	Pittsburgh																
* Oct 09	NC State																
* Oct 17	at Miami																
* Oct 24	Duke																
* Oct 31	at Boston College																
* Nov 12	at Georgia Tech																
* Nov 21	North Carolina																
* Nov 28	at Virginia																
Dec 05	ACC Championship																
	Totals	117	124	241	24.0-88	6.0-47	5	5-37	6-12	11	14	1	19-19	0	0	0	145
	Opponent	131	234	365	22.0-78	7.0-45	3	2-91	2-9	8	10	0	14-14	0	0	0	104

DATE	OPPONENT	PUNTING								FIELD GOALS				KICKOFFS				
		NO	YDS	AVG	LG	BLKD	TB	FC	50+	I20	ATT-MADE	LG	BLKD	NO	YDS	AVG	TB	OB
Sep 07	(1/1) Ohio State	7	302	43.1	59	0	0	2	1	3	2-1	46	0	4	260	65.0	4	0
Sep 12	Furman	4	159	39.8	47	0	1	3	0	3	2-0	0	0	7	444	63.4	6	0
Sep 19	at Purdue	5	208	41.6	51	0	2	1	2	1	4-3	46	0	10	584	58.4	4	0
Sep 26	at East Carolina	5	196	39.2	56	0	1	3	1	1	1-0	0	0	5	312	62.4	1	0
* Oct 03	Pittsburgh																	
* Oct 09	NC State																	
* Oct 17	at Miami																	
* Oct 24	Duke																	
* Oct 31	at Boston College																	
* Nov 12	at Georgia Tech																	
* Nov 21	North Carolina																	
* Nov 28	at Virginia																	
Dec 05	ACC Championship																	
	Totals	21	865	41.2	59	0	4	9	4	8	9-4	46	0	26	1600	61.5	15	0
	Opponent	22	873	39.7	69	1	0	6	1	8	3-2	49	0	19	1181	62.2	8	2

TEAM GAME-BY-GAME

OPPONENTS

DATE	OPPONENT	RUSHING				REVEIVING				PASSING				KICK RETURN				PUNT RETURN				TOT OFF
		NO.	YDS	TD	LG	NO.	YDS	TD	LG	CMP-ATT-INT	YDS	TD	LG	NO	YDS	TD	LG	NO	YDS	TD	LG	
Sep 07	(1/1) Ohio State	37	360	3	80	10	212	3	54	10-19-1	212	3	54	0	0	0	0	2	13	0	10	572
Sep 12	Furman	41	136	0	26	9	118	0	27	9-26-2	118	0	27	1	21	0	21	0	0	0	0	254
Sep 19	at Purdue	29	144	2	60	12	121	0	32	12-35-2	121	0	32	6	87	0	24	0	0	0	0	265
Sep 26	at East Carolina	43	182	3	41	14	228	2	30	14-20-1	228	2	30	4	79	0	28	0	0	0	0	410
* Oct 03	Pittsburgh																					
* Oct 09	NC State																					
* Oct 17	at Miami																					
* Oct 24	Duke																					
* Oct 31	at Boston College																					
* Nov 12	at Georgia Tech																					
* Nov 21	North Carolina																					
* Nov 28	at Virginia																					
Dec 05	ACC Championship																					
	Opponent Totals	149	821	8	80	46	680	5	54	46-101-6	680	5	54	11	187	0	28	2	13	0	10	1501
	Virginia Tech	183	823	8	63	70	990	8	61	70-117-2	990	8	61	9	236	0	82	10	70	1	29	1813

GAMES: 4

AVG/RUSH: 5.5

AVG/CATCH: 14.8

PASS EFFIC: 106.55

KR AVG: 17.0

PR AVG: 6.5

ALL PURPOSE AVG/GAME: 427.5

TOTAL OFFENSE AVG/GM: 375.2

DATE	OPPONENT	TACKLES				SACKS	FUMBLE		PASS DEFENSE			BLKD KICK	PAT ATTEMPTS			SAF	PTS
		SOLO	AST	TOTAL	TFL-YDS	NO-YDS	FF	FR-YDS	INT-YDS	QBH	BRK		KICK	RUN	RCV		
Sep 07	(1/1) Ohio State	25	66	91	8.0-31	4.0-22	1	1-1	1-0	3	2	0	6-6	0	0	0	42
Sep 12	Furman	29	56	85	0.0-0	0.0-0	0	0-0	0-0	3	3	0	0-0	0	0	0	3
Sep 19	at Purdue	50	48	98	10.0-36	2.0-17	2	1-90	0-0	0	2	0	3-3	0	0	0	24
Sep 26	at East Carolina	27	64	91	4.0-11	1.0-6	0	0-0	1-9	2	3	0	5-5	0	0	0	35
* Oct 03	Pittsburgh																
* Oct 09	NC State																
* Oct 17	at Miami																
* Oct 24	Duke																
* Oct 31	at Boston College																
* Nov 12	at Georgia Tech																
* Nov 21	North Carolina																
* Nov 28	at Virginia																
Dec 05	ACC Championship																
	Opponent Totals	131	234	365	22.0-78	7.0-45	3	2-91	2-9	8	10	0	14-14	0	0	0	104
	Virginia Tech	117	124	241	24.0-88	6.0-47	5	5-37	6-12	11	14	1	19-19	0	0	0	145

DATE	OPPONENT	PUNTING								FIELD GOALS				KICKOFFS				
		NO	YDS	AVG	LG	BLKD	TB	FC	50+	I20	ATT-MADE	LG	BLKD	NO	YDS	AVG	TB	OB
Sep 07	(1/1) Ohio State	3	116	38.7	45	0	0	1	0	1	1-0	0	0	7	440	62.9	2	1
Sep 12	Furman	7	255	36.4	45	0	0	3	0	3	1-1	49	0	2	110	55.0	0	0
Sep 19	at Purdue	7	296	42.3	69	1	0	1	1	1	1-1	34	0	4	255	63.8	2	0
Sep 26	at East Carolina	5	206	41.2	45	0	0	1	0	3	0-0	0	0	6	376	62.7	4	1
* Oct 03	Pittsburgh																	
* Oct 09	NC State																	
* Oct 17	at Miami																	
* Oct 24	Duke																	
* Oct 31	at Boston College																	
* Nov 12	at Georgia Tech																	
* Nov 21	North Carolina																	
* Nov 28	at Virginia																	
Dec 05	ACC Championship																	
	Opponent Totals	22	873	39.7	69	1	0	6	1	8	3-2	49	0	19	1181	62.2	8	2
	Virginia Tech	21	865	41.2	59	0	4	9	4	8	9-4	46	0	26	1600	61.5	15	0

OFFENSE GAME-BY-GAME

RUSHING	NO-YDS/TD	OSU	FURMAN	PURDUE	ECU	PITT	NCST	UM	DUKE	BC	GT	UNC	VA	ACC CG
McMillian, T TB	26-209/0	6-26/0	6-98/0	9-55/0	5-30/0									
Motley, B QB	45-164/3	7-17/0	4-38/1	15-24/1	19-85/1									
Edmunds, Trey TB	34-144/2	11-23/0	9-41/1	9-72/0	5-8/1									
Coleman, J.C. TB	32-117/1	12-43/0	3-15/0	10-46/1	7-13/0									
Lawson, D QB	14-55/1	DNP	9-51/1	4-0/0	1-4/0									
McKenzie, S TB	13-50/0	DNP	5-24/0	8-26/0	DNP									
Rogers, S FB	8-46/1	3-23/0	-	1-15/0	4-8/1									
Durkin, C QB	4-25/0	DNP	4-25/0	-	-									
Ford, I WR	2-17/0	-	1-7/0	-	1-10/0									
Brewer, M QB	4-0/0	4-0/0	DNP	DNP	DNP									
Stroman, G	1--4/0	1--4/0	-	-	-									

RECEIVING	NO-YDS/TD	OSU	FURMAN	PURDUE	ECU	PITT	NCST	UM	DUKE	BC	GT	UNC	VA	ACC CG
Ford, I WR	22-361/3	3-61/1	5-77/2	6-128/0	8-95/0									
Phillips, C WR	13-194/0	2-4/0	5-86/0	3-26/0	3-78/0									
Hodges, B TE	10-132/2	-	2-48/0	3-11/2	5-73/0									
Malleck, R TE	9-120/2	4-48/1	2-11/0	1-40/0	2-21/1									
Rogers, S FB	6-87/1	3-66/1	-	2-15/0	1-6/0									
Cline, K TE	1-31/0	-	1-31/0	-	-									
McMillian, T TB	5-24/0	2-5/0	2-11/0	-	1-8/0									
Asante, K WR	1-13/0	-	1-13/0	-	-									
Motley, B QB	1-13/0	-	-	1-13/0	-									
Edmunds, Trey TB	1-8/0	1-8/0	-	-	-									
Knowles, D WR	1-7/0	DNP	1-7/0	-	DNP									

PASSING

#9 MOTLEY, B	ATT	COMP	INT	PCT	YARDS	TD	LONG	SACK	YDS	EFFIC
Ohio State	9	4	1	44.4	36	1	17	2	13	92.5
Furman	24	16	0	66.7	233	2	46	0	0	175.7
Purdue	24	15	0	62.5	220	2	61	2	17	167.0
East Carolina	35	20	1	57.1	281	1	60	1	6	128.3
TOTALS	92	55	2	59.8	770	6	61	5	36	147.3

#12 BREWER, M	ATT	COMP	INT	PCT	YARDS	TD	LONG	SACK	YDS	EFFIC
Ohio State	16	11	0	68.8	156	2	51	2	9	191.9
TOTALS	16	11	0	68.8	156	2	51	2	9	191.9

#2 LAWSON, D	ATT	COMP	INT	PCT	YARDS	TD	LONG	SACK	YDS	EFFIC
Furman	7	3	0	42.9	51	0	31	0	0	104.1
Purdue	1	0	0	0.0	0	0	0	0	0	0.0
TOTALS	8	3	0	37.5	51	0	31	0	0	91.1

#45 ROGERS, S	ATT	COMP	INT	PCT	YARDS	TD	LONG	SACK	YDS	EFFIC
Purdue	2	1	0	50.0	13	0	13	0	0	104.6
TOTALS	2	1	0	50.0	13	0	13	0	0	104.6

DEFENSE GAME-BY-GAME

TACKLES	UA-A	TOT	OSU	FURMAN	PURDUE	ECU	PITT	NCST	UM	DUKE	BC	GT	UNC	VA	ACC CG
Clark, C CB	19-13	32	3-6	7-6	5-0	4-1									
Clarke, D LB	14-5	19	2-0	4-3	4-1	4-1									
Alexander, A ROV	13-6	19	3-0	-	7-0	3-6									
Maddy, L DT	2-16	18	1-3	0-3	0-1	1-9									
Frye, D FS	8-8	16	4-5	1-3	-	3-0									
Huelskamp, S	7-6	13	-	1-1	1-0	5-5									
Vandyke, R OLB	4-8	12	3-2	1-5	0-1	-									
Stroman, G CB	6-6	12	0-2	1-0	3-1	2-3									
Motuapuaaka, A LB	2-6	8	1-3	1-3	DNP	DNP									
Ekanem, K DE	4-4	8	-	1-3	3-0	0-1									
Nicolas, D DE	4-4	8	1-1	0-1	1-1	2-1									
Fuller, K CB	3-4	7	1-1	1-3	1-0	DNP									
Greene, D FS	4-3	7	1-1	3-2	-	DNP									
Reynolds, M CB	6-1	7	1-1	-	1-0	4-0									
McKinnon, D LB	2-4	6	1-1	1-1	0-2	DNP									
Baron, W DT	4-2	6	-	2-1	2-1	-									
Marshall, C DT	3-3	6	0-2	1-0	-	2-1									
Edmunds, Te ROV	1-4	5	-	0-1	1-0	0-3									
Facyson, B CB	2-2	4	1-1	0-1	1-0	-									
Mihota, V DT	0-4	4	0-2	0-2	-	-									
Slye, J	1-2	3	1-0	-	0-1	0-1									
Edmunds, Trem LB	1-2	3	-	-	1-1	0-1									
Riley, D FS	1-1	2	-	1-0	-	0-1									
Lydon, C LB	1-1	2	DNP	DNP	-	1-1									
Peoples, S	0-2	2	-	-	-	0-2									
Shegog, A ROV	1-1	2	-	-	1-0	0-1									
Banks, E CB	0-1	1	DNP	0-1	DNP	DNP									
Hansen, W	1-0	1	-	-	-	1-0									
Motley, B	1-0	1	1-0	-	-	-									
Coleman, J.C.	1-0	1	-	-	-	1-0									
Sobczak, S DT	0-1	1	0-1	-	-	DNP									
D'Antuono, E	0-1	1	0-1	-	-	-									
Moss, J LB	0-1	1	0-1	-	DNP	-									
Alleyne, J FS	1-0	1	DNP	-	1-0	-									
Dooley, S DE	0-1	1	-	0-1	-	-									
Caleb, J	0-1	1	DNP	0-1	-	-									

SACKS	UA-A	TOT	OSU	FURMAN	PURDUE	ECU	PITT	NCST	UM	DUKE	BC	GT	UNC	VA	ACC CG
Baron, W DT	2-0	2.0	-	1.0-9	1.0-7	-									
Fuller, K CB	1-0	1.0	-	-	1.0-6	DNP									
Huelskamp, S	1-0	1.0	-	-	-	1.0-8									
Marshall, C DT	1-0	1.0	-	1.0-11	-	-									
Clarke, D LB	1-0	1.0	-	1.0-6	-	-									

DEFENSE GAME-BY-GAME

TACKLES FOR LOSS	UA-A	TOT	OSU	FURMAN	PURDUE	ECU	PITT	NCST	UM	DUKE	BC	GT	UNC	VA	ACC CG
Marshall, C DT	3-2	4.0	0.5-1	1.0-11	-	2.5-7									
Huelskamp, S	3-1	3.5	-	-	-	3.5-11									
Baron, W DT	3-1	3.5	-	2.5-13	1.0-7	-									
Maddy, L DT	2-2	3.0	1.5-2	-	-	1.5-4									
Clarke, D LB	2-1	2.5	-	2.5-9	-	-									
McKinnon, D LB	1-0	1.0	-	1.0-1	-	DNP									
Vandyke, R OLB	1-0	1.0	1.0-1	-	-	-									
Reynolds, M CB	1-0	1.0	-	-	-	1.0-2									
Coleman, J.C.	1-0	1.0	-	-	-	1.0-8									
Lydon, C LB	1-0	1.0	DNP	DNP	-	1.0-3									
Fuller, K CB	1-0	1.0	-	-	1.0-6	DNP									
Clark, C CB	0-1	0.5	0.5-0	-	-	-									
Ekanem, K DE	0-1	0.5	-	-	-	0.5-1									
Stroman, G CB	0-1	0.5	0.5-1	-	-	-									

RETURNS GAME-BY-GAME

PUNT RETURNS	NO-YDS	OSU	FURMAN	PURDUE	ECU	PITT	NCST	UM	DUKE	BC	GT	UNC	VA	ACC CG
Stroman, G	9-36	1-0	1-0	5-36	2-0									
Edmunds, Te	1-19	-	-	1-19	-									

KICK RETURNS	NO-YDS	OSU	FURMAN	PURDUE	ECU	PITT	NCST	UM	DUKE	BC	GT	UNC	VA	ACC CG
Greene, D	3-134	1-18	-	2-116	DNP									
McMillian, T	3-57	3-57	-	-	-									
Asante, K	3-45	-	2-28	-	1-17									

INT. RETURNS	NO-YDS	OSU	FURMAN	PURDUE	ECU	PITT	NCST	UM	DUKE	BC	GT	UNC	VA	ACC CG
Alexander, A	2--4	-	1-0	1--4	-									
Motuapuaka, A	1-18	-	1-18	DNP	DNP									
Frye, D	1-0	1-0	-	-	-									
Huelskamp, S	1-0	-	-	1-0	-									
Stroman, G	1--2	-	-	-	1--2									

FUMBLE RETURNS	NO-YDS	OSU	FURMAN	PURDUE	ECU	PITT	NCST	UM	DUKE	BC	GT	UNC	VA	ACC CG
Clark, C	1-20	-	-	1-20	-									
Reynolds, M	1-17	-	-	-	1-17									

GAMES PLAYED

NO.	NAME	GP/GS	OSU	FURMAN	PURDUE	ECU	PITT	NCST	UM	DUKE	BC	GT	UNC	VA	ACC CG
36	Alexander, A	4/2	XXX	XXX	START	START									
17	Alleyne, J	3/-	...	XXX	XXX	XXX									
81	Asante, K	4/-	XXX	XXX	XXX	XXX									
5D	Banks, E	1/-	...	XXX									
60	Baron, W	4/1	XXX	XXX	START	XXX									
21	Brainard, M	4/-	XXX	XXX	XXX	XXX									
12	Brewer, M	1/1	START									
82	Burke, X	1/-	XXX									
8	Burns, D	2/-	...	XXX	XXX	...									
15	Caleb, J	3/-	...	XXX	XXX	XXX									
86	Carroll, C.J.	2/-	...	XXX	XXX	...									
61	Chung, K	3/-	XXX	XXX	XXX	...									
19	Clark, C	4/4	START	START	START	START									
40	Clarke, D	4/4	START	START	START	START									
89	Cline, K	4/-	XXX	XXX	XXX	XXX									
4	Coleman, J.C.	4/3	START	START	START	START									
72	Conte, A	4/4	START	START	START	START									
59	D'Antuono, E	4/4	START	START	START	START									
43	Dooley, S	4/-	XXX	XXX	XXX	XXX									
13	Durkin, C	3/-	...	XXX	XXX	XXX									
55	Eberly, J	1/-	...	XXX									
22	Edmunds, Te	4/-	XXX	XXX	XXX	XXX									
49	Edmunds, Trem	4/-	XXX	XXX	XXX	XXX									
14	Edmunds, Trey	4/-	XXX	XXX	XXX	XXX									
40	Ekanem, K	4/4	START	START	START	START									
31	Facyson, B	4/4	START	START	START	START									
1	Ford, I	4/4	START	START	START	START									
26	Frye, D	4/2	START	START	XXX	XXX									
11	Fuller, K	3/3	START	START	START	...									
33	Galante, J	2/-	...	XXX	...	XXX									
64	Gallo, E	4/4	START	START	START	START									
23	Greene, D	3/-	XXX	XXX	XXX	...									
77	Hansen, W	4/4	START	START	START	START									
93	Haynes, J	4/-	XXX	XXX	XXX	XXX									
7	Hodges, B	4/4	START	START	START	START									
56	Huelskamp, S	4/2	XXX	XXX	START	START									
27	Hughes, A.J.	4/4	START	START	START	START									
29	Jones, G	3/-	XXX	XXX	...	XXX									
80	Knowles, D	2/-	...	XXX	XXX	...									
2Q	Lawson, D	3/-	...	XXX	XXX	XXX									
44	Lydon, C	2/-	XXX	XXX									
92	Maddy, L	4/4	START	START	START	START									
88	Malleck, R	4/4	START	START	START	START									
96	Marshall, C	4/2	XXX	START	XXX	START									
28	McKenzie, S	2/-	...	XXX	XXX	...									
38	McKinnon, D	3/-	XXX	XXX	XXX	...									
71	McLaughlin, J	4/4	START	START	START	START									
34	McMillian, T	4/1	XXX	XXX	START	XXX									
83	Meyer, C	4/-	XXX	XXX	XXX	XXX									
99	Mihota, V	4/-	XXX	XXX	XXX	XXX									
18	Minor, R	2/-	XXX	XXX									
66	Mitchell, B	1/-	...	XXX									
50	Moss, J	3/-	XXX	XXX	...	XXX									
9	Motley, B	4/3	XXX	START	START	START									
54	Motuapuaka, A	2/2	START	START									
20	Newsome, D	4/-	XXX	XXX	XXX	XXX									
90	Nicolas, D	4/4	START	START	START	START									
69	Nijman, Y	4/-	XXX	XXX	XXX	XXX									
67	Osterloh, P	4/-	XXX	XXX	XXX	XXX									
32	Peoples, S	4/-	XXX	XXX	XXX	XXX									
58	Pettit, C	1/-	...	XXX									
74	Pfaff, B	2/-	...	XXX	XXX	...									
5	Phillips, C	4/3	START	START	XXX	START									
52	Redman, D	4/-	XXX	XXX	XXX	XXX									
6	Reynolds, M	4/1	XXX	XXX	XXX	START									
2	Riley, D	4/-	XXX	XXX	XXX	XXX									
45	Rogers, S	4/1	XXX	XXX	START	XXX									
35	Santamaria, M	2/-	...	XXX	XXX	...									
24	Shegog, A	4/-	XXX	XXX	XXX	XXX									
46	Slye, J	4/4	START	START	START	START									
75	Smith, A	3/-	XXX	XXX	XXX	...									
91	Sobczak, S	3/-	XXX	XXX	XXX	...									
3	Stroman, G	4/3	START	XXX	START	START									
87	Taylor, C	2/-	...	XXX	XXX	...									
47	Taylor, Q	1/-	...	XXX									
57	Teller, W	4/4	START	START	START	START									
37	Vandyke, R	4/2	START	START	XXX	XXX									
41	Willenbrock, J	3/-	XXX	XXX	XXX	...									
2D	Williams, C	1/-	...	XXX									
95	Williams, N	4/-	XXX	XXX	XXX	XXX									
53	Young, T	3/-	XXX	XXX	XXX	...									

BY-QUARTER STATISTIC

3RD-DOWN CONVERSIONS

DATE	OPPONENT		SCORE	OVERALL	1ST QTR	2ND QTR	3RD QTR	4TH QTR	OT QTR
Sep 07	(1/1) Ohio State	L	24-42	8-17 47.1%	2-5 40.0%	3-5 60.0%	2-4 50.0%	1-3 33.3%	
Sep 12	Furman	W	42-3	4-12 33.3%	0-3 0.0%	1-4 25.0%	1-1 100.0%	2-4 50.0%	
Sep 19	at Purdue	W	51-24	7-16 43.8%	1-3 33.3%	2-3 66.7%	1-4 25.0%	3-6 50.0%	
Sep 26	at East Carolina	L	28-35	6-16 37.5%	1-3 33.3%	2-6 33.3%	2-4 50.0%	1-3 33.3%	
* Oct 03	Pittsburgh								
* Oct 09	NC State								
* Oct 17	at Miami								
* Oct 24	Duke								
* Oct 31	at Boston College								
* Nov 12	at Georgia Tech								
* Nov 21	North Carolina								
* Nov 28	at Virginia								
Dec 05	ACC Championship								
	Virginia Tech			25-61 41.0%	4-14 28.6%	8-18 44.4%	6-13 46.2%	7-16 43.8%	0-0 0.0%
	Opponents			14-51 27.5%	7-15 46.7%	4-13 30.8%	3-14 21.4%	0-9 0.0%	0-0 0.0%

4TH-DOWN CONVERSIONS

DATE	OPPONENT		SCORE	OVERALL	1ST QTR	2ND QTR	3RD QTR	4TH QTR	OT QTR
Sep 07	(1/1) Ohio State	L	24-42	0-0 0.0%	0-0 0.0%	0-0 0.0%	0-0 0.0%	0-0 0.0%	
Sep 12	Furman	W	42-3	2-2 100.0%	0-0 0.0%	1-1 100.0%	0-0 0.0%	1-1 100.0%	
Sep 19	at Purdue	W	51-24	0-1 0.0%	0-0 0.0%	0-0 0.0%	0-0 0.0%	0-1 0.0%	
Sep 26	at East Carolina	L	28-35	2-3 66.7%	1-1 100.0%	1-1 100.0%	0-0 0.0%	0-1 0.0%	
* Oct 03	Pittsburgh								
* Oct 09	NC State								
* Oct 17	at Miami								
* Oct 24	Duke								
* Oct 31	at Boston College								
* Nov 12	at Georgia Tech								
* Nov 21	North Carolina								
* Nov 28	at Virginia								
Dec 05	ACC Championship								
	Virginia Tech			4-6 66.7%	1-1 100.0%	2-2 100.0%	0-0 0.0%	1-3 33.3%	0-0 0.0%
	Opponents			5-9 55.6%	1-1 100.0%	1-1 100.0%	1-1 100.0%	2-6 33.3%	0-0 0.0%

TIME OF POSSESSION

DATE	OPPONENT		SCORE	OVERALL	1ST QTR	2ND QTR	3RD QTR	4TH QTR	OT QTR
Sep 07	(1/1) Ohio State	L	24-42	32:52	7:25	10:22	8:03	7:02	
Sep 12	Furman	W	42-3	29:22	6:21	6:32	7:01	9:28	
Sep 19	at Purdue	W	51-24	38:11	7:19	9:48	9:26	11:38	
Sep 26	at East Carolina	L	28-35	33:10	7:28	9:38	7:30	8:34	
* Oct 03	Pittsburgh								
* Oct 09	NC State								
* Oct 17	at Miami								
* Oct 24	Duke								
* Oct 31	at Boston College								
* Nov 12	at Georgia Tech								
* Nov 21	North Carolina								
* Nov 28	at Virginia								
Dec 05	ACC Championship								
	Virginia Tech	Total		133:35	28:33	36:20	32:00	36:42	0:00
		Avg.		33:23	7:08	9:05	8:00	9:10	0:00
	Opponents	Total		106:25	31:27	23:40	28:00	23:18	0:00
		Avg.		26:36	7:51	5:55	7:00	5:49	0:00

Virginia Tech - 2015-16 Football Ranking Summary thru games 09/26/2015

Statistic	National Rank	Conference Rank	Value	National Leader	Value	Conference Leader	Value
3rd Down Conversion Pct (127 ranked)	63	7	0.410	Navy	0.632	North Carolina	0.551
3rd Down Conversion Pct Defense (127 ranked)	19	7	0.275	Northwestern	0.186	North Carolina St.	0.188
4th Down Conversion Pct (119 ranked)	27	6	0.667	7 teams tied	1.000	Miami (FL) Clemson	1.000 1.000
4th Down Conversion Pct Defense (124 ranked)	86	9	0.556	8 teams tied	0.000	Pittsburgh Boston College North Carolina St.	0.000 0.000 0.000
Blocked Kicks (18 ranked)	18	2	1	Washington Missouri Illinois	3 3 3	Boston College	2
Blocked Kicks Allowed (127 ranked)	1	1	0	71 teams tied	0	10 teams tied	0
Blocked Punts (7 ranked)	7	2	1	6 teams tied	2	Boston College	2
Blocked Punts Allowed (126 ranked)	1	1	0	104 teams tied	0	12 teams tied	0
Completion Percentage (127 ranked)	68	8	0.598	Georgia	0.761	North Carolina St.	0.745
Defensive TDs (6 ranked)	6	1	2	5 teams tied	3	Virginia Tech Syracuse	2 2
Fewest Penalties (127 ranked)	119	14	38	Georgia Tech	7	Georgia Tech	7
Fewest Penalties Per Game (127 ranked)	118	14	9.50	Georgia Tech	1.75	Georgia Tech	1.75
Fewest Penalty Yards (127 ranked)	121	14	340	Georgia Tech	59	Georgia Tech	59
Fewest Penalty Yards Per Game (127 ranked)	119	14	85.00	Georgia Tech	14.75	Georgia Tech	14.75
First Downs Defense (126 ranked)	40	10	66	Boston College	35	Boston College	35
First Downs Offense (126 ranked)	61	7	83	Cincinnati	139	North Carolina St.	106
Fumbles Lost (127 ranked)	43	9	2	13 teams tied	0	Wake Forest Syracuse	0 0
Fumbles Recovered (95 ranked)	2	1	5	Ohio	6	Georgia Tech Virginia Tech	5 5
Kickoff Return Defense (127 ranked)	13	1	17.00	La.-Monroe	11.92	Virginia Tech	17.00
Kickoff Returns (127 ranked)	23	6	26.22	San Diego St.	35.67	Florida St.	33.33
Net Punting (127 ranked)	74	9	36.76	San Jose St.	46.35	Louisville	42.56
Passes Had Intercepted (127 ranked)	22	5	2	8 teams tied	0	North Carolina St. Florida St.	0 0
Passes Intercepted (108 ranked)	17	3	6	4 teams tied	9	Louisville	9
Passing Offense (127 ranked)	51	7	247.5	Bowling Green	442.3	Wake Forest	300.0
Passing Yards Allowed (127 ranked)	25	10	170.0	Boston College	72.0	Boston College	72.0
Passing Yards per Completion (127 ranked)	22	3	14.14	Air Force	22.46	Georgia Tech	18.19
Punt Return Defense (127 ranked)	52	9	6.50	Northwestern	-1.60	Louisville	-1.50
Punt Returns (127 ranked)	84	11	7.00	Maryland	28.08	Virginia	26.00
Red Zone Defense (118 ranked)	90	9	0.875	Appalachian St.	0.000	Boston College	0.600
Red Zone Offense (127 ranked)	86	11	0.800	11 teams tied	1.000	Syracuse	0.923
Rushing Defense (127 ranked)	102	13	205.3	Boise St.	44.3	Boston College	46.0
Rushing Offense (127 ranked)	42	7	205.8	Baylor	379.7	Georgia Tech	326.0
Sacks Allowed (126 ranked)	64	7	1.75	Air Force Toledo	0.00 0.00	Duke	0.50
Scoring Defense (127 ranked)	73	13	26.0	West Virginia	7.7	Boston College	7.8
Scoring Offense (127 ranked)	37	6	36.3	Baylor	64.0	North Carolina St.	46.3
Tackles for Loss Allowed (127 ranked)	55	7	5.50	Miami (FL)	2.33	Miami (FL)	2.33
Team Passing Efficiency (127 ranked)	35	5	150.05	Baylor	218.64	North Carolina	170.53
Team Passing Efficiency Defense (127 ranked)	27	9	106.55	Boston College	68.32	Boston College	68.32
Team Sacks (127 ranked)	88	11	1.50	Penn St.	4.50	Pittsburgh	3.33
Team Tackles for Loss (127 ranked)	61	8	6.0	Baylor	10.3	Clemson	9.3
Time of Possession (127 ranked)	17	3	33:23	North Carolina St.	39:15	North Carolina St.	39:15
Total Defense (127 ranked)	65	13	375.3	Boston College	118.0	Boston College	118.0
Total Offense (127 ranked)	39	4	453.3	Baylor	767.0	North Carolina	485.5
Turnover Margin (127 ranked)	4	2	1.75	West Virginia	3.00	Miami (FL)	2.67
Turnovers Gained (124 ranked)	3	1	11	California	14	Virginia Tech	11
Turnovers Lost (127 ranked)	30	6	4	LSU	0	North Carolina St. Florida St.	1 1
Winning Percentage (121 ranked)	58	10	0.500	29 teams tied	1.000	4 teams tied	1.000

All Purpose (198 ranked)	Isaiah Ford	143	11	94.50	Tyler Ervin, San Jose St.	227.00	Dalvin Cook, Florida St.	164.00
Blocked Kicks (1 ranked)					4 players tied	2	Matt Milano, Boston College	2
Combined Kick Returns (200 ranked)	Der'Woun Greene Travon McMillian	100 200	13 24	134 57	William Likely, Maryland	489	Brisly Estime, Syracuse	435
Completion Percentage (121 ranked)	Brenden Motley	76	11	0.598	Jacoby Brissett, North Carolina St.	0.779	Jacoby Brissett, North Carolina St.	0.779
Completions Per Game (100 ranked)	Brenden Motley	92	10	13.75	Luke Falk, Washington St.	37.00	Thomas Sirk, Duke	20.75
Field Goal Percentage (104 ranked)	Joey Slye	88	9	0.500	17 players tied	1.000	Ross Martin, Duke	1.000
Field Goals Per Game (125 ranked)	Joey Slye	59	7	1.00	Michael Badgley, Miami (FL)	3.00	Michael Badgley, Miami (FL)	3.00
Forced Fumbles (35 ranked)	Kendall Fuller Der'Woun Greene	35 35	4 4	0.33 0.33	4 players tied	0.75	Jeremy Cash, Duke Ron Thompson, Syracuse	0.75 0.75
Fumbles Recovered (16 ranked)	Mook Reynolds Chuck Clark Anthony Shegog Ronny Vandyke	3 16 16 16	1 2 2 2	2 1 1 1	Bobby Baker, Georgia St. Emmanuel Ellerbe, Rice	3 3	Mook Reynolds, Virginia Tech	2
Interceptions (73 ranked)	Adonis Alexander Sean Huelskamp	31 73	3 10	0.5 0.3	Karl Joseph, West Virginia Kai Nacua, BYU	1.3 1.3	Artie Burns, Miami (FL)	1.0
Kickoff Return TDs (4 ranked)					Devon Edwards, Duke Rashaad Penny, San Diego St. Janarion Grant, Rutgers	2 2 2	Devon Edwards, Duke	2
Kickoff Returns (114 ranked)					Rashaad Penny, San Diego St.	45.1	Devon Edwards, Duke	44.8
Passes Defended (43 ranked)					Boise Ross, Buffalo	3.0	Corn Elder, Miami (FL)	2.3
Passing Efficiency (121 ranked)	Brenden Motley	41	6	147.3	Seth Russell, Baylor	218.9	Jacoby Brissett, North Carolina St.	170.3
Passing TDs (88 ranked)	Brenden Motley	41	3	6	Cody Kessler, Southern California Seth Russell, Baylor	15 15	Matt Johns, Virginia	8
Passing Yards (130 ranked)	Brenden Motley	63	5	770	Matt Johnson, Bowling Green	1,760	Matt Johns, Virginia	989
Passing Yards Per Game (130 ranked)	Brenden Motley	75	8	192.5	Matt Johnson, Bowling Green	440.0	Brad Kaaya, Miami (FL)	279.7
Passing Yards per Completion (121 ranked)	Brenden Motley	22	1	14.00	Seth Russell, Baylor	19.90	Brenden Motley, Virginia Tech	14.00
Points Responsible For (150 ranked)	Brenden Motley	23	1	54	Trevone Boykin, TCU Patrick Mahomes, Texas Tech Seth Russell, Baylor	96 96 96	4 players tied	54
Points Responsible For Per Game (188 ranked)	Brenden Motley	42	4	13.5	Seth Russell, Baylor	32.0	Matt Johns, Virginia Deshaun Watson, Clemson	14.0 14.0
Punt Return TDs (2 ranked)	Anthony Shegog	2	1	1	William Likely, Maryland	2	6 players tied	1
Punt Returns (84 ranked)	Greg Stroman	75	12	4.0	William Likely, Maryland	28.1	Maurice Canady, Virginia	25.2
Punting (101 ranked)	A.J. Hughes	60	9	41.2	Michael Carrizosa, San Jose St.	52.8	Will Monday, Duke	48.6
Receiving TDs (66 ranked)	Isaiah Ford Bucky Hodges Ryan Malleck	25 66 66	1 4 4	3 2 2	Corey Coleman, Baylor	8	Isaiah Ford, Virginia Tech Taquan Mizzell, Virginia Jaylen Samuels, North Carolina St.	3 3 3
Receiving Yards (199 ranked)	Isaiah Ford Cam Phillips	23 146	1 15	361 194	Josh Doctson, TCU	593	Isaiah Ford, Virginia Tech	361
Receiving Yards Per Game (199 ranked)	Isaiah Ford Cam Phillips	33 173	2 16	90.3 48.5	Dezman Epps, Idaho	154.7	Rashawn Scott, Miami (FL)	91.0
Receptions Per Game (196 ranked)	Isaiah Ford	48	4	5.5	Daniel Braverman, Western Mich.	12.5	Artavis Scott, Clemson	6.7
Rush Yards Per Carry (174 ranked)	Brenden Motley	150	17	3.64	Matt Breida, Ga. Southern	10.91	Joe Yearby, Miami (FL)	7.59
Rushing TDs (69 ranked)	Brenden Motley	69	9	3	Matt Dayes, North Carolina St. Tyler Ervin, San Jose St. Keenan Reynolds, Navy	9 9 9	Matt Dayes, North Carolina St.	9
Rushing Yards (195 ranked)	Travon McMillian Brenden Motley	145 188	13 21	209 164	Jordan Howard, Indiana	675	Dalvin Cook, Florida St.	476
Rushing Yards Per Game (200 ranked)	Travon McMillian	158	14	52.3	Leonard Fournette, LSU	210.3	Dalvin Cook, Florida St.	158.7
Sacks (84 ranked)					Carl Nassib, Penn St.	1.75	Micah Kiser, Virginia	1.13
Scoring (163 ranked)	Joey Slye	133	16	7.0	Keenan Reynolds, Navy	18.0	Michael Badgley, Miami (FL)	13.7
Solo Tackles (59 ranked)					Kishawn McClain, North Texas	9.7	Micah Kiser, Virginia	6.8
Tackles For Loss (72 ranked)					Charles Harris, Missouri Joe Schobert, Wisconsin	2.4 2.4	Jeremy Cash, Duke Harold Landry, Boston College	2.0 2.0
Total Offense (200 ranked)	Brenden Motley	56	6	233.5	Matt Johnson, Bowling Green	469.0	Thomas Sirk, Duke	283.8
Total Tackles (144 ranked)	Chuck Clark	88	8	8.0	Michael Mudoh, Tulsa	13.3	Keith Kelsey, Louisville	10.0
Yards per Pass Attempt (121 ranked)	Brenden Motley	33	4	8.37	Seth Russell, Baylor	12.44	John Wolford, Wake Forest	9.25
Yards per Reception (199 ranked)	Isaiah Ford Cam Phillips Ryan Malleck	85 135 196	6 10 18	16.41 14.92 13.33	Terry Pettis, Middle Tenn.	29.75	Steve Ishmael, Syracuse	19.78

PITTSBURGH WEEK MEDIA SCHEDULE

MONDAY 28	TUESDAY 29	WEDNESDAY 30	THURSDAY 1	FRIDAY 2	SATURDAY 3	SUNDAY 4
Press Luncheon 12-1:30 p.m. Selected players along with Coach Frank Beamer and additional asst. coaches	Media Interviews Approximately 6:15 p.m. DC Bud Foster & requested asst. coaches and offensive and defensive players	ACC Teleconference Beamer at 11:40 a.m.	No availability No availability	No availability	GAME DAY NOON ET Pittsburgh at Virginia Tech Postgame Coaches Beamer, Foster, Loeffler and selected players	No availability

VIRGINIA TECH MEDIA INFORMATION

MONDAY - PRESS LUNCHEON

This Monday, media members are invited to the Shott Media Center, which is located on the bottom level of the South End Zone, to take part in a joint press conference with selected players, Coach Frank Beamer and additional assistant coaches in the home interview room. A light lunch is served at noon with the interviews normally beginning at 12:30 p.m., with Coach Beamer being at the podium at approximately 1 p.m. The players who come to Monday's media luncheon will not be available post-practice on Tuesday.

A video feed of the players and Coach Beamer is available for free, both live and archived, on hokiesports.com. Media may watch this feed outside of the Shott Media Center, but can not ask questions.

Media may ONLY park in the softball/track lot without a visitor's pass. Tickets will be the responsibility of the offender.

TUESDAY - MEDIA INTERVIEWS

Tuesday, Tech Defensive Coordinator Bud Foster along with several offensive and defensive players and assistant coaches will be available post practice. These interviews will take place outside the Veatch Family Lounge at approximately 6:15 p.m. Foster will speak first for no longer than 10 minutes and then the players and coaches will be available for 20 minutes after that.

Media are asked to wait in the basketball work area located in Cassell Coliseum until a member of the Strategic Communications staff brings the media members to the lounge area.

Media coming for campus for post-practice interviews do not need a visitor's parking pass (after 5 p.m.). If members plan to come on campus during normal business hours (8 a.m. to 5 p.m.), they must stop at the Visitor's Center and get a parking pass. Tickets will be the responsibility of the offender.

WEDNESDAY - ACC TELECONFERENCE

The ACC football coaches will be featured on a weekly teleconference, beginning Wednesday, Aug. 27 and continuing each Wednesday until Nov. 25. Each coach will be available for 10 minutes, with Coach Frank Beamer scheduled to start at 11:40. Members of the media can secure the number by contacting the ACC office at (336) 851-6062.

ACC VIDEO CLIP SERVICE

ACC Advanced Media will utilize the ACC Video Clip Service (AVCS) to provide football highlights and press conference excerpts to broadcast media across the conference footprint. This service will provide video content to media outlets in a more timely fashion, in an easy to access and download format, at no cost. To register for the AVCS contact Scott McBurney, Assistant Commissioner/ACC Advanced Media, at smcurney@theacc.org or call 336.369.4646.

WWW.HOKIESPORTS.COM

The official web site of Virginia Tech athletics is home to all the football knowledge you need. Schedules, results, rosters, bios, stats, general releases and game notes can be found here and are always up to date. The Gameday section has live stats, radio and television coverage information and other pertinent information. This section is for home games only.

HOKIESPORTS.COM/MEDIA

This media-only, password-protected web site is designed to make the media's job easier. Here you will find high-resolution, color head shots of every Tech football player and coach available to download, along with logos and other information.

HOKIESPORTS.COM/MEDIA/CREDENTIALS

Tech's online site to request single-game press box or photo credentials. No email requests please!

WWW.THEACC.COM

Updated standings, results, schedules, stats and notes are on the site each week during the season.

WWW.COLLEGEPRESSBOX.COM

collegepressbox.com is the official media web site for ACC football. Access and download weekly game notes, quotes, stats, media guides and more for the conference and each of its 12 member schools. Login information will be distributed to accredited media or you can apply for a password by sending an e-mail to password@collegepressbox.com.

WHO TO CONTACT

STRATEGIC COMMUNICATIONS OFFICE

21 Beamer Way
 Room 460, Jamerson Athletic Center
 Blacksburg, Va. 24061
 Office: (540) 231-6726 • Fax: (540) 231-6984

Virginia Tech Football Contacts

Requests for Coaches, Players, Credentials

Associate AD, Strategic Communications

Pete Moris

540.231.9965 | morisvt@vt.edu

Assistant Director, Strategic Communications

Marc Mullen

540.231.1894 | marcm@vt.edu

Strategic Communications Assistant

Evan Nicely

540.231.1494 | enicely@vt.edu

Requests for Photographs

Director, Photography and Design

Dave Knachel

540.231.1838 | dknachel@vt.edu

Requests for Virginia Tech Radio

Assistant Director of Broadcast Services

Andrew Allegretta

540.961.7604 ext. 5 | andrew.allegretta@img.com

VIRGINIA TECH FOOTBALL
ON SOCIAL MEDIA

FACEBOOK

facebook.com/hokiesports



TWITTER

@VT_Football



INSTAGRAM

vtthokiefootball



SNAPCHAT

vtfootball