

VIRGINIA TECH FOOTBALL

BEAMER WAY

#LUNCHPAILD LEADS POWER 5 SINCE 1996 IN SACKS (728.0) & INTS (332) | 100% GRAD RATE OF SENIORS SINCE 2012 | STRONG TOGETHER

2015 SCHEDULE

Date	Opponent	Time/Res.	TV
9/7	OHIO STATE	L 24-42	ESPN
9/12	FURMAN	W 42-3	ESPN3
9/19	at Purdue	W 51-24	ESPNU
9/26	at East Carolina	3:30 p.m.	ABC/ESPN2
10/3	PITTSBURGH	TBA	TBA
10/9	NC STATE	8 p.m.	ESPN
10/17	at Miami	TBA	TBA
10/24	DUKE	TBA	TBA
10/31	at Boston College	TBA	TBA
11/12	at Georgia Tech	7:30 p.m.	ESPN
11/21	NORTH CAROLINA	TBA	TBA
11/28	at Virginia	TBA	TBA
12/5	ACC Championship	TBA	TBA

All times Eastern, home games in all caps
VIRGINIA TECH (2-1, 0-0 ACC)
HOKIES
GAME AT A GLANCE

Date: Saturday, Sept. 26, 2015
Time: 3:30 p.m. ET
Location: Greenville, N.C.
Venue: ... Dowdy-Ficklin Stadium (50,000)
Surface: Natural
Series: VT leads 13-6
Last: ECU won 28-21 (9/13/14)

DID YOU KNOW?

Virginia Tech head coach Frank Beamer was born in Mt. Airy, N.C., roughly 220 miles northwest of Greenville. Beamer grew up just across the state line in Hillsville, Va. Beamer is 10-2 (.833) in his last 12 games vs. ECU dating back to 1993.


EAST CAROLINA (1-2, 0-0 AAC)
PIRATES
BEAMER PASSES BEAR

Frank Beamer owns 233 wins at Tech, passing Alabama's Paul "Bear" Bryant for the seventh-highest total in FBS history by a coach at one school. He is tied with Nevada's Chris Ault for sixth on that list. Beamer now has 275 career victories, including 42 wins at Murray State (1981-86).

KICKSTART MY HEART

QB Brenden Motley (aka @MotleyKrewwww) is seeking to become the ninth quarterback under Frank Beamer to win his first three regular season starts. Motley has completed 31 of 47 passes (66.0%) for 453 yards with four TDs and no INTs in his first two starts, good for a 175.0 rating. He's also accounted for 62 rushing yards and two rushing TDs.

MOST CONSECUTIVE REG. SEASON WINS
TO OPEN CAREER AS VT STARTING QB

Michael Vick (19 in '99-00) Grant Noel (6 in 2001)
 Tyrod Taylor (9 in 2007-08) Logan Thomas (4 in 2012)
 Marcus Vick (8 in 2005) Sean Glennon (4 in 2006)
 Bryan Randall (6 in 2002) Al Clark (4 in '97)

BUILT FORD TOUGH

WR Isaiah Ford owns 11 receptions for 205 yards with two TDs (18.6 ypc) the past two weeks, including a career-high 128-yard performance at Purdue (9/19). Ford is seeking to become the first Tech player with back-to-back 100-yard games since Joshua Stanford did it at Boston College (11/2/13) and at Miami (11/9/13). Ford is second in the ACC, averaging 88.7 rec. yards per game.

#LUNCHPAILD

Virginia Tech has limited its last two opponents to an average of 259.5 total net yards per game. The Hokies have forced six turnovers and have scored two defensive TDs, getting an 18-yard INT return by LB Andrew Motuapuaka vs. Furman (9/12) and a 20-yard fumble return by S Chuck Clark at Purdue (9/19).

FLIGHT #757

TE Bucky Hodges is another in a long line of prolific Hokies from the 757 area code. Hodges posted a two-TD performance at Purdue (9/19), marking the first multi-score game of his career. He owns nine TD catches in 15 career contests for Virginia Tech.

BLOCK PARTY

LB Anthony Shegog returned a punt blocked by Terrell Edmunds for a 15-yard TD at Purdue (9/19). It marked the 135th blocked kick under Beamer. Dating back to 1996, only Kansas State (113+) has more combined defensive and special teams TDs than VT (108).

Tech Travels to East Carolina Seeking A Third Straight Victory, Redemption for 2014 Home Loss

- Virginia Tech is coming off a 51-24 win at Purdue (9/19), while East Carolina suffered a 45-21 loss at Navy (9/19).
- Dating back to 1999, VT owns 17 games with 50+ points with the Purdue contest marking the fifth such game on the road.
- Tech is seeking to avenge last season's 28-21 home setback vs. East Carolina (9/13/14).
- The Hokies are a combined 19-2 (.905) in the state of North Carolina dating back to 1999: 4-0 vs. East Carolina, 5-0 at Duke, 5-1 at North Carolina, 3-1 at Wake Forest and 2-0 at NC State.
- A victory would move VT to 3-1 heading into ACC play with that only loss coming at the hands of No. 1 Ohio State (9/7).
- The Hokies have outscored their first two foes by a 55-31 margin in the first half in 2015.
- VT's defense has allowed a TD in the second quarter as Tech has outscored opponents by a 38-10 margin in that period.
- Dating back to 1996, VT is 17-4 (.810) on the road against non-conference foes, going 14-3 (.824) vs. unranked foes.
- The Pirates have a four-game victory streak vs. ACC foes (2-0 vs. UNC, 1-0 vs. VT & NCST), winning those contests by an average margin of 48.8 to 30.3 (195-121). Tech was the last ACC team to defeat ECU, getting a 15-10 win (9/14/13).

Hokies Averaging 46.5 PPG & 527.0 YPG in Last Two Games, Defense Has Allowed 10.0 Actual PPG

- Tech has outscored its last two opponents 93 to 27 and has outgained them in total net yards 1,054 to 519.
- VT's defense has only permitted 20 points the past two weeks excluding a 90-yard fumble return TD by Purdue's defense.
- Dating back to 1996, VT is 40-3 (.930) on the road when scoring 30+ points (12-0 vs. non-con).
- VT is 4-0 all-time vs. ECU when scoring 30+ points. ECU is 2-6 (.250) at home when allowing 30+ going back to 2013.
- East Carolina has lost 28 straight games when being held to 10 points or fewer. Four of those losses have come via VT.
- VT is 89-1 (.989) when holding foes to 10 points or less dating back to 1996.
- The Hokies are 51-1 (.981) when holding non-conference foes to 17 points or less since 1999.
- East Carolina has lost 34 consecutive non-conference games when being held to 20 points or fewer dating back to a 24-17 loss vs. West Virginia (9/6/97). The Pirates have lost 14 straight overall when being held to 20 points or fewer.
- VT has averaged 6.84 yards per play the past two weeks, while limiting opponents to 3.96 yards per play.

Virginia Tech is +5 in Turnover Differential the Past Two Weeks, Has Scored Two TDs on Defense

- VT is +6 (9 takes/3 gives) in turnover margins to tie for fourth in FBS. Miami (+8) leads and Syracuse (+7) is third.
- Tech's nine total takeaways are tied for fourth in FBS. ECU is -3 (2 takes/5 gives) in its last two losses.
- Since the start of the 2000 campaign, VT is 33-3 (.917) when it doesn't commit a turnover.
- ECU is 16-3 (.842) at home since the start of the 2012 campaign with those losses coming at the hands of VT, Navy and UCF.
- The Pirates are +13 (34 takes/21 gives) in those 16 home wins, winning by an average margin of 46.0 to 21.7.
- ECU is -5 (8 gives/3 takes) in those three home losses, losing by an average margin of 34.3 to 22.7.

Beamer Victory Odometer Continues to Rolls, More Nuggets on Hokies, Pirates

- Including his stint at Murray State, Frank Beamer owns head coaching victories in 23 states & the District of Columbia.
- Dating back to 1995, only Ohio State (15) owns more 10-win seasons than Virginia Tech (13).
- East Carolina's two 10-win campaigns come in the form of a 10-3 year in 2013 and an 11-1 season in 1991.
- Virginia Tech registered a 42-3 victory vs. Furman (9/12). The Paladins produced a 16-15 win at UCF (9/19).
- The Hokies are seeking their first three-game victory streak since winning six straight in 2013.
- East Carolina's two losses have come against Florida (3-0) and Navy (2-0) who are combined 5-0 in 2015.

Hokies Among ACC Leaders, Hokies Return Home to Begin Conference Slate Next Week vs. Pitt

- QB Brenden Motley ranks fourth in the ACC with a 161.7 rating and is ninth in total offense (189.3 ypg).
- P A.J. Hughes ranks ninth in the ACC with a 41.8-yard average and is tied for fourth with seven punts inside the 20.
- S Chuck Clark ranks fifth in the ACC, averaging 9.0 tackles per game. He leads VT with 27 total tackles (15 solo).
- DT Woody Baron is tied for sixth in the ACC with 2.0 sacks and leads the Hokies with 3.5 sacks.
- S Der'Woun Greene had a 82-yard KOR at Purdue (9/19), VT's longest since WR Demetri Knowles (88 vs. Maryland 11/16/13).
- Following ECU, Virginia Tech opens ACC play with back-to-back home games vs. Pitt (10/3) and vs. NC State (10/9).

NO PASSING ZONE

In Tech's back-to-back wins, the Hokies have permitted opponents to complete 21 of 61 passes (34.4%) for 239 yards with no TDs and four INTs, numbers that translate into a 54.2 rating. VT has registered 5.0 sacks in those two games. Dating back to 1996 when Bud Foster took over sole possession of the defensive coordinator duties for Tech, the Hokies are 86-8 (.915) in multi-INT games. Over that span, no Power Five team owns more INTs (332) or INT return TDs (44) than Tech.

SMASHMOUTH HOKIES

Tech has registered back-to-back 200-yard rushing games. In two wins, VT has racked up 537 yards, averaging 268.5 ypg and 5.5 yards per carry. Opponents have gained only 280 net rushing yards.

TEAM RUSHING STATS, LAST TWO GAMES

Opp.	VT Rushing	Opp. Rushing
Furman	41-299, 3 TDs	41-136, 0 TDs
Purdue	56-276, 2 TDs	29-144, 2 TDs

275

CAREER VICTORIES
MOST OF ANY ACTIVE COACH
SIXTH IN FBS HISTORY

41

WINS
VS. AP TOP 25
SINCE 1995

7

**CONFERENCE
CHAMPIONSHIPS**



**ONE OF ONLY 10 FBS
COACHES WITH 200+ WINS
AT ONE SCHOOL**

135


**BLOCKED
KICKS**

67 PUNTS • 40 FGs • 28 PATs

332

**INTS FORCED -
MOST IN POWER 5
SINCE 1996**

**VIRGINIA TECH'S
COACHING
TREASURE**



FRANK BEAMER

HEAD COACH

275-139-4 (.663) • 35th SEASON OVERALL
233-116-2 (.667) • 29th SEASON AT TECH

106-25 (.809)
HOME RECORD SINCE 1995

13

SEASONS WITH 10+ WINS
ONLY OHIO STATE (15) HAS MORE
AMONG POWER 5 SINCE 1995

100

**PERCENT GRADUATION RATE
OF SENIORS SINCE 2012**



22

**CONSECUTIVE
BOWL BERTHS**

LONGEST ACTIVE FBS STREAK*
*AS RECOGNIZED BY THE NCAA

93

**NFL DRAFTEES
UNDER BEAMER**



4

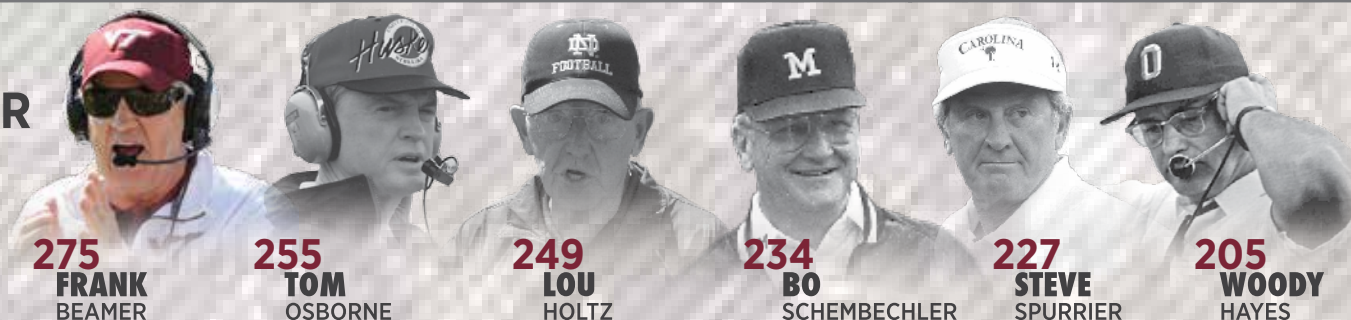
**ACC TITLES
IN 12 SEASONS**
NO TEAM HAS MORE
OVER THAT SPAN

108

VICTORIES
MOST OF ANY ACC
SCHOOL SINCE 2004

**MORE
CAREER
WINS**

THAN THESE
LEGENDS



**275
FRANK
BEAMER**

**255
TOM
OSBORNE**

**249
LOU
HOLTZ**

**234
BO
SCHEMBECHLER**

**227
STEVE
SPURRIER**

**205
WOODY
HAYES**

Frank Beamer (Virginia Tech '69), whose Virginia Tech teams have posted a 209-76 record over the past 22-plus seasons and have appeared in bowl games each year in that span, is in his 29th year as the head football coach at Tech and 35th overall. Beamer has guided the Hokies to a 233-116-2 record and sits with an overall record of 275-139-4.

Under Beamer, Tech football has enjoyed unprecedented success with 22 consecutive bowl appearances, four ACC titles, five ACC Coastal Division crowns, three BIG EAST Conference titles, two "major" bowl victories, six BCS appearances and a trip to the national championship game.

Tech won the BIG EAST title in 1995 and 1999, and shared it in '96. Beamer was voted BIG EAST Coach of the Year by the league's coaches each of those seasons and was tabbed the Atlantic Coast Conference Coach of the Year in both 2004 and 2005.

In 1997, he was inducted into the Virginia Tech Sports Hall of Fame, becoming the first active coach at the university to be honored in that fashion. Following the 1999 season, he earned eight national coach of the year honors.

During his undergraduate days at Tech, Beamer started three years as a cornerback and played on the Hokies' 1966 and 1968 Liberty Bowl teams.

The 68-year-old Hillsville, Virginia, product began as an assistant at Radford High School from 1969 through 1971. Then, after one season as a graduate assistant at the University of Maryland, he went to The Citadel where he worked five seasons under Bobby Ross and one year under Art Baker. His last two years at The Citadel, Beamer was the defensive coordinator. In 1979, he went to Murray State as the defensive coordinator under Mike Gottfried. He was named head coach at MSU in 1981 and went on to compile a six-year record of 42-23-2.

He is married to the former Cheryl Oakley of Richmond, Virginia. They have two children, Shane, a former member of his dad's football team at Virginia Tech and now the associate head coach/running backs coach at Virginia Tech; and daughter Casey, a 2003 graduate of Tech. He has four grandchildren, Sutton, Olivia and Hunter, children of Shane and his wife, Emily. Casey, who married former Virginia Tech wrestler Canaan Prater in 2012, had her first son, Hudson, in February.

Beamer was born in Mt. Airy, North Carolina, and grew up in Hillsville, Virginia. At Hillsville High, he earned 11 varsity letters as a three-sport athlete in football, basketball and baseball.

An avid NASCAR fan, Beamer has been the official starter for races at Bristol Motor Speedway, Martinsville Speedway and Richmond International Raceway.

Beamer had his No. 25 jersey retired by Tech in a pregame ceremony before the Marshall game in 2002.

SPRING ROAD ON VIRGINIA TECH CAMPUS RENAMED 'BEAMER WAY'

In appreciation for his many years of service and extraordinary contributions to university life, the Virginia Tech Board of Visitors renamed Spring Road in honor of Frank Beamer on Aug. 6, 2015. Recognizing contributions made both on and off the field by head football coach Beamer and his wife, Cheryl, Spring Road, which runs alongside the west stands and press box of Lane Stadium, is now known as Beamer Way. The official athletics department street address is 25 Beamer Way in recognition of Frank Beamer's jersey number when he played football for Tech from 1966-68. VT President Dr. Timothy Sands and VT Director of Athletics Whit Babcock made the official presentation in front of the football team in a team meeting on the eve of the start of preseason practice.

STABILITY AT THE TOP OF VIRGINIA TECH PROGRAM

Frank Beamer, the first Tech alumnus to guide Virginia Tech's football program since the 1940s, has coached and won more football games at Tech than any other head coach. Not one of the 128 active FBS head football coaches has been at his current school longer than Beamer, who is in his 29th year at Tech. He is the longest-tenured coach at the same school by a full 12 years (Oklahoma's Bob Stoops & Iowa's Kirk Ferentz - 17th seasons).

During Beamer's 28 previous years at Tech, 20 different power conference schools have had six or more head coaches, including five schools in the ACC: Pittsburgh (8), Boston College (7), Louisville (7), North Carolina (7) and Miami (6). Three schools - Pitt, Stanford and Vanderbilt - have had eight different coaches during the time Beamer has been the head coach at Tech.

Since the end of the 2009 season, 98 FBS schools have hired new head coaches.

MILESTONES FOR BEAMER

- **First Collegiate Game and Win:**
Southeast Missouri (37-23); Sept. 5, 1981 (*at Murray St.*)
- **First Win at Tech:** Navy (31-11); Oct. 3, 1987
- **50th Career Win:** West Virginia (12-10); Oct. 7, 1989
- **First Bowl Game and Bowl Win:**
Indiana (45-20); Independence Bowl; Dec. 31, 1993
- **100th Career Win:** East Carolina (35-14); Nov. 9, 1996
- **100th Win at Tech:** Connecticut (52-10); Sept. 1, 2001
- **150th Career Win:** Arkansas State (63-7); Aug. 25, 2004
- **150th Win at Tech:** Southern Miss (36-6); Oct. 21, 2006
- **200th Career Win:** Ohio (28-7); Sept. 15, 2007
- **200th Win at Tech:** East Carolina (17-10); Sept. 10, 2011
- **250th Career Win:** North Carolina (24-21); Nov. 17, 2011

MOST YEARS AT CURRENT FBS SCHOOL (ACTIVE)

29	Frank Beamer, Virginia Tech, 1987-present
24	Bill Snyder, Kansas St. 1989-2005, 2009-present
17	Kirk Ferentz, Iowa 1999-present
17	Bob Stoops, Oklahoma 1999-present
16	Gary Patterson, TCU 2000-present

BEAMER'S TITLES/HONORS

Conference Titles

Big East: 1995, 1996 (co), 1999; **ACC:** 2004, 2007, 2008, 2010

Conference Coach Of The Year Awards:

Big East: 1995, 1996, 1999; **ACC:** 2004, 2005

WINNINGEST NCAA FBS FOOTBALL COACHES

All-Time By Victories

record at four-year colleges only; bowl games included

1.	409	Joe Paterno
2.	377	Bobby Bowden (<i>12 wins vacated</i>)
3.	323	Bear Bryant
4.	319	Pop Warner
5.	314	Amos Alonzo Stagg
6.	275	Frank Beamer (active)
7.	257	LaVell Edwards
8.	255	Tom Osborne
9.	249	Lou Holtz
10.	244	Mack Brown

taken from 2015 NCAA Football Record Book

THE BEAMER FILE

PERSONAL:

Born:	October 18, 1946, Mt. Airy, N.C. (68 years old)
Hometown:	Hillsville, Va.
Wife:	former Cheryl Oakley
Children:	Shane, Casey Prater
Grandchildren:	Sutton, Olivia, Hunter, Hudson

EDUCATION:

High School:	Hillsville (1965)
College:	Virginia Tech (1969)
Postgraduate:	Radford University (1972)

PLAYING EXPERIENCE:

Virginia Tech	(1966-68)
---------------	-----------

COACHING EXPERIENCE:

1972	Graduate Assistant, Maryland
1973-76	Assistant Coach, The Citadel
1977-78	Defensive Coordinator, The Citadel
1979-80	Defensive Coordinator, Murray State
1981-86	Head Coach, Murray State
1981	(8-3)
1982	(4-7)
1983	(7-4)
1984	(9-2)
1985	(7-3-1)
1986	(7-4-1) Ohio Valley co-champs
1987-	Head Coach, Virginia Tech
1987	(2-9)
1988	(3-8)
1989	(6-4-1)
1990	(6-5)
1991	(5-6)
1992	(2-8-1)
1993	(9-3) Independence Bowl champs
1994	(8-4) Gator Bowl
1995	(10-2) BIG EAST champs; Sugar Bowl champs
1996	(10-2) BIG EAST co-champs; Orange Bowl
1997	(7-5) Gator Bowl
1998	(9-3) Music City Bowl champs
1999	(11-1) BIG EAST champs; Sugar Bowl/National Champ Game
2000	(11-1) Gator Bowl champs
2001	(8-4) Gator Bowl
2002	(10-4) San Francisco Bowl champs
2003	(8-5) Insight Bowl
2004	(10-3) ACC champs; Sugar Bowl
2005	(11-2) Gator Bowl champs
2006	(10-3) Chick-fil-A Bowl
2007	(11-3) ACC champs; Orange Bowl
2008	(10-4) ACC champs; Orange Bowl champs
2009	(10-3) Chick-fil-A Bowl champs
2010	(11-3) ACC champs; Orange Bowl
2011	(11-3) Sugar Bowl
2012	(7-6) Russell Athletic Bowl champs
2013	(8-5) Sun Bowl
2014	(7-6) Military Bowl champs
2015	(2-1)
Record at MSU:	42-23-2 (six seasons)
Record at VT:	233-116-2 (29th season)
Record (overall):	275-139-4 (35th season)

HOKIE TRENDS	2015	Beamer
August	0-0	5-3
September	2-1	82-30-1
October	0-0	67-34-1
November	0-0	65-33
December/January	0-0	14-16
VT's Conference (Big East/ACC) Record		
At home	0-0	63-21
On the road	0-0	58-28
Neutral	0-0	1-0
VT's Non-Conference Record		
At home	1-1	71-19-1
On the road	1-0	26-28-1
Neutral	0-0	13-20
VT vs. Ranked Opponents (AP)		
At home	0-1	20-16-1
On the road	0-0	17-21
Neutral	0-0	8-14
VT's Record in Games ...		
Decided by 4-7 pts.	0-0	27-27
Decided by 3 or less pts.	0-0	21-27-2
Home during the day	1-0	108-29-1
Away during the day	1-0	56-38
Home at night	0-1	27-11
Away at night	0-0	28-18-1
VT's Record When Scoring ...		
Less than 20 points	0-0	29-61-2
20-24 points	0-1	30-34
25+ points	2-0	174-21
VT's Record When Allowing ...		
Less than 14 points	1-0	127-6-1
14-24 points	1-0	89-30-1
25+ points	0-1	17-80
VT's Record When ...		
Leading after the 1st qtr	2-0	147-37
Trailing after the 1st qtr	0-1	40-53-2
Leading at halftime	2-1	185-31
Trailing at halftime	0-0	35-76
Leading after the 3rd qtr	2-0	207-22-1
Trailing after the 3rd qtr	0-1	16-89
Tied heading into the 4th qtr	0-0	10-5-1
Playing an OT game	0-0	6-4
Scoring first	2-0	160-41-1
Opponent scores first	0-1	73-75-1
Outrushing opponent	2-0	203-42-2
Being outrushed	0-1	29-74
Rushing total is even	0-0	1-0
Blocking a kick	1-0	77-35
Scoring a def/ST TD	2-0	88-25
VT's Record With ...		
Less than 300 yards total offense	0-0	36-53-1
300-399 yards total offense	0-1	93-39-1
400-499 yards total offense	1-0	79-18
500-599 yards total offense	1-0	19-6
600+ yards total offense	0-0	6-0
Less than 100 yards rushing	0-0	17-47
100-199 yards rushing	0-1	86-51-2
200-249 yards rushing	1-0	64-11
250+ yards rushing	1-0	67-7
Less than 100 yards passing	0-0	30-16
100-199 yards passing	0-1	109-60-1
200-299 yards passing	2-0	80-31-1
300-399 yards passing	0-0	13-8
400+ yards passing	0-0	0-1
VT's Record Allowing ...		
Less than 200 yards total offense	0-0	46-3
200-299 yards total offense	2-0	98-19-1
300-399 yards total offense	0-0	68-47-1
400-499 yards total offense	0-0	18-30
500-599 yards total offense	0-1	2-14
600+ yards total offense	0-0	1-3
Less than 100 yards rushing	0-0	127-27
100-199 yards rushing	2-0	89-50-2
200-249 yards rushing	0-0	12-16
250+ yards rushing	0-1	5-23
Less than 100 yards passing	0-0	33-12
100-199 yards passing	2-0	115-42-1
200-299 yards passing	0-1	62-37-1
300-399 yards passing	0-0	20-20
400+ yards passing	0-0	3-5

BROADCAST INFORMATION

Television: ABC/ESPN2

play-by-play: Mark Neely
analyst: Mike Bellotti
sidelines: Dawn Davenport

Sirius: Channel 108

XM: Channel 193

Local Radio: Virginia Tech IMG Sports Network

play-by-play: Jon Laaser (1st season)
analyst: Mike Burnop (33rd season)
sidelines: Andrew Allegretta (4th season)

In Stadium Broadcast: 107.9 FM

Digital: Hokies Xtra & TuneIn (VTfeed; free on downloaded apps)

THE COACHES



Frank Beamer.....	Coch	Ruffin McNeill
Virginia Tech.....	School	East Carolina
Virginia Tech (1969)	Alma Mater	East Carolina (1980)
233-116-2 (29th season)	Record at School	38-29 (sixth season)
275-139-4 (35th season)	Overall Record	39-29 (sixth season)
13-7 (13-6 at Tech).....	Record vs. the opponent	1-3
3-1.....	Beamer vs. Hazell	1-3

BEAMER NOTABLES

275-139-4	Overall Record
233-116-2	Overall Record at Virginia Tech
135-40-1	Record in Lane Stadium
65-23	Record in ACC Regular Season Games
45-51-1	Record vs. Top 25 Teams
46-11	Record vs. ACC Coastal Division
22-14	Record vs. ACC Atlantic Division
32-12	Record in ACC Home Games
33-11	Record in ACC Road Games
23-6	Record in ACC Coastal Home Games
9-6	Record in ACC Atlantic Home Games
23-5	Record in ACC Coastal Road Games
10-6	Record in ACC Atlantic Road Games
3-2	Record vs. ACC Atlantic Neutral Sites (ACC Champ)
22	Bowl Appearances
8	BCS/BCA Appearances
3	Big East Titles
5	ACC Champ. Game Appearances
4	ACC Titles

TEAM RESULTS FOR
BEAMER QUARTERBACKS

(starters; by victories)

Name	Years	Record	Pct.
Taylor, Tyrod	2007-10	34-8	.810
Randall, Bryan	2002-04	26-12	.684
Thomas, Logan	2011-13	26-14	.650
Vick, Michael	1999-00	21-1	.955
Druckenmiller, Jim	1995-96	20-4	.833
DeShazo, Maurice	1992-94	19-14-1	.586
Glennon, Sean	2006-08	18-8	.692
Furrer, Will	1988-91	16-18-1	.486
Clark, Al	1997-98	12-7	.632
Vick, Marcus	2005	11-2	.846
Noel, Grant	2001-02	10-4	.714
Brewer, Michael	2014-	7-7	.500
Sorensen, Nick	1997-98	3-1	.750
Young, Cam	1989	3-3	.500
Motley, Brenden	2015-	2-0	1.000
Meyer, Dave	1998-00	2-1	.667
Chapman, Erik	1987	2-9	.182
Wooten, Rodd	1989, 91	1-2	.333
Koel, Treg	1992	0-1	.000
Totals	1987-	233-116-2	.667

#22STRAIGHT

The Hokies own 22 straight bowl berths, the longest active streak recognized by the NCAA.

No.	Team	Head Coach(es)
22	Virginia Tech	Frank Beamer
18	Georgia	Jim Donnan, Mark Richt
18	Georgia Tech	O'Leary, Gailey, Johnson
16	Oklahoma	Bob Stoops
15	LSU	Nick Saban, Les Miles

10-WIN SEASONS

Dating back to 1995, no two Power Five programs own more 10-win seasons than Virginia Tech and Ohio State.

No.	Team	Head Coach(es)
15	Ohio State	Cooper, Tressel, Meyer
13	Virginia Tech	Frank Beamer
12	Oklahoma	Bob Stoops

WHERE BEAMER RANKS
AMONG NCAA FBS COACHES

Active Overall Wins

275	Frank Beamer (Virginia Tech)
227	Steve Spurrier (South Carolina)
219	Brian Kelly (Notre Dame)
211	Dennis Franchione (Texas State)
190	Bill Snyder (Kansas State)
189	Gary Pinkel (Missouri)
179	Nick Saban (Alabama)

Active Bowl Appearances (Consecutive)

22 (22)	Frank Beamer (Virginia Tech)
21 (7)	Steve Spurrier (South Carolina)
16 (16)	Bob Stoops (Oklahoma)
16 (13)	Nick Saban (Alabama)
16 (5)	Bill Snyder (Kansas State)

All-Time Coaching Wins at One School

409	Joe Paterno, Penn St. (1966-2011)
304	Bobby Bowden, Florida St. (1976-2009)
257	LaVell Edwards, BYU (1972-2000)
255	Tom Osborne, Nebraska (1973-97)
244	Amos Alonzo Stagg, Chicago (1892-1932)
233	Frank Beamer, Virginia Tech (1987-)
233	Chris Ault, Nevada (1976-92, 94-95, 04-12)
232	Bear Bryant, Alabama (1958-82)
205	Woody Hayes, Ohio St. (1951-78)
201	Vince Dooley, Georgia (1964-88)

Last Time vs. East Carolina



EAST CAROLINA

28



No. 17

VIRGINIA TECH

21

Lane Stadium • Blacksburg, Va. • September 13, 2014 • Attendance: 63,267

BLACKSBURG – East Carolina University quarterback Shane Carden slipped into the endzone from a yardout with 16 seconds on the clock to give the visiting Pirates a 28-21 victory over No. 17 ranked Virginia Tech at Lane Stadium/Worsham Field.

Carden tossed three TD passes in the first quarter to stake ECU to a lead it held until late in the final quarter. The homestanding Hokies, meanwhile, struggled to get in gear both offensively and defensively, finally getting on the board with a 73-yard touchdown drive at the end of the first half.

Tech managed to tie the game at 21-all with a pair of TD passes late in the fourth quarter only to see its ensuing kickoff sail out of bounds. That, plus a pair of substitution penalties, aided the Pirates' three-play, 65-yard drive for the winning score.

Hokie quarterback Michael Brewer completed 30 of 56 passing attempts for 298 yards and three touchdowns. It was the most passing attempts ever for a Tech quarterback, surpassing the old mark of 53 shared by Don Strock (1972 vs. Houston) and Sean Glennon (2006 vs. Georgia Tech).

East Carolina finished the game with 502 total yards of offense, with Carden accounting for 427 yards through the air, the third highest total for an opposing player against the Hokies. His 440 yards of total offense was also the third-highest total against Tech.

GAME NOTES

- True freshman receivers Isaiah Ford and Cam Phillip accounted for seven receptions apiece against East Carolina. They also accounted for all three of Tech's touchdowns, with Ford scoring twice and Phillips once.
- ECU receiver Cam Worthy caught six passes for 224 yards in the game. His receiving yards were the third-most all-time against the Hokies.
- Redshirt sophomore Nigel Williams made his first collegiate start for Tech in the place of injured Corey Marshall at defensive tackle.
- The only other time Tech gave up 21 points in the first quarter under Coach Frank Beamer came in 2006 to Georgia Tech, a 38-27 home loss. The Hokies had never previously trailed 21-0 after the first quarter under Beamer.
- The last opposing quarterback to throw three TD passes against the Hokies was Florida State's E.J. Manuel in 2012.

FINAL STATISTICS

	1	2	3	4	F
EAST CAROLINA	21	0	0	7	- 28
VIRGINIA TECH	0	7	0	14	- 21

SCORING

ECU (12:17 re 1st) - Williams, B.4 pass from Carden (Harvey kick)
 ECU (10:32 re 1st) - Brown 15 pass from Carden (Harvey kick)
 ECU (2:44 re 1st) - Jones2 pass from Carden (Harvey kick)
 VT (0:47 re 2nd) - Ford21 pass from Brewer (Slye kick)
 VT (6:31 re 4th) - Ford15 pass from Brewer (Slye kick)
 VT (1:20 re 4th) - Phillips18 pass from Brewer (Slye kick)
 ECU (0:16 re 4th) - Carden 1 run (Harvey kick)

TEAM STATS

	ECU	VT
First downs	20	26
Rushing yds.	25-75	33-91
Passing yds.	427	298
Return yds.	9	40
Passes	23-47-0	30-56-2
Punts-avg.	8-47.1	8-40.8
Fumbles-lost	1-1	0-0
Penalties-yds.	13-114	8-64
Time of poss.	23:20	36:40
Sacks by	3-24	4-30

INDIVIDUAL STATS

Rushing: ECU, Allen 8-54, Carden 12-13, Hunter 2-5, Scott3-3; VT, Williams 17-74, McKenzie 7-18, Newsome 2-14, Ford 1-5, Brewer 6-(-20).
Passing: ECU, Carden 23-47-0-427; VT, Brewer 30-56-2-298.
Receiving: ECU, Worthy 6-224, Williams 4-77, Hardy 4-47, Brown 3-45, Jones 3-11, Williams 2-26, Allen 1-(-3); VT, Phillips 7-89, Ford 7-77, Byrn 6-30, Newsome 3-13, Hodges 2-53, Stanford 2-14, Rogers 1-16, Malleck 1-6, Williams 1-0.

TECH VERSUS EAST CAROLINA

All-time: 13-6

At Home: 6-3; On Road: 6-2; Neutral: 1-1

Date	Rank	Location	Score	TV
Sept. 15, 1956	NR/NR	Bluefield, W.Va.	W, 37-3	
Oct. 17, 1987	NR/NR	Blacksburg, Va.	L, 23-32	
Sept. 10, 1988	NR/NR	Blacksburg, Va.	W, 27-16	
Oct. 21, 1989	NR/NR	Greenville, N.C.	L, 10-14	
Sept. 15, 1990	NR/NR	Greenville, N.C.	W, 24-23	
Nov. 16, 1991	NR/14	Blacksburg, Va.	L, 17-24	
Sept. 12, 1992	NR/NR	Greenville, N.C.	L, 27-30	Pirate Network
Oct. 30, 1993	NR/NR	Blacksburg, Va.	W, 31-12	
Oct. 15, 1994	19/NR	Greenville, N.C.	W, 27-20	
Nov. 9, 1996	25/NR	Blacksburg, Va.	W, 35-14	ESPN2
Sept. 5, 1998	NR/NR	Blacksburg, Va.	W, 38-3	Home Team Sports
Sept. 7, 2000	10/NR	Greenville, N.C.	W, 45-28	ESPN
Sept. 1, 2007	9/NR	Blacksburg, Va.	W, 17-7	ESPN
Aug. 30, 2008	17/NR	Charlotte, N.C.*	L, 22-27	ESPN
Nov. 5, 2009	22/NR	Greenville, N.C.	W, 16-3	ESPN
Sept. 18, 2010	NR/NR	Blacksburg, Va.	W, 49-27	ESPN3.com
Sept. 10, 2011	11/NR	Greenville, N.C.	W, 17-10	Fox Sports Net
Sept. 14, 2013	NR/NR	Greenville, N.C.	W, 15-10	FOX Sports 1
Sept. 13, 2014	17/NR	Blacksburg, Va.	L, 21-28	ESPN

*Bank of America Stadium

TODAY IN TECH FOOTBALL HISTORY

Games Played on Sept. 26: 16

Overall Record: 9-6-1

Conference Record: 4-2

Last 10 results

Home: 6-3-1

Away: 3-2

Neutral: 0-1

Date	Rank	Opponent	Location	Score
Thursday, 2013	NR/NR	at Georgia Tech*	Atlanta	W, 17-7
Saturday, 2009	11/9	Miami*	Blacksburg, Va.	W, 31-7
Saturday, 1998	21/NR	Pittsburgh*	Blacksburg, Va.	W, 27-7
Saturday, 1992	NR/NR	West Virginia*	Blacksburg, Va.	L, 7-16
Saturday, 1987	NR/NR	Syracuse	Blacksburg, Va.	L, 21-35
Saturday, 1981	NR/NR	Wake Forest	Blacksburg, Va.	W, 30-14
Saturday, 1970	NR/NR	Memphis	Blacksburg, Va.	L, 20-21
Saturday, 1964	NR/NR	vs. Wake Forest	Roanoke, Va.	L, 21-38
Saturday, 1959	NR/NR	at Wake Forest	Winston-Salem, N.C.	L, 18-27
Saturday, 1953	NR/NR	at Virginia	Charlottesville, Va.	W, 20-6

	Tech	Opponent
Total points scored	313	207
Average	20	13
Most Points Scored	35 (1914)	38 (1964)
Fewest Points Scored	0 (1936)	0 (1931)
Shutouts By	4 (1931)	2 (1936)
Largest Margin of Victory	35 (1914)	20 (1936)
Smallest Margin of Victory	1 (1942)	1 (1970)

2015 ACC STANDINGS/SCHEDULE

COASTAL DIVISION

This Week in the ACC

Team	Conf.	Overall
Miami	0-0	3-0
Duke	0-0	2-1
Georgia Tech	0-0	2-1
Pittsburgh	0-0	2-1
North Carolina	0-0	2-1
Virginia Tech	0-0	2-1
Virginia	0-0	1-2

Friday, September 25

Boise State (2-1) at Virginia (1-2) 8:00

Saturday, September 19

Georgia Tech (2-1) at Duke (2-1) 12:00

LSU (2-0) at Syracuse (3-0) 12:00

Delaware (1-2) at North Carolina (2-1) 12:30

Indiana (3-0) at Wake Forest (2-1) 12:30

NIU (2-1) at Boston College (2-1) 1:00

Virginia Tech (2-1) at ECU (1-2) 3:30

Samford (2-1) at Louisville (0-3) 6:00

NC State (3-0) at S. Alabama (2-1) 8:00

ATLANTIC DIVISION

Team	Conf.	Overall
Clemson	1-0	3-0
Florida State	1-0	3-0
Syracuse	1-0	3-0
NC State	0-0	3-0
Boston College	0-1	2-1
Wake Forest	0-1	2-1
Louisville	0-1	0-3

Keeping Up With The Non-Conference Foes

#1 Ohio State (3-0): Sept. 19 - def. NIU, 20-13; Sept. 26 vs. Western Michigan (1-2).

Furman (1-2): Sept. 12 - def. UCF, 16-15; Sept. 26 vs. VMI (1-2).

Purdue (1-2): Sept. 19 - lost vs. Virginia Tech, 24-51; Sept. 26 vs. Bowling Green (1-2).

East Carolina (1-2): Sept. 19 - lost at Navy, 21-45; Sept. 26 vs. Virginia Tech (2-1).

EDMUNDS BROTHERS RARE FEAT

Just after Virginia Tech's first touchdown against Ohio State on Sept. 7, the Edmunds brothers - Terrell, Tremaine and Trey - became just the third trio of brothers to take the field together at the same time in the same game for a major college football program dating back to 1970. The first to accomplish this rarest of feats was the Selmon brothers at Oklahoma when Lee Roy, Lucious and Dewey all played for the Sooners' defense during the 1972 and 1973 seasons. They were followed in 2010 and 2011 by the McCray brothers - Cliff, Jordan and Justin - who all played on the offensive line together at UCF. During the 2015 season, the Edmunds are regularly appearing together on the special teams kickoff coverage team.



The Selmons - 1972

School: Oklahoma

Brothers: Lee Roy, Lucious and Dewey
Hometown: Eufula, Oklahoma



The McCrays - 2010

School: Central Florida

Brothers: Jordan, Cliff and Justin
Hometown: Miami, Florida



The Edmunds - 2015

School: Virginia Tech

Brothers: Terrell, Tremaine and Trey Edmunds
Hometown: Danville, Virginia

HOKIE QUICK HITS

For the second straight week, the Hokies went over 200 yards rushing and 200 yards passing with 238 rushing and 233 passing last Saturday at Purdue. Under Beamer, Tech is 40-5 in such games.

Tech's defense has not allowed a touchdown in the second quarter of a game this year. Purdue's second-quarter TD last Saturday was scored on a fumble return. The 34-yard field goal by the Boilermakers was the first points scored against the Tech defense in the second quarter this season.

Isaiah Ford has 975 receiving yards in his career, just 25 yards shy of becoming the 26th player at Tech to reach the milestone. He has two 100-yard receiving games in his career and with one more he'd become just the ninth Hokie to have three 100-yard receiving games in a Tech career.

Terrell Edmunds blocked a third-quarter punt last Saturday to mark the 23rd straight season the Hokies have recorded a blocked punt.

Anthony Shegog then scooped up the blocked punt and returned it for a touchdown, marking the first time since Oct. 6, 2007 at Clemson that Tech scored a defensive touchdown and a special teams touchdown in the same game.

NUMBERS FROM SATURDAY

91/92 - Chuck Clark became the 91st player under Coach Frank Beamer to score a defensive or special teams touchdown, while Anthony Shegog became the 92nd player.

56 - Rushing attempts for Tech last Saturday. Tech has won its last 45 games when running the ball at least 50 times in a game, dating back to the 2000 season.

51 - Points scored by the Hokies at Purdue, marking the first time since Sept. 3, 2011 (66 vs. Appalachian State) Tech scored at least 50 points in a game. It had been more than a decade since Tech scored at least 50 points on the road - at Virginia (11/19/05) in a 52-14 win.

38:11 - Time of possession for the Hokies at Purdue last Saturday, the ninth most for the team under Coach Beamer.

QUARTERBACKS - FIRST TWO STARTS UNDER BEAMER

Brenden Motley continued a streak for Hokie signal callers as he has come out of the gates and won his first two starts under center. The last 12 starting quarterbacks in the Beamer era won their first two career starts, with eight of them getting a W in their third game. Below is the last 12 starting quarterbacks under Beamer and the consecutive wins they started with in their careers. The statistics include ONLY their first two games as a starter.

Quarterback	Season(s)	Wins	Comp-Att	Yards	TDs	Long	Ints	----- Passing -----			----- Rushing -----		
								Atts.	Yards	TDs	Atts.	Yards	TDs
Brenden Motley, r-Jr.	2015	2	31-48	453	4	61	0	19	62	1			
Michael Brewer, r-Jr.	2014	2	46-66	450	4	38	3	13	37	0			
Logan Thomas, r-So.	2011	4	17-39	240	2	55	1	15	83	0			
Tyrod Taylor, Fr.	2007-08	9	24-44	359	1	59	0	15	60	1			
Sean Glennon, r-So.	2006	4	25-35	288	3	55	1	5	-6	0			
Marcus Vick, r-Jr.	2005	8	22-40	280	4	37	1	17	45	0			
Bryan Randall, So.	2002	6	15-23	220	0	52	0	24	40	0			
Grant Noel, r-Jr.	2001	6	29-45	411	4	47	0	10	17	1			
Michael Vick, r-Fr.	1999	10	11-23	198	0	60	3	16	95	3			
Dave Meyer, r-Fr.	1998-99	2	19-30	242	1	41	4	13	-11	0			
Nick Sorensen, r-Fr.	1997-98	2	13-25	156	1	22	4	24	50	0			
Al Clark, r-Jr.	1997	4	12-21	252	3	80	1	12	150	1			

Of note, Motley joins Brewer, Noel, Jim Druckenmiller (stats below) as the only four quarterbacks in the Beamer era to throw for at least 400 yards in their first two starts. Motley is the FIRST quarterback under Beamer to register at least 200 yards passing in his first two starts and the FIRST quarterback to surpass 500 total yards of offense in his first two starts.

Jim Druckenmiller, Jr.	1995	-	33-74	431	1	80	3	16	20	0
------------------------	------	---	-------	-----	---	----	---	----	----	---

HOKIES IN SHORT WEEKS

The Virginia Tech football team 13 times has played a pair of games with less than a full week between contests. Next week's game versus Pittsburgh will start the 14th time as the Hokies will then play NC State with just six games in between.

First Game	Opponent	Result	Second game	Second Opponent	Result	Days
Sept. 17, 1994	at Boston College	W, 12-7	Sept. 22	West Virginia	W, 34-6	5
Nov. 23, 1996	#23 West Virginia	W, 31-14	Nov. 29	#20 Virginia	W, 26-9	6
Nov. 20, 1999	at Temple	W, 62-7	Nov. 26	#22 Boston College	W, 38-14	6
Sept. 2, 2000	Akron	W, 52-23	Sept. 7	at East Carolina	W, 45-28	5
Oct. 7, 2000	Temple	W, 35-13	Oct. 12	West Virginia	W, 48-20	5
Aug. 31, 2003	Central Florida	W, 49-28	Sept. 6	James Madison	W, 43-0	6
Sept. 4, 2005	at NC State	W, 20-16	Sept. 10	at Duke	W, 45-0	6
Oct. 21, 2006	Southern Miss	W, 36-6	Oct. 26	#10 Clemson	W, 24-7	5
Sept. 6, 2010	#3 Boise State	L, 30-33	Sept. 11	James Madison	L, 16-21	5
Sept. 3, 2012	Georgia Tech	W, 20-17 (OT)	Sept. 8	Austin Peay	W, 42-7	5
Sept. 26, 2013	Marshall	W, 29-21 (3OT)	Sept. 26	at Georgia Tech	W, 17-10	5
Nov. 22, 2014	at Wake Forest	L, 3-6 (OT)	Nov. 28	Virginia	W, 24-20	6
Sept. 7, 2015	#1 Ohio State	L, 24-42	Sept. 12	Furman	W, 42-3	5
Oct. 3, 2015	Pittsburgh		Oct. 9	NC State		6
Overall Record:		10-3			12-1	

2015 STARTERS GAME BY GAME

OFFENSE	FL	LT	LG	C	RG	RT	TE	QB	FB	TB	SE
Ohio State	Phillips	McLaughlin	Teller	Gallo	Conte	Hansen	Malleck	Brewer	Hodges (TE)	Coleman	Ford
Furman	Phillips	McLaughlin	Teller	Gallo	Conte	Hansen	Malleck	Motley	Hodges (TE)	Coleman	Ford
Purdue	Hodges (TE)	McLaughlin	Teller	Gallo	Conte	Hansen	Malleck	Motley	Rogers	McMillian	Ford
East Carolina											
Pittsburgh											
NC State											
Miami											
Duke											
Boston College											
N. Carolina											
Virginia											
DEFENSE	DE	DT	DT	DE	ILB	LOLB	WHIP	CB	ROV	FS	CB
Ohio State	Nicolas	Maddy	Stroman (N)	Ekanem	Motuapuaka	Clarke	Vandyke	Fuller	Frye	Clark	Facyson
Furman	Nicolas	Maddy	Marshall	Ekanem	Motuapuaka	Clarke	Vandyke	Fuller	Frye	Clark	Facyson
Purdue	Nicolas	Maddy	Baron	Ekanem	Huelskamp	Clarke	Stroman (N)	Fuller	Alexander	Clark	Facyson
East Carolina											
Pittsburgh											
NC State											
Miami											
Duke											
Boston College											
N. Carolina											
Virginia											

2015 PRESEASON HONORS LIST

CB Chuck Clark

All-ACC Third Team, Phil Steele

All-ACC Fourth Team, Athlon Sports

LB Deon Clarke

All-ACC Second Team, Athlon Sports

All-ACC Third Team, Phil Steele

RB J.C. Coleman

All-ACC Fourth Team, Athlon Sports

DE Ken Ekanem

Lombardi Award Watch List

All-ACC First Team, Athlon Sports

All-ACC First Team, Phil Steele

CB Brandon Facyson

All-ACC Second Team, Athlon Sports

All-ACC Second Team, Phil Steele

CB Kendall Fuller

Thorpe Award Watch List

Walter Camp Award Watch List

Bednarik Award Watch List

Preseason First-Team All-American, ESPN.com

Preseason Second-Team All-American, SI.com

First-Team Preseason All-American, Athlon Sports

First-Team Preseason All-American, Phil Steele

All-ACC Preseason Team, Media

All-ACC Preseason Team, ESPN.com

All-ACC First Team, Athlon Sports

All-ACC First Team, Phil Steele

WR Isaiah Ford

All-ACC Third Team, Athlon Sports

All-ACC Third Team, Phil Steele

TE Bucky Hodges

Mackey Award Watch List

Third-Team Preseason All-American, Phil Steele

Fourth-Team Preseason All-American, Athlon Sports

All-ACC Preseason Team, Media

All-ACC Preseason Team, ESPN.com

All-ACC First Team, Athlon Sports

All-ACC First Team, Phil Steele

DT Luther Maddy

Lombardi Award Watch List

Danny Wuerffel Award

All-ACC Preseason Team, Media

All-ACC Preseason Team, ESPN.com

All-ACC First Team, Athlon Sports

TE Ryan Malleck

Mackey Award Watch List

DT Corey Marshall

All-ACC Second Team, Athlon Sports

All-ACC Second Team, Phil Steele

OL Jonathan McLaughlin

All-ACC Second Team, Athlon Sports

All-ACC Fourth Team, Phil Steele

DE Dadi Nicolas

Lombardi Award Watch List

Bednarik Award Watch List

Fourth-Team Preseason All-American, Athlon Sports

Fourth-Team Preseason All-American, Phil Steele

All-ACC Preseason Team, Media

All-ACC Preseason Team, ESPN.com

All-ACC First Team, Athlon Sports

All-ACC First Team, Phil Steele

CB Greg Stroman

All-ACC Third Team Specialist, Athlon Sports

OL Wyatt Teller

All-ACC First Team, Athlon Sports

CAREER AND ACTIVE STARTS CHART

Offense	Current		
	2015	Streak	Career
Brewer, M.	1	-	14
Caleb, J.	-	-	1
Cline, K.	-	-	7
Coleman, J.C.	2	-	11
Conte, A.	3	4	13
Edmunds, T.	-	-	10
Ford, I.	3	11	14
Gallo, E.	3	3	3
Hansen, W.	3	3	6
Hodges, B.	3	5	14
Knowles, D.	-	-	10
Malleck, R.	3	12	22
McLaughlin, J.	3	3	25
McMillian, T.	1	1	1
Meyer, C.	-	-	3
Motley, B.	2	2	2
Phillips, C.	2	-	11
Rogers, S.	1	1	8
Teller, W.	3	9	9
Williams, M.	-	-	8

Defense	Current		
	2015	Streak	Career
Alexander, A.	1	1	1
Baron, W.	1	1	3
Clark, C.	3	15	17
Clarke, D.	3	16	16
Ekanem, K.	3	16	16
Facyson, B.	3	3	15
Frye, D.	2	-	2
Fuller, K.	3	19	28
Greene, D.	-	-	1
Huelskamp, S.	1	1	1
Maddy, L.	3	3	36
Marshall, C.	1	-	15
Motuapuaka, A.	2	-	6
Nicolas, D.	3	16	17
Riley, D.	-	-	7
Stroman, G.	2	3	3
Vandyke, R.	2	-	4
Williams, N.	-	-	11

Specialists	Current		
	2015	Streak	Career
D'Antuono, E. (LS)	3	29	29
Hughes, A.J. (P)	3	42	42
Slye, J. (PK/KO)	3	16	16

STARTED EVERY GAME IN 2015

Offense (8): McLaughlin, Teller, Gallo, Conte, Hansen, Malleck, Hodges, Ford.

Defense (7): Nicolas, Maddy, Ekanem, Clarke, Fuller, Clark, Facyson.

Specialists (3): D'Antuono, Hughes, Slye.

LONGEST ACTIVE STREAKS

A.J. Hughes	42
Eddie D'Antuono	29
Kendall Fuller	19
Deon Clarke	16
Ken Ekanem	16
Dadi Nicolas	16
Joey Slye	16

CAREER GAMES PLAYED/STARTS

Name	Yr.	GP	GS	OFF	DEF	ST	Total
Alexander, A.	Fr.	3	1	0	81	19	100
Alleyne, J.	Fr.	2	0	0	4	6	6
Asante, K.	r-Sr.	20	1	33	0	9	42
Banks, E.	r-So.	1	0	0	0	1	1
Baron, W.	Jr.	28	3	0	80	0	43
Brainard, M.	r-Sr.	2	0	0	0	24	24
Brewer, M. (13 games at TTU)	r-Sr.	27	14	40	0	0	40
Burns, D.	r-Jr.	5	0	0	0	1	1
Caleb, J.	r-Jr.	26	1	0	0	16	16
Carroll, C.J.	r-Fr.	1	0	8	0	7	15
Chung, K.	r-So.	4	0	21	0	0	21
Clark, C.	Jr.	28	17	0	171	27	198
Clarke, D.	Sr.	28	16	0	169	8	123
Cline, K.	r-So.	17	7	58	0	0	58
Coleman, J.C.	Sr.	39	11	42	0	0	42
Conte, A.	r-Jr.	20	13	191	0	23	214
D'Antuono, E.	r-Jr.	29	29	0	0	38	38
Dooley, S.	r-So.	16	0	0	40	12	52
Durkin, C.	r-Fr.	2	0	6	0	0	6
Eberly, J.	r-Jr.	1	0	0	0	3	3
Edmunds, Te.	r-Fr.	3	0	0	33	59	92
Edmunds, Trem.	Fr.	3	0	1	0	74	75
Edmunds, Trey	r-Jr.	22	10	60	0	18	78
Ekanem, K.	r-Jr.	27	16	0	122	8	77
Facyson, B.	r-So.	18	15	0	166	2	106
Ford, I.	So.	16	14	175	0	0	175
Frye, D.	Sr.	31	2	0	122	9	113
Fuller, K.	Jr.	29	28	0	170	12	120
Gallo, E.	So.	6	3	208	0	0	208
Greene, D.	r-Jr.	25	1	0	29	13	42
Hansen, W. (17 games at RPI)	r-Sr.	33	6	111	0	0	111
Haynes, J.	r-Jr.	10	0	0	1	33	34
Hodges, B.	r-So.	16	14	131	0	1	132
Huelskamp, S.	r-So.	4	1	0	87	1	33
Hughes, A.J.	Sr.	42	42	0	0	42	42
Jones, G.	r-Jr.	12	0	0	0	23	23
Knowles, D.	r-Sr.	39	10	19	0	0	19
Lawson, D.	Fr.	2	0	33	0	0	33
Lydon, C.	Fr.	1	0	0	13	10	23
Maddy, L.	r-Sr.	45	36	0	121	0	77
Malleck, R.	r-Sr.	42	22	174	0	30	204
Marshall, C.	r-Sr.	43	15	0	79	0	69
McKenzie, S.	So.	7	0	27	0	0	27
McKinnon, D.	r-Jr.	21	0	0	29	10	39
McLaughlin, J.	Jr.	25	25	189	0	23	212
McMillian, T.	r-Fr.	3	1	60	0	17	77
Meyer, C.	r-Jr.	27	3	4	0	14	18
Mihota, V.	r-Fr.	3	0	0	52	8	44
Minor, R.	r-Fr.	2	0	0	0	10	10
Mitchell, B.	r-Fr.	1	0	3	0	0	3
Moss, J.	r-So.	3	0	0	0	16	16
Motley, B.	r-Jr.	7	2	150	0	0	150
Motuapuaka, A.	r-So.	14	6	0	98	12	110
Newsome, D.	r-So.	14	0	7	0	4	11
Nicolas, D.	r-Sr.	39	17	0	141	8	100
Nijman, Y.	Fr.	3	0	127	0	0	127
Osterloh, P.	r-So.	9	0	37	0	13	60
Peoples, S.	Fr.	3	0	22	0	29	75
Pettit, C.	r-Fr.	1	0	4	0	0	4
Pfaff, B.	r-Fr.	2	0	4	0	5	9
Phillips, C.	So.	16	11	171	0	0	171
Redman, D.	r-Sr.	30	1	29	0	23	52
Reynolds, M.	Fr.	3	0	0	18	20	38
Riley, D.	Sr.	42	7	0	39	21	60
Rogers, S.	Jr.	29	8	112	0	46	158
Santamaria	r-Fr.	2	0	0	0	8	8
Shegog, A.	r-So.	9	0	0	10	59	69
Slye, J.	So.	16	16	0	0	28	28
Smith, A.	r-Jr.	19	0	15	0	5	20
Sobczak, S.	r-Fr.	3	0	0	29	0	16
Stroman, G.	So.	16	3	2	130	24	154
Taylor, C.	r-So.	2	0	0	0	2	2
Teller, W.	r-So.	16	9	200	0	23	223
Vandyke, R.	r-Sr.	29	4	0	139	56	195
Willenbrock, J.	r-Jr.	3	0	31	0	14	45
Williams, C.	r-So.	1	0	0	0	1	1
Williams, N.	r-Jr.	29	10	0	42	31	73
Young, T.	r-Fr.	2	0	0	0	7	7

LONGEST CONTINUOUS TENURED ASSISTANT COACHES (ACTIVE)

Only 31 of the 1,152 full-time assistants in FBS have been at their current schools since 2005. Below is the top 10

1.	1983	Gary Campbell - Oregon RBs coach
2.	1987	*Bud Foster - Virginia Tech DC
3.	1990	Bryan Stinespring - Virginia Tech TEs coach
4.	1993	Jerry Brown - Northwestern DBs coach
	1993	Don Pellum - Oregon DC
6.	1994	Odel Haggins - Florida State DTs coach
	1994	Mo Latimore - Kansas State DLs coach
8.	1996	Charley Wiles - Virginia Tech DL coach
	1996	Andy Hill - Missouri QBs coach
	1996	Dale Pehrson - Navy DL coach

* - Tech's Bud Foster, who became the Hokies' defensive coordinator in 1995, is also the nation's longest-tenured DC by 10 seasons. Ohio State's Luke Fickell is the second-longest tenured, taking over the Buckeyes' DC duties in 2005.

info courtesy of CoachingSearch.com - Chris Vannini

GAME DAY COACHING ASSIGNMENTS

ON THE FIELD

Frank Beamer.....	head coach
Shane Beamer.....	assoc. head coach/RBs
Bud Foster.....	defensive coordinator/ILBs
Stacy Searels.....	offensive line
Zohn Burden.....	wide receivers
Charley Wiles.....	defensive line

IN THE BOOTH

Cornell Brown.....	outside linebackers
Torrian Gray.....	defensive secondary
Scot Loeffler.....	offensive coordinator/QBs
Bryan Stinespring.....	recruiting coordinator/TEs

RUSHING = WINS

- Under **Frank Beamer** (351 games), the Hokies are 203-42-2 when outrushing their opponents, 29-74 when being outrushed and 1-0 when the rushing total is even.
- In Tech's current 22-year bowl run (since 1993), Tech is 182-26 when outrushing its opponents, 26-50 when being outrushed and 1-0 when the rushing total is even.
- In its current 22-year bowl run (since 1993), Tech is 117-8 when rushing for 200 yards or more.
- Since the start of the 2000 season, the Hokies are 45-0 when rushing 50 times or more in a game (last loss: 1999 national championship game to FSU; rushed 52 times).
- Since the start of the 1999 season, Tech is 137-20 when outrushing its opponent and 19-37 when being outrushed.

ALL SCORERS RETURNED

- Every single Hokie who scored a point last season for the Virginia Tech Hokies - a total of 313 points - returned in 2015. The list includes 14 players - four of whom were on the defensive side of the ball.
- The Hokies' top scorer is kicker **Joey Slye**, who connected on 20-of-28 fields goals and converted 33-of-34 on extra points for 93 points.
- **Bucky Hodges** led the team in touchdowns, catching seven touchdown passes in 2014 - a Tech single-season record for tight ends, while also adding a TD on a blocked punt in the end zone against Virginia. He also caught a two-point conversion attempt to give him 50 points for the year.
- **Ryan Malleck** contributed a pair of TD grabs to give the tight end position a total of nine TD catches for the season.
- Third on the list overall was **Isaiah Ford**, who as a freshman, hauled in six touchdown passes, while classmate **Cam Phillips** snagged three.
- On the ground, **Marshawn Williams** led the way with four touchdown runs, while **Shai McKenzie** (3) and **J.C. Coleman** (2).
- Quarterback **Michael Brewer** had two rushing touchdowns and fullback **Sam Rogers** added one.
- **Donovan Riley** and **Kendall Fuller** each reached the end zone after an interception, while **Andrew Motuapuaka** (on kickoff coverage) and **Greg Stroman** each hit paydirt on a fumble return.

#LUNCHPAILD

During Bud Foster's 261-game tenure as defensive/co-defensive coordinator, Tech has ...

- had 50 different defensive players score touchdowns.
- scored 76 touchdowns (52 on pass interceptions, 23 on fumble returns and one on a fumble recovery).
- held opponents to an average of 111.2 yards rushing and 17.1 points per game.
- been nationally ranked in the top five of a major defensive category 37 times. Tech finished No. 1 in total defense in 2005 and 2006, second in 2001 and third in 1999.
- pitched 28 shutouts.
- had at least one defensive player earn All-America honors from some publication in 17 of 19 seasons. Four players gained A-A recognition in 1999 and three were honored in 2001.
- produced six first-team All-Americans and 12 others who have earned second- or third-team All-America honors from one of the recognized groups.
- had 37 players drafted by NFL teams.
- produced its first Lombardi Award winner and its first Nagurski Trophy winner in Corey Moore.
- produced two BIG EAST defensive players of the year - Corey Moore (1998, 1999), and Cornell Brown (1995).
- featured 10 players who have recorded nine or more interceptions in their career.

THE STORIED LUNCH PAIL

- Taken with the Hokies wherever they go is the storied lunch pail. The Pail served as the inspiration for Tech's record-setting 1995 defense, symbolizing Tech's blue collar approach to defensive football. Every year since, a member of the defense has been responsible for toting a new Pail.
- Coach Rod Sharpless, then the co-defensive coordinator along with Bud Foster, brought a lunch pail back from New Jersey and they decided that it would become the symbol of the 1995 defense. Sharpless' mother-in-law found the now famous original lunch pail in Mercerville, N.J., where it had belonged to a coal miner.
- The players put the unit goals, weekly goals, the keys to success for the week and a signed mission statement before the season in the Pail ... plus the turf from road wins.

2015 OFFENSIVE LINE PLAY BREAKDOWN

(S-STARTED; P-PLAYED; DNP-DRESSED, BUT DID NOT PLAY ON OFFENSE; DND- DID NOT DRESS)

	2015	CAREER	OSU	FUR.	PUR.	ECU	PITT	NC ST.	MIAMI	DUKE	BC	GT	UNC	UVA
61 Chung, K.	21	21	P/1	P/12	P/8									
76 Clark, A.	-	-	DND	DND	DND									
72 Conte, A.	191	898	S/68	S/48	S/75									
64 Gallo, E.	208	222	S/70	S/63	S/75									
77 Hansen, W.	111	400	S/22	S/30	S/59									
71 McLaughlin, J.	189	1,644	S/70	S/47	S/72									
66 Mitchell, B.	3	3	DND	P/3	DND									
69 Nijman, Y.	127	127	P/51	P/51	P/25									
67 Osterloh, P.	37	51	P/3	P/23	P/11									
58 Pettit, C.	4	4	DND	P/4	DND									
74 Pfaff, B.	6	11	DNP	P/4	P/2									
62 Plantin	-	-	DND	DND	DND									
52 Redman, D.	29	246	DNP	P/18	P/11									
75 Smith, A.	21	61	DNP	P/15	P/6									
79 Smith, T.	-	-	DND	DND	DND									
57 Teller, W.	200	698	S/71	S/57	S/72									

VIRGINIA TECH'S 259-GAME SCORING STREAK

Virginia Tech's current scoring streak started in 1995 and now stands as the 12th-longest streak in Division I-A college history, and the sixth-longest active streak in the FBS. During the run, Tech scored on its first offensive possession 83 times, plus another five occasions* where it scored on returns on its first touch of the game. The Hokies have scored in the first quarter 187 times during the streak, and have extended it by halftime in 246 of the 259 games. Here's the year-by-year breakdown (* - blocked punt recovery in the end zone against Akron in 1995; an interception return at Clemson in 2007; an interception return against Boston College in 2008; a blocked punt return against Marshall in 2013; and a fumble return on the opening kickoff of the 2014 Western Michigan game):

School	Streak	Dates	Ended By
Michigan	365	10/27/1984 - 9/6/2014	Notre Dame
Brigham Young	361	9/27/1975 - 11/15/2003	Utah
Florida	337	11/05/1988 - present
TCU	283	11/23/1991 - present
Texas	281	11/29/1980 - 10/02/2004	Oklahoma
Washington State	280	10/22/1984 - 10/18/2008	USC
Air Force	274	12/31/1992 - present
Washington	272	11/14/1981 - 10/16/2004	USC
Oregon	267	10/05/1985 - 11/15/2007	UCLA
Tennessee	262	9/24/1994 - present
Ohio State	262	12/30/1993 - present *
Virginia Tech	259	9/23/1995 - present
Georgia	253	10/7/95 - present *
Nebraska	248	9/05/1996 - present
UCLA	245	10/02/1971 - 10/17/1992	Arizona State
Colorado	242	11/19/1988 - 10/25/2008	Missouri
Nebraska	233	1/01/1974 - 11/29/1991	Miami, Fla.
Kansas State	232	11/23/1996 - present
Florida State	232	9/10/1988 - 11/11/2006	Wake Forest
Wisconsin	231	9/06/1997 - 11/29/2014	Ohio State
Georgia Tech	228	10/30/1997 - present
Boise State	228	10/11/1997 - present

* - had 13 games vacated by NCAA from 2010 season (not included in streak)

Season	Games	1st Poss.	Scored On/In:					Points Scored		
			1Q	2Q	3Q	4Q	OT	Wins	Losses	Ties
1995	10	2*	6	3	1	0	0	335	0	—
1996	12	6	9	3	0	0	0	328	42	—
1997	12	3	8	3	1	0	0	244	80	—
1998	12	6	11	1	0	0	0	299	82	—
1999	12	4	11	1	0	0	0	455	29	—
2000	12	7	10	1	0	1	0	463	21	—
2001	12	3	10	1	1	0	0	314	62	—
2002	14	4	11	3	0	0	0	303	126	—
2003	13	7	11	2	0	0	0	328	132	—
2004	13	4	7	4	1	1	0	358	42	—
2005	13	3	10	2	0	1	0	411	29	—
2006	13	4	9	4	0	0	0	282	54	—
2007	14	6*	9	4	1	0	0	364	38	—
2008	14	3*	7	7	0	0	0	230	79	—
2009	13	5	11	1	1	0	0	350	64	—
2010	14	5	9	5	0	0	0	416	58	—
2011	14	4	9	5	0	0	0	358	33	—
2012	13	2	8	4	0	1	0	200	126	—
2013	13	4*	11	1	1	0	0	168	83	—
2014	13	5*	8	3	0	1	1	212	101	—
2015	3	1	2	1	0	0	0	93	24	—
Totals	259	88	187	59	7	5	1	6511	1305	0

Virginia Tech has a **192-67** record during the streak, averaging **33.9** points in the wins and **19.5** points in the losses. The Hokies have only on six occasions delayed extending the streak until the fourth quarter or overtime. The last time came in 2014 in an overtime loss at Wake Forest. The latest Tech scored its first points in a game was in overtime in 2014 at Wake Forest (a 0-0 tie after four quarters). The latest in a regulation game was with 1:30 left in Tech's game versus Miami also in 2014. Here's a look at the six occasions.

(* — in Sugar Bowl in New Orleans; ^ — Russell Athletic Bowl in Orlando):

Date	Game	Opponent	Fourth Quarter/OT Score (first if multiple scores)	Time Left (4Q)	Result
Nov. 4, 2000	67	at Miami	Lee Suggs 1 yd run	12:23	L, 21-41
Jan. 3, 2005	122	Auburn*	Josh Morgan 29 yd pass from Bryan Randall	6:58	L, 13-16
Nov. 5, 2005	131	Miami	Marcus Vick 2 yd run	8:06	L, 7-27
Dec. 28, 2012	230	Rutgers ^	Cody Journell 25 yd FG	12:14	W, 13-10 (ot)
Oct. 23, 2014	251	Miami	Isaiah Ford 14 yd pass from Mark Leal	1:30	L, 6-30
Nov. 22, 2014	254	at Wake Forest	Joey Slye 28 yd FG	OT	L, 3-6 (2ot)

There have been **nine** occasions where Virginia Tech scored just once to continue the streak, by nine different players. Only twice did Tech's lone score come in the fourth quarter of a game: 2005 when Marcus Vick scored on a 5-yard run with 8:06 left in a 27-7 loss and in 2014 when Isaiah Ford caught a 14-yard pass from Mark Leal with 1:30 left in a 30-6 loss and once it came in overtime, last year at Wake Forest on a Joey Slye field goal. A look at these nine times with one score.

(* — denotes Gator Bowl in Jacksonville):

Date	Game	Opponent	The Hokie To Score	Time Left	Result
Jan. 1, 1998*	34	vs. North Carolina	Shayne Graham 40 yd FG	4:37, 3Q	L, 3-42
Nov. 3, 2001	78	at Pittsburgh	Ronyell Whitaker 71 yd blocked FG return	1:42, 1Q	L, 7-38
Oct. 22, 2003	103	at West Virginia	Vincent Fuller 50 yd fumble return	2:07, 2Q	L, 8-27
Nov. 5, 2005	131	Miami	Marcus Vick 2 yd run	8:06, 4Q	L, 7-27
Oct. 12, 2006	141	at Boston College	Brandon Pace 36 FG	0:41, 2Q	L, 3-22
Sept. 8, 2007	150	at LSU	Tyrod Taylor 1 yd run	4:38, 3Q	L, 7-48
Oct. 1, 2011	208	Clemson	Cody Journell 24 FG	4:35, 2Q	L, 3-23
Oct. 23, 2014	251	Miami	Isaiah Ford 14 yd pass from Mark Leal	1:30, 4Q	L, 6-30
Nov. 22, 2014	254	at Wake Forest	Joey Slye 28 yd FG	OT	L, 3-6 (2ot)

The One-Scorers (9): Ford 1, Fuller 1, Graham 1, Journell 1, Pace 1, Slye 1, Taylor 1, Marcus Vick 1, Whitaker 1 (four field goals, two rushing touchdowns, one pass, one fumble return, one blocked field goal return)

TOUCHDOWNS BY DEFENSE & SPECIAL TEAMS

1987: Jon Jeffries, 92-yd. kickoff return vs. Clemson; Don Stokes, recovered blocked punt in end zone vs. Syracuse; Randy Cockrell (ilb), 90-yd. interception return vs. Navy.

1988: Don Stokes, recovered blocked punt in end zone vs. Southern Miss; Jock Jones, recovered blocked punt in end zone vs. West Virginia; Roger Brown (cb), 55-yd. interception return vs. South Carolina; Leslie Bailey (ilb), 19-yd. interception return vs. South Carolina.

1989: Marcus Mickel, 90-yd. kickoff return vs. Clemson; Jock Jones (olb), 55-yd. interception return vs. Tulane; Roger Brown (cb), 55-yd. interception return vs. North Carolina State.

1990: The '90 season marked the first and only season to date during Beamer's tenure that Tech failed to score at least one TD on either defense or special teams.

1991: P.J. Preston (olb), recovered fumble in end zone vs. Oklahoma; Ken Landrum, 18-yd. blocked punt return vs. Cincinnati; Kirk Alexander (fs), 95-yd. interception return vs. Cincinnati.

1992: Tyronne Drakeford (cb), 40-yd. interception return vs. East Carolina; Tony Kennedy, 91-yd. kickoff return vs. Louisville; Ken Brown (olb), 18-yd. interception return vs. Rutgers.

1993: William Ferrell, 7-yd. blocked punt return vs. Rutgers; DeWayne Knight (olb), 23-yd. fumble return vs. Syracuse; Jeff Holland (dt), 8-yd. fumble return vs. Virginia; Lawrence Lewis (de), 20-yd. fumble return vs. Indiana; Antonio Banks, 80-yd. blocked field goal return vs. Indiana.

1994: Torrian Gray (rov), 66-yd. interception return vs. Boston College; Stacy Henley, 25-yd. blocked punt return vs. Temple; Lawrence Lewis (de), 60-yd. fumble return vs. East Carolina; Antonio Freeman, 80-yd. punt return vs. Pittsburgh.

1995: Jermaine Holmes, recovered blocked punt in end zone vs. Akron; Hank Coleman (de), 51-yd. fumble return vs. Rutgers; Myron Newsome (ilb), 71-yd. interception return vs. Rutgers; Larry Green (cb), 37-yd. interception return vs. West Virginia; Jim Baron (dt), 46-yd. fumble return vs. Temple; J.C. Price (dt), 19-yd. interception return vs. Temple; Antonio Banks (cb), 65-yd. interception return vs. Virginia; Bryan Still, 60-yd. punt return vs. Texas; Jim Baron (dt), 20-yd. fumble return vs. Texas.

1996: Cornelius White, 60-yd. blocked punt return vs. Syracuse; Keion Carpenter (fs), 100-yd. interception return vs. Miami.

1997: Carl Bradley (dt), recovered fumble in end zone vs. Rutgers; Pierson Prioleau (rov), 43-yd. fumble return vs. Rutgers; Lorenzo Ferguson (fs), 84-yd. interception return vs. Arkansas St.; Anthony Midget (cb), 22-yd. fumble return vs. Pittsburgh.

1998: Keion Carpenter (fs), 16-yd. interception return vs. Pittsburgh; Pierson Prioleau (rov), 85-yd. interception return vs. Boston College; Marcus Gildersleeve, recovered blocked punt in end zone vs. UAB; Ricky Hall, 17-yd. blocked punt return vs. West Virginia; Ricky Hall, recovered blocked punt in end zone vs. Syracuse; Loren Johnson (cb), 78-yd. fumble return vs. Syracuse; Ike Charlton (cb), 26-yd. interception return vs. Rutgers; Jamel Smith (lb), 98-yd. interception return vs. Rutgers; Anthony Midget (cb), 27-yd. interception return vs. Alabama.

1999: Ike Charlton (cb), 34-yd. interception return vs. Clemson; Corey Moore (de), 32-yard fumble return vs. Clemson; Cory Bird (rov), 26-yd. fumble return vs. Syracuse; Phillip Summers (rov), 43-yd. interception return vs. Syracuse; Tee Butler, recovered fumble by punter in end zone vs. Syracuse; Ricky Hall, 64-yd. punt return vs. Miami; Ike Charlton (cb), 51-yd. fumble return vs. Miami; Larry Austin (cb), 31-yd. interception return vs. Temple.

2000: Willie Pile (fs), 11-yd. interception return vs. Akron; Cory Bird, 9-yd. blocked punt return vs. East Carolina; André Davis, 87-yd. punt return vs. East Carolina; André Davis, 71-yd. punt return vs. Boston College; André Davis, 76-yd. punt return vs. WVU; Nathaniel Adibi (de), 36-yd. fumble return vs. UCF.

2001: Channing Reed (dt), 8-yd. fumble return vs. Rutgers; Kevin McCadam (rov), 69-yd. interception return vs. UCF; André Davis, 55-yd. punt return vs. UCF; Jim Davis (de), 27 yd. interception return vs. West Virginia; Kevin McCadam (rov), 9-yd. fumble return vs. Boston College; Ronyell Whitaker, 71-yd. blocked field goal return vs. Pittsburgh; Brandon Manning, 22-yd. blocked punt return vs. Miami.

2002: DeAngelo Hall, 69-yd. punt return vs. Arkansas State; DeAngelo Hall (cb), 49-yd. interception return vs. Arkansas State; Jason Lallis (dt), 59-yd. fumble return vs. Arkansas State; Alex Markogiannakis (ilb), 25-yd. fumble return vs. Western Michigan; DeAngelo Hall, 51-yd. punt return vs. Rutgers; Darryl Tapp, 11-yd. blocked punt return vs. Virginia; Willie Pile (fs), 96-yd. interception return vs. Miami.

2003: Jason Lallis (dt), 45-yd. interception return vs. UCF; Eric Green (cb), 84-yd. interception return vs. UConn; Mike Imoh, 91-yd. kickoff return vs. UConn; Chris Clifton, 16-yd. blocked punt return vs. UConn; Jimmy Williams (fs), 55-yd. interception return vs. Rutgers; DeAngelo Hall, 58-yd. punt return vs. Syracuse; DeAngelo Hall, 60-yd. punt return vs. Syracuse; Vincent Fuller (cb), 50-yd. fumble return vs. WVU; DeAngelo Hall (cb), 28-yd. fumble return vs. Miami; Eric Green (cb), 51-yd. interception return vs. Miami; DeAngelo Hall, 52-yd. punt return vs. Cal.

2004: Jason Lallis (de), 28-yd. fumble return vs. Western Michigan; Brandon Flowers (cb), 38-yd. interception return vs. Western Michigan; Vincent Fuller, 74-yd. blocked field goal return vs. West Virginia; Bl. Warren (ilb), 46-yd. interception return vs. Florida A&M; Roland Minor (cb),

64-yd. interception return vs. Georgia Tech; Jimmy Williams (cb), 34-yd. interception return vs. Maryland.

2005: Roland Minor (cb), 23-yd. interception return vs. Duke; D.J. Parker, 78-yd. blocked field goal return vs. Georgia Tech; Xavier Adibi (ilb) 25-yd. interception return vs. Georgia Tech; Chris Ellis (de), 29-yd. interception return vs. Georgia Tech; Vince Hall (ilb) 15-yd. fumble return vs. Marshall; Vince Hall (ilb) 13-yd. interception return vs. Boston College; James Anderson (olb) 39-yd. interception return vs. Louisville.

2006: Brenden Hill (olb), 69-yd. interception return vs. North Carolina; Eddie Royal, 58-yd. punt return vs. Duke; Victor "Macho" Harris (cb), 72-yd. interception return vs. Cincinnati; Noland Burchette (de), 15-yd. fumble return vs. Kent State; Xavier Adibi (ilb), 35-yd. fumble return vs. Wake Forest.

2007: Victor "Macho" Harris (cb), 17-yd. interception return vs. East Carolina; Brandon Flowers (cb), 49-yd. interception return vs. William & Mary; Eddie Royal, 60-yd. punt return vs. William & Mary; D.J. Parker (fs), 32-yd. interception return vs. Clemson; Eddie Royal, 82-yd. punt return vs. Clemson; Victor "Macho" Harris, 100-yd. kickoff return vs. Clemson; Chris Ellis (de), 5-yd. interception return vs. Florida State; Xavier Adibi (lb), 40-yd. interception return vs. Boston College; Justin Harper, 84-punt return vs. Kansas.

2008: Stephan Virgil (cb), 30-yd. fumble return vs. East Carolina; Brett Warren (ilb), 36-yd. interception return vs. Boston College; Victor "Macho" Harris (cb), 55-yd. interception return vs. Boston College; Victor "Macho" Harris (cb), 23-yd. interception return vs. Duke; Orion Martin (de), 17-yd. fumble return vs. Boston College.

2009: Dyrell Roberts, 98-yd. kickoff return vs. Alabama; Jayron Hosley, 64-yd. punt return vs. Marshall; Matt Reidy, 1-yd. blocked punt return vs. Miami; Rashad Carmichael (cb) 22-yd. interception return vs. Boston College.

2010: Rashad Carmichael (cb), 68-yd. interception return vs. East Carolina; David Wilson, 92-yd. kickoff return vs. NC State; Jayron Hosley, 80-yd. punt return vs. Central Michigan; David Wilson, 90-yd. kickoff return vs. Georgia Tech; Jeron Gouveia-Winslow (olb), 24-yd. interception return vs. Florida State.

2011: Kyle Fuller, recovered blocked punt in end zone vs. Appalachian State.

2012: Kyshoen Jarrett, 94-yd. punt return vs. Pittsburgh; Demitri Knowles, 93-yd. kickoff return vs. North Carolina.

2013: Detrick Bonner (fs), 37-yd. interception return vs. Western Carolina; Derek Di Nardo 11-yd. blocked punt return vs. Marshall.

2014: Donovan Riley (cb), 63-yd. interception return vs. Ohio State; Andrew Motuapuaka 11-yd. fumble return on kickoff vs. Western Michigan; Kendall Fuller (cb), 47-yd. interception return vs. North Carolina; Bucky Hodges recovered blocked punt in end zone vs. Virginia; Greg Stroman (cb), 12-yd. fumble return vs. Cincinnati.

2015: Andrew Motuapuaka 18-yd. interception return vs. Furman; Chuck Clark 20-yd. fumble return vs. Purdue; Anthony Shegog 15-yd blocked punt return vs. Purdue.

The Tally Sheet

TOTAL: 142

Defense: 88 TDs

Type	Total	Last
Pass Interceptions	58	Andrew Motuapuaka (18 yds), 2015 vs. Furman
Fumble Returns	28	Chuck Clark (20 yds), 2015 at Purdue
Fumble Recoveries	2	Carl Bradley (end zone), 1997 vs. Rutgers)

Special Teams: 54 TDs

Type	Total	Last
Punt Returns	19	Kyshoen Jarrett (94 yds), 2012 vs. Pittsburgh
Blocked Punts	20	Anthony Shegog (15 yds), 2015 at Purdue
Kickoff Returns	9	Demitri Knowles (93 yds), 2012 vs. North Carolina
Blocked Field Goals	4	D.J. Parker (78 yds), 2005 vs. Georgia Tech
Fumble Recovery	1	Tee Butler (end zone by punter), 1999 vs. Syracuse
Fumble Returns	1	Andrew Motuapuaka (kickoff), 2014 vs. Western Mich.

VIRGINIA TECH'S BLOCKED KICKS UNDER FRANK BEAMER

Totals: 135 in 351 games (67 punts, 40 FGs, 28 PATs)

1987 (1 punt, 1 PAT, 1 FG)

Syracuse – punt* (Jimmy Whitten) hL

East Carolina – PAT (na) hL

Cincinnati – FG (Roger Brown) hW

1988 (4 punts, 3 FGs)

Clemson – punt (Jock Jones) aL

Southern Miss – punt* (Archie Hopkins) aL

West Virginia – punt* (Archie Hopkins) hL

Cincinnati – punt+ (Jock Jones) aW

Louisville – FG (Jimmy Whitten) aL

Florida State – FG (Roger Brown);

FG+ (Roger Brown) aL

1989 (1 punt, 1 FG)

Tulane – punt+ (Archie Hopkins) hW

NC State – FG (Jock Jones) aW

1990 (2 punts, 4 PATs, 1 FG)

East Carolina – PAT (John Rivers) aW

South Carolina – PAT (John Rivers) hL

Florida State – punt+ (Scott Jones) aL

West Virginia – FG+ (Bernard Basham) hW

Temple – punt (Archie Hopkins) aL

NC State – PAT (Bernard Basham) hW

Virginia – PAT (Bernard Basham) hW

1991 (3 punts, 3 FGs)

James Madison – FG (Bernard Basham) hW

Oklahoma – FG (Bernard Basham) aL

Cincinnati – punt+ (P.J. Preston);

punt* (Kirk Alexander) hW

Louisville – FG (John Rivers) hW

East Carolina – punt (Marcus McClung) hL

1992 (5 PATs, 1 FG)

James Madison – PAT (John Rivers);

FG+ (Kirk Alexander) hW

East Carolina – PAT (Bernard Basham) aL

West Virginia – PAT (David Wimmer) hL

Miami – PAT (Bernard Basham) hL

Virginia – PAT (David Wimmer) hL

1993 (4 punts, 2 FGs)

Miami – punt@ (Willie Wilkins) aL

Maryland – FG (George DelRico) hW

Rutgers – punt* (Marcus McClung) hW

Syracuse – punt+ (William Ferrell) hW

Virginia – punt# (Brandon Semones) aW

Indiana – FG* (Jeff Holland) nW

1994 (2 punts, 2 FGs)

Arkansas St. – FG (Cornell Brown) hW

Temple – punt* (William Ferrell) hW

Miami – punt# (Michael Williams) aL

Rutgers – FG (Michael Williams) hW

1995 (4 punts, 3 PATs, 1 FG)

BC – PAT (Waverly Jackson) hL

Cincinnati – FG (Jim Baron);

PAT (Lawrence Lewis) hL

Miami – punt# (Angelo Harrison) hW

Pittsburgh – punt+ (Angelo Harrison);

punt# (Angelo Harrison) aW

Akron – punt* (Okesa Smith);

PAT (Lawrence Lewis) hW

1996 (5 punts, 1 PAT)

Akron – PAT (John Engelberger) aW

BC – punt+ (Keion Carpenter) aW

Syracuse – punt* (Cornelius White) aL

Temple – punt (Keion Carpenter) hW

SW Louisiana – punt (Michael Stuewe);

punt+ (Keion Carpenter) hW

1997 (2 punts, 3 PATs, 2 FGs)

Arkansas St. – FG+ (Carl Bradley) hW

WVU – punt# (Phillip Summers) aL

Miami – PAT (Carl Bradley) hW

Pittsburgh – PAT (Corey Moore);

PAT (John Engelberger) aL

Virginia – punt (Keion Carpenter);

FG (John Engelberger) aL

1998 (8 punts, 2 PATs, 2 FGs)

East Carolina – FG+ (Corey Moore) hW

Miami – PAT (John Engelberger) aW

Pittsburgh – FG (Corey Moore);

punt# (Larry Austin) hW

Boston College – punt (Keion Carpenter);

punt+ (André Davis) aW

UAB – punt* (Larry Austin) aW

WVU – punt* (Marcus Gildersleeve);

PAT (John Engelberger) hW

Syracuse – punt* (Anthony Midget) aL

Alabama – punt (Keion Carpenter);

punt+ (Corey Moore) nW

1999 (1 punt, 1 PAT)

Rutgers – PAT^ (Carl Bradley) aW

Pittsburgh – punt+ (André Davis) aW

2000 (4 punts, 2 FGs, 2 PATs)

Akron – FG+ (Cory Bird) hW

East Carolina – punt* (Wayne Ward);

FG (Larry Austin) aW

Rutgers – punt+ (Eric Green) hW

Temple – punt+ (Wayne Ward) hW

West Virginia – punt (Lee Suggs)

PAT (Lamar Cobb) hW

Pittsburgh – PAT (David Pugh) hW

2001 (5 punts, 2 FGs)

W. Michigan – punt+ (Wayne Ward) hW

Rutgers – punt@ (Eric Green) aW

UCF – punt@ (Brandon Manning) hW

Pittsburgh – FG* (Lamar Cobb) aL

Virginia – punt (Wayne Ward) aW

Miami – FG# (David Pugh);

punt* (Eric Green) hL

2002 (5 punts, 2 FGs)

LSU – punt+ (Justin Hamilton);

punt@ (Jason Lallis) hW

Marshall – FG+ (Team) hW

Western Michigan – FG (Jeff King) aW

Pittsburgh – punt+ (Nathaniel Adibi) hL

West Virginia – punt# (Ernest Wilford) hL

Virginia – punt* (Justin Hamilton) hW

2003 (1 punt, 3 FGs)

UConn – punt* (Nathaniel Adibi) hW

Rutgers – FG (Jeff King) aW

Syracuse – FG (Vincent Fuller) hW

Miami – FG (Eric Green) hW

2004 (1 punt, 3 FGs)

W. Michigan – FG+ (Jim Davis);

punt+ (Darryl Tapp) hW

West Virginia – FG* (Jim Davis) hW

Virginia – FG (Jim Davis) hW

2005 (2 FGs, 1 punt)

Georgia Tech – FG* (Jeff King) hW

North Carolina – FG+ (Darryl Tapp);

punt+ (Macho Harris) hW

2006 (3 punts, 2 FGs)

Northeastern – punt+ (Cary Wade);

FG (Kory Robertson) hW

North Carolina – punt+ (Josh Morgan) aW

Cincinnati – punt@ (Josh Morgan) hW

Miami – FG (Duane Brown) aW

2007 (2 punts, 1 FG, 1 PAT)

Duke – punt+ (Stephan Virgil) aW

Virginia – punt# (Davon Morgan) aW

Boston College (ACC) – FG (Duane Brown)

PAT ^ (Duane Brown) nW

2008 (2 PAT, 2 FGs, 1 punt)

East Carolina – PAT^ (John Graves) nL

Furman – FG (John Graves) hW

Georgia Tech – PAT (John Graves) hW

Nebraska – punt@ (Stephan Virgil) aW

BC – FG# (Jason Worilds) aL

2009 (1 punt)

Miami – punt* (Jacob Sykes) hW

2010 (2 PAT, 1 punt)

Boise State – punt (Davon Morgan)

PAT (Andre Smith) nL

Stanford – PAT (Andre Smith) nL

2011 (1 punt)

Appalachian State – punt* (Tony Gregory) hW

2012 (1 punt)

Austin Peay – punt+ (Tony Gregory) hW

2013 (1 punt, 1 FG)

Marshall – punt+ (Kyle Fuller)

FG (Derrick Hopkins) hW

2014 (1 FG, 1 PAT, 1 punt)

Pitt – FG+ (Dadi Nicolas) aL

Miami – PAT (Dadi Nicolas) hL

Virginia – punt * (C.J. Reavis) hW

2015 (1 punt)

Purdue – punt * (Terrell Edmunds) aW

* - recovered or returned for TD;

+ - led to TD;

@ - led to safety;

- led to field goal;

^ - led to a two-point defensive extra point

HOKIES IN THE NFL

AS OF SEPT. 21

Current Player	Team
Nick Becton	Chicago
Duane Brown	Houston
Kam Chancellor	Seattle
Antone Exum, Jr.	Minnesota
Brandon Flowers	San Diego
Corey Fuller	Detroit
Kyle Fuller	Chicago
James Gayle	Washington
Laurence Gibson	Kansas City
DeAngelo Hall	Washington
Jayron Hosley	N.Y. Giants
Kyshoen Jarrett	Washington
Will Montgomery	Chicago
Joshua Morgan	New Orleans
Vinston Painter	N.Y. Giants
Eddie Royal	Chicago
Darryl Tapp	Detroit
Tyrod Taylor	Buffalo
Logan Thomas	Miami
Michael Vick	Pittsburgh
Chase Williams	Oakland

Current Coach/Staff	Position
Bruce Arians	Arizona Head Coach
Malcolm Blacken	Washington Dir. of Player Develop.
Eugene Chung	KC Asst. Off. Line
Keith Gray	Phi. Asst. S&C Coach
Anthony Midget	Hou. Asst. Secondary
Chris Peduzzi	Phi. Head Athletic Trainer
Nick Rapone	Arizona Defensive Backs
Nick Sorensen	Sea Special Teams
Todd Washington	Balt. Assistant Off. Line

TECH PLAYERS WITH NFL FATHER CONNECTIONS**Current Players**

Kyle Chung (Eugene Chung)
 Calvin Cline (Mike Cline)
 Trey, Terrell and Tremaine Edmunds (Ferrell Edmunds)
 Alston Smith (Bruce Smith)

Former Players

Ken, Jr. and Jason Barefoot (Ken Barefoot, Sr.)
 Chad Beasley (Tom Beasley)
 Chad and Cody Grimm (Russ Grimm)
 Billy Hardee, III (Billy Hardee, Jr.)
 Kenny Lewis, Jr. (Kenny Lewis, Sr.)
 Jake Patten (Joel Patten)
 Jim Pyne (George Pyne)
 Josh Trimble (the late Steve Trimble)
 Beau, Blake and Brett Warren (Don Warren)
 Chase Williams (Gregg Williams)
 Tyrel Wilson (James Wilson)
 Jeron Gouveia-Winslow (Kurt Gouveia)

A FAMILY AFFAIR

The Virginia Tech football program prides itself on the family atmosphere it instills. That atmosphere hasn't gone unnoticed as several sets of brothers and sons of former Hokies have followed in their footsteps and decided to play for head coach Frank Beamer and his staff. Below is a list of current players who have followed in the footsteps of their relatives.

Woody Baron (junior)

Uncle: Jim Baron (lettered 1994-95)

Connor Kish (freshman)Brother: **Kevin Kish (freshman)****Kyle Chung (redshirt sophomore)**

Father: Eugene Chung (lettered 1988-91)

Tremaine Edmunds (freshman)

Brothers: Terrell Edmunds (redshirt freshman)
 Trey Edmunds (redshirt junior)

Coleman Fox (freshman)

Father: Rich Fox (lettered 1986-89)

Kendall Fuller (junior)

Brothers: Corey Fuller (lettered 2012)

Kyle Fuller (lettered 2010-13)

Vincent Fuller (lettered 2001-04)

Deon Newsome (redshirt sophomore)

Father: Myron Newsome (lettered 1995-96)

Alston Smith (redshirt junior)

Father: Bruce Smith (lettered 1981-84)

Ronny Vandyke (redshirt senior)

Brother: Devin Vandyke (played 2012-14)

Trent Young (redshirt freshman)

Father: Cam Young (lettered 1988-89)

TECH PLAYERS WITH ANY NFL CONNECTIONS**Current Players**

Woody Baron - uncle, **James Baron**, played at Tech before playing in the NFL with Detroit and Chicago.

Kyle Chung - father, **Eugene Chung**, played at Tech before playing in the NFL with New England, Jacksonville and Indianapolis. He is currently the offensive line assistant of the Kansas City Chiefs.

Kalvin Cline - father, **Mike Cline**, was drafted by the Green Bay Packers.

Trey, Terrell and Tremaine Edmunds - father, **Ferrell Edmunds**, played seven seasons in the NFL as a tight end, earning two Pro Bowl nods.

Kendall Fuller - brother, **Vincent Fuller**, played six seasons as a defensive back for the Tennessee Titans - brother, **Corey**, is currently playing in the NFL and is a wide receiver with the Detroit Lions;

- brother, **Kyle**, is currently playing in the NFL and is a defensive back with the Chicago Bears.

Alston Smith - father, **Bruce Smith**, was a standout player for the Hokies before going on to star in the NFL. The all-time sacks leader was inducted in to the NFL Hall of Fame in 2010.

COMEBACKS UNDER BEAMER**BIGGEST SECOND-HALF COMEBACK VICTORIES:**

15 points	Virginia (1995)
trailed 29-14 after 3rd	won 36-29
14 points	North Carolina (2008)
trailed 17-3 in 3rd	won 20-17
11 points	Louisville (2004)
trailed 24-13 in 4th	won 35-24

BIGGEST TOTAL COMEBACK VICTORY:

20 points	Duke (2012)
trailed 20-0 in 1st	won 41-20

MORE ON THE FULLERS

The Fullers became the first family at Tech to send four brothers to the school. More impressively is that, despite three of them playing on the defensive side of the ball, all four of them have scored at least one touchdown in their Tech careers.

VINCENT FULLER - CB**At VT:** 142 tackles, 19 PBU, 8 INTs, 3 FR

Two TDs: 50-yd fumble return; 74-yd blocked FG return

Fourth-round pick of Tennessee; 8 years in the NFL

COREY FULLER - WR**At VT (2 seasons):** 45 rec., 815 yds, 6 TDs

Final TD was only touchdown in 13-10 win over Rutgers in Russell Athletic Bowl

Sixth-round pick of Detroit; in third year in the NFL

2015 Stats:

KYLE FULLER - CB**At VT:** 173 tackles, 23.5 TFL, 28 PBU, 6 INTs, 4 FF

Second-team All-American

One TD: recovered blocked punt in end zone

First-round pick of Chicago; in second year in the FL

2015 Stats:

KENDALL FULLER - CB**At VT:** 112 tackles, 26 PBU, 8 INTs, 2 FR, 1 FF

2014 Second-Team All-American; First-team All-ACC

One TD: 47-yd INT for a touchdown at UNC

OF NOTE: If Kendall gets drafted and plays in the NFL, the four Fullers will become just the second group of four brothers to play in the NFL and the first group of four brothers to be drafted to the NFL out of the same college. Jim (Notre Dame), Joey (USC), Keith (USC) and Ross (Notre Dame) Browner are four brothers who played in the NFL in the late 1970s and 1980s, but went to different schools.

MORE ON THE EDMUNDS

Not to be outdone, the three Edmunds - Trey, Terrell and Tremaine - have become the first trio of brothers to play for head coach Frank Beamer all at the same time and are the fourth family to have at least three sons play at Tech.

The Fullers, again, are the only set of four brothers to play in Blacksburg, while the Houserights had four family members play for the Hokies.

Father: Bill Houseright (lettered 1973-77)**Sons:** Bill Houseright, Jr. (lettered 1995)

Jake Houseright (lettered 1998-01)

Jonas Houseright (lettered 2006-08)

The only other trio of brothers to play for Tech was the Warrens.

Brothers: Blake Warren (lettered 2002-05)

Brett Warren (lettered 2004-05, 2007-08)

Beau Warren (lettered 2007-10)

TECH IN OVERTIME (6-4)

9/19/98	at Miami	27	20	W	OT
11/9/02	at Syracuse	42	50	L	3OT
11/15/03	at Temple	24	23	W	OT
1/3/12	vs. Michigan	20	23	L	OT
9/3/12	Georgia Tech	20	17	W	OT
11/17/12	at Boston College	30	23	W	OT
12/28/12	vs. Rutgers	13	10	W	OT
9/21/13	Marshall	29	21	W	3OT
11/16/13	Maryland	24	27	L	OT
11/22/14	at Wake Forest	3	6	L	2OT

LANE STADIUM - HOME OF THE HOKIES

Rising high into the mountainous sky of the New River Valley, Virginia Tech's Lane Stadium enters its 51st year of football competition in 2015. The Tech football team has enjoyed over two decades of success, going to 22 straight bowl games and winning 10 or more games eight straight seasons from 2004-11. A big part of that success is the home-field advantage the Hokies enjoy at Lane Stadium/Worsham Field.

Billed as the toughest place in college football for opponents to play by Rivals.com in 2005 and one of the scariest places to play by ESPN.com in 2007, the Hokies play not only on one of the best playing surfaces in the nation, but with the south end zone and west side additions, the Hokies compete in one of the best stadiums in the nation.

Sitting at roughly 2,057 feet above sea level, the stadium is the second-highest among all FBS schools in the eastern United States, trailing only Appalachian State (3,300). Completed in 1965, Lane Stadium/Worsham Field has gone through numerous changes, renovations and additions. But through it all, it has always been regarded as one of the finest places to watch – and toughest places for opponents to play – a college football game.

A WINNING TRADITION

On Sept. 22, 1994, Tech won its 100th game in Lane Stadium in memorable fashion before a national television audience on ESPN with a 34-6 win over rival West Virginia. On Nov. 1, 2003, Tech upset No. 2 Miami 31-7 to pick up its 150th all-time win at Lane Stadium, marking the highest-ranked opponent the Hokies have ever defeated.

Tech's overall record at Lane Stadium is 208 wins, 77 losses and six ties in 51 years of play. The Hokies are 134-40-1 at home during Coach Frank Beamer's tenure at Virginia Tech and more impressively, are 116-26 in Blacksburg during the past 22 seasons.

Since joining the ACC prior to the 2004 season, Tech has accumulated a record of 58-15 at home, including a conference mark of 32-12. The Hokies went 32-9 at Lane Stadium/Worsham field while a member of the BIG EAST.

A large part of that impressive record is the home-field environment created by the fans, as Lane Stadium was sold out for 94 consecutive games, starting with the final game of the 1998 season against Virginia and running through the 2012 season.

THE HOKIE STONE

Before each home football game, Virginia Tech football players and coaching staff enter Lane Stadium through a tunnel. On the stadium-side entrance to Worsham Field, they pass beneath a Hokie Stone, which they touch for good luck and is flanked by these words: "For those who have passed. For those to come ... Reach for Excellence."

ENTER SANDMAN

The history behind Virginia Tech's use of Metallica's "Enter Sandman" started during the 2000 season. That summer Tech added a new scoreboard to Lane Stadium and the athletics marketing team decided to use the scoreboard for an entrance video. The group considered "Welcome to the Jungle" by Guns N' Roses and "Sirius" by the Alan Parsons Project before settling on "Enter Sandman." It has been the entrance song for the Hokies ever since.

FOOTBALL HISTORY

All-Time Tech Record (1892-present; 121 seasons)

Overall	713-452-46
Conference	229-161-21

In Blacksburg

Behind Lane Hall (1892)	1-0-0
Sheib Field (1894-1901)	13-1-0
Gibboney Field (1902-08)	19-2-0
Miles Field (1909-25)	60-3-3
Miles Stadium (1926-64)	67-25-4
Lane Stadium (1965-present; 50th season)	209-77-6
Under Beamer (1987-present)	135-40-1

On the road

Neutral sites

Televised games

Overtime games

When ranked

Opponent ranked

Both teams ranked

VT ranked higher

Opponent ranked higher

	Tech	Opponent
Total points scored	24,655	17,152
Average	20	14
Most Points Scored	99 (1919)	77 (1973)
Fewest Points Scored	0 (1995)	0 (2012)
Shutouts By	246 (2012)	144 (1995)
Largest Margin of Victory	99 (1919)	71 (1973)
Smallest Margin of Victory	1 (2014)	1 (2004)

LANE STADIUM HISTORIC MILESTONES

	Date	Opponent	Result	Score
First Win at Lane Stadium	Oct. 2, 1965	William & Mary	W	9-7
First Televised Game	Oct. 29, 1966	Florida State	W	23-21
First Night Game	Nov. 25, 1982	Virginia	W	21-14
First Game Under Coach Beamer	Sept. 12, 1987	Clemson	L	10-22
First ESPN Game	Nov. 24, 1990	Virginia	W	38-13
First ESPN GameDay Appearance	Oct. 16, 1999	Syracuse	W	62-0
Frank Beamer's 100th Win at Tech	Sept. 1, 2001	Connecticut	W	52-10
Tech's 600th win	Sept. 6, 2003	James Madison	W	43-0
150th win at Lane Stadium	Nov. 1, 2003	Miami	W	31-7
First ACC Game and Win	Sept. 18, 2004	Duke	W	41-17
250th game at Lane Stadium	Nov. 6, 2008	Maryland	W	23-13
200th win at Lane Stadium	Oct. 13, 2012	Duke	W	41-20

2015 HOME OPPONENTS and SERIES RECORDS AT LANE STADIUM

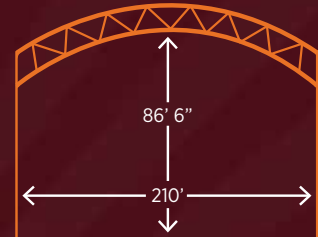
	W	L	T
Duke	7	1	0
Furman	2	0	0
North Carolina	4	1	0
North Carolina State	2	1	1
Ohio State	0	1	0
Pittsburgh	5	1	0

VIRGINIA TECH'S INDOOR PRACTICE FACILITY



86' 6"

Over 86 feet from the field to the bottom of the truss – a must for the kicking game!



1,200

Tons of specially engineered steel were utilized

2

737 jets can fit inside the building (nose to tail)



60,000

Square feet of precast concrete panels with the majority of weighing over

18 TONS

26,500

Square feet of glass and translucent panels, which is just over half an acre

11,213

Square feet of Hokie Stone on facade

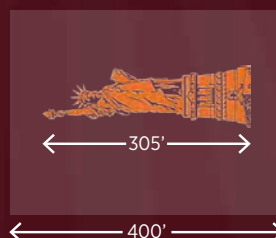


8

Porticoes feature the same values as the eight pylons of Virginia Tech's War Memorial: Brotherhood, Honor, Leadership, Sacrifice, Service, Loyalty, Duty and Ut Prosim



The Statue of Liberty could easily fit inside the facility



7,905,108

Cubic feet of space, enough room to fill

89 OLYMPIC POOLS

**160,000**

Capacity of Bristol Motor Speedway

115,109

Current college football single-game record set in 2013 – Notre Dame at Michigan

107,517

Attendance for Tech's 2014 win at Ohio State

236 MILES

Distance between Blacksburg & Knoxville

1937

Last time the Hokies and the Volunteers met in the regular season

37-14

Result of last meeting between two schools, a Virginia Tech win in the 2009 Chick-fil-A Bowl

8,500 TONS

Amount of rock needed to form base of field

THE BATTLE AT BRISTOL

VIRGINIA TECH vs. TENNESSEE - SEPT. 10, 2016

On Oct. 14, 2013, Virginia Tech and Tennessee announced plans to play a non-conference football game at the Bristol Motor Speedway in 2016 at a joint news conference held at the speedway – a game that was dubbed as the “Battle at Bristol.”

The Bristol Motor Speedway will become a football venue next year when the Hokies take on neighboring Tennessee – the two schools are just 236 miles apart – in a non-conference tilt. Track officials anticipate the Sept. 10, 2016 game will break college football's all-time single-game attendance mark. The current record occurred in 2013 when Michigan and Notre Dame played in front of 115,109 fans at Michigan Stadium. The Bristol Motor Speedway is close to a 160,000-seat venue.

The marketing campaign for the game took another step when track general manager Jerry Caldwell, NASCAR Xfinity Series driver Ty Dillon and Derek Vaughan, an engineer with Richard Childress Racing – and a Virginia Tech graduate (mechanical engineering, class of 1998) – along with other BMS officials came to Blacksburg on Aug. 11 of this year to promote the game. The group toured Tech's facilities, met with athletics department personnel, including AD Whit Babcock and head football coach Frank Beamer, and answered questions from the media. Dillon and Vaughan also caught passes and ran drills with assistant head coach Shane Beamer and some of Tech's players.

VIRGINIA TECH FOOTBALL CONFERENCE AFFILIATIONS

- 1892-97: Independent
- 1898: Southern Intercollegiate Athletic Assoc.
- 1899-1906: Independent
- 1907-21: South Atlantic Intercollegiate Ath. Assoc. 1909, 1916, 1918 champions
- 1922-64: Southern Conference 1963 champions
- 1965-90: Independent
- 1991-2003: Big East 1995 champions, 1996 co-champions, 1999 champions
- 2004-present: ACC 2004 champions, 2007 champions
2008 champions, 2010 champions

JUST VIRGINIA TECH, PLEASE

While the full name of the school is Virginia Polytechnic Institute and State University, the school is commonly referred to as “Virginia Tech.”

Founded in 1872, as Virginia Agricultural and Mechanical College, the university changed its name to Virginia Polytechnic Institute in 1896.

Fans of the athletic department, as well as media covering the Hokies, shortened the name to VPI, but it eventually became Virginia Tech.

The “State University” was added in 1970 to bring the official title to what it is today. Those covering Hokie athletics are asked to refer to the university as simply “Virginia Tech.”

Virginia Tech University, VPI and SU, VPI&SU, VT or VA Tech are not recognized names and should not be used.

WHAT'S A HOKIE?

That's the most frequently asked question regarding Virginia Tech athletics. The answer leads back to 1896 when Virginia Agricultural and Mechanical College changed its name to Virginia Polytechnic Institute. With the change came the necessity for writing a new cheer and a contest for such a purpose was held by the student body. Senior O.M. Stull won first prize for his “Old Hokie” yell which still is used today.

Later, when asked if “Hokie” had any special meaning, Stull explained the words he used had no hidden or symbolic meaning, but had been thought up in an effort to get attention. Hokie soon became a nickname for all Tech teams and for those people loyal to Tech athletics. Following is the “Old Hokie” yell in its original form:

Hoki, Hoki, Hoki Hy!
Tech! Tech! V.P.I.!
Sola-Rex Sola-Rah
Polytech-Vir-gin-i-a!!
Rae, Ri, V.P.I.

Unofficial Depth Chart (As of 9/21/15)

RCB

11 Fuller
6-0 • 196 • Jr.
22 Te. Edmunds
6-1 • 201 • r-Fr.
17 Alleyne
6-1 • 180 • Fr.

FS

19 Clark
6-1 • 204 • Jr.
23 Greene
5-11 • 186 • r-Jr.

ROVER

26 Frye
6-2 • 197 • r-Jr.
36 Alexander
6-3 • 197 • Fr.
29 Jones
6-2 • 205 • r-Jr.

NICKEL

3 Stroman
6-1 • 168 • So.
6 Reynolds
6-1 • 181 • Fr.

DEFENSE

LCB

31 Facyson
6-2 • 196 • r-So.
2 Riley
5-11 • 211 • Sr.
27 C. Williams
5-9 • 167 • r-So.

ROLB

37 Vandyke
6-4 • 215 • r-Sr.
24 Shegog
6-3 • 212 • r-So.
18 Minor
6-2 • 221 • r-Fr.

MLB

56 Huelskamp
6-1 • 207 • r-So.
44 Lydon
6-2 • 233 • Fr.
54 Motuapuaka*
6-0 • 231 • r-So.

LOLB

40 Clarke
6-1 • 227 • Sr.
38 McKinnon
6-1 • 225 • r-Jr.
50 Moss
6-2 • 213 • r-So.

RDE

4 Ekanem
6-3 • 248 • r-Jr.
43 Dooley
6-6 • 235 • r-So.

NT

96 Marshall
6-2 • 266 • r-Sr.
60 Baron
6-1 • 275 • Jr.

DT

92 Maddy
6-2 • 283 • r-Sr.
95 N. Williams
6-4 • 299 • r-Jr.
OR
91 Sobczak
6-1 • 309 • r-Fr.

LDE

90 Nicolas
6-3 • 223 • r-Sr.
99 Mihota
6-5 • 270 • r-Fr.

OFFENSE

FL

5 Phillips
6-1 • 191 • So.
86 Carroll
5-7 • 161 • r-Fr.
80 Knowles
6-1 • 180 • r-Sr.
20 Newsome
5-11 • 187 • r-So.

LT

71 McLaughlin
6-5 • 302 • Jr.
69 Nijman
6-8 • 280 • Fr.
58 Pettit
6-4 • 287 • r-Fr.

LG

57 Teller
6-5 • 304 • r-So.
67 Osterloh
6-8 • 323 • r-So.
58 Pettit
6-4 • 287 • r-Fr.

C

64 Gallo
6-2 • 297 • So.
61 Chung
6-4 • 283 • r-So.
79 T. Smith
6-3 • 282 • Fr.

RG

72 Conte
6-6 • 295 • r-Jr.
74 Pfaff
6-5 • 295 • r-Fr.
75 A. Smith
6-2 • 293 • r-Jr.

RT

77 Hansen
6-5 • 295 • r-Sr.
52 Redman
6-5 • 287 • r-Sr.
76 Clark
6-6 • 308 • Fr.

TE

88 Malleck
6-5 • 253 • Sr.
OR
7 Hodges
6-7 • 241 • r-So.
89 Cline
6-4 • 237 • r-So.

TB

4 Coleman
5-6 • 187 • Sr.
14 Edmunds
6-2 • 223 • r-Jr.
34 McMillian
6-0 • 196 • r-Fr.

QB

9 Motley
6-3 • 221 • r-Jr.
2 Lawson
6-6 • 230 • Fr.
OR
13 Durkin
6-4 • 222 • r-Fr.
12 Brewer*
6-1 • 195 • Sr.

FB

45 Rogers
5-10 • 223 • Jr.
32 Peoples
5-9 • 218 • Fr.

SE

1 Ford
6-2 • 188 • So.
81 Asante
6-0 • 187 • r-Sr.
15 Caleb
6-2 • 190 • r-Jr.

*Denotes injured player

SPECIALISTS

K

46 Slye
6-1 • 214 • So.

P

27 Hughes
6-0 • 198 • Sr.

KR

34 McMillian
6-0 • 196 • Jr.
23 Greene
5-11 • 186 • r-Jr.
81 Asante
6-0 • 187 • r-Sr.

PR

3 Stroman
6-0 • 168 • So.
86 Carroll
5-7 • 162 • r-Fr.

KO

46 Slye
6-1 • 214 • So.
30 Ludwig
6-1 • 199 • Jr.
35 Santamaria
5-8 • 166 • r-Fr.

H

27 Hughes
6-0 • 198 • Sr.

PS

59 D'Antuono
6-7 • 264 • r-Jr.
65 Taylor
6-1 • 212 • r-So.

KS

59 D'Antuono
6-7 • 264 • r-Jr.
65 Taylor
6-1 • 212 • r-So.

2015 VIRGINIA TECH FOOTBALL ROSTERS

#	NAME	POS	#	NAME	VL	POS	HT	WT	YR	HOMETOWN	HIGH SCHOOL
36	Adonis Alexander	ROV	1	Isaiah Ford	1	WR	6' 2"	188	So.	Jacksonville, Fla.	Trinity Christian
17	Jahque Alleyne	FS	2	Dwayne Lawson	-	QB	6' 6"	230	Fr.	Tampa, Fla.	Hillsborough
81	Kevin Asante	WR	2	Donovan Riley	3	FS	5' 11"	211	Sr.	Baltimore, Md.	Baltimore Poly
63	Daniel Bailey	OL	3	Greg Stroman	1	CB	6' 1"	168	So.	Bristow, Va.	Stonewall Jackson
12	Erikk Banks	CB	4	J.C. Coleman	3	TB	5' 6"	187	Sr.	Chesapeake, Va.	Oscar Smith
60	Woody Baron	DT	4	Ken Ekanem	2	DE	6' 3"	248	r-Jr.	Centreville, Va.	Centreville
25	Elisha Boyd	CB	5	Cam Phillips	1	WR	6' 1"	191	So.	Laurel, Md.	DeMatha
39	Jaylen Bradshaw	WR	6	Sean Daniel	-	WR	5' 10"	175	Fr.	Chesapeake, Va.	Oscar Smith
21	Michael Brainard	WR	6	Mook Reynolds	-	CB	6' 1"	181	Fr.	Greensboro, N.C.	Northern Guilford
12	Michael Brewer	QB	7	Bucky Hodges	1	TE	6' 7"	241	r-So.	Virginia Beach, Va.	Salem
82	Xavier Burke	TE	8	Zack Treser	-	LB	6' 4"	226	Fr.	Blacksburg, Va.	Blacksburg
45	Drew Burns	LB	9	Brenden Motley	1	QB	6' 3"	221	r-Jr.	Christiansburg, Va.	Christiansburg
36	Wright Bynum	LS	11	Kendall Fuller	2	CB	6' 0"	196	Jr.	Baltimore, Md.	Our Lady of Good Counsel
15	Joel Caleb	WR	12	Erikk Banks	-	CB	5' 10"	177	r-So.	Coeburn, Va.	Eastside
21	Alden Carpenter	WR	12	Michael Brewer	1	QB	6' 1"	195	r-Sr.	Lake Travis, Texas	Lake Travis
86	C.J. Carroll	WR	13	Chris Durkin	-	QB	6' 4"	222	r-Fr.	Poland, Ohio	Ursuline
65	Matt Christ	OL	14	Trey Edmunds	2	TB	6' 2"	223	r-Jr.	Danville, Va.	Dan River
61	Kyle Chung	OL	15	Joel Caleb	1	WR	6' 2"	190	r-Jr.	Midlothian, Va.	Clover Hill
76	Austin Clark	OL	16	Jack Click	-	QB	6' 3"	216	Fr.	Glen Allen, Va.	Deep Run
19	Chuck Clark	CB	16	Coleman Fox	-	TB	5' 11"	192	Fr.	Salem, Va.	Salem
40	Deon Clarke	LB	17	Jahque Alleyne	-	FS	6' 1"	180	Fr.	Virginia Beach, Va.	Ocean Lakes
16	Jack Click 1	QB	17	DuWayne Johnson	-	CB	6' 2"	178	Fr.	Washington, D.C.	H.D. Woodson
89	Kalvin Cline	TE	18	Raymon Minor	-	LB	6' 2"	221	r-Fr.	Ashland, Va.	Benedictine
4	J.C. Coleman	TB	18	Tyrone Thornton	-	DB	5' 10"	190	So.	Boston, Mass.	Newton South
72	Augie Conte	OL	19	Chuck Clark	2	CB	6' 1"	204	Jr.	Suffolk, Va.	King's Fork
85	Chris Cunningham	TE	20	Deon Newsome	1	WR	5' 11"	187	r-So.	Hampton, Va.	Hampton
59	Eddie D'Antuono	LS	21	Michael Brainard	-	WR	6' 0"	191	r-Sr.	Clifton, Va.	Paul VI
6	Sean Daniel	WR	21	Alden Carpenter	-	WR	6' 1"	197	r-So.	Leesburg, Va.	Tuscarora
43	Seth Dooley	DE	22	Terrell Edmunds	-	ROV	6' 1"	201	r-Fr.	Danville, Va.	Dan River
13	Chris Durkin	QB	22	Trey Skeens	-	FB	6' 0"	210	Fr.	Wytheville, Va.	George Wythe
48	Josh Eberly	LB	23	Der'Woun Greene	2	FS	5' 11"	186	r-Jr.	Portsmouth, Va.	Woodrow Wilson
22	Terrell Edmunds	ROV	24	Anthony Shegog	1	ROV	6' 3"	212	r-So.	Stafford, Va.	North Stafford
49	Tremaine Edmunds	LB	25	Elisha Boyd	-	CB	6' 0"	175	r-Fr.	Newport News, Va.	Heritage
14	Trey Edmunds	TB	25	Jerome Wright	1	FB	6' 2"	224	Jr.	Richmond, Va.	Highland Springs
4	Ken Ekanem	DE	26	Desmond Frye	2	FS	6' 2"	197	r-Jr.	Chester, Va.	Thomas Dale
31	Brandon Facyson	CB	27	A.J. Hughes	3	P	6' 0"	198	Sr.	Terre Haute, Ind.	Terre Haute North Vigo
	Tyler Fitzgerald	WR	27	Curtis Williams	-	CB	5' 9"	167	r-So.	Amelia, Va.	Amelia County
1	Isaiah Ford	WR	28	Shai McKenzie	1	TB	5' 11"	229	So.	Washington, Pa.	Washington
16	Coleman Fox	TB	29	Greg Jones	1	FS	6' 2"	205	r-Jr.	Lorton, Va.	Lake Braddock
26	Desmond Frye	FS	30	Johnathan Galante	-	OLB	5' 9"	204	r-So.	Blacksburg, Va.	Christiansburg
11	Kendall Fuller	CB	30	Mitchell Ludwig	2	P	5' 11"	199	Jr.	Abingdon, Va.	Abingdon
47	Darius Fullwood	DE	31	Brandon Facyson	1	CB	6' 2"	196	r-So.	Newnan, Ga.	Northgate
41	Houshun Gaines	DE	32	Steven Peoples	-	FB	5' 9"	218	Fr.	Galax, Va.	Galax
30	Johnathan Galante	OLB	33	Deshawn McCleave	-	TB	5' 9"	177	Fr.	Chesapeake, Va.	Oscar Smith
64	Eric Gallo	OL	33	Quinton Taylor	-	OLB	6' 1"	224	r-Jr.	Chester, Va.	Thomas Dale
89	Laird Gardner	DE	34	Travon McMillian	-	TB	6' 0"	196	r-Fr.	Woodbridge, Va.	C.D. Hylton
23	Der'Woun Greene	FS	35	Michael Santamaria	-	PK	5' 8"	166	r-Fr.	Athens, Ga.	Athens Academy
77	Wade Hansen	OL	36	Adonis Alexander	-	ROV	6' 3"	197	Fr.	Charlotte, N.C.	Independence
86	Casey Harman	TE	36	Wright Bynum	-	LS	6' 4"	236	Fr.	Columbia, S.C.	Ben Lippen
93	Jeremy Haynes	DE	37	Ronny Vandyke	2	OLB	6' 5"	215	r-Sr.	Lorton, Va.	South County
94	Trevon Hill	DE	38	Joe Koshuta	-	LB	6' 2"	240	Fr.	Vienna, Va.	Madison
7	Bucky Hodges	TE	38	Dahman McKinnon	-	LB	6' 1"	225	r-Jr.	Hope Mills, N.C.	South View
56	Sean Huelskamp	LB	39	Jaylen Bradshaw	-	WR	6' 1"	190	r-Fr.	Chesapeake, Va.	Oscar Smith
27	A.J. Hughes	P	40	Deon Clarke	1	LB	6' 1"	227	Sr.	Richmond, Va.	L.C. Bird
17	DuWayne Johnson	CB	41	Houshun Gaines	-	DE	6' 4"	231	Fr.	Rocky Mount, N.C.	Nash Central
29	Greg Jones	FS	41	Jack Willenbrock	1	OL	6' 3"	247	r-Jr.	Glenmoore, Pa.	Downingtown East
	Connor Kish	OL	42	Matt Reinhart	-	LB	6' 2"	218	Fr.	Shoemakersville, Pa.	Berks Catholic
	Kevin Kish	OL	42	Marshawn Williams	1	TB	5' 11"	243	So.	Hampton, Va.	Phoebus
80	Demitri Knowles	WR	43	Seth Dooley	1	DE	6' 6"	235	r-So.	Salem, Va.	Glenvar
38	Joe Koshuta	LB	44	Carson Lydon	-	LB	6' 2"	233	Fr.	Tarpon Springs, Fla.	East Lake
2	Dwayne Lawson	QB	45	Drew Burns	1	LB	6' 3"	220	r-Jr.	Chesapeake, Va.	Grassfield
51	Harry Lewis	DT	45	Sam Rogers	2	FB	5' 10"	223	Jr.	Mechanicsville, Va.	Hanover
30	Mitchell Ludwig	P	46	Joey Slye	1	PK	6' 1"	214	So.	Stafford, Va.	North Stafford
44	Carson Lydon	LB	47	Darius Fullwood	-	DE	6' 4"	251	Fr.	College Park, Md.	Our Lady of Good Counsel

92	Luther Maddy	DT	48	Josh Eberly	-	LB	5' 7"	208	r-Jr.	Broadway, Va.	Broadway
88	Ryan Malleck	TE	48	D.J. Reid 2	-	TB	6' 1"	226	r-Fr.	Chester, Va.	Thomas Dale
96	Corey Marshall	DT	49	Tremaine Edmunds	-	LB	6' 5"	236	Fr.	Danville, Va.	Dan River
33	Deshawn McCleave	TB	50	Jamieon Moss	1	LB	6' 2"	213	r-So.	Elizabeth City, N.C.	Northeastern
28	Shai McKenzie	TB	51	Harry Lewis	-	DT	6' 0"	260	Fr.	Hampton, Va.	Phoebus
38	Dahman McKinnon	LB	52	Darius Redman	1	OL	6' 5"	287	r-Sr.	Washington, D.C.	H.D. Woodson
71	Jonathan McLaughlin	OL	53	Trent Young	-	LB	5' 10"	212	r-Fr.	Richmond, Va.	Douglas Freeman
34	Travon McMillian	TB	54	Andrew Motuapuaka	1	LB	6' 0"	238	r-So.	Virginia Beach, Va.	Salem
83	Charley Meyer	WR	56	Sean Huelskamp	1	LB	6' 1"	207	r-So.	Centreville, Va.	Chantilly
99	Vinny Mihota	DT	57	Wyatt Teller	1	OL	6' 5"	304	r-So.	Bealeton, Va.	Liberty
18	Raymon Minor	LB	58	Colt Pettit	-	OL	6' 4"	287	r-Fr.	Deshler, Ohio	Patrick Henry
66	Billy Ray Mitchell	OL	59	Eddie D'Antuono	2	LS	6' 7"	264	r-Jr.	Alexandria, Va.	Bishop Ireton
63	Andrew Moras	OL	60	Woody Baron	2	DT	6' 1"	275	Jr.	Nashville, Tenn.	Brentwood Academy
50	Jamieon Moss	LB	61	Kyle Chung	-	OL	6' 4"	283	r-So.	Ponte Vedra Beach, Fla.	Ponte Vedra
9	Brenden Motley	QB	62	D'Andre Plantin	-	OL	6' 5"	297	Fr.	Norcross, Ga.	Norcross
54	Andrew Motuapuaka	LB	63	Daniel Bailey	-	OL	6' 3"	270	Fr.	Abingdon, Va.	Abingdon
20	Deon Newsome	WR	63	Andrew Moras	-	OL	6' 0"	259	r-Fr.	Ridgewood, N.J.	Ridgewood
90	Dadi Lhomme Nicolas	DE	64	Eric Gallo	1	OL	6' 2"	297	So.	Richboro, Pa.	Council Rock South
69	Yosuah Nijman	OL	65	Matt Christ	-	OL	6' 4"	262	Fr.	Sterling, Va.	Dominion
67	Parker Osterloh	OL	66	Billy Ray Mitchell	-	OL	6' 4"	278	r-Fr.	Westwood, N.J.	Paramus Catholic
	Ryan Palmer	WR	67	Parker Osterloh	-	OL	6' 8"	323	r-So.	Williamsburg, Va.	Warhill
32	Steven Peoples	FB	69	Yosuah Nijman	-	OL	6' 8"	280	Fr.	Maplewood, N.J.	Columbia
58	Colt Pettit	OL	71	Jonathan McLaughlin	2	OL	6' 5"	302	Jr.	Mauldin, S.C.	Mauldin
74	Braxton Pfaff	OL	72	Augie Conte	2	OL	6' 6"	295	r-Jr.	Richmond, Va.	Blessed Sacrament Huguenot
5	Cam Phillips	WR	74	Braxton Pfaff	-	OL	6' 5"	295	r-Fr.	Lynchburg, Va.	Liberty Christian Academy
62	D'Andre Plantin	OL	75	Alston Smith	1	OL	6' 2"	293	r-Jr.	Virginia Beach, Va.	Cox
52	Darius Redman	OL	76	Austin Clark	-	OL	6' 6"	308	Fr.	Lexington, Va.	Rockbridge County
48	D.J. Reid	TB	77	Wade Hansen	1	OL	6' 5"	295	r-Sr.	Troy, N.Y.	Tamarac
42	Matt Reinhart	LB	79	Tyrell Smith	-	OL	6' 3"	282	Fr.	North Brunswick, N.J.	Don Bosco Prep
6	Mook Reynolds	CB	80	Demitri Knowles	3	WR	6' 1"	180	r-Sr.	Freeport, Bahamas	Liberty Christian Academy
2	Donovan Riley	FS	81	Kevin Asante	1	WR	6' 0"	187	r-Sr.	Charlotte, N.C.	Mallard Creek
89	Dalton Roe	DT	82	Xavier Burke	-	TE	6' 2"	235	Fr.	Lawrenceville, Va.	Brunswick
45	Sam Rogers	FB	83	Charley Meyer	2	WR	6' 0"	220	r-Jr.	Richmond, Va.	Benedictine
35	Michael Santamaria	PK	85	Chris Cunningham	-	TE	6' 2"	237	Fr.	Jacksonville, Fla.	Atlantic Coast
97	Tim Settle	DT	86	C.J. Carroll	-	WR	5' 7"	161	r-Fr.	Olney, Md.	Our Lady of Good Counsel
24	Anthony Shegog	ROV	86	Casey Harman	-	TE	6' 4"	220	Fr.	Honaker	Honaker, Va.
22	Trey Skeens	FB	87	Colton Taylor	-	LS	6' 1"	212	r-So.	Salem, Va.	Salem
46	Joey Slye	PK	88	Ryan Malleck	3	TE	6' 5"	253	r-Sr.	Point Pleasant, N.J.	Point Pleasant Borough
75	Alston Smith	OL	89	Kalvin Cline	1	TE	6' 4"	237	r-So.	Boca Raton, Fla.	Pine Crest
79	Tyrell Smith	OL	89	Laird Gardner	-	DE	6' 1"	215	Sr.	Monroe Township, N.J.	Monroe Township
91	Steve Sobczak	DT	89	Dalton Roe	-	DT	6' 1"	235	r-So.	Williamsburg, Va.	Jamestown
3	Greg Stroman	CB	90	Dadi Lhomme Nicolas	3	DE	6' 3"	223	r-Sr.	Delray Beach, Fla.	Atlantic
87	Colton Taylor	LS	91	Steve Sobczak	-	DT	6' 1"	309	r-Fr.	Milford, Va.	Massaponax
33	Quinton Taylor	OLB	92	Luther Maddy	3	DT	6' 2"	283	r-Sr.	Delray Beach, Fla.	Atlantic
57	Wyatt Teller	OL	93	Jeremy Haynes	-	DE	6' 3"	225	r-Jr.	Lorton, Va.	South County
18	Tyrone Thornton	DB	94	Trevon Hill	-	DE	6' 5"	228	Fr.	Virginia Beach, Va.	Salem
8	Zack Treser	LB	95	Nigel Williams	2	DT	6' 4"	299	r-Jr.	Richmond, Va.	Benedictine
37	Ronny Vandyke	OLB	96	Corey Marshall	3	DT	6' 2"	266	r-Sr.	North Dinwiddie, Va.	Dinwiddie
99	Jackson VanSickle	PK	97	Tim Settle	-	DT	6' 3"	359	Fr.	Manassas, Va.	Stonewall Jackson
98	Ricky Walker	DT	98	Ricky Walker	1	DT	6' 2"	284	So.	Hampton, Va.	Bethel
41	Jack Willenbrock	OL	99	Vinny Mihota	-	DT	6' 5"	270	r-Fr.	Fredericksburg, Va.	Massaponax
27	Curtis Williams	CB	99	Jackson VanSickle	-	PK	6' 1"	200	Fr.	Charlotte, N.C.	Charlotte Christian
42	Marshawn Williams	TB		Tyler Fitzgerald	-	WR	5' 9"	175	r-Fr.	Midlothian, Va.	Cosby
95	Nigel Williams	DT		Connor Kish	-	OL	6' 2"	285	Fr.	Oceanside, Calif.	El Camino
25	Jerome Wright	FB		Kevin Kish	-	OL	6' 2"	285	Fr.	Oceanside, Calif.	El Camino
53	Trent Young	LB		Ryan Palmer	-	WR	6' 2"	180	Fr.	Winston-Salem, N.C.	Winston-Salem Prep

PRONUNCIATION GUIDE

JAHQUE ALLEYNEjah-KAY ALLEN
 Kevin ASANTEuh-SAHN-tay
 MICHAEL BRAINARDBRAY-nerd
 ZOHN Burden (coach)ZONN
 Augie CONTECON-tee
 Eddie D'ANTUONOdan-TWAHN-oh
 Ken EKANEMee-CAN-um
 Brandon FACYSONFAY-sun (rhymes with Jason)
 HOUSHUN GainesHOW-shun

Johnathan GALANTEguh-LAHN-tay
 DER'WOUN GreeneDARE-ee-on
 Sean HUELSKAMPHULES-camp
 DuWAYNE JohnsonDwayne
 Scot LOEFFLER (coach)LEFF-ler
 Carson LYDONLY-dun
 SHAI McKenzieSHY
 DAHMAN McKinnonDUH-Mon
 RAYMON MinorRAY-mahn

JAMIEON MossJAY-mee-on
 Andrew MOTUAPUAKAmo-TOO-uh-poo-WAH-kuh
 DADI Nicolaslike Daddy
 YOSUAH NIJMANYOSH-u-ah NYJ-man
 Parker OSTERLOHOH-ster-low
 Colt PETTITPEH-tit
 Braxton PFAFFFAFF
 Anthony SHEGOGshih-GOG
 Steve SOBCZAKSOB-check



QUARTERBACKS

#9 BRENDEN MOTLEY R-JR

- Moved into starting role after Michael Brewer's injury vs. Ohio State (9/7).
- Fourth in the ACC in pass efficiency (161.7).
- 12th straight QB to win in his first start for VT.
- Had career highs in attempts (24) completions (16) yards (233) and TDs (2) vs. Furman (9/12) and ran 4 times for 38 yards and five-yard TD.
- Went 15-for-23 for 230 yards and two TDs at Purdue (9/19). Ran 15 times for 24 yards and a TD.
- Rushed 11 times for 73 yards and had one completion for 17 yards in 2014.
- Made collegiate debut at Duke (11/15/14).

#2 DWAYNE LAWSON FR

- Made collegiate debut vs. Furman (9/12), completing three passes for 51 yards and rushing nine times for 51 yards and a TD.
- Ran four times for five yards at Purdue (9/19) and went 0-for-1 passing.
- A four-star recruit by ESPN.com, Rivals.com
- Threw for 2,444 yards and 21 TDs. Ran for 867 yards and 17 TDs his senior year of high school.

#13 CHRIS DURKIN R-FR

- Made collegiate debut vs. Furman (9/12),
- Rushed four times for 25 yards.
- 3-star recruit by ESPN.com, 247Sports.com and Rivals.com.

#12 MICHAEL BREWER R-SR

- In 2015 is 11-for-16 for 156 yards and two touchdowns before but broke collarbone in third quarter vs. Ohio State (9/7)
- Started all 13 games in 2014. Was 262-for-441 on the season for 2,692 yards and 18 TDs, setting school records for completions and attempt while adding two rushing TDs.
- Set a school record with 56 pass attempts vs. East Carolina (9/13/14).
- Threw for a career-high of 345 yards vs. Boston College (11/1/14).
- Enrolled at Virginia Tech in May of 2014 after graduating from Texas Tech. Went 41-58 for 440 yards and five TDs at Texas Tech.



RUNNING BACKS

#4 J.C. COLEMAN SR

- Has rushed 25 times for 104 yards in 2015.
- Ran 10 times for 46 yards and a one-yard TD at Purdue (9/19).
- Has played in 39 games (12 starts) and rushed for 1,413 yards and seven TDs. Caught 36 passes for 210 yards and a TD in his career.
- Played in all 13 games in 2014, making two starts. Carried the ball 107 times for 533 yards and three TDs.

- MVP of the Military Bowl, ran for Tech bowl record 157 yards and a TD against Cincinnati (12/27/14).
- Member of the Virginia Tech track team. Named All-ACC in the 60m at the ACC Championships.
- Given Exaclibur Award for work in weight room.

#14 TREY EDMUNDS R-JR

- Ran nine times for 41 yards and his first TD since 2013 on a one yard run vs. Furman (9/12).
- Had nine rushes for 73 yards at Purdue (9/19).
- Has played in 21 games (10 starts) with 207 rushes for 837 yards and 11 TDs. Also caught 20 passes for 158 yards and two TDs in career.
- Played in seven games in 2014. Ran 21 times for 97 yards on the season. Broke clavicle midseason and missed six games.

#34 TRAVON MCMILLIAN R-FR

- Ran for career-high 98 yards vs. Furman (9/12) and had a career-long run of 68 yards.
- Had nine rushes for 59 yards at Purdue (9/19).
- Made collegiate debut vs. Ohio State (9/7).
- Rushed 6 times for 27 yards, caught two passes for five yards in collegiate debut vs. Ohio State (9/7).
- A four-star recruit by 247Sports.com/ESPN.com.
- Totaled 3,009 yards and 37 TDs his senior year of high school.

#28 SHAI MCKENZIE SO

- Ran eight times for 27 yards at Purdue (9/19).
- Ran five times for 24 yards vs. Furman (9/12).
- Has played in six career games. Missed eight games in 2014 due to injury.
- Has rushed 64 times for 320 yards and three TDs.
- Ran nine times for a career-high 106 yards and a TD in his debut against William & Mary (8/30/14).

#42 MARSHAWN WILLIAMS SO

- Has played nine games, making eight starts. Ran for 475 yards on 124 rushes, scoring four TDs.
- Had career-high 114 yards on 14 rushes against Western Michigan (9/27/14).
- Scored his first TD on a 14-yard run at Ohio State (9/6/14).



FULLBACKS

#45 SAM ROGERS JR

- Completed a 13-yard pass to QB Brenden Motley. Also had two catches for 15 yards and one rush for 15 yards.
- Had career-long 51-yard TD catch vs. Ohio State (9/7).
- Has played in 29 games making nine starts, catching 35 passes for 374 yards and a TD. Rushed 40 times for 172 yards in his career.
- Played in all 13 games in 2014.
- Caught four passes for career-best 70 yards vs. Boston College (11/1/14).

- Eight carries for career-high 39 yards vs. Virginia (11/28/14).

#32 STEVEN PEOPLES FR

- Played in all three games in 2015.
- Made collegiate debut vs. Ohio State (9/7)
- Walk-on who joined the program in January



WIDE RECEIVERS

#1 ISAIAH FORD SO

- Has played in 16 career games (14 starts).
- Ranks second in the ACC in receiving ypg (88.7).
- Had a team-high six catches for 128 yards at Purdue (9/19).
- Caught five passes for 77 yards and tied a career-high with two TDs vs. Furman (9/12).
- Has 64 receptions for 847 yards and nine TDs in career.
- Caught a team-leading 56 receptions for 709 yards and six TDs, all in 2014 as a true freshman.
- Had career-high 114 yards on eight catches vs. Georgia Tech (9/20/14).
- Posted Career-best two TDs vs. East Carolina (9/13/14) and vs. Furman (9/12/15).
- Set a record for catches as a true freshman at Tech with 56 (prev 30).
- Named to the 2014 All-ACC Second Team.

#5 CAM PHILLIPS SO

- Had three catches for 26 yards at Purdue (9/19).
- Caught five passes for 86 yards vs. Furman (9/12).
- Has played in 15 games (11 starts) with 47 receptions for 588 yards and three TDs, also has four runs for 62 yards.
- Had career-high 89 yards on seven catches and scored his first TD vs. East Carolina (9/13/14).

#80 DEMITRI KNOWLES R-SR

- Has played in 39 career games (nine starts), catching 69 passes for 950 yards and four TDs in his career.
- Played in 11 games in 2014 with three catches for 55 yards.
- Caught four passes for a career-high 101 yards vs. Virginia (11/30/13).
- Born in the Bahamas.

#20 DEON NEWSOME R-SO

- Played in every game in 2015 on special teams.
- Has played in 12 games in 2014 rushing 19 times for 93 yards. Caught seven passes for 19 yards.
- Career-best four rushes for 38 yards at Ohio State (9/6/14).

#81 KEVIN ASANTE R-SR

- Has played in 20 games with one start in his career with three catches for 31 yards.
- Has two kickoff returns for 28 yards in 2015.
- Played seven games in 2014 with no receptions.

#15 JOEL CALEB R-JR

- Has played in 25 games (one start).
- Has 30 rushes for 137 yards and a TD and eight catches for 62 yards in his career.

**TIGHT ENDS****#88 RYAN MALLECK** R-SR

- Has played in all 41 career games (21 starts). 47 catches for 428 yards and three TDs.
- Had one catch for 40 yards at Purdue (9/19).
- Posted career-high 64 yards on six catches at Ohio State (9/6/14).
- On Mackey Award Watch List.

#7 BUCKY HODGES R-SO

- Had three catches for 11 yards and two TDs at Purdue (9/19). His first multi-TD game.
- Has played in 16 games with 13 starts. Has 50 catches for 585 yards and nine TDs in his career.
- On the Mackey Award Watch List.
- Set Tech single-season record for catches by a TE with 45 catches in 2014.
- Preseason Third-Team All-American.
- Named *USA Today* Freshman All-American in 2014.

#89 KALVIN CLINE R-SO

- Played in two games in 2015. Had one catch for 31 yards vs. Furman (9/12).
- Has played in 15 games (seven starts) with 27 catches for 324 yards and two TDs in his career.
- In 2014 had one catch for two yards in two games

**OFFENSIVE LINE****#77 WADE HANSEN** R-SR

- Started every game for Tech in 2015 at RT.
- Played in 13 games (three starts) in 2014.
- Sat out in 2013 after transferring from Division III school Rensselaer Polytechnic Institute.

#71 JONATHAN MCLAUGHLIN JR

- Has played and started in 25 career games.
- Started the first nine games at of 2014 right tackle before suffering a leg injury.

#57 WYATT TELLER R-SO

- Started every game at LG for Tech this season.
- Leads team in pins (18) and knockdowns (29).
- Had 19 knockdowns and 7 pins vs. Furman (9/12).
- Had four knockdowns and four pins at Purdue (9/19).
- Has played in 13 games in 2014, starting the last six at left guard.

#64 ERIC GALLO SO

- Made first career start vs. Ohio State (9/7).
- Has started every game in 2015 at center.
- Had nine knockdowns at Purdue (9/19).
- Played in three games in 2014.
- Collegiate debut vs. William & Mary (8/30/14).

#72 AUGIE CONTE R-JR

- Started at right guard in every game in 2015.
- Had eight knockdowns at Purdue (9/19).
- Has played in 21 career games with 13 starts.
- Played in all 13 games (10 starts) in 2014.
- Started nine games at right guard and one at right tackle.

#61 KYLE CHUNG R-SO

- Played in four career games, one in 2014 and all three in 2015.
- Suffered a shoulder injury late in 2014 and missed the bowl game.

#67 PARKER OSTERLOH R-SO

- Played in every game in 2015.
- Played in six games in 2014.
- Made collegiate debut vs. William & Mary (8/30/14).

#69 YOSUAH NIJMAN FR

- Made collegiate debut vs. Ohio State (9/7/15)
- Played every game for Tech in 2015
- Four-star recruit by Rivals.com and 247Sports.com. Went to Fork Union Military Academy.

#52 DARIUS REDMAN R-SR

- Has played in 29 career games making one start.
- Played in nine games in 2014 all at tight end.
- Made the switch to offensive line in the spring.

**DEFENSIVE LINE****#90 DADI NICOLAS** R-SR

- Started every game at left DE in 2015 and has seven tackles.
- Has played in 39 games (25 starts) in his career totaling 126 tackles, 29.0 TFL and 15.0 sacks.
- Second Team All-ACC in 2014.
- Played and started all 13 games in 2014 and had a team-high 18.5 TFLs and nine sacks.
- On the Lombardi Award and Bednarik Award Watch List.
- Fourth-Team Preseason All-American by Athlon Sports and Phil Steele.
- All-ACC Preseason Team by Media, Athlon Sports and Phil Steele.

#92 LUTHER MADDY R-SR

- Started every game in 2015 at DT with nine tackles and 1.5 TFL.
- Has played in 45 games (35 starts) with 121 tackles, 22.5 TFLs and 11.5 sacks.
- Started the first four games of 2014, but missed the remainder of the year due to injury.
- Granted medical hardship waiver for 2014.
- Nominated for the Danny Wuerffel Award.
- All-ACC Preseason Team by media and Athlon Sports.

#96 COREY MARSHALL R-SR

- Started one game in 2015 at DT and has three tackles, 1.0 sacks and 1.5 TFL.
- Has played in 42 games (15 starts) totaling 83 tackles, 17.0 TFL and 8.0 sacks.
- All-ACC Second Team by Athlon Sports and Phil Steele.
- Played in 12 games in 2014 with nine starts. Recorded 41 tackles, 9.5 TFLs and 2.5 sacks as well as an interception.

#4 KEN EKANEM R-JR

- Has every game in 2015 with seven tackles.
- Has played in 27 career games (16 starts) with 63 total tackles, 14.5 TFLs and 9.5 sacks.
- Started and played all 13 games in 2014.
- Finished the season with 53 tackles, including 14.5 for loss and a team-high 9.5 sacks.
- 2014 Third Team All-ACC by ACSMA.
- Named the ACC Defensive Lineman of the Week after his game at North Carolina (10/4/14).

#60 WOODY BARON JR

- Played in every game in 2015 with one start. Has six tackles, 3.5 TFL and 2.0 sacks.
- Has played in 27 games making two starts and totaling 21 tackles, 3.5 TFL and 2.5 sacks.
- Had career-high 2.5 TFL vs. Furman (9/12/15)
- Played 12 games in 2014 with two starts totaling seven tackles, 1.0 TFL and 0.5 sacks.

#43 SETH DOOLEY R-SO

- Played two games in 2015 making one tackle.
- Played in 13 games in 2014 totaling five tackles.

#99 VINNY MIHOTA R-FR

- Made collegiate debut vs. Ohio State (9/7/15)
- Has four tackles in his career in three games.
- Four-start recruit by ESPN.com.

#95 NIGEL WILLIAMS R-JR

- Played in 29 games (10 starts) totaling 48 tackles, 16.5 TFL and 6.5 sacks.
- 2014 Honorable Mention All-ACC (ACSMA).
- Played in 13 games in 2014 with 10 starts. Recorded 34 tackles, 9.5 TFLs and 4.5 sacks as well as an in in 2014.

#91 STEVE SOBCZAK R-FR

- Made collegiate debut vs. Ohio State (9/7/15)
- Has one tackle in his career in three games.

**LINEBACKERS****#40 DEON CLARKE** SR

- Tied for fifth in the ACC in passes defended (3) and second on the team lead with 2.5 TFL.
- Started and had five tackles at Purdue (9/19).
- Has played in 28 games (16 starts) collecting 100 tackles, 14.5 TFL and 6.0 sacks.
- Started all 13 games in 2014 making 74 tackles

and 11.0 TFL and 5.0 sacks.

- Preseason All-ACC Second Team by Athlon Sports and All-ACC Third Team by Phil Steele.

#54 ANDREW MOTUAPUAKA R-SO

- Injured his knee vs. Furman (9/12) and missed the game vs. Purdue (9/19).
- Returned his first interception for a n 18-yard TD against Furman (9/12).
- Started two games in 2015 with eight tackles.
- Played in 12 games making three starts in 2014.
- Has made 58 tackles, 4.0 TFL and 2.0 sacks.
- Also recovered a fumble and returned it for a TD.

#37 RONNY VANDYKE R-SR

- Played every game in 2015 and is fourth on the team in tackles with 12.
- Has played in 28 career games with four starts.
- Played in 13 games in 2014 with eight tackles.

#38 DAHMAN MCKINNON R-SR

- Has played in 21 games with 18 tackles in his career.
- Played in six games in 2014 making one tackle.

#24 ANTHONY SHEGOG R-SO

- Played in nine games making one start in his career. Has recorded four tackles.
- Returned a block punt for a 15-yard TD at Purdue (9/19)
- Played in every game in 2015 with one tackle.

#56 SEAN HUELSKAMP R-SO

- Started first career game at Purdue (9/19) and had a tackle and an interception.

VT CORNERBACKS/SAFETIES

- Started every at right CB in 2015 making seven tackles, 1.0 TFL and 1.0 sacks.
- Had 1.0 sack and a strip at Purdue (9/19) that was returned for a 20-yard TD by Chuck Clark.
- Played in 28 games (27 starts) in his career with 118 tackles, eight INTs, 26 pass breakups, 35 pass deflections, 7.0 TFL and 2.5 sacks.
- In 2014 started and played in all 13 games with 54 tackles, including 4.5 for loss and 2.0 sacks, recorded two interceptions, 15 pass breakups and a forced fumble.
- Thorpe Award Watch List.
- Walter Camp Award Watch List.
- Bednarik Award Watch List.
- All-ACC Preseason Team, Media.
- First-Team Preseason All-American by Athlon Sports and Phil Steele.
- All-ACC First Team, Athlon Sports and Phil Steele.
- 2014 Second-Team All-American (Walter Camp, FWAA, Fox Sports and USA Today).
- 2014 Third-Team All-American (Associated Press

and Athlon).

- Fourth Fuller brother to play for the Hokies under Frank Beamer. Vincent Fuller, Corey Fuller and Kyle Fuller were the other three. All three have played or are playing in the NFL.

#31 BRANDON FACYSON R-SO

- Has started every game in 2015 at left CB making four tackles.
- Tied for fifth in the ACC in pass breakups with three.
- Has played in 18 career games (15 starts) with 36 tackles and five INTs as well as 14 pass breakups and 19 pass deflections.
- Has played in and started first three games in 2014 before suffering a shin injury, then a broken leg.
- Granted a medical hardship waiver.
- Preseason All-ACC Second Team by Athlon Sports and Phil Steele.

#19 CHUCK CLARK JR

- Has started every game in 2015 at FS and leads team with 27 tackles.
- Had five tackles and a fumble recovery and return for a 20-yard TD at Purdue (9/19).
- Is currently fifth in the ACC in tackles with 27.
- Had career-high 13 tackles vs. Furman (9/12/15)
- Has played 27 career games (15 starts) making 117 tackles, 9.0 TFL, 1.5 sacks and an interception.
- Played in all 13 games with 11 starts in 2014 finishing third on the team with 73 tackles, including 8.5 TFL and 1.5 sacks. Had an INT, 11 pass breakups and six QB hurries.

#3 GREG STROMAN SO

- Has played in every game with in 2015 with two starts and seven tackles.
- Had two tackles, 0.5 TFL vs. Ohio State (9/7).
- Had career-high four tackles at Purdue (9/19)
- Played 16 games (3 starts) in career making seven tackles and 0.5 TFL.
- Played snaps offense, defense and special teams
- Played in 13 games making one start in 2014.
- Saw most action as return specialist, only made three tackles on defense. Also had two catches and one rushing attempt.

#6 MOOK REYNOLDS FR

- Made collegiate debut vs. Ohio State (9/7/15) with two tackles
- Had one tackle at Purdue (9/19).
- Played in two career games with three tackles
- Four-star recruit by ESPN.com

#36 ADONIS ALEXANDER FR

- Had a career-high seven tackles at Purdue (9/19).

- Made collegiate debut vs. Ohio State (9/7) and made three tackles.
- Tied for fifth in the ACC in passes defended with three.
- Second in the ACC with two interceptions.
- Played in both games with two tackles and an interception.
- Recorded first career interception vs. Furman (9/12/15).
- Three-star recruit by 247Sports.com, Rivals.com and ESPN.com.
- Enrolled in January 2014.

#26 DESMOND FRYE R-SR

- Played in three games with two starts 2015 and ranks third on the team with 13 tackles.
- 11th in tackles in the ACC this season with 13.
- Has played in 31 career games (two starts) with 28 tackles and one interception.
- Had career-high nine tackles vs. Ohio State (9/7/15) to go along with an interception
- Played in two games in 2014 before suffering shoulder injury. Granted medical hardship waiver.

#2 DONOVAN RILEY SR

- Has played in 41 games (seven starts) making 61 tackles, three INTs, 1.0 TFL and 1.0 sacks.
- Played in all 13 games in 2014 with seven starts.
- Had 53 tackles on the season, including a sack and also had two INTs, two pass breakups, a forced fumble and a fumble recovery.

#23 DER'WOUN GREENE R-JR

- Has played in 25 career games (one start) with 19 tackles and a forced fumble
- Played nine games with one start in 2014, making four tackles.

VT SPECIALISTS

#46 JOEY SLYE SO

- Handles kickoff duties and has 14 touchbacks on 19 kickoffs in 2015.
- Played in 13 games in 2014.
- Hit 24-of-35 on field goals (68.6%) with a long of 49 yards and went 45-for-46 on PATs for 117 total points.

#35 MICHAEL SANTAMARIA R-FR

- Made collegiate debut vs. Furman (9/12)
- Is 0-for-1 on field goals. Hit 3-of-3 extra points for three total points.

#27 A.J. HUGHES SR

- Has 16 punts for a 41.8 avg. this season and is ranked eighth in the ACC in yards per punt.
- Has played in 42 career games with a gross average of 41.5 yards per kick.
- Has six punts downed inside the 20 yard line in 2015.

- Played all 13 games of 2014 and kicked 83 times for an average of 39.9 yards per punt.
- Had 22 kicks downed inside the 20-yard line and 20 punts fair caught and had 13 punts of 50 yards or longer in 2014.

#3 GREG STROMAN SO

- Has two punt returns for no yards.
- Played in 13 games making one start in 2014
- Saw most of the action in 2014 as a punt returner
- Had 36 returns for 249 yards (6.9 average)
- Had a long return of 38 yards at Pittsburgh (10/16/2014)

#81 KEVIN ASANTE R-SR

- Returned two kickoffs for 28 yards in 2015
- Has three returns for 45 yards (15.0 avg) in his career

#30 MITCHELL LUDWIG JR

- Has played in 18 career games with an average of 60.8 yards per kickoff.
- Played in eight games in 2014 with an average of 60.1 yards per kickoff.
- Expected to handle kickoff duties in 2015.

#59 EDDIE D'ANTUONO R-JR

- Played in 28 career games handling the long snapping duties for punts, field goals and extra points.

#23 DER'WOUN GREENE R-JR

- Returned one kickoff for 18 yards in 2015
- Five kickoff returns for 130 yards (26.0 avg) in his careerHad 22 kicks downed inside the 20-yard line and 20 punts fair caught and had 13 punts of 50 yards or longer in 2014.

#3 GREG STROMAN SO

- Had five returns for 36 yards vs. Purdue (9/19) with a long of 29 yards.
- Has seven returns for 36 yards in 2015.
- Played in 13 games making one start in 2014
- Saw most of the action in 2014 as a punt returner
- Had 36 returns for 249 yards (6.9 average)
- Had a long return of 38 yards at Pittsburgh (10/16/2014)

#81 KEVIN ASANTE R-SR

- Returned two kickoffs for 28 yards in 2015
- Has three returns for 45 yards (15.0 avg) in his career

#30 MITCHELL LUDWIG JR

- Has played in 18 career games with an average of 60.8 yards per kickoff.
- Played in eight games in 2014 with an average of 60.1 yards per kickoff.

#59 EDDIE D'ANTUONO R-JR

- Played in 29 career games as the long snapper.

INDIVIDUAL CAREER GAME HIGHS

THROWING

Michael Brewer (QB)

Att.	56 (<i>SR</i>)	ECU, 2014
Comp.	31	BC, 2014
Yds.	345	BC, 2014
TDs	3	ECU, 2014
INTs	3	GT, 2014
Long	51	Ohio State, 2015

RUSHING

Att.	10	Ohio State, 2014
Yds.	29	GT, 2014
TDs	1	twice
Long	31	Cincy, 2014

Brenden Motley (QB)

Att.	24	Furman, 2015
Comp.	16	Furman, 2015
Yds.	233	Furman, 2015
TDs	2	Furman, 2015
INTs	1	Ohio State, 2015
Long	46	Furman, 2015

RUSHING

Att.	15	Purdue, 2015
Yds.	38	Furman, 2015
TDs	1	Twice
Long	24	Duke, 2014

Dwayne Lawson (QB)

Att.	3	Furman, 2015
Comp.	7	Furman, 2015
Yds.	51	Furman, 2015
TDs	-	
INTs	-	
Long	31	Furman, 2015

RUSHING

Att.	9	Furman, 2015
Yds.	51	Furman, 2015
TDs	1	Furman, 2015
Long	10	Furman, 2015

Chris Durkin (QB)

Att.	-	-
Comp.	-	-
Yds.	-	-
TDs	-	-
INTs	-	-
Long	-	-

RUSHING

Att.	4	Furman, 2015
Yds.	25	Furman, 2015
TDs	-	-
Long	9	-

RUNNERS

Joel Caleb (TB)

Att.	7	Pitt, 2014
Yds.	45	WMU, 2014
TDs	1	WCU, 2013
Long	33	WMU, 2013

J.C. Coleman (TB)

Att.	25	Cincy, 2014
Yds.	183	Duke, 2012
TDs	2	Duke, 2012
Long	86	Duke, 2012

Trey Edmunds (TB)

Att.	22	Marshall, 2013
Yds.	132	Alabama, 2013
TDs	4	Miami, 2013
Long	77	Alabama, 2013

Shai McKenzie (TB)

Att.	18	WMU, 2014
Yds.	106	W&M, 2014
TDs	1	Three Times
Long	39	W&M, 2014

Travon McMillian

Att.	9	Purdue, 2015
Yds.	98	Furman, 2015
TDs	0	-
Long	63	Furman, 2015

Sam Rogers (FB)

Att.	8	UVA, 2014
Yds.	39	UVA, 2014
TDs	0	-
Long	17	Ohio State, 2014

Marshawn Williams (TB)

Att.	21	Miami, 2014
Yds.	119	WMU, 2014
TDs	1	four times
Long	42	WMU, 2014

CATCHERS

Kalvin Asante (WR)

Rec.	1	Three Times
Yds.	17	BC, 2012
TDs	0	-
Long	17	BC, 2012

Joel Caleb (TB)

Rec.	1	five times
Yds.	14	WMU, 2014
TDs	0	-
Long	14	WMU, 2014

J.C. Coleman (TB)

Rec.	6	UNC, 2012
Yds.	39	RU, 2012
TDs	1	BG, 2012
Long	24	Cincy, 2012

Trey Edmunds (TB)

Rec.	4	BC, 2013
Yds.	42	BC, 2013
TDs	1	twice
Long	26	VA, 2103

Isaiah Ford (WR)

Rec.	8	GT, 2014
Yds.	114	GT, 2014
TDs	2	Twice
Long	61	Purdue, 2015

Demitri Knowles (WR)

Rec.	8	ECU, 2013
Yds.	101	VA, 2103
TDs	1	Four Times
Long	56	Duke, 2013

Bucky Hodges (TE)

Rec.	6	Twice
Yds.	88	WMU, 2014
TDs	2	Purdue, 2015
Long	50	UVA, 2014

Kalvin Cline (TE)

Rec.	4	twice
Yds.	65	Pitt, 2013
TDs	1	Twice
Long	31	Twice

Ryan Malleck (TE)

Rec.	6	Ohio State, 2014
Yds.	64	Ohio State, 2014
TDs	1	Three Times
Long	40	Purdue, 2015

Travon McMillian (TB)

Rec.	2	Twice
Yds.	11	Furman, 2015
TDs	0	-
Long	9	Furman, 2015

Charley Meyer (WR)

Rec.	1	GT, 2013
Yds.	5	GT, 2013
TDs	0	-
Long	5	GT, 2013

Shai McKenzie (TB)

Rec.	0	
Yds.	0	
TDs	0	
Long	0	

Deon Newsome (WR)

Rec.	3	ECU, 2014
Yds.	13	ECU, 2014
TDs	0	-
Long	8	ECU, 2014

Cam Phillips (WR)

Rec.	7	Twice
Yds.	89	ECU, 2014
TDs	1	Three Times
Long	36	UVA, 2014

Sam Rogers (FB)

Rec.	5	Ohio State, 2014
Yds.	70	BC, 2014
TDs	1	Twice
Long	26	BC, 2014

Marshawn Williams (TB)

Rec.	2	WMU, 2014
Yds.	19	WMU, 2014
TDs	0	-
Long	14	WMU, 2014

KICKERS

A.J. Hughes (P)

Punts	13	Alabama, 2013
Long	64	MD, 2013
I20	5	UCLA, 2013
Avg.	52.8	Pitt, 2013

Joey Slye (PK)

FG Made	4	Cincy, 2014
FG Att.	4	twice
Long	49	Cincy, 2014
PAT Made	6	Purdue, 2015
PAT Att.	6	Purdue, 2015

TACKLERS

Adonis Alexander (CB)

Tackles	7	Purdue, 2015
TFL	0	
Sacks	0	
INT	1	Twice, 2015

Woody Baron (DT)

Tackles	4	Cincy, 2014
TFL	2.5	Furman, 2015
Sacks	1.0	Twice, 2015

Chuck Clark (DB)

Tackles	13	Furman, 2015
INT	0	
TFL	1.0	six times
Sacks	1.0	WMU, 2014

Deon Clarke (LB)

Tackles	11	Cincy, 2014
TFL	2.5	Twice
Sacks	2.0	ECU, 2014

Desmond Frye (CB)

Tackles	9	Ohio State, 2015
TFL	0	-
Sacks	0	

Der'Woun Greene (CB)

Tackles	5	Furman, 2015
TFL	0	-
Sacks	0	

Dahman McKinnon (LB)

Tackles	3	twice
TFL	0	-
Sacks	0	-

Seth Dooley (DE)

Tackles	2	twice
TFL	0	
Sacks	0	

Ken Ekanem (DE)

Tackles	7	twice
TFL	4.0	UNC, 2014
Sacks	3.0	UNC, 2014

Brandon Facyson (CB)

Tackles	4	UNC, 2013
INT	2	ECU, 2013
TFL	1.0	MD, 2013
Sacks	0	

Kendall Fuller (CB)

Tackles	8	Twice
INT	3	Duke, 2013
TFL	2.0	Pitt, 2014
Sacks	1.0	Twice

Luther Maddy (DT)

Tackles	8	Duke, 2013
TFL	3.0	Miami, 2013
Sacks	2.5	Marshall, 2013

Corey Marshall (DT)

Tackles	7	GT, 2012
INT	1	Pitt, 2014
TFL	3.0	Pitt, 2014
Sacks	1.0	Seven times

Sean Huelskamp (LB)

Tackles	1	Purdue, 2015
INT	1	Purdue, 2015
TFL	0	-
Sacks	0	-

Andrew Motuapuaka (LB)

Tackles	14	BC, 2014
TFL	2.5	WF, 2014
Sacks	2.0	WF, 2014
INT	1	Furman, 2015

Dadi Nicolas (DE)

Tackles	9	twice
INT	1	Duke, 2013
TFL	3.0	three times
Sacks	3.0	Pitt, 2013

Mook Reynolds (CB)

Tackles	2	Ohio State, 2015
INT	0	-
TFL	0	-
Sacks	0	-

Donovan Riley (CB)

Tackles	9	Georgia Tech, 2014
INT	1	twice
TFL	1.0	UNC, 2014
Sacks	1.0	UNC, 2014

Steve Sobczak (DE)

Tackles	1	Ohio State, 2015
TFL	0	-
Sacks	0	

Greg Stroman (CB)

Tackles	4	Purdue, 2015
INT	0	-
TFL	0	-
Sacks	0	-

Ronny Vandyke (LB)

Tackles	5	Twice
TFL	1.0	Three Times
Sacks	0	

Nigel Williams (DT)

Tackles	5	three times
TFL	2.0	twice
Sacks	2.0	WF, 2014

RETURNERS**Der'Woun Greene (KOR)**

Returns	2	Purdue, 2015
Yds	116	Purdue, 2015
Avg	58.0	Purdue, 2015
Long	83	Purdue, 2015
TD	0	

Kevin Asante (KOR)

Returns	2	Furman, 2015
Yds	25	Furman, 2015
Avg	17.0	Duke, 2012
Long	17	Duke, 2012
TD	0	-

J.C. Coleman (KOR)

Returns	3	four times
Yds	69	Pitt, 2012
Avg	44.0	BC, 2014
Long	44	BC, 2014
TD	0	-

Travon McMillian (KR)

Returns	3	Ohio State, 2015
Yds	57	Ohio State, 2015
Avg	19.0	Ohio State, 2015
Long	24	Ohio State, 2015
TD	0	-

Der'Woun Greene (KOR)

Returns	2	twice
Yds	73	Cincy, 2014
Avg	36.5	Cincy, 2014
Long	46	Cincy, 2014
TD	0	-

Demitri Knowles (KOR)

Returns	4	twice
Yds	141	UNC, 2012
Avg	48.0	BC, 2013
Long	93	UNC, 2012
TD	1	UNC, 2012

Deon Newsome (KOR)

Returns	2	three times
Yds	58	Miami, 2014
Avg	58.0	Miami, 2014
Long	58	Miami, 2014
TD	0	-

Greg Stroman (PR)

Returns	5	three times
Yds	58	WMU, 2014
Avg	17.5	Ohio State, 2014
Long	38	Pitt, 2014
TD	0	-

THE LAST TIME A TECH TEAM OR PLAYER ...

TEAM

Scored 90+ points.....	99, vs. Emory & Henry, 1919
Scored 80-89 points.....	86, vs. Roanoke College, 1905
Scored 70-79 points.....	77, vs. Akron, 1995
Scored 60-69 points.....	66, vs. Appalachian State, 2011
Scored 50-59 points.....	51, @ Purdue, 2015
Scored 40-49 points.....	42, @ Miami, 2013
Back-to-back 40+ games.....	vs. Furman (45), @ Purdue (51), 2015
Three straight 40+ games.....	@ NCSU (41), vs. CMU (45), vs. WF (52), 2010
Four straight 40+ games.....	NCSU (41), CMU (45), WF (52), Duke (44), 2010
Rushed for 500+ yards.....	500, @ Pittsburgh, 1993
Rushed for 400-499 yards.....	444, vs. Marshall, 2009
Rushed for 300-399 yards.....	308, vs. Western Michigan, 2014
Rushed for 200-299 yards.....	238, @ Purdue, 2015
Passed for 500+ yards.....	504, @ Syracuse, 2002
Passed for 400-499 yards.....	408, @ Wake Forest, 1972
Passed for 300-399 yards.....	345, Boston College, 2014
Passed for 200-299 yards.....	233, @ Purdue, 2015
Rushed/Passed for 200+ yards.....	@ Purdue 2015 238 rush, 233 pass
Had 600+ yards in total offense.....	605, vs. Wake Forest, 2010
Had 500-599 yards in total offense.....	583, vs. Furman, 2015
Scored on first offensive play.....	vs. Appalachian State, 2011 David Wilson 20-yard run
Won on final offensive play.....	vs. Virginia, 2012 Cody Journell 29 yd FG
Lost on final offensive play.....	at Wake Forest, 2014 Mike Weaver, 39 FG (20T)
Won in overtime.....	29-21, vs. Marshall, 2013
Lost in overtime.....	3-6 (20T), at Wake Forest, 2014
Recorded a safety.....	vs. Western Michigan, 2014
Recorded two defensive TDs.....	@ Boston College, 2008
Zero punts in a game.....	vs. James Madison, 2010
Zero sacks allowed in a game.....	vs. Furman, 2015
Recorded a shutout.....	vs. Bowling Green, 2012
Held opp. to 0 yards or less rushing.....	-15, vs. Florida State, 2012
Blocked two kicks in a game.....	vs. Marshall, 2013
Scored special teams TD.....	@ Purdue, 2015
Scored defensive & special teams TD.....	@ Purdue, 2015
Played an overtime game.....	vs. Wake Forest [2 OT], 2014

INDIVIDUAL

Rushed for 200+ yards.....	253, Darren Evans, vs. Maryland, 2008
Rushed for 150-199 yards.....	157, J.C. Coleman, vs. Cincinnati, 2014
Two players rushed for 100 yards.....	NC State, 2010 (Darren Evans, 160 yds. & Tyrod Taylor, 121 yds.)
Three players rushed for 100 yards.....	@ South Carolina, 1974 Phil Rogers (120), Roscoe Coles (111) & George Heath (104)
Had 40+ carries.....	42, Cyrus Lawrence, vs. Memphis St., 1981
Had 30-39 carries.....	32, Ryan Williams, vs. NC State, 2009
Had 20-29 carries.....	25, J.C. Coleman, vs. Cincinnati, 2014
Had two players with 20+ carries.....	Logan Thomas (23) & Trey Edmunds (22) vs. Marshall, 2013
Rushed for 6 TDs.....	Tommy Francisco, vs. VMI, 1966
Rushed for 5 TDs.....	Lee Suggs, @ UCF, 2000
Rushed for 4 TDs.....	Trey Edmunds, @ Miami, 2013
Rushed for 3 TDs.....	David Wilson, vs. Appalachian State, 2011

Rushed for 2 TDs.....	Logan Thomas, vs. Marshall, 2013
Passed for 500+ yards.....	504, Bryan Randall, @ Syracuse, 2002
Passed for 300-499 yards.....	345, Michael Brewer, Boston College, 2014
Passed for 200-299 yards.....	220, Brenden Motley, @ Purdue, 2015
Two QBs each pass for 100+ yards.....	vs. Appalachian State, 2011 (Logan Thomas, 149 yds. & Mark Leal, 113 yds.)
Passed for 5 TDs.....	Bryan Randall, @ Syracuse, 2002
Passed for 4 TDs.....	Bryan Randall, vs. Florida A&M, 2004
Passed for 3 TDs.....	Michael Brewer, vs. East Carolina, 2014
Passed for 2 TDs.....	Brenden Motley, @ Purdue, 2015
Two QBs with 2 TD passes apiece.....	Logan Thomas and Mark Leal vs. Appalachian State, 2011
Had 50+ pass attempts.....	56, Michael Brewer, vs. East Carolina, 2014
Had 40-49 pass attempts.....	45, Michael Brewer, @ Pittsburgh, 2014
Had 30-39 pass attempts.....	33, Michael Brewer, vs. Virginia, 2014
Had 20-29 pass attempts.....	23, Brenden Motley, @ Purdue, 2015
Had 30+ pass completions.....	31, Michael Brewer, vs. Boston College, 2014
Had 20-29 pass comps.....	26, Michael Brewer, @ Pittsburgh, 2014
QB rush/pass for 100 yards.....	Logan Thomas, @ Miami, 2012 (124 rush, 199 pass)
Had 10+ receptions.....	10, Jarrett Boykin, vs. North Carolina, 2011
Had 250+ yards receiving.....	279, Ernest Wilford, @ Syracuse, 2002
Had 200-249 yards rec.....	213, Ricky Scales, @ Wake Forest, 1972
Had 100+ yards receiving.....	114, Isaiah Ford, vs. Georgia Tech, 2014
Two players with 100+ receiving.....	@ Miami, 2013 Joshua Stanford (107) & Willie Byrn (103)
Had 4 TD receptions.....	Ernest Wilford @ Syracuse, 2002
Had 3 TD receptions.....	Antonio Freeman, vs. Temple, 1993
Had 2 TD receptions.....	Bucky Hodges, @ Purdue, 2015
Intercepted 3 passes.....	Kendall Fuller, vs. Duke, 2013
Intercepted 2 passes.....	Brandon Facyson, @ East Carolina, 2013
Returned a KO for TD.....	Demitri Knowles, @ UNC, 2012
Returned punt for TD.....	Kyshoen Jarrett, @ Pittsburgh, 2012
Returned an INT for TD.....	Andrew Motuapuaka, vs. Furman, 2015
Returned a fumble for TD.....	Chuck Clark, @Purdue, 2015
Returned blocked punt for TD.....	Adonis Alexander, @ Purdue, 2015
Returned blocked FG for TD.....	D.J. Parker, vs. GT, 2005
Returned blocked PAT for 2 pts.....	Stephan Virgil, vs. ECU, 2008
Blocked an extra point.....	Dadi Nicolas, vs. Miami, 2014
Blocked a FG.....	Dadi Nicolas, @ Pittsburgh, 2014
Blocked a punt.....	Terrell Edmunds, vs. Purdue, 2015
Scored a def. and special teams TD in a game.....	DeAngelo Hall vs. Arkansas St., 2002 (49-yd. INT & 69-yd. PR)
Returned two punts for TDs.....	DeAngelo Hall vs. Syracuse, 2003 (58 & 60 yds.)
Successful 2-point conversion.....	vs. Georgia Tech, 2014 Bucky Hodges pass from Michael Brewer
Made 6 FGs.....	Mickey Thomas, vs. Vanderbilt, 1989
Made 5 FGs.....	Chris Kinzer, vs. Vanderbilt, 1986
Made 4 FGs.....	Joey Slye, vs. Cincinnati, 2014
Made 3 FGs.....	Joey Slye, @ Purdue, 2015
Kicked a 60+ FG.....	61, Wayne Latimer, vs. Florida St., 1975
Kicked a 50-59 FG.....	56, Cody Journell, @ Boston College, 2013
Kicked a 40-49 FG.....	46, Joey Slye, vs. Ohio State, 2015
Kicked two 40+ yards FGs in one game.....	Joey Slye, vs. Purdue, 2015
Kicked a 70+ punt.....	75, Michael Branthover, @ Duke, 2011
Kicked a 60-69 punt.....	60, A.J. Hughes, vs. Boston College, 2014

THE LAST TIME AN OPPOSING TEAM OR PLAYER ...

TEAM

Scored 70+ points.....77, Alabama 1973
 Scored 60-69 points66, Washington & Lee, 1951
 Scored 50-59 points52, California, 2003
 Scored 40-49 points42, No. 1 Ohio State, 2015

Rushed for 500+ yards.....748, Alabama, 1973
 Rushed for 400-499 yards461, Alabama, 1972
 Rushed for 300-399 yards360, No. 1 Ohio State, 2015
 Rushed for 200-299 yards258, Boston College, 2014
 Had 50-99 yards rushing74, Wake Forest, 2014
 Had FEWER than 50 yards rushing.....38, Virginia, 2014

Passed for 500+ yards..... NEVER
 Passed for 400-499 yards427, East Carolina, 2014
 Passed for 350-399 yards324, Miami, 2013
 Had 50-99 yards passing92, Miami, 2014
 Had FEWER than 50 yards passing.....20, Duke, 2008

Had 800+ yards in total offense.....833, Alabama, 1973
 Had 700-799 yards in total offense NEVER
 Had 600-699 yards in total offense604, Syracuse, 2002
 Had 500-599 yards in total offense572, No.1 Ohio State, 2015

Recorded a safety Boston College [2], 2008
 Recorded a defensive TD.....Purdue, 2015
 Shut out Tech Cincinnati, 1995
 Blocked two kicks in a gameDuke, 2006
 Scored a special teams TDAlabama, 2013
 Scored defensive & special teams TD.....Alabama, 2013

INDIVIDUAL

Rushed for 200+ yards.....249, Duke Johnson, Miami, 2014
 Rushed for 150-199 yards165, Justin Thomas, Georgia Tech, 2014
 Rushed for 100-149 yards122, Ezekiel Elliot, Ohio State, 2015
 Two players rushed for 100 yards2015
 (124) & (102)

Three players rushed for 100 yards..... NEVER
 Had 40+ carries44, Paul Palmer, Temple, 1986
 Had 35-39 carries38, Derrick Knight, Boston College, 2003
 Rushed for 6 TDs..... Willis McGahee, Miami, 2002
 Rushed for 5 TDs..... NEVER
 Rushed for 4 TDs..... Chris Brantley, Rutgers, 1992
 Rushed for 3 TDs..... Tevin Washington, Georgia Tech, 2011
 Rushed for 2 TDs..... Gus Edwards, Miami, 2014

Passed for 500+ yards..... NEVER
 Passed for 400-499 yards427, Shane Carden, East Carolina, 2014
 Passed for 300-399 yards324, Stephen Morris, Miami, 2013
 Passed for 5 TDs..... NEVER
 Passed for 4 TDs..... Andrew Luck, Stanford, 2011
 Passed for 3 TDs..... Shane Carden, East Carolina, 2014
 Had 50+ pass attempts.....52, Matt Ryan, Boston College, 2007
 Had 40-49 pass attempts40, Anthony Boone, Duke, 2014
 Had 30-39 pass attempts32, Greyson Lambert, Virginia, 2014
 Had 30+ pass completions30, Dominique Davis, ECU, 2010
 Had 20-29 pass comps23, Shane Carden, East Carolina, 2014
 QB rush/pass for 100 yardsCardale Jones, Ohio State, 2015
 186 yds passing, 102 yds rushing

Had 11+ receptions13, Andre Callender, Boston College, 2007
 Had 250+ yards receiving NEVER
 Had 200-249 yards receiving224, Cam Worthy, East Carolina, 2014
 Had 100+ yards receivingTwo players, Cincinnati, 2014
 Two players w/100+ yards receiving.....103, Chris Moore &
 100, Shaq Washington, Cincinnati, 2014

Had 4 TD receptions..... Chris Brantley, Rutgers, 1992
 Had 3 TD receptions..... Coby Fleener, Stanford, 2011
 Had 2 TD receptions.....Chris Moore, Cincinnati, 2014

Intercepted 3 passes Aaron Beasley, West Virginia, 1994
 Intercepted 2 passesJosh Hawkins, East Carolina, 2014

Returned a KO for TD Christion Jones, Alabama, 2013
 Returned punt for TD William Likely, Maryland, 2013
 Returned an INT for TD David Dean, Virginia, 2014
 Returned/recovered a fumble for TD Ezechukwu, Purdue, 2015
 Returned blocked punt for TD..... T.J. Lee, East Carolina, 2008
 Returned blocked FG for TD NEVER
 Returned blocked PAT for 2 pts Nigel Bradham, FSU, 2010
 Blocked an extra point Richard Ash, Western Michigan, 2014
 Blocked a FG Connor Wujciak, Boston College, 2014
 Blocked a punt Gabriel Terry, Miami, 2012
 2-point conversion Florida State, 2012
 Nick O'Leary pass from E.J. Manuel

Made 6 FGs..... NEVER
 Made 5 FGs..... Alex Henery, Nebraska, 2009
 Made 4 FGs..... Will Snyderwine, Duke, 2009
 Made 3 FGs..... Ross Martin, Duke, 2014
 Kicked a 60+ FG NEVER
 Kicked a 50-59 FG53, Ross Martin, Duke, 2013
 Kicked two 50+ FGs51 & 53, Ross Martin, Duke, 2013
 Kicked a 40-49 FG45, J.C. Hollingsworth, Furman, 2015

Kicked a 70+ punt76, Alex Henery, Nebraska, 2009
 Kicked a 60-69 punt60, Alexander Kinal, Wake Forest, 2014

TURNOVERS

The Last Time Tech ...

Lost two fumblesVirginia, 2014
 Lost three fumblesMiami, 2014
 Lost four fumblesMiami, 2005
 Lost five or more fumbles.....5, Kentucky, 1977

Threw three interceptionsvs. Georgia Tech, 2014
 Threw four interceptionsvs. Duke, 2013
 Threw five interceptions.....vs. Virginia, 1994
 Threw six or more interceptions7, vs. Florida St., 1959

The Last Time an Opponent ...

Lost two fumblesOhio State, 2015
 Lost three fumblesNC State, 2009
 Lost four fumblesArkansas St., 2002
 Lost five or more fumbles.....5, Clemson, 1985

Threw three interceptionsOhio State, 2014
 Threw four interceptionsDuke, 2013
 Threw five interceptions.....Georgia Tech, 2007
 Threw six or more interceptions6, Rutgers, 1998

GAME ONE

 No. 1	OHIO STATE	42
	VIRGINIA TECH	24

Lane Stadium • Blacksburg, Va. • September 7, 2015 • Attendance: 65,632

BLACKSBURG, Va. —Ohio State quarterback Cardale Jones threw two touchdown passes and rushed for 99 yards, as the No. 1-ranked Buckeyes rallied from a small halftime deficit to defeat Virginia Tech 42-24 at Lane Stadium on Monday night.

Jones had a touchdown pass and a touchdown run in the second half, helping the Buckeyes avenge last season's 35-21 loss to the Hokies in Columbus, Ohio. Behind Jones, Ohio State amassed 572 yards of total offense.

Worse than the loss, Hokies quarterback Michael Brewer fractured his collarbone in the third quarter. He will undergo surgery on Tuesday and will miss at least 4-8 weeks.

Tech trailed 14-0, but rallied to take a 17-14 lead at halftime, scoring two second-quarter touchdowns. A 51-yard touchdown pass from Brewer to Sam Rogers got the Hokies on the board, and Tech cut the lead to 14-10 on Joey Slye's 46-yard field goal. Tech then took the lead on a 1-yard pass from Brewer to tight end Ryan Malleck with 15 seconds left in the first half.

Ohio State, though, quickly grabbed the lead in the second half, scoring on a 54-yard pass from Jones to Braxton Miller, a quarterback who missed last season because of an injury and was moved to receiver this past spring. On the ensuing possession, Brewer took a shot while attempting a pass and had to be helped from the field.

After Brewer's injury, the Hokies didn't amount much in the way of offense behind untested backup Brenden Motley. Tech amassed just 77 yards of offense after Brewer left the game, though Motley did throw a touchdown pass late in the game to Isaiah Ford.

Miller gave the Buckeyes a 28-17 lead on a 53-yard touchdown run with 2:05 left in the third quarter. Jones' 10-yard touchdown run with 12:26 left in the game essentially put the game away.

Jones completed 9 of 18 for 186 yards, with two touchdowns and an interception. Ezekiel Elliott rushed for 122 yards on 11 carries, including an 80-yard touchdown run, and Miller rushed for 62 yards on six carries and a touchdown. He also caught two passes for 72 yards and a score.

Brewer completed 11 of 16 for 156 yards and two touchdowns for the Hokies. Motley completed 4 of 9 for 36 yards, with a touchdown and an interception.

GAME NOTES

- Five true freshman saw action vs. Ohio State for the Hokies.
- Tech sold out its first home game since (10/5/13) vs. UNC (attendance of 65,632)
- Michael Brewer had a career-long 51 yard pass for a touchdown to Sam Rogers
- Brendan Motley set career-highs in passing attempts (9), completions (4), yards (36) and his first TD.

FINAL STATISTICS

	1	2	3	4	F
OHIO STATE	14	0	14	14	- 42
VIRGINIA TECH	0	17	0	7	- 24

OSU (9:44 re 1st) - Curtis 24 pass from Jones (Willoughby kick)
 OSU (6:39 re 1st) - Elliott 80 yard run (Willoughby kick)
 VT (13:13 re 2nd) - Rogers 51 yard pass from Brewer (Slye kick)
 VT (7:05 re 2nd) - Slye 46 yard field goal
 VT (0:15 2nd) - Malleck 1 yard pass from Brewer (Slye kick)
 OSU (13:53 3rd) - Miller 54 yard pass from Jones (Willoughby kick)

OSU (02:05 re 3rd) - Miller 53 yard rush (Willoughby kick)
 OSU (11:40 re 4th) - Jones 10 yard rush (Willoughby kick)
 OSU (8:14 re 4th) - Thomas 24 yard pass from Jones10 (Willoughby kick)
 VT (1:55 re 4th) - Ford 17 yard pass from Motley (Slye kick)

TEAM STATS

	VT	OSU
First downs	18	21
Rushing yds.	44-128	37-360
Passing yds.	192	212
Return yds.	75	13
Passes	15-25-1	9-18-1
Punts-avg.	7-43.1	3-38.7
Fumbles-lost	1-1	2-2
Penalties-yds.	5-50	6-58
Time of poss.	32:52	27:08


INDIVIDUAL STATS

Rushing — VT, Rogers 3-23, McMillian 6-27, Coleman 12-43, Motley 7-30, Edmunds 11-31, Brewer 4-9, Stroman 1-(-4); OSU, Barrett 1-40, Elliott 11-124, Jones 13-99, Miller 6-62, Dunn 1-12, Ball 3-16, Samuel 1-10, Team 1-(-1)).

Passing — VT, Brewer 11-16-0 156, Motley 4-9-1 36; OSU, Jones 9-18-1 186, Barrett 1-1-0 26.

Receiving — VT, Malleck 4-48, Rogers 3-66, Ford 3-61, Phillips 2-4, McMillian 2-5, Edmunds 1-8; OSU, Miller 2-78, Thomas 2-46, Elliot 2-16, Samuel 2-32, Dixon 1-29, Vannett 1-11

GAME TWO

	FURMAN	3
	VIRGINIA TECH	42

Lane Stadium • Blacksburg, Va. • September 12, 2015 • Attendance: 60,118

BLACKSBURG, Va. — Coming off a short week and playing a quarterback who came into the season as the backup left Virginia Tech fans feeling that disaster loomed on the horizon.

But Brenden Motley took away those doubts.

Making his first collegiate start, Motley threw two touchdown passes and rushed for a touchdown to lead the Hokies past Furman 42-3 on Saturday afternoon.

Motley started in place of injured Michael Brewer, who broke his collarbone in the Hokies' Monday night loss to No. 1 Ohio State. Brewer underwent surgery on Tuesday and is expected to miss the next 4-6 weeks, perhaps longer.

Enter Motley, a redshirt junior who played his high school ball at nearby Christiansburg High School. He completed 16 of 24 passes for 233 yards, and he also rushed for 38 yards on four carries.

Mostly behind Motley, Virginia Tech (1-1) finished with 583 yards of total offense, the Hokies' most in a game since 2010 and their most under offensive coordinator Scot Loeffler, who took over in 2013. Virginia Tech had a balanced attack, running for 299 yards and throwing for 284. Much of that came in the second half. The Hokies had 371 yards in the final 30 minutes, including 200 on the ground.

Tech led 14-0 and broke open the game with three third-quarter touchdowns. He threw 1-yard and 32-yard touchdown passes to Isaiah Ford sandwiched around a 1-yard touchdown run by Trey Edmunds — his first touchdown run since November of 2013.

Those touchdowns gave the Hokies a 35-3 advantage going to the fourth quarter. Tech's final score came on a 4-yard run by freshman Dwayne Lawson, arguably the Hokies' top recruit in the 2015 class.

Andrew Motuapuaka's interception return for a touchdown — his second career touchdown — headlined a Tech defense that forced three turnovers and held Furman to 254 yards.

Travon McMillian paced the Hokies' rushing attack with 98 yards on six carries, while Lawson finished with 51 on nine carries. Cam Phillips and Ford each caught five passes for 86 and 77 yards, respectively.

GAME NOTES

- Isaiah Ford tied a career-high with two TD receptions
- Tech had its most offensive yards under Scot Loeffler with 583. Most since a 2010 win over Wake Forest
- Brenden Motley made his first career start and set career-highs in passing attempts (24), completions (16), yards and TDs (2).
- Freshman Travon McMillian ran for a team-high and a career-high 98 yards

FINAL STATISTICS

	1	2	3	4	F
FURMAN	0	0	3	0	- 3
VIRGINIA TECH	7	7	21	7	- 42

VT (08:49 re 1st) - Motuapuaka 18 yd Interception (Slye Kick)
 VT (13:53 re 2nd) - Motley 4 yd Rush (Joey Slye Kick)
 VT (12:45 re 3rd) - Ford 1 yd Pass From Motley (Iye Kick)
 FUR (09:42 re 3rd) - Hollingsworth 49-yard FG
 VT (6:07 re 3rd) - Edmunds 1 yd Rush (Santamaria Kick)
 VT (4:48 re 3rd) - Ford 32 yd Pass From Motley (Santamaria Kick)
 VT (05:15 re 4th) - Lawson 4 yd Rush (Santamaria Kick)

INDIVIDUAL STATS

Rushing — VT, McMillian 6-98, Coleman 3-15, Motley 4-38, Edmunds 9-41, Lawson 9-51, Durkin 4-25, McKenzie 5-24, Ford 1-7; FURMAN, Luke 10-79, Wilcox 4-21, Cain 6-16, Blazejowski 4-12, Robinson 1-7, Hannon 13-3, Sanders 2-0, Suttles 1-(-2)



Passing — VT, Motley 16-24-0 233, Lawson 3-7-0 51; FURMAN, Hannon 7-21-2 84, Blazejowski 2-4-0 34, TEAM 0-1-0

Receiving - VT, Phillips 5-86, Ford 5-77, Hodges 2-48, McMillian 2-11, Malleck 2-11, Cline 1-31, Asante 1-13, Knowles 1-7; FURMAN, Suttles 3-29, Schumpert 2-23, Snellings 2-23, Mall 1-27, Wilcox 1-11, Luke 0-5

TEAM STATS

	VT	FURMAN
First downs	25	17
Rushing yds.	41-299	41-136
Passing yds.	284	118
Return yds.	28	0
Passes	19-31-0	9-26-2
Punts-avg.	4-39.8	7-36.4
Fumbles-lost	0-0	2-1
Penalties-yds.	11-114	6-50
Time of poss.	29:22	30:38

GAME THREE

	VIRGINIA TECH	51
	PURDUE	24

Ross-Ade Stadium • West Lafayette, Ind. • September 19, 2015 • Attendance: 45,759

WEST LAFAYETTE, Ind. — Tech quarterback Brenden Motley threw two touchdown passes and ran for one, and Tech's defense and special teams also scored as the Hokies pulled away from the Boilermakers 51-24 at Ross-Ade Stadium on Saturday afternoon.

With the win, Tech moved to 2-1 on the season. Purdue fell to 1-2.

Motley, making his second straight in place of injured quarterback Michael Brewer, completed 15 of 23 for 220 yards, with the touchdown and no interceptions. Behind Motley, Tech amassed 471 yards of total offense — a balanced 238 rushing and 233 passing — and played the main role in the Hokies scoring 27 straight points to break open a close game.

Defensively, Chuck Clark returned a fumble for a touchdown for the Hokies, and Terrell Edmunds' blocked punt in the third quarter was returned by Anthony Shegog for a touchdown.

This game marked the first time since the Clemson game in 2007 that the Hokies scored in all three phases of the game.

Tech grabbed the lead for good on a 5-yard touchdown run by Motley with 1:08 left in the first half that gave the Hokies a 24-17 edge. The Hokies then put the game away with 17 third-quarter points.

An 82-yard kickoff return by Der'Woun Greene to open the second half led to a 42-yard field goal by Joey Slye that gave the Hokies a 27-17 lead. Then on Tech's next possession, a 42-yard drive ended when J.C. Coleman scored from a yard out. Slye's extra point gave Tech a 34-17 bulge with 5:10 left in the third quarter.

The Hokies closed the quarter with Edmunds' blocked punt. Shegog picked up the loose ball and ran it back 15 yards for a touchdown, and Slye's extra point gave the Hokies a 41-17 advantage with a minute left in the quarter.

Slye added a field goal in the fourth quarter and a 3-yard touchdown pass from Motley to Bucky Hodges — their second hookup of the day — accounted for the final margin.

Tech's defense held the Boilermakers to just 265 yards of offense. Purdue quarterback Austin Appleby completed just 9 of 28 for 110 yards, with two interceptions.

Slye made three field goals for the Hokies, who also got six receptions and 128 yards from Isaiah Ford. Trey Edmunds paced Tech's 238-yard rushing day with 72 yards on nine carries.

GAME NOTES

- This game marked the first time since the Clemson game in 2007 that the Hokies scored in all three phases of the game.
- It was the highest point total for Tech since they had 52 points against Wake Forest in 2010.
- Most points in back-to-back games since 2010 against Central Michigan and Wake Forest.
- Bucky Hodges had a career-high two TD receptions. Had one TD catch seven previous times in his career.

FINAL STATISTICS

	1	2	3	4	F
VIRGINIA TECH	10	14	17	10	- 51
PURDUE	7	10	0	7	- 24

VT (10:53 re 1st) - 35-yard FG by Slye
 VT (10:02 re 1st) - Clark 20-yard fumble return (Slye kick)
 PUR (06:56 re 1st) - Appleby 2-yard rush (Griggs kick)
 PUR (14:03 re 2nd) - Ezechukwu 90 yd fumble return
 PUR (02:24 re 2nd) - Griggs, Paul 34 yd field goal
 VT (01:08 re 2nd) - Brenden Motley 5 yd Rush (Slye Kick)
 VT (13:53 re 3rd) - Slye 42 yd field goal

VT (05:10 re 3rd) - Coleman 1 yd rush (Slye kick)
 VT (1:00 re 3rd) - Shegog 15 yd Blocked Punt Return (Slye Kick)
 VT (13:34 re 4th) - Slye 46 yd field goal
 PUR (07:02 re 4th) - Jones 60 yd Rush (Griggs Kick)
 VT (02:04 re 4th) - Hodges 3 yd pass from Motley (Slye kick)

INDIVIDUAL STATS

TEAM STATS

	VT	PURDUE
First downs	20	9
Rushing yds.	56-238	29-144
Passing yds.	233	121
Return yds.	186	87
Passes	16-26-0	12-35-2
Punts-avg.	5-41.6	7-42.3
Fumbles-lost	5-1	2-1
Penalties-yds.	11-87	10-79
Time of poss.	38:11	21:49

Rushing — VT, Edmunds 9-72, McMillian 9-55, Coleman 10-46, , Motley 15-24, Lawson 4-5, McKenzie 8-26, Rogers 1-15; PURDUE, Jones 6-90, Burgess 1-29, Knox 8-16, Appleby 13-11, TEAM 1-(-2)

Passing — VT, Motley 15-23-0 220, Lawson 0-1-0-0; PURDUE, Appleby 9-28-2 110, Blough 3-7-0 11

Receiving - VT, Ford 6-128, Phillips 3-26, Hodges 3-11, Rogers 2-15, Malleck 1-40, Motley 1-13; PURDUE, Anthop 3-43, Herdman 2-13, Posey 2-27, Yancey 2-24, Jones 1-1, Phillips 1-3, Knox 1-8

VIRGINIA TECH FOOTBALL - 2015 SEASON

as of September 13, 2015

RECORD	OVERALL	HOME	AWAY	NEUTRAL
ALL GAMES	2-1	1-1	1-0	0-0
CONFERENCE	0-0	0-0	0-0	0-0
NON-CONFERENCE	2-1	1-1	1-0	0-0

DATE	OPPONENT	LOCATION	TV	SCORE	ATTEND
Sep 07, 2015	(1/1) Ohio State	Blacksburg, Va.	ESPN	L 24-42	65,632
Sep 12, 2015	Furman	Blacksburg, Va.	ESPN3	W 42-3	60,118
Sep 19, 2015	at Purdue	West Lafayette, Ind.	ESPNU	W 42-3	45,759
Sep 26, 2015	at East Carolina	Greenville, N.C.	ABC/ESPN2	3:30 p.m.	
* Oct 03, 2015	Pittsburgh	Blacksburg, Va.		TBA	
* Oct 09, 2015	NC State	Blacksburg, Va.	ESPN	8 p.m.	
* Oct 17, 2015	at Miami	Miami Gardens, Fla.		TBA	
* Oct 24, 2015	Duke	Blacksburg, Va.		TBA	
* Oct 31, 2015	at Boston College	Chestnut Hill, Mass.		TBA	
* Nov 12, 2015	at Georgia Tech	Atlanta, Ga.	ESPN	7:30 p.m.	
* Nov 21, 2015	North Carolina	Blacksburg, Va.		TBA	
* Nov 28, 2015	at Virginia	Charlottesville, Va.		TBA	
! Dec 05, 2015	ACC Championship	Charlotte, N.C.		TBA	

* - Atlantic Coast Conference Game Rankings: (AP/Coaches)

RUSHING	GP	ATT	GAIN	LOSS	NET	AVG	TD	LONG	AVG
Travon McMillian	3	21	184	5	179	8.5	0	63	59.7
Trey Edmunds	3	29	145	9	136	4.7	1	35	45.3
J.C. Coleman	3	25	104	0	104	4.2	1	10	34.7
Brenden Motley	3	26	119	40	79	3.0	2	20	26.3
Dwayne Lawson	2	13	56	5	51	3.9	1	10	25.5
Shai McKenzie	2	13	51	1	50	3.8	0	11	25.0
Sam Rogers	3	4	38	0	38	9.5	0	16	12.7
Chris Durkin	2	4	25	0	25	6.2	0	9	12.5
Isaiah Ford	3	1	7	0	7	7.0	0	7	2.3
Michael Brewer	1	4	9	9	0	0.0	0	6	0.0
Greg Stroman	3	1	0	4	-4	-4.0	0	0	-1.3
TOTAL	3	141	738	73	665	4.7	5	63	221.7
OPPONENTS	3	106	706	67	639	6.0	5	80	213.0

PASSING	GP	EFFIC	ATT-CMP-INT	PCT	YDS	TD	LONG	AVG/G
Brenden Motley	3	158.91	35-57-1	61.4	489	5	61	163.0
Michael Brewer	1	191.90	11-16-0	68.8	156	2	51	156.0
Dwayne Lawson	2	91.05	3-8-0	37.5	51	0	31	25.5
Sam Rogers	3	209.20	1-1-0	100.0	13	0	13	4.3
TOTAL	3	159.34	50-82-1	61.0	709	7	61	236.3
OPPONENTS	3	86.26	32-81-5	39.5	452	3	54	150.7

RECEIVING	GP	NO	YDS	AVG	TD	LONG	AVG
Isaiah Ford	3	14	266	19.0	3	61	88.7
Cam Phillips	3	10	116	11.6	0	29	38.7
Ryan Malleck	3	7	99	14.1	1	40	33.0
Sam Rogers	3	5	81	16.2	1	51	27.0
Bucky Hodges	3	5	59	11.8	2	46	19.7
Travon McMillian	3	4	16	4.0	0	9	5.3
Kalvin Cline	3	1	31	31.0	0	31	10.3
Kevin Asante	3	1	13	13.0	0	13	4.3
Brenden Motley	3	1	13	13.0	0	13	4.3
Trey Edmunds	3	1	8	8.0	0	8	2.7
Demitri Knowles	2	1	7	7.0	0	7	3.5
TOTAL	3	50	709	14.2	7	61	236.3
OPPONENTS	3	32	452	14.1	3	54	150.7

TEAM STATISTICS	HOKIES	OPPONENT
SCORING	117	69
Points Per Game	39.0	23.0
Points Off Turnovers	38	21
FIRST DOWNS	63	47
Rushing	35	23
Passing	26	18
Penalty	2	6
RUSHING YARDAGE	665	639
Yards gained rushing	738	706
Yards lost rushing	73	67
Rushing Attempts	141	106
Average Per Rush	4.7	6.0
Average Per Game	221.7	213.0
TDs Rushing	5	5
PASSING YARDAGE	709	452
Comp-Att-Int	50-82-1	32-81-5
Average Per Pass	8.6	5.6
Average Per Catch	14.2	14.1
Average Per Game	236.3	150.7
TDs Passing	7	3
TOTAL OFFENSE	1374	1091
Total Plays	223	187
Average Per Play	6.2	5.8
Average Per Game	458.0	363.7
KICK RETURNS: #-Yards	8-219	7-108
PUNT RETURNS: #-Yards	8-70	2-13
INT RETURNS: #-Yards	5-14	1-0
KICK RETURN AVERAGE	27.4	15.4
PUNT RETURN AVERAGE	8.8	6.5
INT RETURN AVERAGE	2.8	0.0
FUMBLES-LOST	6-2	6-4
PENALTIES-Yards	27-251	22-187
Average Per Game	83.7	62.3
PUNTS-Yards	16-669	17-667
Average Per Punt	41.8	39.2
Net punt average	37.2	35.1
KICKOFFS-Yards	21-1288	13-805
Average Per Kick	61.3	61.9
Net kick average	39.5	37.4
TIME OF POSSESSION/Game	33:28	26:32
3RD-DOWN Conversions	19/45	8/39
3rd-Down Pct	42%	21%
4TH-DOWN Conversions	2/3	4/8
4th-Down Pct	67%	50%
SACKS BY-Yards	5-39	6-39
MISC YARDS	0	0
TOUCHDOWNS SCORED	15	9
FIELD GOALS-ATTEMPTS	4-8	2-3
ON-SIDE KICKS	0-1	0-1
RED-ZONE SCORES	(12-15) 80%	(3-4) 75%
RED-ZONE TOUCHDOWNS	(10-15) 67%	(2-4) 50%
PAT-ATTEMPTS	(15-15) 100%	(9-9) 100%

ATTENDANCE	HOKIES	OPPONENT
TOTAL	125750	45759
Games/Avg Per Game	2/62875	1/45759
Neutral Site Games		0/0

SCORE BY QUARTERS	1ST	2ND	3RD	4TH	TOTAL
Virginia Tech	17	38	38	24	117
Opponents	21	10	17	21	69

PUNT RETURNS	NO.	YDS	AVG	TD	LONG
Greg Stroman	7	36	5.1	0	29
Terrell Edmunds	1	19	19.0	0	0
Anthony Shegog	0	15	0.0	1	15
TOTAL	8	70	8.8	1	29
OPPONENTS	2	13	6.5	0	10

INTERCEPTIONS	NO.	YDS	AVG	TD	LONG
Adonis Alexander	2	-4	-2.0	0	0
Desmond Frye	1	0	0.0	0	0
Sean Huelskamp	1	0	0.0	0	0
Andrew Motuapuaka	1	18	18.0	1	18
TOTAL	5	14	2.8	1	18
OPPONENTS	1	0	0.0	0	0

KICK RETURNS	NO.	YDS	AVG	TD	LONG
Der'Woun Greene	3	134	44.7	0	82
Travon McMillian	3	57	19.0	0	24
Kevin Asante	2	28	14.0	0	15
TOTAL	8	219	27.4	0	82
OPPONENTS	7	108	15.4	0	24

FUMBLE RETURNS	NO	YDS	AVG	TD	ONG
Chuck Clark	1	20	20.0	1	20
TOTAL	1	20	20.0	1	20
OPPONENTS	2	91	45.5	1	90

FG SEQUENCE	VIRGINIA TECH	OPPONENTS
Ohio State	50,(46)	43
Furman	45,39	(49)
Purdue	(35),53,(42),(46)	(34)
East Carolina		
Pittsburgh		
NC State		
Miami		
Duke		
Boston College		
Georgia Tech		
North Carolina		
Virginia		
ACC Championship		

Numbers in (parentheses) indicate field goal was made.
Numbers in [brackets] indicate field goal was blocked.

PUNTING	NO	YDS	AVG	LONG	TB	FC	I20	50+	BLKD
A.J. Hughes	16	669	41.8	59	3	6	7	3	0
TOTAL	16	669	41.8	59	3	6	7	3	0
OPPONENTS	17	667	39.2	69	0	5	5	1	1

KICKOFFS	No.	Yds	Avg	TB	OB	Retn	Net	YdLn
Joey Slye	19	1188	62.5	14	0	74	40.2	24
Michael Santamaria	2	100	50.0	0	0	34	33.0	32
TOTAL	21	1288	61.3	14	0	108	39.5	25
OPPONENTS	13	805	61.9	4	1	219	37.4	27

SCORING	TD	FGS	PATS				DXP	SAFETY	POINTS
			KICK	RUSH	RCV	PASS			
Joey Slye	0	4-7	12-12	0-0	0	0-0	0	0	24
Isaiah Ford	3	0-0	0-0	0-0	0	0-0	0	0	18
Brenden Motley	2	0-0	0-0	0-0	0	0-0	0	0	12
Bucky Hodges	2	0-0	0-0	0-0	0	0-0	0	0	12
Ryan Malleck	1	0-0	0-0	0-0	0	0-0	0	0	6
Sam Rogers	1	0-0	0-0	0-0	0	0-0	0	0	6
Andrew Motuapuaka	1	0-0	0-0	0-0	0	0-0	0	0	6
Anthony Shegog	1	0-0	0-0	0-0	0	0-0	0	0	6
Chuck Clark	1	0-0	0-0	0-0	0	0-0	0	0	6
Trey Edmunds	1	0-0	0-0	0-0	0	0-0	0	0	6
Dwayne Lawson	1	0-0	0-0	0-0	0	0-0	0	0	6
J.C. Coleman	1	0-0	0-0	0-0	0	0-0	0	0	6
Michael Santamaria	0	0-1	3-3	0-0	0	0-0	0	0	3
TOTAL	15	4-8	15-15	0-0	0	0-0	0	0	117
OPPONENTS	9	2-3	9-9	0-0	0	0-0	0	0	69

TOTAL OFFENSE	G	PLAYS	RUSH	PASS	TOTAL	AVG/G
Brenden Motley	3	82	79	489	568	189.3
Travon McMillian	3	21	179	0	179	59.7
Michael Brewer	1	20	0	156	156	156.0
Trey Edmunds	3	29	136	0	136	45.3
J.C. Coleman	3	25	104	0	104	34.7
Dwayne Lawson	2	21	51	51	102	51.0
Sam Rogers	3	6	38	13	51	17.0
Shai McKenzie	2	13	50	0	50	25.0
Chris Durkin	2	4	25	0	25	12.5
Isaiah Ford	3	1	7	0	7	2.3
Greg Stroman	3	1	-4	0	-4	-1.3
TOTAL	3	223	665	709	1374	458.0
OPPONENTS	3	187	639	452	1091	363.7

FIELD GOALS	FGM-FGA	PCT	01-19	20-29	30-39	40-49	50-99	LG	BLK
Joey Slye	4-7	57.1	0-0	0-0	1-1	3-4	0-2	46	0
Michael Santamaria	0-1	0.0	0-0	0-0	0-1	0-0	0-0	0	0

ALL PURPOSE	G	RUSH	REC	PR	KOR	IR	TOT	AVG/G
Isaiah Ford	3	7	266	0	0	0	273	91.0
Travon McMillian	3	179	16	0	57	0	252	84.0
Trey Edmunds	3	136	8	0	0	0	144	48.0
Der'Woun Greene	3	0	0	0	134	0	134	44.7
Sam Rogers	3	38	81	0	0	0	119	39.7
Cam Phillips	3	0	116	0	0	0	116	38.7
J.C. Coleman	3	104	0	0	0	0	104	34.7
Ryan Malleck	3	0	99	0	0	0	99	33.0
Brenden Motley	3	79	13	0	0	0	92	30.7
Bucky Hodges	3	0	59	0	0	0	59	19.7
Dwayne Lawson	2	51	0	0	0	0	51	25.5
Shai McKenzie	2	50	0	0	0	0	50	25.0
Kevin Asante	3	0	13	0	28	0	41	13.7
Greg Stroman	3	-4	0	36	0	0	32	10.7
Kalvin Cline	3	0	31	0	0	0	31	10.3
Chris Durkin	2	25	0	0	0	0	25	12.5
Terrell Edmunds	3	0	0	19	0	0	19	6.3
Andrew Motuapuaka	2	0	0	0	0	18	18	9.0
Anthony Shegog	3	0	0	15	0	0	15	5.0
Demitri Knowles	2	0	7	0	0	0	7	3.5
Adonis Alexander	3	0	0	0	0	-4	-4	-1.3
TOTAL	3	665	709	70	219	14	1677	559.0
OPPONENTS	3	639	452	13	108	0	1212	404.0

DEFENSIVE STATISTICS

LEADERS	GP-GS	TACKLES			TFL/YDS	SACKS NO-YARDS	PASS DEF			FUMBLES		BLKD KICK	SAFETY
		SOLO	AST	TOTAL			INT-YDS	BRUP	QBH	RCV-YDS	FF		
19	Chuck Clark	3	15	12	27	0.5-0	.	1	.	1-20	.	.	.
40	Deon Clarke	3	10	4	14	2.5-9	1.0-6	3	2
26	Desmond Frye	3	5	8	13	.	.	1-0
37	Ronny Vandyke	3	4	8	12	1.0-1	.	.	.	1-0	.	.	.
36	Adonis Alexander	3	10	.	10	.	.	2--4	1
54	Andrew Motuapuaka	2	2	6	8	.	.	1-18	2
92	Luther Maddy	3	1	7	8	1.5-2
3	Greg Stroman	3	4	3	7	0.5-1	.	1
23	Der'Woun Greene	3	4	3	7	1	.	.
11	Kendall Fuller	3	3	4	7	1.0-6	1.0-6	1	.	.	1	.	.
40	Ken Ekanem	3	4	3	7	.	.	1	1
60	Woody Baron	3	4	2	6	3.5-20	2.0-16	.	1
38	Dahman McKinnon	3	2	4	6	1.0-1
90	Dadi Nicolas	3	2	3	5	.	.	.	2
99	Vinny Mihota	3	.	4	4
31	Brandon Facyson	3	2	2	4	.	.	3
56	Sean Huelskamp	3	2	1	3	.	.	1-0
6	Mook Reynolds	3	2	1	3	1-0	.	.	.
96	Corey Marshall	3	1	2	3	1.5-12	1.0-11	.	1	.	1	.	.
22	Terrell Edmunds	3	1	1	2	1	.
46	Joey Slye	3	1	1	2
49	Tremaine Edmunds	3	1	1	2
17	Jahque Alleyne	2	1	.	1
15	Joel Caleb	2	.	1	1
50	Erikk Banks	1	.	1	1
24	Anthony Shegog	3	1	.	1	1-0	.	.	.
50	Jamieon Moss	2	.	1	1
43	Seth Dooley	3	.	1	1
9	Brenden Motley	3	1	.	1
91	Steve Sobczak	3	.	1	1
59	Eddie D'Antuono	3	.	1	1
2	Donovan Riley	3	1	.	1	.	.	1
95	Nigel Williams	3	1
	TOTAL	3	84	86	170	13-52	5-39	5-14	13	9	4-20	3	1
	OPPONENTS	3	104	170	274	18.0-67	6-39	1-0	7	6	2-91	3	.

RUSHING TACKLES

PLAYER	NO.
Chuck Clark	21
Deon Clarke	12
Ronny Vandyke	10
Desmond Frye	9
Andrew Motuapuaka	8
Adonis Alexander	8
Luther Maddy	8
Ken Ekanem	7
Der'Woun Greene	5
Dadi Nicolas	5
Woody Baron	4
Dahman McKinnon	4
Vinny Mihota	4
Greg Stroman	4
Sean Huelskamp	3
Kendall Fuller	3
Mook Reynolds	2
Corey Marshall	2
Seth Dooley	1
Steve Sobczak	1
Terrell Edmunds	1
Brandon Facyson	1
TOTALS	123

PASSING TACKLES

PLAYER	NO
Chuck Clark	6
Desmond Frye	4
Brandon Facyson	3
Kendall Fuller	3
Greg Stroman	3
Adonis Alexander	2
Dahman McKinnon	1
Der'Woun Greene	1
Donovan Riley	1
Jahque Alleyne	1
Ronny Vandyke	1
Deon Clarke	1
Mook Reynolds	1
TOTALS	28

SPECIAL TEAMS TACKLES

PLAYER	TOTAL	KO	PUNT
Tremaine Edmunds	2	2	0
Joey Slye	2	2	0
Terrell Edmunds	1	1	0
Eddie D'Antuono	1	0	1
Jamieon Moss	1	0	1
Erikk Banks	1	1	0
Anthony Shegog	1	1	0
Dahman McKinnon	1	1	0
Joel Caleb	1	1	0
Ronny Vandyke	1	1	0
TOTALS	12	10	2

RED ZONE ANALYSIS

VIRGINIA TECH

DATE	OPPONENT	SCORE	TIME IN RZ	TIMES SCORED	TOTAL PTS	TDS	RUSH TDS	PASS TDS	FG MADE	FAILED TO SCORE INSIDE RZ					
										FG ATT	DOWNNS	INT	FUMB	HALF	GAME
Sep 07	(1/1) Ohio State	L 24-42	2	2	14	2	0	2	0	0	0	0	0	0	0
Sep 12	Furman	W 42-3	5	4	28	4	3	1	0	1	0	0	0	0	0
Sep 19	at Purdue	W 51-24	8	6	34	4	2	2	2	0	0	0	1	1	0
Sep 26	at East Carolina														
* Oct 03	Pittsburgh														
* Oct 09	NC State														
* Oct 17	at Miami														
* Oct 24	Duke														
* Oct 31	at Boston College														
* Nov 12	at Georgia Tech														
* Nov 21	North Carolina														
* Nov 28	at Virginia														
Dec 05	ACC Championship														
Totals 12 of 15 (80.0%)			15	12	76	10	5	5	2	1	0	0	1	1	0

OPPONENT

DATE	OPPONENT	SCORE	TIME IN RZ	TIMES SCORED	TOTAL PTS	TDS	RUSH TDS	PASS TDS	FG MADE	FAILED TO SCORE INSIDE RZ					
										FG ATT	DOWNNS	INT	FUMB	HALF	GAME
Sep 07	(1/1) Ohio State	L 24-42	2	1	7	1	1	0	0	1	0	0	0	0	0
Sep 12	Furman	W 42-3	0	0	0	0	0	0	0	0	0	0	0	0	0
Sep 19	at Purdue	W 51-24	2	2	10	1	1	0	1	0	0	0	0	0	0
Sep 26	at East Carolina														
* Oct 03	Pittsburgh														
* Oct 09	NC State														
* Oct 17	at Miami														
* Oct 24	Duke														
* Oct 31	at Boston College														
* Nov 12	at Georgia Tech														
* Nov 21	North Carolina														
* Nov 28	at Virginia														
Dec 05	ACC Championship														
Totals 3 of 4 (75.0%)			4	3	17	2	2	0	1	1	0	0	0	0	0

MONEY PLAYS

Money plays are defined as plays resulting in first down or a touchdown.

RUSHERS	1ST	TD	NO	ATT
Travon McMillian	9	0	9	21
Trey Edmunds	7	1	8	29
Brenden Motley	6	2	8	22
J.C. Coleman	3	1	4	25
Dwayne Lawson	3	1	3	12
Chris Durkin	2	0	2	4
Sam Rogers	2	0	2	4
Shai McKenzie	2	0	2	13
Michael Brewer	1	0	1	2
TOTALS	35	5	39	135

1st DOWN TOTALS	8	4	12	66
------------------------	----------	----------	-----------	-----------

2nd DOWN TOTALS	15	0	15	49
------------------------	-----------	----------	-----------	-----------

3rd DOWN TOTALS	10	1	10	18
------------------------	-----------	----------	-----------	-----------

4th DOWN TOTALS	2	0	2	2
------------------------	----------	----------	----------	----------

RECEPTIONS	1ST	TD	NO	REC
Isaiah Ford	11	3	12	14
Cam Phillips	6	0	6	10
Ryan Malleck	3	1	4	7
Bucky Hodges	1	2	3	5
Sam Rogers	2	1	2	5
Kevin Asante	1	0	1	1
Brenden Motley	1	0	1	1
Kalvin Cline	1	0	1	1
TOTALS	26	7	30	50

1st DOWN TOTALS	12	2	12	24
------------------------	-----------	----------	-----------	-----------

2nd DOWN TOTALS	7	3	9	14
------------------------	----------	----------	----------	-----------

3rd DOWN TOTALS	7	2	9	12
------------------------	----------	----------	----------	-----------

4th DOWN TOTALS	0	0	0	0
------------------------	----------	----------	----------	----------

DRIVE START AVERAGES

OBTAINED	HOKIES		OPPONENTS	
	#	AVG	#	AVG
Kickoff	14	32.1	22	26.8
Punt	17	32.2	16	21.0
Field goal	1	26.0	4	30.0
Fumble	4	63.8	2	28.5
Interception	5	57.0	1	25.0
Downs	4	63.0	1	32.0
ALL DRIVES	45	40.3	46	25.2

SUPERLATIVES

INDIVIDUAL GAME HIGHS

Rushes	15	Brenden Motley at Purdue (Sep 19, 2015)
Yards Rushing	98	Travon McMillian vs Furman (Sep 12, 2015)
TD Rushes	1	Trey Edmunds vs Furman (Sep 12, 2015)
		Brenden Motley vs Furman (Sep 12, 2015)
		Dwayne Lawson vs Furman (Sep 12, 2015)
		Brenden Motley at Purdue (Sep 19, 2015)
		J.C. Coleman at Purdue (Sep 19, 2015)
Long Rush	63	Travon McMillian vs Furman (Sep 12, 2015)
Pass attempts	24	Brenden Motley vs Furman (Sep 12, 2015)
Pass completions	16	Brenden Motley vs Furman (Sep 12, 2015)
Yards Passing	233	Brenden Motley vs Furman (Sep 12, 2015)
TD Passes	2	Michael Brewer vs Ohio State (Sep 07, 2015)
		Brenden Motley vs Furman (Sep 12, 2015)
		Brenden Motley at Purdue (Sep 19, 2015)
Long Pass	61	Brenden Motley at Purdue (Sep 19, 2015)
Receptions	6	Isaiah Ford at Purdue (Sep 19, 2015)
Yards Receiving	128	Isaiah Ford at Purdue (Sep 19, 2015)
TD Receptions	2	Isaiah Ford vs Furman (Sep 12, 2015)
		Bucky Hodges at Purdue (Sep 19, 2015)
Long Reception	61	Isaiah Ford at Purdue (Sep 19, 2015)
Field Goals	3	Joey Slye at Purdue (Sep 19, 2015)
Long Field Goal	46	Joey Slye vs Ohio State (Sep 07, 2015)
		Joey Slye at Purdue (Sep 19, 2015)
Punts	7	A.J. Hughes vs Ohio State (Sep 07, 2015)
Punting Avg	43.1	A.J. Hughes vs Ohio State (Sep 07, 2015)
Long Punt	59	A.J. Hughes vs Ohio State (Sep 07, 2015)
Punts inside 20	3	A.J. Hughes vs Ohio State (Sep 07, 2015)
		A.J. Hughes vs Furman (Sep 12, 2015)
Long Punt Return	29	Greg Stroman at Purdue (Sep 19, 2015)
Long Kickoff Return	82	Der'Woun Greene at Purdue (Sep 19, 2015)
Tackles	13	Chuck Clark vs Furman (Sep 12, 2015)
Sacks	1.0	Deon Clarke vs Furman (Sep 12, 2015)
		Woody Baron vs Furman (Sep 12, 2015)
		Corey Marshall vs Furman (Sep 12, 2015)
		Kendall Fuller at Purdue (Sep 19, 2015)
		Woody Baron at Purdue (Sep 19, 2015)
Tackles For Loss	2.5	Deon Clarke vs Furman (Sep 12, 2015)
		Woody Baron vs Furman (Sep 12, 2015)
Interceptions	1	Desmond Frye vs Ohio State (Sep 07, 2015)
		Adonis Alexander vs Furman (Sep 12, 2015)
		Andrew Motuapuaka vs Furman (Sep 12, 2015)
		Adonis Alexander at Purdue (Sep 19, 2015)
		Sean Huelskamp at Purdue (Sep 19, 2015)

TEAM GAME HIGHS

Rushes	56	at Purdue (Sep 19, 2015)
Yards Rushing	299	vs Furman (Sep 12, 2015)
Yards Per Rush	7.3	vs Furman (Sep 12, 2015)
TD Rushes	3	vs Furman (Sep 12, 2015)
Pass attempts	31	vs Furman (Sep 12, 2015)
Pass completions	19	vs Furman (Sep 12, 2015)
Yards Passing	284	vs Furman (Sep 12, 2015)
Yards Per Pass	9.2	vs Furman (Sep 12, 2015)
TD Passes	3	vs Ohio State (Sep 07, 2015)
Total Plays	82	at Purdue (Sep 19, 2015)
Total Offense	583	vs Furman (Sep 12, 2015)
Yards Per Play	8.1	vs Furman (Sep 12, 2015)
Points	51	at Purdue (Sep 19, 2015)
Sacks By	3	vs Furman (Sep 12, 2015)
First Downs	25	vs Furman (Sep 12, 2015)
Penalties	11	vs Furman (Sep 12, 2015)
		at Purdue (Sep 19, 2015)
Penalty Yards	114	vs Furman (Sep 12, 2015)
Turnovers	2	vs Ohio State (Sep 07, 2015)
Interceptions By	2	vs Furman (Sep 12, 2015)
		at Purdue (Sep 19, 2015)
Punts	7	vs Ohio State (Sep 07, 2015)
Punting Avg	43.1	vs Ohio State (Sep 07, 2015)
Long Punt	59	vs Ohio State (Sep 07, 2015)
Punts inside 20	3	vs Ohio State (Sep 07, 2015)
		vs Furman (Sep 12, 2015)
Long Punt Return	29	at Purdue (Sep 19, 2015)

OPPONENT INDIVIDUAL GAME HIGHS

Rushes	13	Jones, Cardale, vs Ohio State (Sep 07, 2015)
		Reese Hannon, vs Furman (Sep 12, 2015)
		Appleby, Austin, at Purdue (Sep 19, 2015)
Yards Rushing	122	Elliott, E, vs Ohio State (Sep 07, 2015)
TD Rushes	1	Miller, Braxton, vs Ohio State (Sep 07, 2015)
		Elliott, E, vs Ohio State (Sep 07, 2015)
		Jones, Cardale, vs Ohio State (Sep 07, 2015)
		Jones, Markell, at Purdue (Sep 19, 2015)
		Appleby, Austin, at Purdue (Sep 19, 2015)
Long Rush	80	Elliott, E, vs Ohio State (Sep 07, 2015)
Pass attempts	28	Appleby, Austin, at Purdue (Sep 19, 2015)
Pass completions	10	Jones, Cardale, vs Ohio State (Sep 07, 2015)
Yards Passing	187	Jones, Cardale, vs Ohio State (Sep 07, 2015)
TD Passes	2	Jones, Cardale, vs Ohio State (Sep 07, 2015)
Long Pass	54	Jones, Cardale, vs Ohio State (Sep 07, 2015)
Receptions	3	Miller, Braxton, vs Ohio State (Sep 07, 2015)
		Andrej Suttles, vs Furman (Sep 12, 2015)
		Anthrop, Danny, at Purdue (Sep 19, 2015)
Yards Receiving	79	Miller, Braxton, vs Ohio State (Sep 07, 2015)
TD Receptions	1	Miller, Braxton, vs Ohio State (Sep 07, 2015)
		Thomas, Michael, vs Ohio State (Sep 07, 2015)
		Samuel, Curtis, vs Ohio State (Sep 07, 2015)
Long Reception	54	Miller, Braxton, vs Ohio State (Sep 07, 2015)
Field Goals	1	Hollingsworth, vs Furman (Sep 12, 2015)
		Griggs, Paul, at Purdue (Sep 19, 2015)
Long Field Goal	49	Hollingsworth, vs Furman (Sep 12, 2015)
Punts	7	Hollingsworth, vs Furman (Sep 12, 2015)
Punting Avg	49.3	Schopper, Joe, at Purdue (Sep 19, 2015)
Long Punt	69	Schopper, Joe, at Purdue (Sep 19, 2015)
Punts inside 20	3	Hollingsworth, vs Furman (Sep 12, 2015)
Long Punt Return	10	Elliott, E, vs Ohio State (Sep 07, 2015)
Long Kickoff Return	24	Anthrop, Danny, at Purdue (Sep 19, 2015)
Tackles	12	Trey Robinson, vs Furman (Sep 12, 2015)
Sacks	1.5	Lewis, Tyquan, vs Ohio State (Sep 07, 2015)
Tackles For Loss	3.0	Bentley, at Purdue (Sep 19, 2015)
Interceptions	1	Powell, Tyvis, vs Ohio State (Sep 07, 2015)

OPPONENT TEAM GAME HIGHS

Rushes	41	vs Furman (Sep 12, 2015)
Yards Rushing	359	vs Ohio State (Sep 07, 2015)
Yards Per Rush	10.0	vs Ohio State (Sep 07, 2015)
TD Rushes	3	vs Ohio State (Sep 07, 2015)
Pass attempts	35	at Purdue (Sep 19, 2015)
Pass completions	12	at Purdue (Sep 19, 2015)
Yards Passing	213	vs Ohio State (Sep 07, 2015)
Yards Per Pass	10.6	vs Ohio State (Sep 07, 2015)
TD Passes	3	vs Ohio State (Sep 07, 2015)
Total Plays	67	vs Furman (Sep 12, 2015)
Total Offense	572	vs Ohio State (Sep 07, 2015)
Yards Per Play	10.2	vs Ohio State (Sep 07, 2015)
Points	42	vs Ohio State (Sep 07, 2015)
Sacks By	4	vs Ohio State (Sep 07, 2015)
First Downs	21	vs Ohio State (Sep 07, 2015)
Penalties	10	at Purdue (Sep 19, 2015)
Penalty Yards	79	at Purdue (Sep 19, 2015)
Turnovers	3	vs Ohio State (Sep 07, 2015)
		vs Furman (Sep 12, 2015)
		at Purdue (Sep 19, 2015)
Interceptions By	1	vs Ohio State (Sep 07, 2015)
Punts	7	vs Furman (Sep 12, 2015)
		at Purdue (Sep 19, 2015)
Punting Avg	42.3	at Purdue (Sep 19, 2015)
Long Punt	69	at Purdue (Sep 19, 2015)
Punts inside 20	3	vs Furman (Sep 12, 2015)
Long Punt Return	10	vs Ohio State (Sep 07, 2015)

20-YARD PLAYS

Yards	Type	Player(s)	Opponent
82	KR	Der'Woun Greene	Purdue

63	Rush	Travon McMillian	Furman
61	Pass	Isaiah Ford from Brenden Motley	Purdue

*51	Pass	Sam Rogers from Michael Brewer	Ohio State
-----	------	--------------------------------	------------

46	Pass	Bucky Hodges from Brenden Motley	Furman
40	Pass	Ryan Malleck from Brenden Motley	Purdue

36	Pass	Isaiah Ford from Michael Brewer	Ohio State
35	Rush	Trey Edmunds	Purdue
34	KR	Der'Woun Greene	Purdue
*32	Pass	Isaiah Ford from Brenden Motley	Furman
31	Pass	Kalvin Cline from Dwayne Lawson	Furman

29	PR	Greg Stroman	Purdue
29	Pass	Cam Phillips from Brenden Motley	Furman
25	Pass	Ryan Malleck from Michael Brewer	Ohio State
24	KR	Travon McMillian	Ohio State
23	Pass	Isaiah Ford from Brenden Motley	Furman
21	Pass	Cam Phillips from Brenden Motley	Furman
*20	FR	Chuck Clark	Purdue
20	Rush	Brenden Motley	Purdue

* Touchdown Scored On Play

LONG PLAYS BY THE NUMBERS

PLAYS	NO	TD
100+	0	0
90-99	0	0
80-89	1	0
70-79	0	0
60-69	2	0
50-59	1	1
40-49	2	0
30-39	5	1
20-29	8	1

LONG PLAYS BY TYPE	NO	TD
Rushing	3	0
Passing	11	2
Punt returns	1	0
Kick returns	3	0
Interceptions	0	0
Fumble returns	1	1
Other	0	0
TOTAL	19	3

LONGEST PLAYS OF THE YEAR

Rushing

63 Travon McMillian vs Furman Sept. 12

Rushing Touchdown

5 Brenden Motley vs Purdue Sept. 19

Passing

61 Isaiah Ford from Brenden Motley vs Purdue Sept. 19

Passing Touchdown

51 Sam Rogers from Michael Brewer vs Ohio State Sept. 7

Punt Return

29 Greg Stroman vs Purdue Sept. 19

Kick Return

82 Der'Woun Greene vs Purdue Sept. 19

Interception Return

18 Andrew Motuapuaka vs Furman Sept. 12

Fumble Return

20 Chuck Clark vs Purdue Sept. 19

Punt

59 A.J. Hughes vs Ohio State Sept. 7

Field Goal

46 Joey Slye vs Purdue Sept. 7

46 Joey Slye vs Ohio State Sept. 7

20-YARD PLUS PLAYS BY PLAYER

PLAYER	NO	TD	RUSH	PASS	KR	PR	IR	FR
Isaiah Ford	4	1	0	4	0	0	0	0
Ryan Malleck	2	0	0	2	0	0	0	0
Cam Phillips	2	0	0	2	0	0	0	0
Der'Woun Greene	2	0	0	0	2	0	0	0
Travon McMillian	2	0	1	0	1	0	0	0
Chuck Clark	1	1	0	0	0	0	0	1
Sam Rogers	1	1	0	1	0	0	0	0
Brenden Motley	1	0	1	0	0	0	0	0
Greg Stroman	1	0	0	0	0	1	0	0
Kalvin Cline	1	0	0	1	0	0	0	0
Bucky Hodges	1	0	0	1	0	0	0	0
Trey Edmunds	1	0	1	0	0	0	0	0
TOTAL	19	3	3	11	3	1	0	1

2015 VIRGINIA TECH SCORING DRIVES

Qtr.	Opp.	Scoring Play	Plays-Yds.-TOP
2	Ohio State	Rogers, S 51 Pass From Brewer, M (Slye, J)	6-74-2:46
2	Ohio State	FG Slye, J 46	7-27-4:02
2	Ohio State	Malleck, R 1 Pass From Brewer, M (Slye, J)	4-38-1:15
4	Ohio State	Ford, I 17 Pass From Motley, B (Slye, J)	7-41-2:58
1	Furman	Motuapuaka, A 18 Interception Return (Slye, J)	-
2	Furman	Motley, B 4 Rush (Slye, J)	8-88-2:34
3	Furman	Ford, I 1 Pass From Motley, B (Slye, J)	5-76-2:08
3	Furman	Edmunds, Trey 1 Rush (Santamaria, M)	8-76-3:28
3	Furman	Ford, I 32 Pass From Motley, B (Santamaria, M)	1-32-0:06
4	Furman	Lawson, D 4 Rush (Santamaria, M)	14-81-6:29
1	Purdue	FG Slye, J 35	6-49-2:28
1	Purdue	Clark, C 20 Fumble Return (Slye, J)	-
2	Purdue	Hodges, B 3 Pass From Motley, B (Slye, J)	12-75-6:03
2	Purdue	Motley, B 5 Rush (Slye, J)	7-75-1:16
3	Purdue	FG Slye, J 42	4--7-1:07
3	Purdue	Coleman, J.C. 1 Rush (Slye, J)	8-42-3:30
3	Purdue	Shegog, A 15 Punt Return (Slye, J)	-
4	Purdue	FG Slye, J 46	4-3-1:20
4	Purdue	Hodges, B 3 Pass From Motley, B (Slye, J)	8-47-4:58
Totals			109-817-46:28
Average Scoring Drive			6.8 plays-51.1 yds.

VIRGINIA TECH SCORING

19 Total Scores (5 Run, 7 Pass, 4 FG, 1 S.T., 0 Safety, 2 Defense)

3 First Quarter Scores (0 Run, 0 Pass, 1 FG, 2 S.T., 0 Safety, 2 Defense)

6 Second Quarter Scores (2 Run, 3 Pass, 1 FG, 0 S.T., 0 Safety, 0 Defense)

6 Third Quarter Scores (2 Run, 2 Pass, 1 FG, 1 S.T., 0 Safety, 0 Defense)

4 Fourth Quarter Scores (1 Run, 2 Pass, 1 FG, 0 S.T., 0 Safety, 0 Defense)

0 Overtime Drives

Most plays in a scoring drive: 14 plays - vs. Furman (14-81-6:29 TD)
 Longest scoring drive: 88 yards - vs. Furman (8-88-2:34 TD)
 Longest TOP scoring drive: 6:29 - vs. Furman (14-81-6:29 TD)
 Average TOP on offensive scoring drives: 2:54

OPPONENTS

Most plays in a scoring drive: 9 plays - vs. Purdue (9-74-3:06 TD)
 & vs. Purdue (9-54-3:47 FG)
 Longest scoring drive: 74 yards - vs. Purdue (9-74-3:06 TD)
 Longest TOP scoring drive: 3:55 - vs. Ohio State (8-64-3:55 TD)
 Average TOP on offensive scoring drives: 2:10

TEAM GAME-BY-GAME

VIRGINIA TECH

DATE	OPPONENT	RUSHING				REVEIVING				PASSING				KICK RETURN				PUNT RETURN				TOT OFF
		NO.	YDS	TD	LG	NO.	YDS	TD	LG	CMP-ATT-INT	YDS	TD	LG	NO	YDS	TD	LG	NO	YDS	TD	LG	
Sep 07	(1/1) Ohio State	44	128	0	16	15	192	3	51	15-25-1	192	3	51	4	75	0	24	1	0	0	0	320
Sep 12	Furman	41	299	3	63	19	284	2	46	19-31-0	284	2	46	2	28	0	15	1	0	0	0	583
Sep 19	at Purdue	56	238	2	35	16	233	2	61	16-26-0	233	2	61	2	116	0	82	6	70	1	29	471
Sep 26	at East Carolina																					
* Oct 03	Pittsburgh																					
* Oct 09	NC State																					
* Oct 17	at Miami																					
* Oct 24	Duke																					
* Oct 31	at Boston College																					
* Nov 12	at Georgia Tech																					
* Nov 21	North Carolina																					
* Nov 28	at Virginia																					
Dec 05	ACC Championship																					
	Totals	141	665	5	63	50	709	7	61	50-82-1	709	7	61	8	219	0	82	8	70	1	29	1374
	Opponent	106	639	5	80	32	452	3	54	32-81-5	452	3	54	7	108	0	24	2	13	0	10	1091

GAMES: 3

AVG/RUSH: 4.7

AVG/CATCH: 14.2

PASS EFFIC: 159.34

KR AVG: 27.4

PR AVG: 8.8

ALL PURPOSE AVG/GAME: 559.0

TOTAL OFFENSE AVG/GM: 458.0

DATE	OPPONENT	TACKLES				SACKS	FUMBLE		PASS DEFENSE			BLKD KICK	PAT ATTEMPTS			SAF	PTS
		SOLO	AST	TOTAL	TFL-YDS	NO-YDS	FF	FR-YDS	INT-YDS	QBH	BRK		KICK	RUN	RCV		
Sep 07	(1/1) Ohio State	25	34	59	4.0-5	0.0-0	1	2-0	1-0	4	3	0	3-3	0	0	0	24
Sep 12	Furman	26	42	68	7.0-34	3.0-26	1	1-0	2-18	5	6	0	6-6	0	0	0	42
Sep 19	at Purdue	33	10	43	2.0-13	2.0-13	1	1-20	2-4	0	4	1	6-6	0	0	0	51
Sep 26	at East Carolina																
* Oct 03	Pittsburgh																
* Oct 09	NC State																
* Oct 17	at Miami																
* Oct 24	Duke																
* Oct 31	at Boston College																
* Nov 12	at Georgia Tech																
* Nov 21	North Carolina																
* Nov 28	at Virginia																
Dec 05	ACC Championship																
	Totals	84	86	170	13.0-52	5.0-39	3	4-20	5-14	9	13	1	15-15	0	0	0	117
	Opponent	104	170	274	18.0-67	6.0-39	3	2-91	1-0	6	7	0	9-9	0	0	0	69

DATE	OPPONENT	PUNTING								FIELD GOALS				KICKOFFS				
		NO	YDS	AVG	LG	BLKD	TB	FC	50+	I20	ATT-MADE	LG	BLKD	NO	YDS	AVG	TB	OB
Sep 07	(1/1) Ohio State	7	302	43.1	59	0	0	2	1	3	2-1	46	0	4	260	65.0	4	0
Sep 12	Furman	4	159	39.8	47	0	1	3	0	3	2-0	0	0	7	444	63.4	6	0
Sep 19	at Purdue	5	208	41.6	51	0	2	1	2	1	4-3	46	0	10	584	58.4	4	0
Sep 26	at East Carolina																	
* Oct 03	Pittsburgh																	
* Oct 09	NC State																	
* Oct 17	at Miami																	
* Oct 24	Duke																	
* Oct 31	at Boston College																	
* Nov 12	at Georgia Tech																	
* Nov 21	North Carolina																	
* Nov 28	at Virginia																	
Dec 05	ACC Championship																	
	Totals	16	669	41.8	59	0	3	6	3	7	8-4	46	0	21	1288	61.3	14	0
	Opponent	17	667	39.2	69	1	0	5	1	5	3-2	49	0	13	805	61.9	4	1

TEAM GAME-BY-GAME

OPPONENTS

DATE	OPPONENT	RUSHING				REVEIVING				PASSING				KICK RETURN				PUNT RETURN				TOT OFF
		NO.	YDS	TD	LG	NO.	YDS	TD	LG	CMP-ATT-INT	YDS	TD	LG	NO	YDS	TD	LG	NO	YDS	TD	LG	
Sep 07	(1/1) Ohio State	37	360	3	80	10	212	3	54	10-19-1	212	3	54	0	0	0	0	2	13	0	10	572
Sep 12	Furman	41	136	0	26	9	118	0	27	9-26-2	118	0	27	1	21	0	21	0	0	0	0	254
Sep 19	at Purdue	29	144	2	60	12	121	0	32	12-35-2	121	0	32	6	87	0	24	0	0	0	0	265
Sep 26	at East Carolina																					
* Oct 03	Pittsburgh																					
* Oct 09	NC State																					
* Oct 17	at Miami																					
* Oct 24	Duke																					
* Oct 31	at Boston College																					
* Nov 12	at Georgia Tech																					
* Nov 21	North Carolina																					
* Nov 28	at Virginia																					
Dec 05	ACC Championship																					
	Opponent Totals	106	639	5	80	32	452	3	54	32-81-5	452	3	54	7	108	0	24	2	13	0	10	1091
	Virginia Tech	141	665	5	63	50	709	7	61	50-82-1	709	7	61	8	219	0	82	8	70	1	29	1374

GAMES: 3

AVG/RUSH: 6.0

AVG/CATCH: 14.1

PASS EFFIC: 86.26

KR AVG: 15.4

PR AVG: 6.5

ALL PURPOSE AVG/GAME: 404.0

TOTAL OFFENSE AVG/GM: 363.7

DATE	OPPONENT	TACKLES				SACKS	FUMBLE		PASS DEFENSE			BLKD	PAT ATTEMPTS				SAF	PTS
		SOLO	AST	TOTAL	TFL-YDS	NO-YDS	FF	FR-YDS	INT-YDS	QBH	BRK	KICK	KICK	RUN	RCV			
Sep 07	(1/1) Ohio State	25	66	91	8.0-31	4.0-22	1	1-1	1-0	3	2	0	6-6	0	0	0	0	42
Sep 12	Furman	29	56	85	0.0-0	0.0-0	0	0-0	0-0	3	3	0	0-0	0	0	0	0	3
Sep 19	at Purdue	50	48	98	10.0-36	2.0-17	2	1-90	0-0	0	2	0	3-3	0	0	0	0	24
Sep 26	at East Carolina																	
* Oct 03	Pittsburgh																	
* Oct 09	NC State																	
* Oct 17	at Miami																	
* Oct 24	Duke																	
* Oct 31	at Boston College																	
* Nov 12	at Georgia Tech																	
* Nov 21	North Carolina																	
* Nov 28	at Virginia																	
Dec 05	ACC Championship																	
	Opponent Totals	104	170	274	18.0-67	6.0-39	3	2-91	1-0	6	7	0	9-9	0	0	0	0	69
	Virginia Tech	84	86	170	13.0-52	5.0-39	3	4-20	5-14	9	13	1	15-15	0	0	0	0	117

DATE	OPPONENT	PUNTING									FIELD GOALS			KICKOFFS				
		NO	YDS	AVG	LG	BLKD	TB	FC	50+	I20	ATT-MADE	LG	BLKD	NO	YDS	AVG	TB	OB
Sep 07	(1/1) Ohio State	3	116	38.7	45	0	0	1	0	1	1-0	0	0	7	440	62.9	2	1
Sep 12	Furman	7	255	36.4	45	0	0	3	0	3	1-1	49	0	2	110	55.0	0	0
Sep 19	at Purdue	7	296	42.3	69	1	0	1	1	1	1-1	34	0	4	255	63.8	2	0
Sep 26	at East Carolina																	
* Oct 03	Pittsburgh																	
* Oct 09	NC State																	
* Oct 17	at Miami																	
* Oct 24	Duke																	
* Oct 31	at Boston College																	
* Nov 12	at Georgia Tech																	
* Nov 21	North Carolina																	
* Nov 28	at Virginia																	
Dec 05	ACC Championship																	
	Opponent Totals	17	667	39.2	69	1	0	5	1	5	3-2	49	0	13	805	61.9	4	1
	Virginia Tech	16	669	41.8	59	0	3	6	3	7	8-4	46	0	21	1288	61.3	14	0

OFFENSE GAME-BY-GAME

RUSHING	NO-YDS/TD	OSU	FURMAN	PURDUE	ECU	PITT	NCST	UM	DUKE	BC	GT	UNC	VA	ACC CG
McMillian, T TB	21-179/0	6-26/0	6-98/0	9-55/0										
Edmunds, Trey TB	29-136/1	11-23/0	9-41/1	9-72/0										
Coleman, J.C. TB	25-104/1	12-43/0	3-15/0	10-46/1										
Motley, B QB	26-79/2	7-17/0	4-38/1	15-24/1										
Lawson, D QB	13-51/1	DNP	9-51/1	4-0/0										
McKenzie, S TB	13-50/0	DNP	5-24/0	8-26/0										
Rogers, S FB	4-38/0	3-23/0	-	1-15/0										
Durkin, C QB	4-25/0	DNP	4-25/0	-										
Ford, I WR	1-7/0	-	1-7/0	-										
Brewer, M QB	4-0/0	4-0/0	DNP	DNP										
Stroman, G	1--4/0	1--4/0	-	-										

RECEIVING	NO-YDS/TD	OSU	FURMAN	PURDUE	ECU	PITT	NCST	UM	DUKE	BC	GT	UNC	VA	ACC CG
Ford, I WR	14-266/3	3-61/1	5-77/2	6-128/0										
Phillips, C WR	10-116/0	2-4/0	5-86/0	3-26/0										
Malleck, R TE	7-99/1	4-48/1	2-11/0	1-40/0										
Rogers, S FB	5-81/1	3-66/1	-	2-15/0										
Hodges, B TE	5-59/2	-	2-48/0	3-11/2										
Cline, K TE	1-31/0	-	1-31/0	-										
McMillian, T TB	4-16/0	2-5/0	2-11/0	-										
Asante, K WR	1-13/0	-	1-13/0	-										
Motley, B QB	1-13/0	-	-	1-13/0										
Edmunds, Trey TB	1-8/0	1-8/0	-	-										
Knowles, D WR	1-7/0	DNP	1-7/0	-										

PASSING

#9 MOTLEY, B	ATT	COMP	INT	PCT	YARDS	TD	LONG	SACK	YDS	EFFIC
Ohio State	9	4	1	44.4	36	1	17	2	13	92.5
Furman	24	16	0	66.7	233	2	46	0	0	175.7
Purdue	24	15	0	62.5	220	2	61	2	17	167.0
TOTALS	57	35	1	61.4	489	5	61	4	30	158.9

#12 BREWER, M	ATT	COMP	INT	PCT	YARDS	TD	LONG	SACK	YDS	EFFIC
Ohio State	16	11	0	68.8	156	2	51	2	9	191.9
TOTALS	16	11	0	68.8	156	2	51	2	9	191.9

#2 LAWSON, D	ATT	COMP	INT	PCT	YARDS	TD	LONG	SACK	YDS	EFFIC
Furman	7	3	0	42.9	51	0	31	0	0	104.1
Purdue	1	0	0	0.0	0	0	0	0	0	0.0
TOTALS	8	3	0	37.5	51	0	31	0	0	91.1

#45 ROGERS, S	ATT	COMP	INT	PCT	YARDS	TD	LONG	SACK	YDS	EFFIC
Purdue	1	1	0	100.0	13	0	13	0	0	209.20
TOTALS	1	1	0	100.0	13	0	13	0	0	209.20

DEFENSE GAME-BY-GAME

TACKLES	UA-A	TOT	OSU	FURMAN	PURDUE	ECU	PITT	NCST	UM	DUKE	BC	GT	UNC	VA	ACCGG
Clark, C CB	15-12	27	3-6	7-6	5-0										
Clarke, D LB	10-4	14	2-0	4-3	4-1										
Frye, D FS	5-8	13	4-5	1-3	-										
Vandyke, R OLB	4-8	12	3-2	1-5	0-1										
Alexander, A ROV	10-0	10	3-0	-	7-0										
Motuapuaka, A LB	2-6	8	1-3	1-3	DNP										
Maddy, L DT	1-7	8	1-3	0-3	0-1										
Ekanem, K DE	4-3	7	-	1-3	3-0										
Fuller, K CB	3-4	7	1-1	1-3	1-0										
Stroman, G CB	4-3	7	0-2	1-0	3-1										
Greene, D FS	4-3	7	1-1	3-2	-										
McKinnon, D LB	2-4	6	1-1	1-1	0-2										
Baron, W DT	4-2	6	-	2-1	2-1										
Nicolas, D DE	2-3	5	1-1	0-1	1-1										
Facyson, B CB	2-2	4	1-1	0-1	1-0										
Mihota, V DT	0-4	4	0-2	0-2	-										
Reynolds, M CB	2-1	3	1-1	-	1-0										
Huelskamp, S	2-1	3	-	1-1	1-0										
Marshall, C DT	1-2	3	0-2	1-0	-										
Edmunds, Trem LB	1-1	2	-	-	1-1										
Slye, J	1-1	2	1-0	-	0-1										
Edmunds, Te ROV	1-1	2	-	0-1	1-0										
Motley, B	1-0	1	1-0	-	-										
Sobczak, S DT	0-1	1	0-1	-	-										
Dooley, S DE	0-1	1	-	0-1	-										
Banks, E CB	0-1	1	DNP	0-1	DNP										
Riley, D FS	1-0	1	-	1-0	-										
Caleb, J	0-1	1	DNP	0-1	-										
Alleyne, J FS	1-0	1	DNP	-	1-0										
D'Antuono, E	0-1	1	0-1	-	-										
Shegog, A ROV	1-0	1	-	-	1-0										
Moss, J LB	0-1	1	0-1	-	DNP										

SACKS	UA-A	TOT	OSU	FURMAN	PURDUE	ECU	PITT	NCST	UM	DUKE	BC	GT	UNC	VA	ACCGG
Baron, W DT	2-0	2.0	-	1.0-9	1.0-7										
Marshall, C DT	1-0	1.0	-	1.0-11	-										
Clarke, D LB	1-0	1.0	-	1.0-6	-										
Fuller, K CB	1-0	1.0	-	-	1.0-6										

DEFENSE GAME-BY-GAME

TACKLES FOR LOSS	UA-A	TOT	OSU	FURMAN	PURDUE	ECU	PITT	NCST	UM	DUKE	BC	GT	UNC	VA	ACC CG
Baron, W DT	3-1	3.5	-	2.5-13	1.0-7										
Clarke, D LB	2-1	2.5	-	2.5-9	-										
Marshall, C DT	1-1	1.5	0.5-1	1.0-11	-										
Maddy, L DT	1-1	1.5	1.5-2	-	-										
Fuller, K CB	1-0	1.0	-	-	1.0-6										
McKinnon, D LB	1-0	1.0	-	1.0-1	-										
Vandyke, R OLB	1-0	1.0	1.0-1	-	-										
Stroman, G CB	0-1	0.5	0.5-1	-	-										
Clark, C CB	0-1	0.5	0.5-0	-	-										

RETURNS GAME-BY-GAME

PUNT RETURNS	NO-YDS	OSU	FURMAN	PURDUE	ECU	PITT	NCST	UM	DUKE	BC	GT	UNC	VA	ACC CG
Stroman, G	7-36	1-0	1-0	5-36										
Edmunds, Te	1-19	-	-	1-19										

KICK RETURNS	NO-YDS	OSU	FURMAN	PURDUE	ECU	PITT	NCST	UM	DUKE	BC	GT	UNC	VA	ACC CG
Greene, D	3-134	1-18	-	2-116										
McMillian, T	3-57	3-57	-	-										
Asante, K	2-28	-	2-28	-										

INT. RETURNS	NO-YDS	OSU	FURMAN	PURDUE	ECU	PITT	NCST	UM	DUKE	BC	GT	UNC	VA	ACC CG
Alexander, A	2--4	-	1-0	1--4										
Frye, D	1-0	1-0	-	-										
Huelskamp, S	1-0	-	-	1-0										
Motuapuaka, A	1-18	-	1-18	DNP										

FUMBLE RETURNS	NO-YDS	OSU	FURMAN	PURDUE	ECU	PITT	NCST	UM	DUKE	BC	GT	UNC	VA	ACC CG
Clark, C	1-20	-	-	1-20										

GAMES PLAYED

NO.	NAME	GP/GS	OSU	FURMAN	PURDUE	ECU	PITT	NCST	UM	DUKE	BC	GT	UNC	VA	ACC CG
36	Alexander, A	3/1	XXX	XXX	START										
17	Alleyne, J	2/-	...	XXX	XXX										
81	Asante, K	3/-	XXX	XXX	XXX										
5D	Banks, E	1/-	...	XXX	...										
60	Baron, W	3/1	XXX	XXX	START										
21	Brainard, M	3/-	XXX	XXX	XXX										
12	Brewer, M	1/1	START										
8	Burns, D	2/-	...	XXX	XXX										
15	Caleb, J	2/-	...	XXX	XXX										
86	Carroll, C.J.	2/-	...	XXX	XXX										
61	Chung, K	3/-	XXX	XXX	XXX										
19	Clark, C	3/3	START	START	START										
40	Clarke, D	3/3	START	START	START										
89	Cline, K	3/-	XXX	XXX	XXX										
4	Coleman, J.C.	3/2	START	START	XXX										
72	Conte, A	3/3	START	START	START										
59	D'Antuono, E	3/3	START	START	START										
43	Dooley, S	3/-	XXX	XXX	XXX										
13	Durkin, C	2/-	...	XXX	XXX										
55	Eberly, J	1/-	...	XXX	...										
22	Edmunds, Te	3/-	XXX	XXX	XXX										
49	Edmunds, Trem	3/-	XXX	XXX	XXX										
14	Edmunds, Trey	3/-	XXX	XXX	XXX										
4D	Ekanem, K	3/3	START	START	START										
31	Facyson, B	3/3	START	START	START										
1	Ford, I	3/3	START	START	START										
26	Frye, D	3/2	START	START	XXX										
11	Fuller, K	3/3	START	START	START										
33	Galante, J	1/-	...	XXX	...										
64	Gallo, E	3/3	START	START	START										
23	Greene, D	3/-	XXX	XXX	XXX										
77	Hansen, W	3/3	START	START	START										
93	Haynes, J	3/-	XXX	XXX	XXX										
7	Hodges, B	3/3	START	START	START										
56	Huelskamp, S	3/1	XXX	XXX	START										
27	Hughes, A.J.	3/3	START	START	START										
29	Jones, G	2/-	XXX	XXX	...										
80	Knowles, D	2/-	...	XXX	XXX										
2Q	Lawson, D	2/-	...	XXX	XXX										
44	Lydon, C	1/-	XXX										
92	Maddy, L	3/3	START	START	START										
88	Malleck, R	3/3	START	START	START										
96	Marshall, C	3/1	XXX	START	XXX										
28	McKenzie, S	2/-	...	XXX	XXX										
38	McKinnon, D	3/-	XXX	XXX	XXX										
71	McLaughlin, J	3/3	START	START	START										
34	McMillian, T	3/1	XXX	XXX	START										
83	Meyer, C	3/-	XXX	XXX	XXX										
99	Mihota, V	3/-	XXX	XXX	XXX										
18	Minor, R	2/-	XXX	XXX	...										
66	Mitchell, B	1/-	...	XXX	...										
50	Moss, J	2/-	XXX	XXX	...										
9	Motley, B	3/2	XXX	START	START										
54	Motuapuaka, A	2/2	START	START	...										
20	Newsome, D	3/-	XXX	XXX	XXX										
90	Nicolas, D	3/3	START	START	START										
69	Nijman, Y	3/-	XXX	XXX	XXX										
67	Osterloh, P	3/-	XXX	XXX	XXX										
32	Peoples, S	3/-	XXX	XXX	XXX										
58	Pettit, C	1/-	...	XXX	...										
74	Pfaff, B	2/-	...	XXX	XXX										
5	Phillips, C	3/2	START	START	XXX										
52	Redman, D	3/-	XXX	XXX	XXX										
6	Reynolds, M	3/-	XXX	XXX	XXX										
2	Riley, D	3/-	XXX	XXX	XXX										
45	Rogers, S	3/1	XXX	XXX	START										
35	Santamaria, M	2/-	...	XXX	XXX										
24	Shegog, A	3/-	XXX	XXX	XXX										
46	Slye, J	3/3	START	START	START										
75	Smith, A	3/-	XXX	XXX	XXX										
91	Sobczak, S	3/-	XXX	XXX	XXX										
3	Stroman, G	3/2	START	XXX	START										
87	Taylor, C	2/-	...	XXX	XXX										
47	Taylor, Q	1/-	...	XXX	...										
57	Teller, W	3/3	START	START	START										
37	Vandyke, R	3/2	START	START	XXX										
41	Willenbrock, J	3/-	XXX	XXX	XXX										
2D	Williams, C	1/-	...	XXX	...										
95	Williams, N	3/-	XXX	XXX	XXX										
53	Young, T	3/-	XXX	XXX	XXX										

BY-QUARTER STATISTIC

3RD-DOWN CONVERSIONS

DATE	OPPONENT		SCORE	OVERALL	1ST QTR	2ND QTR	3RD QTR	4TH QTR	OT QTR
Sep 07	(1/1) Ohio State	L	24-42	8-17 47.1%	2-5 40.0%	3-5 60.0%	2-4 50.0%	1-3 33.3%	
Sep 12	Furman	W	42-3	4-12 33.3%	0-3 0.0%	1-4 25.0%	1-1 100.0%	2-4 50.0%	
Sep 19	at Purdue	W	51-24	7-16 43.8%	1-3 33.3%	2-3 66.7%	1-4 25.0%	3-6 50.0%	
Sep 26	at East Carolina								
* Oct 03	Pittsburgh								
* Oct 09	NC State								
* Oct 17	at Miami								
* Oct 24	Duke								
* Oct 31	at Boston College								
* Nov 12	at Georgia Tech								
* Nov 21	North Carolina								
* Nov 28	at Virginia								
Dec 05	ACC Championship								
	Virginia Tech			19-45 42.2%	3-11 27.3%	6-12 50.0%	4-9 44.4%	6-13 46.2%	0-0 0.0%
	Opponents			8-39 20.5%	5-13 38.5%	2-10 20.0%	1-10 10.0%	0-6 0.0%	0-0 0.0%

4TH-DOWN CONVERSIONS

DATE	OPPONENT		SCORE	OVERALL	1ST QTR	2ND QTR	3RD QTR	4TH QTR	OT QTR
Sep 07	(1/1) Ohio State	L	24-42	0-0 0.0%	0-0 0.0%	0-0 0.0%	0-0 0.0%	0-0 0.0%	
Sep 12	Furman	W	42-3	2-2 100.0%	0-0 0.0%	1-1 100.0%	0-0 0.0%	1-1 100.0%	
Sep 19	at Purdue	W	51-24	0-1 0.0%	0-0 0.0%	0-0 0.0%	0-0 0.0%	0-1 0.0%	
Sep 26	at East Carolina								
* Oct 03	Pittsburgh								
* Oct 09	NC State								
* Oct 17	at Miami								
* Oct 24	Duke								
* Oct 31	at Boston College								
* Nov 12	at Georgia Tech								
* Nov 21	North Carolina								
* Nov 28	at Virginia								
Dec 05	ACC Championship								
	Virginia Tech			2-3 66.7%	0-0 0.0%	1-1 100.0%	0-0 0.0%	1-2 50.0%	0-0 0.0%
	Opponents			4-8 50.0%	1-1 100.0%	1-1 100.0%	0-0 0.0%	2-6 33.3%	0-0 0.0%

TIME OF POSSESSION

DATE	OPPONENT		SCORE	OVERALL	1ST QTR	2ND QTR	3RD QTR	4TH QTR	OT QTR
Sep 07	(1/1) Ohio State	L	24-42	32:52	7:25	10:22	8:03	7:02	
Sep 12	Furman	W	42-3	29:22	6:21	6:32	7:01	9:28	
Sep 19	at Purdue	W	51-24	38:11	7:19	9:48	9:26	11:38	
Sep 26	at East Carolina								
* Oct 03	Pittsburgh								
* Oct 09	NC State								
* Oct 17	at Miami								
* Oct 24	Duke								
* Oct 31	at Boston College								
* Nov 12	at Georgia Tech								
* Nov 21	North Carolina								
* Nov 28	at Virginia								
Dec 05	ACC Championship								
	Virginia Tech	Total		100:25	21:05	26:42	24:30	28:08	0:00
		Avg.		33:28	7:01	8:54	8:10	9:22	0:00
	Opponents	Total		79:35	23:55	18:18	20:30	16:52	0:00
		Avg.		26:31	7:58	6:06	6:50	5:37	0:00

Virginia Tech - 2015-16 Football Ranking Summary thru games 09/19/2015

Statistic	National Rank	Conference Rank	Value	National Leader	Value	Conference Leader	Value
3rd Down Conversion Pct (127 ranked)	54	8	0.422	Rice	0.673	North Carolina St.	0.500
3rd Down Conversion Pct Defense (127 ranked)	9	6	0.205	Northwestern	0.140	North Carolina St.	0.182
4th Down Conversion Pct (116 ranked)	35	8	0.667	15 teams tied	1.000	4 teams tied	1.000
4th Down Conversion Pct Defense (118 ranked)	55	8	0.500	14 teams tied	0.000	4 teams tied	0.000
Blocked Kicks (11 ranked)	11	1	1	Missouri Washington	3 3	5 teams tied	1
Blocked Kicks Allowed (127 ranked)	1	1	0	80 teams tied	0	10 teams tied	0
Blocked Punts (4 ranked)	4	1	1	Hawaii Missouri Toledo	2 2 2	4 teams tied	1
Blocked Punts Allowed (127 ranked)	1	1	0	108 teams tied	0	12 teams tied	0
Completion Percentage (127 ranked)	70	9	0.610	Memphis	0.784	North Carolina St.	0.735
Defensive TDs (4 ranked)	4	1	2	Buffalo Ole Miss Middle Tenn.	3 3 3	Syracuse Virginia Tech	2 2
Fewest Penalties (127 ranked)	118	14	27	Georgia Tech	6	Georgia Tech	6
Fewest Penalties Per Game (127 ranked)	115	14	9.00	Georgia Tech	2.00	Georgia Tech	2.00
Fewest Penalty Yards (127 ranked)	119	14	251	Georgia Tech	54	Georgia Tech	54
Fewest Penalty Yards Per Game (127 ranked)	117	14	83.67	Georgia Tech	18.00	Georgia Tech	18.00
First Downs Defense (127 ranked)	30	8	47	Boston College	25	Boston College	25
First Downs Offense (127 ranked)	62	10	63	Cincinnati	101	North Carolina St.	80
Fumbles Lost (123 ranked)	59	10	2	22 teams tied	0	North Carolina Wake Forest Syracuse	0 0 0
Fumbles Recovered (77 ranked)	4	1	4	Ohio Texas Tech Oklahoma St.	5 5 5	Virginia Tech Georgia Tech Syracuse	4 4 4
Kickoff Return Defense (127 ranked)	10	1	15.43	La.-Monroe	11.82	Virginia Tech	15.43
Kickoff Returns (127 ranked)	19	4	27.38	Colorado St.	47.75	Florida St.	33.33
Net Punting (127 ranked)	64	9	37.25	San Jose St.	46.94	Syracuse	43.13
Passes Had Intercepted (127 ranked)	14	4	1	13 teams tied	0	North Carolina St. Florida St. Georgia Tech	0 0 0
Passes Intercepted (95 ranked)	13	3	5	6 teams tied	7	Miami (FL)	7
Passing Offense (127 ranked)	63	7	236.3	Bowling Green	455.7	Wake Forest	312.0
Passing Yards Allowed (127 ranked)	19	8	150.7	Boston College	69.0	Boston College	69.0
Passing Yards per Completion (127 ranked)	24	3	14.18	Army West Point	22.67	Syracuse	17.10
Punt Return Defense (127 ranked)	57	11	6.50	Louisville Syracuse	-2.00 -2.00	Louisville Syracuse	-2.00 -2.00
Punt Returns (127 ranked)	67	10	8.75	Buffalo	36.33	Virginia	33.75
Red Zone Defense (111 ranked)	32	5	0.750	Appalachian St.	0.000	North Carolina Georgia Tech	0.625 0.625
Red Zone Offense (127 ranked)	88	10	0.800	22 teams tied	1.000	Florida St. Syracuse	1.000 1.000
Rushing Defense (127 ranked)	105	14	213.0	Boston College	37.3	Boston College	37.3
Rushing Offense (127 ranked)	34	6	221.7	Navy	393.0	Georgia Tech	377.0
Sacks Allowed (126 ranked)	72	8	2.00	5 teams tied	0.00	Duke	0.33
Scoring Defense (127 ranked)	60	11	23.0	Northwestern	5.3	Boston College	5.7
Scoring Offense (127 ranked)	30	4	39.0	Ole Miss	64.0	Georgia Tech	52.0
Tackles for Loss Allowed (127 ranked)	76	8	6.00	Miami (FL) Texas Tech	2.33 2.33	Miami (FL)	2.33
Team Passing Efficiency (127 ranked)	25	4	159.34	West Virginia	199.91	Georgia Tech	173.13
Team Passing Efficiency Defense (127 ranked)	7	4	86.26	Boston College	70.29	Boston College	70.29
Team Sacks (123 ranked)	74	10	1.67	Texas A&M	5.00	Pittsburgh Boston College	3.67 3.67
Team Tackles for Loss (127 ranked)	108	12	4.3	Texas A&M	12.0	Syracuse	9.7
Time of Possession (127 ranked)	15	3	33:28	North Carolina St.	40:36	North Carolina St.	40:36
Total Defense (127 ranked)	62	12	363.7	Boston College	106.3	Boston College	106.3
Total Offense (127 ranked)	44	4	458.0	Baylor	754.0	Duke	504.0
Turnover Margin (127 ranked)	4	3	2.00	Miami (FL)	2.67	Miami (FL)	2.67
Turnovers Gained (121 ranked)	4	2	9	Miami (FL) Ole Miss Middle Tenn.	10 10 10	Miami (FL)	10
Turnovers Lost (126 ranked)	30	6	3	West Virginia Southern California LSU	0 0 0	Florida St. North Carolina St.	1 1
Winning Percentage (117 ranked)	35	6	0.667	34 teams tied	1.000	5 teams tied	1.000

Statistic	Player	National Rank	Conference Rank	Value	National Leader	Value	Conference Leader	Value
All Purpose (200 ranked)	Isaiah Ford Travon McMillian	156 189	14 18	91.00 84.00	Jahad Thomas, Temple	225.67	Dalvin Cook, Florida St.	164.00
Blocked Kicks (1 ranked)					Kentrell Brothers, Missouri Alex Hansen, Air Force Tanner Vallejo, Boise St.	2 2 2		
Combined Kick Returns (200 ranked)	Der'Woun Greene Travon McMillian	72 166	11 20	134 57	William Likely, Maryland	424	Brisly Estime, Syracuse	233
Completion Percentage (108 ranked)	Brenden Motley	58	9	0.625	Garrett Smith, La.-Monroe	0.790	Jacoby Brissett, North Carolina St.	0.778
Completions Per Game (100 ranked)	Brenden Motley	91	9	11.67	Luke Falk, Washington St.	37.00	Thomas Sirk, Duke	22.00
Field Goal Percentage (102 ranked)	Joey Slye	84	10	0.571	28 players tied	1.000	Ross Martin, Duke Nick Weiler, North Carolina	1.000 1.000
Field Goals Per Game (111 ranked)	Joey Slye	38	5	1.33	Michael Badgley, Miami (FL)	3.00	Michael Badgley, Miami (FL)	3.00
Forced Fumbles (38 ranked)	Kendall Fuller Der'Woun Greene Corey Marshall	38 38 38	3 3 3	0.33 0.33 0.33	Sean Davis, Maryland	1.00	Harold Landry, Boston College Ron Thompson, Syracuse	0.67 0.67
Fumbles Recovered (10 ranked)	Chuck Clark Anthony Shegog Ronny Vandyke	10 10 10	1 1 1	1 1 1	Bobby Baker, Georgia St. Emmanuel Ellerbe, Rice	3 3	20 players tied	1
Interceptions (66 ranked)	Adonis Alexander Desmond Frye	16 66	2 8	0.7 0.3	Karl Joseph, West Virginia	1.5	Artie Burns, Miami (FL)	1.0
Kickoff Return TDs (2 ranked)					Janarion Grant, Rutgers	2	Avonte Maddox, Pittsburgh Devon Edwards, Duke Traveon Samuel, Louisville	1 1 1
Kickoff Returns (102 ranked)					Evan Berry, Tennessee	45.8	Traveon Samuel, Louisville	36.0
Passes Defended (39 ranked)					Jeremy Cutrer, Middle Tenn. Boise Ross, Buffalo	2.7 2.7	Corn Elder, Miami (FL)	2.3
Passing Efficiency (108 ranked)	Brenden Motley	24	3	161.7	Skyler Howard, West Virginia	207.3	Deshaun Watson, Clemson	165.3
Passing TDs (65 ranked)	Brenden Motley	35	5	5	Matt Johnson, Bowling Green	12	Deshaun Watson, Clemson	7
Passing Yards (130 ranked)	Brenden Motley	85	9	489	Matt Johnson, Bowling Green	1,358	Brad Kaaya, Miami (FL)	839
Passing Yards Per Game (129 ranked)	Brenden Motley	86	9	163.0	Matt Johnson, Bowling Green	452.7	Brad Kaaya, Miami (FL)	279.7
Passing Yards per Completion (108 ranked)	Brenden Motley	18	1	13.97	Chad Kelly, Ole Miss	19.11	Brenden Motley, Virginia Tech	13.97
Points Responsible For (194 ranked)	Brenden Motley Joey Slye	25 142	1 22	42 24	Baker Mayfield, Oklahoma	84	7 players tied	42
Points Responsible For Per Game (154 ranked)	Brenden Motley Joey Slye	35 154	2 22	14.0 8.0	Seth Russell, Baylor	30.0	Matt Johns, Virginia	14.7
Punt Return TDs (2 ranked)	Anthony Shegog	2	1	1	William Likely, Maryland	2	6 players tied	1
Punt Returns (79 ranked)	Greg Stroman	65	9	5.1	Christian Kirk, Texas A&M	37.3	Ryan Switzer, North Carolina	22.9
Punting (92 ranked)	A.J. Hughes	50	7	41.8	Michael Carrizosa, San Jose St.	53.8	Will Monday, Duke	49.9
Receiving TDs (41 ranked)	Isaiah Ford Bucky Hodges	12 41	1 2	3 2	7 players tied	5	Isaiah Ford, Virginia Tech	3
Receiving Yards (198 ranked)	Isaiah Ford	34	2	266	Roger Lewis, Bowling Green	510	Rashawn Scott, Miami (FL)	273
Receiving Yards Per Game (198 ranked)	Isaiah Ford	38	2	88.7	Corey Coleman, Baylor	180.0	Rashawn Scott, Miami (FL)	91.0
Receptions Per Game (192 ranked)	Isaiah Ford Cam Phillips	77 192	7 23	4.7 3.3	Daniel Braverman, Western Mich.	13.3	Artavis Scott, Clemson	6.7
Rush Yards Per Carry (163 ranked)					Matt Breida, Ga. Southern	9.76	Joe Yearby, Miami (FL)	7.59
Rushing TDs (42 ranked)					Derrick Henry, Alabama Jeremy McNichols, Boise St.	7 7	Matt Dayes, North Carolina St.	6
Rushing Yards (200 ranked)	Travon McMillian Trey Edmunds	120 175	11 20	179 136	Jordan Howard, Indiana	507	Dalvin Cook, Florida St.	476
Rushing Yards Per Game (200 ranked)	Travon McMillian Trey Edmunds	123 176	11 20	59.7 45.3	Leonard Fournette, LSU	193.5	Dalvin Cook, Florida St.	158.7
Sacks (61 ranked)	Woody Baron	61	6	0.67	Myles Garrett, Texas A&M	1.83	Luke Arciniega, Syracuse	1.33
Scoring (166 ranked)	Joey Slye Isaiah Ford	76 166	11 19	8.0 6.0	Leonard Fournette, LSU Keenan Reynolds, Navy	18.0 18.0	Patrick Skov, Georgia Tech	14.0
Solo Tackles (74 ranked)	Chuck Clark	74	7	5.0	Kishawn McClain, North Texas	10.5	Micah Kiser, Virginia	7.0
Tackles For Loss (88 ranked)					Charles Harris, Missouri Harold Landry, Boston College	2.7 2.7	Harold Landry, Boston College	2.7
Total Offense (199 ranked)	Brenden Motley	83	9	189.3	Matt Johnson, Bowling Green	472.0	Thomas Sirk, Duke	323.0
Total Tackles (140 ranked)	Chuck Clark	49	5	9.0	Jaylen Coleman, Toledo	14.5	Josh Harvey-Clemons, Louisville Keith Kelsey, Louisville	11.0 11.0
Yards per Pass Attempt (108 ranked)	Brenden Motley	24	2	8.73	Chad Kelly, Ole Miss	12.30	John Wolford, Wake Forest	9.25
Yards per Reception (199 ranked)	Isaiah Ford Ryan Malleck	47 158	2 13	19.00 14.14	Shelton Gibson, West Virginia	35.17	Bug Howard, North Carolina	19.78

EAST CAROLINA WEEK MEDIA SCHEDULE

MONDAY 21	TUESDAY 22	WEDNESDAY 23	THURSDAY 24	FRIDAY 25	SATURDAY 26	SUNDAY 27
Press Luncheon 12-1:45 p.m. Selected players along with Coach Frank Beamer, OC Scot Loeffler and Assoc. HC Shane Beamer	Media Interviews Approximately 5:45 p.m. DC Bud Foster & requested offensive and defensive players	ACC Teleconference Beamer at 11:40 a.m.	No availability No availability	GAME DAY 3:30 PM ET Virginia Tech at ECU Postgame Coaches Beamer, Foster, Loeffler and selected players	No availability	No availability

VIRGINIA TECH MEDIA INFORMATION

MONDAY - PRESS LUNCHEON

This Monday, media members are invited to the Shott Media Center, which is located on the bottom level of the South End Zone, to take part in a joint press conference with selected players, Coach Frank Beamer, Offensive coordinator Scot Loeffler and Associate Head Coach Shane Beamer in the home interview room. A light lunch is served at noon with the interviews beginning at 12:30 p.m. The players will speak first at the podium followed by Coach Beamer at approximately 1 p.m. and followed by Loeffler and Shane Beamer. The players who come to Monday's media luncheon will not be available post-practice on Tuesday.

A video feed of the players and Coach Beamer is available for free, both live and archived, on hokiesports.com. Media may watch this feed outside of the Shott Media Center, but can not ask questions.

Media may ONLY park in the softball/track lot without a visitor's pass. Tickets will be the responsibility of the offender.

TUESDAY - MEDIA INTERVIEWS

Tuesday, Tech Defensive Coordinator Bud Foster and several offensive and defensive players will be available post practice. These interviews will take place outside the Veatch Family Lounge at approximately 5:45 p.m. Foster will speak first for no longer than 10 minutes and then the players will be available for 20 minutes after that.

Media are asked to wait in the basketball work area located in Cassell Coliseum until a member of the Strategic Communications staff brings the media members to the lounge area.

Media coming for campus for post-practice interviews do not need a visitor's parking pass (after 5 p.m.). If members plan to come on campus during normal business hours (8 a.m. to 5 p.m.), they must stop at the Visitor's Center and get a parking pass. Tickets will be the responsibility of the offender.

WEDNESDAY - ACC TELECONFERENCE

The ACC football coaches will be featured on a weekly teleconference, beginning Wednesday, Aug. 27 and continuing each Wednesday until Nov. 25. Each coach will be available for 10 minutes, with Coach Frank Beamer scheduled to start at 11:40. Members of the media can secure the number by contacting the ACC office at (336) 851-6062.

ACC VIDEO CLIP SERVICE

ACC Advanced Media will utilize the ACC Video Clip Service (AVCS) to provide football highlights and press conference excerpts to broadcast media across the conference footprint. This service will provide video content to media outlets in a more timely fashion, in an easy to access and download format, at no cost. To register for the AVCS contact Scott McBurney, Assistant Commissioner/ACC Advanced Media, at smcurney@theacc.org or call 336.369.4646.

WWW.HOKIESPORTS.COM

The official web site of Virginia Tech athletics is home to all the football knowledge you need. Schedules, results, rosters, bios, stats, general releases and game notes can be found here and are always up to date. The Gameday section has live stats, radio and television coverage information and other pertinent information. This section is for home games only.

HOKIESPORTS.COM/MEDIA

This media-only, password-protected web site is designed to make the media's job easier. Here you will find high-resolution, color head shots of every Tech football player and coach available to download, along with logos and other information.

HOKIESPORTS.COM/MEDIA/CREDENTIALS

Tech's online site to request single-game press box or photo credentials. No email requests please!

WWW.THEACC.COM

Updated standings, results, schedules, stats and notes are on the site each week during the season.

WWW.COLLEGEPRESSBOX.COM

collegepressbox.com is the official media web site for ACC football. Access and download weekly game notes, quotes, stats, media guides and more for the conference and each of its 12 member schools. Login information will be distributed to accredited media or you can apply for a password by sending an e-mail to password@collegepressbox.com.

WHO TO CONTACT

STRATEGIC COMMUNICATIONS OFFICE

21 Beamer Way
 Room 460, Jamerson Athletic Center
 Blacksburg, Va. 24061
 Office: (540) 231-6726 • Fax: (540) 231-6984

Virginia Tech Football Contacts

Requests for Coaches, Players, Credentials

Associate AD, Strategic Communications

Pete Moris

540.231.9965 | morisvt@vt.edu

Assistant Director, Strategic Communications

Marc Mullen

540.231.1894 | marcm@vt.edu

Strategic Communications Assistant

Evan Nicely

540.231.1494 | enicely@vt.edu

Requests for Photographs

Director, Photography and Design

Dave Knachel

540.231.1838 | dknachel@vt.edu

Requests for Virginia Tech Radio

Assistant Director of Broadcast Services

Andrew Allegretta

540.961.7604 ext. 5 | andrew.allegretta@img.com

VIRGINIA TECH FOOTBALL
ON SOCIAL MEDIA

FACEBOOK

facebook.com/hokiesports



TWITTER

@VT_Football



INSTAGRAM

vtthokiefootball



SNAPCHAT

vtfootball