

VIRGINIA TECH FOOTBALL

BEAMER WAY

#LUNCHPAILD LEADS POWER 5 SINCE 1996 IN SACKS (723.0) & INTS (327) | 100% GRAD RATE OF SENIORS SINCE 2012 | STRONG TOGETHER

2015 SCHEDULE

Date	Opponent	Time/Res.	TV
9/7	OHIO STATE	8 p.m.	ESPN
9/12	FURMAN	3:30 p.m.	ESPN3
9/19	at Purdue	3:30 p.m.	ESPNU
9/26	at East Carolina	TBA	TBA
10/3	PITTSBURGH	TBA	TBA
10/9	NC STATE	8 p.m.	ESPN
10/17	at Miami	TBA	TBA
10/24	DUKE	TBA	TBA
10/31	at Boston College	TBA	TBA
11/12	at Georgia Tech	7:30 p.m.	ESPN
11/21	NORTH CAROLINA	TBA	TBA
11/28	at Virginia	TBA	TBA
12/5	ACC Championship	TBA	TBA

All times Eastern, home games in all caps
VIRGINIA TECH (0-0, 0-0 ACC)
HOKIES
GAME AT A GLANCE

Date:Monday, Sept. 7, 2015
Time: 8 p.m. ET
Location:Blacksburg, Va.
Venue:Lane Stadium (65,632)
Surface: Natural
Series:VT leads 1-0;
Last:VT won 35-21 (9/6/14)

DID YOU KNOW?

In 1983, Urban Meyer played 15 games for the Pulaski Braves (affiliate of Atlanta Braves) in Pulaski, Va., approx. 30 miles SW of Blacksburg. Frank Beamer was in his third season as head coach at Murray State in 1983 before taking over at VT in 1987.


NO. 1 OHIO STATE (0-0, 0-0 B1G)
BUCKEYES
273 WINS & COUNTING

Frank Beamer owns 273 career college victories, the most of any active FBS coach, the sixth-highest total in FBS history & more than these coaching icons.

No.	Coach	Years
255	Tom Osborne	1973-97
249	Lou Holtz	1969-04
234	Bo Schembechler	1963-89
226	Steve Spurrier	1987-pres.
205	Woody Hayes	1946-78

#22STRAIGHT

The Hokies own 22 straight bowl berths, the longest active streak recognized by the NCAA.

No.	Team	Head Coach(es)
22	Virginia Tech	Frank Beamer
18	Georgia	Jim Donnan, Mark Richt
18	Georgia Tech	O'Leary, Gailey, Johnson
16	Oklahoma	Bob Stoops
15	LSU	Nick Saban, Les Miles

10-WIN SEASONS

Dating back to 1995, no two Power Five programs own more 10-win seasons than VT and Ohio State.

No.	Team	HCs w 10+ win seasons
15	Ohio State	Cooper, Tressel, Meyer
13	Virginia Tech	Frank Beamer
12	Oklahoma	Bob Stoops

NO PASSING ZONE

Dating back to 1996, no Power Five team has forced more interceptions (327) and scored more INT return TDs (43) than Virginia Tech.

POWER FIVE INT LEADERS, 1996-PRESENT

INTs	Team	INT TDs	Top INT year
327	Virginia Tech	43	24 in 2002
317	Ohio State	35	25 in 2014
311	USC	35	24 in 1998

BROTHERLY LOVE

CB Kendall Fuller is the fourth sibling from his family to play for the Hokies, making the Fullers one of 23 families to have multiple members play for Beamer. Here is a quick look at the Fuller pipeline to Tech.

Fuller	VT Years	Draft	NFL GP/GS
CB Vinnie	2001-04	D4-05 (TEN)	76/5 (TEN/DET)
WR Corey	2012	D6-13 (DET)	16/2 (DET)
CB Kyle	2010-13	D1-14 (CHI)	16/14 (CHI)
CB Kendall	2013-15	ESPN Preseason All-America	

Hokies Open 29th Season Under Beamer, Rematch With Preseason No. 1 Ohio State Looms

- Virginia Tech hosts defending national champion OSU in one of the most highly-anticipated games in Lane Stadium lore.
- The Hokies handed the Buckeyes a 35-21 loss at Ohio Stadium (9/6/14) before 107,517 fans, the largest in-stadium crowd ever to witness a VT game, snapping OSU's 25-game regular season winning streak.
- OSU's last two losses have come vs. ACC foes (35-21 to Virginia Tech & 40-35 vs. Clemson on 1/3/14).
- OSU hasn't lost consecutive contests to the same foe in back-to-back years since losing 18-15 vs. USC (9/12/09).
- For the second time in three years, the Hokies open the season against the defending national champions after facing No. 1 Alabama to start the 2013 season. OSU is 38-3 overall under Urban Meyer.

Virginia Tech Owns One of Nation's Best Homefield Advantages at Lane Stadium

- Dating back to 1995, VT is 105-23 (.820) at Lane Stadium, the seventh-best home win percentage among Power Five teams over the past 20 seasons. Ohio State tops that list with a 121-16 (.883) mark.
- Since the start of the 1996 campaign, VT is 48-3 (.941) against non-conference foes at home, including a streak of 32 straight wins from 1999-09. VT has held 42 of those foes to 17 points or less.
- The Hokies are 83-3 (.865) overall at Lane Stadium when holding opponents to 17 or less since 1996.
- Dating back to 2000, Tech is 4-4 vs. AP Top 10 foes at home. VT has never defeated the nation's No. 1 squad, but register a 31-7 home win vs. No. 2 Miami (11/1/03) to end a 39-game Miami regular season win streak.

Turnovers, Big Plays & Third-Down Stats, Foster Leads the #LunchPaild

- Since Bud Foster took over as VT's sole defensive coordinator in 1996, VT (527) ranks fourth among Power Five squads in total takeaways, trailing only USC (556), Florida State (538) and Oregon (528).
- Over that same span, only Kansas State (112) has more combined defensive and special teams TDs than Virginia Tech (106). Ohio State is among four teams tied for third with 92.
- In OSU's 38 wins under Meyer, the Buckeyes are +16 in the turnover column have committed 1.5 giveaways per game (56 total). In three losses, they are -1 (2.5 gives per game, including three gives vs. VT (9/6/14).
- Preseason All-America CB Kendall Fuller pairs with Brandon Facyson to give VT one of the top FBS corner combos.
- Among Power Five teams, only Louisville & TCU (26 apiece) forced more INTs than Ohio State (25) in 2014.
- Dating back to 1996, only Florida State (31.2) has been better in third-down defense than VT (31.5).
- OSU's offense ranked third among Power Five teams with a third-down conversion rate of 52.0% (103 of 198).
- VT's defense held OSU to 25.0 (4 of 16) last year, while VT's offense converted 52.9% (9 of 17) third-down tries. In two CFB Playoff Games, OSU limited No. 1 Alabama & No. 3 Oregon to a combined 14.8% (4 of 27) on third down.

Tech's Offense Continues to Progress Under Loeffler, Key Scoring Stats on Hokies & Buckeyes

- Scot Loeffler's notable QB pupils include Tom Brady & Tim Tebow, as well as second-year VT starter, Michael Brewer.
- After throwing 10 INTs (5.2 INT %) in his first five starts, Brewer cut that total in half during the final eight games of the season (5 INTs, 2.0 INT %). He set VT highs with 345 yards & a 138.7 rating vs. Boston College (11/1/14).
- Versatile TE Bucky Hodges (team-high 7 TDs) WR Isaiah Ford (team-best 56 recs./709 yds and 6 TDs) are both back.
- Three Tech RBs had five 100-yard games in 2014: J.C. Coleman (2), Marshawn Williams (2) & Shai McKenzie (1).
- VT (41-125, 1 TDs) outgained OSU (40-108, 2 TDs) on the ground in last year's meeting in Columbus.
- After a 35-21 loss vs. VT (9/6/14), Ohio State outscored its final 13 foes by an average margin of 47.5 to 21.4.
- OSU is 33-1 under Meyer when scoring 30+ points. That lone loss was a 40-35 setback vs. Clemson (1/3/14).
- Dating back to 1996, VT held opponents to less than 30 points in 94.3% (116 of 123) of its games at Lane Stadium.
- Ohio State will be the first active Big Ten school to visit Lane Stadium. The Hokies are 10-1 (.909) at home vs. current B1G members: 6-0 vs. Rutgers, 3-1 vs. Maryland and 1-0 vs. Nebraska.

STREAKS STOP HERE

During the tenure of Frank Beamer, the Hokies have put a halt to several notable opponent streaks, including a quartet of big streak-stoppers vs. AP Top 25 foes. After snapping a string of 25 straight Ohio State wins last season, the Buckeyes visit Blacksburg owning a streak of 13 consecutive wins, including a 42-20 win vs. No. 3 Oregon in the CFB Playoff National Championship Game (1/12/15).

No.	Team	Win Streak Ended	Score	Date	Site
39	#2 Miami	Regular season	31-7	11/1/03	Lane Stadium
29	#19 TAMU	Home non-conf.	13-3	9/21/02	Kyle Field
25	#8 OSU	Regular season	35-21	9/6/14	Ohio Stadium
9	#9 Texas	Unbeaten streak	28-10	12/31/95	LA Superdome

WELCOME TO #SACKSBURG

Dating back to 1996, no Power Five team owns more sacks than VT. The Hokies sacked OSU 7.0 times last year, accounting for 25.0% of the 28.0 sacks allowed by the Buckeyes in all of their 15 games in 2014.

POWER FIVE SACK LEADERS, 1996-PRESENT

No.	Team	Top Year (FBS Rank)
723.0	Virginia Tech	58 in 1999 (1st)*
696.0	USC	55 in 2003 (1st)
678.0	Florida State	58 in 1997 (1st)*
647.0	Ohio State	45 in 2014 (7th)


*Top single-season FBS totals (1996-2014)

273

CAREER VICTORIES
MOST OF ANY ACTIVE COACH
SIXTH IN FBS HISTORY

41 WINS
VS. AP TOP 25
SINCE 1995

7 CONFERENCE CHAMPIONSHIPS



ONE OF ONLY 10 FBS COACHES WITH 200+ WINS AT ONE SCHOOL

134 BLOCKED KICKS

66 PUNTS • 40 FGs • 28 PATs

327 INTS FORCED - MOST IN POWER 5 SINCE 1996

VIRGINIA TECH'S COACHING TREASURE



FRANK BEAMER

HEAD COACH

273-138-4 (.663) • 34 SEASONS OVERALL
231-115-2 (.667) • 28 SEASONS AT TECH

105-23 (.820)
HOME RECORD SINCE 1995

13 SEASONS WITH 10+ WINS
ONLY OHIO STATE (15) HAS MORE
AMONG POWER 5 SINCE 1995

100

PERCENT GRADUATION RATE OF SENIORS SINCE 2012



22

CONSECUTIVE BOWL BERTHS

LONGEST ACTIVE FBS STREAK*

*AS RECOGNIZED BY THE NCAA

93

NFL DRAFTEES UNDER BEAMER



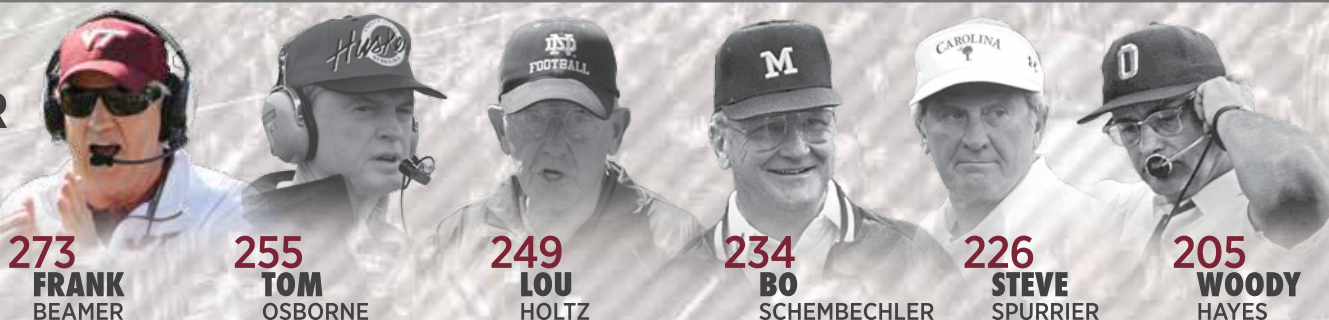
4 ACC TITLES IN 12 SEASONS
NO TEAM HAS MORE OVER THAT SPAN

106

VICTORIES
MOST OF ANY ACC SCHOOL SINCE 2004

MORE CAREER WINS

THAN THESE LEGENDS



273
FRANK BEAMER

255
TOM OSBORNE

249
LOU HOLTZ

234
BO SCHEMBECHLER

226
STEVE SPURRIER

205
WOODY HAYES

Frank Beamer (Virginia Tech '69), whose Virginia Tech teams have posted a 207-75 record over the past 22-plus seasons and have appeared in bowl games each year in that span, is in his 29th year as the head football coach at Tech and 35th overall. Beamer has guided the Hokies to a 231-115-2 record and sits with an overall record of 273-138-4.

Under Beamer, Tech football has enjoyed unprecedented success with 22 consecutive bowl appearances, four ACC titles, five ACC Coastal Division crowns, three BIG EAST Conference titles, two "major" bowl victories, six BCS appearances and a trip to the national championship game.

Tech won the BIG EAST title in 1995 and 1999, and shared it in '96. Beamer was voted BIG EAST Coach of the Year by the league's coaches each of those seasons and was tabbed the Atlantic Coast Conference Coach of the Year in both 2004 and 2005.

In 1997, he was inducted into the Virginia Tech Sports Hall of Fame, becoming the first active coach at the university to be honored in that fashion. Following the 1999 season, he earned eight national coach of the year honors.

During his undergraduate days at Tech, Beamer started three years as a cornerback and played on the Hokies' 1966 and 1968 Liberty Bowl teams.

The 68-year-old Hillsville, Virginia, product began as an assistant at Radford High School from 1969 through 1971. Then, after one season as a graduate assistant at the University of Maryland, he went to The Citadel where he worked five seasons under Bobby Ross and one year under Art Baker. His last two years at The Citadel, Beamer was the defensive coordinator. In 1979, he went to Murray State as the defensive coordinator under Mike Gottfried. He was named head coach at MSU in 1981 and went on to compile a six-year record of 42-23-2.

He is married to the former Cheryl Oakley of Richmond, Virginia. They have two children, Shane, a former member of his dad's football team at Virginia Tech and now the associate head coach/running backs coach at Virginia Tech; and daughter Casey, a 2003 graduate of Tech. He has four grandchildren, Sutton, Olivia and Hunter, children of Shane and his wife, Emily. Casey, who married former Virginia Tech wrestler Canaan Prater in 2012, had her first son, Hudson, in February.

Beamer was born in Mt. Airy, North Carolina, and grew up in Hillsville, Virginia. At Hillsville High, he earned 11 varsity letters as a three-sport athlete in football, basketball and baseball.

An avid NASCAR fan, Beamer has been the official starter for races at Bristol Motor Speedway, Martinsville Speedway and Richmond International Raceway.

Beamer had his No. 25 jersey retired by Tech in a pregame ceremony before the Marshall game in 2002.

SPRING ROAD ON VIRGINIA TECH CAMPUS RENAMED 'BEAMER WAY'

In appreciation for his many years of service and extraordinary contributions to university life, the Virginia Tech Board of Visitors renamed Spring Road in honor of Frank Beamer on Aug. 6, 2015. Recognizing contributions made both on and off the field by head football coach Beamer and his wife, Cheryl, Spring Road, which runs alongside the west stands and press box of Lane Stadium, is now known as Beamer Way. The official athletics department street address is 25 Beamer Way in recognition of Frank Beamer's jersey number when he played football for Tech from 1966-68. VT President Dr. Timothy Sands and VT Director of Athletics Whit Babcock made the official presentation in front of the football team in a team meeting on the eve of the start of preseason practice.

STABILITY AT THE TOP OF VIRGINIA TECH PROGRAM

Frank Beamer, the first Tech alumnus to guide Virginia Tech's football program since the 1940s, has coached and won more football games at Tech than any other head coach. Not one of the 128 active FBS head football coaches has been at his current school longer than Beamer, who is in his 29th year at Tech. He is the longest-tenured coach at the same school by a full 12 years (Oklahoma's Bob Stoops & Iowa's Kirk Ferentz - 17th seasons).

During Beamer's 28 previous years at Tech, 20 different power conference schools have had six or more head coaches, including five schools in the ACC: Pittsburgh (8), Boston College (7), Louisville (7), North Carolina (7) and Miami (6). Three schools - Pitt, Stanford and Vanderbilt - have had eight different coaches during the time Beamer has been the head coach at Tech.

Since the end of the 2009 season, 98 FBS schools have hired new head coaches.

MILESTONES FOR BEAMER

- **First Collegiate Game and Win:**
Southeast Missouri (37-23); Sept. 5, 1981 (*at Murray St.*)
- **First Win at Tech:** Navy (31-11); Oct. 3, 1987
- **50th Career Win:** West Virginia (12-10); Oct. 7, 1989
- **First Bowl Game and Bowl Win:**
Indiana (45-20); Independence Bowl; Dec. 31, 1993
- **100th Career Win:** East Carolina (35-14); Nov. 9, 1996
- **100th Win at Tech:** Connecticut (52-10); Sept. 1, 2001
- **150th Career Win:** Arkansas State (63-7); Aug. 25, 2004
- **150th Win at Tech:** Southern Miss (36-6); Oct. 21, 2006
- **200th Career Win:** Ohio (28-7); Sept. 15, 2007
- **200th Win at Tech:** East Carolina (17-10); Sept. 10, 2011
- **250th Career Win:** North Carolina (24-21); Nov. 17, 2011

MOST YEARS AT CURRENT FBS SCHOOL (ACTIVE)

29	Frank Beamer, Virginia Tech, 1987-present
24	Bill Snyder, Kansas St. 1989-2005, 2009-present
17	Kirk Ferentz, Iowa 1999-present
17	Bob Stoops, Oklahoma 1999-present
16	Gary Patterson, TCU 2000-present

BEAMER'S TITLES/HONORS

Conference Titles

Big East: 1995, 1996 (co), 1999; **ACC:** 2004, 2007, 2008, 2010

Conference Coach Of The Year Awards:

Big East: 1995, 1996, 1999; **ACC:** 2004, 2005

WINNINGEST NCAA FBS FOOTBALL COACHES

All-Time By Victories

record at four-year colleges only; bowl games included

1.	409	Joe Paterno
2.	377	Bobby Bowden (<i>12 wins vacated</i>)
3.	323	Bear Bryant
4.	319	Pop Warner
5.	314	Amos Alonzo Stagg
6.	273	Frank Beamer (active)
7.	257	LaVell Edwards
8.	255	Tom Osborne
9.	249	Lou Holtz
10.	244	Mack Brown

taken from 2015 NCAA Football Record Book

THE BEAMER FILE

PERSONAL:

Born:	October 18, 1946, Mt. Airy, N.C. (68 years old)
Hometown:	Hillsville, Va.
Wife:	former Cheryl Oakley
Children:	Shane, Casey Prater
Grandchildren:	Sutton, Olivia, Hunter, Hudson

EDUCATION:

High School:	Hillsville (1965)
College:	Virginia Tech (1969)
Postgraduate:	Radford University (1972)

PLAYING EXPERIENCE:

Virginia Tech	(1966-68)
---------------	-----------

COACHING EXPERIENCE:

1972	Graduate Assistant, Maryland
1973-76	Assistant Coach, The Citadel
1977-78	Defensive Coordinator, The Citadel
1979-80	Defensive Coordinator, Murray State
1981-86	Head Coach, Murray State
1981	(8-3)
1982	(4-7)
1983	(7-4)
1984	(9-2)
1985	(7-3-1)
1986	(7-4-1) Ohio Valley co-champs
1987-	Head Coach, Virginia Tech
1987	(2-9)
1988	(3-8)
1989	(6-4-1)
1990	(6-5)
1991	(5-6)
1992	(2-8-1)
1993	(9-3) Independence Bowl champs
1994	(8-4) Gator Bowl
1995	(10-2) BIG EAST champs; Sugar Bowl champs
1996	(10-2) BIG EAST co-champs; Orange Bowl
1997	(7-5) Gator Bowl
1998	(9-3) Music City Bowl champs
1999	(11-1) BIG EAST champs; Sugar Bowl/National Champ Game
2000	(11-1) Gator Bowl champs
2001	(8-4) Gator Bowl
2002	(10-4) San Francisco Bowl champs
2003	(8-5) Insight Bowl
2004	(10-3) ACC champs; Sugar Bowl
2005	(11-2) Gator Bowl champs
2006	(10-3) Chick-fil-A Bowl
2007	(11-3) ACC champs; Orange Bowl
2008	(10-4) ACC champs; Orange Bowl champs
2009	(10-3) Chick-fil-A Bowl champs
2010	(11-3) ACC champs; Orange Bowl
2011	(11-3) Sugar Bowl
2012	(7-6) Russell Athletic Bowl champs
2013	(8-5) Sun Bowl
2014	(7-6) Military Bowl champs
2015	(0-0)
Record at MSU:	42-23-2 (six seasons)
Record at VT:	231-115-2 (29th season)
Record (overall):	273-138-4 (35th season)

HOKIE TRENDS	2014	Beamer
August	1-0	5-3
September	3-2	80-29-1
October	0-2	67-34-1
November	2-2	65-33
December/January	1-0	14-16
VT's Conference (Big East/ACC) Record		
At home	1-3	63-21
On the road	2-2	58-28
Neutral	0-0	1-0
VT's Non-Conference Record		
At home	2-1	71-18-1
On the road	1-0	25-28-1
Neutral	1-0	13-20
VT vs. Ranked Opponents (AP)		
At home	0-0	20-15-1
On the road	2-0	17-21
Neutral	0-0	8-14
VT's Record in Games ...		
Decided by 4-7 pts.	1-3	27-27
Decided by 3 or less pts.	1-3	21-27-2
Home during the day	2-3	107-29-1
Away during the day	2-1	55-38
Home at night	1-1	27-10
Away at night	1-1	28-18-1
VT's Record When Scoring ...		
Less than 20 points	1-3	29-61-2
20-24 points	1-2	30-33
25+ points	5-1	172-21
VT's Record When Allowing ...		
Less than 14 points	1-1	126-6-1
14-24 points	6-1	88-30-1
25+ points	0-4	17-79
VT's Record When ...		
Leading after the 1st qtr	4-1	145-37
Trailing after the 1st qtr	1-3	40-52-2
Leading at halftime	5-1	183-30
Trailing at halftime	2-4	35-76
Leading after the 3rd qtr	6-1	205-22-1
Trailing after the 3rd qtr	1-4	16-88
Tied heading into the 4th qtr	0-1	10-5-1
Playing an OT game	0-1	6-4
Scoring first	5-1	158-41-1
Opponent scores first	2-5	73-74-1
Outrushing opponent	7-2	201-42-2
Being outrushed	0-4	29-73
Rushing total is even	0-0	1-0
Blocking a kick	1-2	76-35
Scoring a def/ST TD	5-0	86-25
VT's Record With ...		
Less than 300 yards total offense	1-3	36-53-1
300-399 yards total offense	3-2	93-38-1
400-499 yards total offense	3-1	78-18
500-599 yards total offense	0-0	18-6
600+ yards total offense	0-0	6-0
Less than 100 yards rushing	0-3	17-47
100-199 yards rushing	4-3	86-50-2
200-249 yards rushing	3-0	63-11
250+ yards rushing	1-0	66-7
Less than 100 yards passing	0-0	30-16
100-199 yards passing	4-2	109-59-1
200-299 yards passing	2-3	78-31-1
300-399 yards passing	0-1	13-8
400+ yards passing	0-0	0-1
VT's Record Allowing ...		
Less than 200 yards total offense	1-0	46-3
200-299 yards total offense	1-1	96-19-1
300-399 yards total offense	4-2	68-47-1
400-499 yards total offense	1-2	18-30
500-599 yards total offense	0-1	2-13
600+ yards total offense	0-0	1-3
Less than 100 yards rushing	3-2	127-27
100-199 yards rushing	4-0	87-50-2
200-249 yards rushing	0-2	12-16
250+ yards rushing	0-2	5-22
Less than 100 yards passing	0-1	33-12
100-199 yards passing	2-4	113-42-1
200-299 yards passing	4-0	62-36-1
300-399 yards passing	1-0	20-20
400+ yards passing	0-1	3-5

BROADCAST INFORMATION

Television: ESPN

play-by-play: Chris Fowler
analyst: Kirk Herbstreit
sidelines: Heather Cox

National Radio: Westwood One Sports

play-by-play: Scott Graham
analyst: Derek Rackley

Local Radio: Virginia Tech IMG Sports Network

play-by-play: Jon Laaser (1st season)
analyst: Mike Burnop (33rd season)
sidelines: Andrew Allegretta (4th season)

In Stadium Broadcast: 105.3 FM

Digital: Hokies Xtra & TuneIn (VTfeed; free on downloaded apps)

Sirius/XM: Channel 84 for Tech; Channel 83 for Ohio State

THE COACHES



Frank Beamer	Coach	Urban Meyer
Virginia Tech	School	Ohio State
Virginia Tech (1969)	Alma Mater	Cincinnati (1986)
231-115-2 (29th season)	Record at School	38-3 (fourth season)
273-138-4 (35th season)	Overall Record	142-26 (14th season)
1-0	Record vs. the opponent	0-1
1-0	Beamer vs. Meyer	0-1

BEAMER NOTABLES

273-138-4	Overall Record
231-115-2	Overall Record at Virginia Tech
135-39-1	Record Lane Stadium
65-23	Record in ACC Regular Season Games
45-50-1	Record vs. Top 25 Teams
46-11	Record vs. ACC Coastal Division
22-14	Record vs. ACC Atlantic Division
32-12	Record in ACC Home Games
33-11	Record in ACC Road Games
23-6	Record in ACC Coastal Home Games
9-6	Record in ACC Atlantic Home Games
23-5	Record in ACC Coastal Road Games
10-6	Record in ACC Atlantic Road Games
3-2	Record vs. ACC Atlantic Neutral Sites (ACC Champ)
22	Bowl Appearances
8	BCS/BCA Appearances
3	Big East Titles
5	ACC Champ. Game Appearances
4	ACC Titles

TEAM RESULTS FOR
BEAMER QUARTERBACKS

(starters; by victories)

Name	Years	Record	Pct.
Taylor, Tyrod	2007-10	34-8	.810
Randall, Bryan	2002-04	26-12	.684
Thomas, Logan	2011-13	26-14	.650
Vick, Michael	1999-00	21-1	.955
Druckenmiller, Jim	1995-96	20-4	.833
DeShazo, Maurice	1992-94	19-14-1	.586
Glennon, Sean	2006-08	18-8	.692
Furrer, Will	1988-91	16-18-1	.486
Clark, Al	1997-98	12-7	.632
Vick, Marcus	2005	11-2	.846
Noel, Grant	2001-02	10-4	.714
Brewer, Michael	2014-	7-6	.538
Sorensen, Nick	1997-98	3-1	.750
Young, Cam	1989	3-3	.500
Meyer, Dave	1998-00	2-1	.667
Chapman, Erik	1987	2-9	.182
Wooten, Rodd	1989, 91	1-2	.333
Koel, Treg	1992	0-1	.000
Totals	1987-	231-115-2	.667

WHERE BEAMER RANKS
AMONG NCAA FBS COACHES

Active Overall Wins

273	Frank Beamer (Virginia Tech)
226	Steve Spurrier (South Carolina)
216	Brian Kelly (Notre Dame)
210	Dennis Franchione (Texas State)
187	Bill Snyder (Kansas State)
186	Gary Pinkel (Missouri)
177	Nick Saban (Alabama)

Active Bowl Appearances (Consecutive)

22 (22)	Frank Beamer (Virginia Tech)
21 (7)	Steve Spurrier (South Carolina)
16 (16)	Bob Stoops (Oklahoma)
16 (13)	Nick Saban (Alabama)
16 (5)	Bill Snyder (Kansas State)

All-Time Coaching Wins at One School

409	Joe Paterno, Penn St. (1966-2011)
304	Bobby Bowden, Florida St. (1976-2009)
257	LaVell Edwards, BYU (1972-2000)
255	Tom Osborne, Nebraska (1973-97)
244	Amos Alonzo Stagg, Chicago (1892-1932)
233	Chris Ault, Nevada (1976-92, 95-95, 04-12)
232	Bear Bryant, Alabama (1958-82)
231	Frank Beamer, Virginia Tech (1987-)
205	Woody Hayes, Ohio St. (1951-78)
201	Vince Dooley, Georgia (1964-88)

COMEBACKS UNDER BEAMER

BIGGEST SECOND-HALF COMEBACK VICTORIES:

15 points	Virginia (1995)
trailed 29-14 after 3rd	won 36-29
14 points	North Carolina (2008)
trailed 17-3 in 3rd	won 20-17
11 points	Louisville (2004)
trailed 24-13 in 4th	won 35-24

BIGGEST TOTAL COMEBACK VICTORY:

20 points	Duke (2012)
trailed 20-0 in 1st	won 41-20

LAST MEETING



VIRGINIA TECH

35



No. 8/12

OHIO STATE

21

Ohio Stadium • Columbus, Ohio • September 15, 2014 • Attendance: 107,517

COLUMBUS, Ohio — Virginia Tech stunned nationally eighth-ranked Ohio State University at Ohio Stadium, 35-21, before a record crowd of 107,517 fans.

The win ended Buckeye streaks of 35 consecutive wins in home openers, which dated back to 1979, and 64 straight wins against unranked, non-conference foes that extended back to 1982.

Tech never trailed in the game, building a 21-7 advantage by halftime thanks to touchdowns from Shai McKenzie, Marshawn Williams and fullback Sam Rogers.

Ohio State capitalized on a pair of Hokie turnovers to pull even at 21-all with 11:40 left in the game, but he Hokies met the challenge with a pair of scores of their own over the last nine minutes, assuring their first victory away from home against a team ranked in the top eight.

With the game tied, Tech marched down the field and scored on a Bucky Hodges touchdown catch to take the lead for good.

Tech scored two touchdowns on the ground and two through the air before junior cornerback Donovan Riley clinched the win with a 63-yard interception return for a score with just 46 seconds remaining.

It was one of three interceptions for the defense, which also contributed seven quarterback sacks.

GAME NOTES

- The Hokies were the first unranked ACC team to beat a top-10 opponent on the road since Sept. 19, 2009 when Florida State defeated seventh-ranked BYU in Provo, Utah, 54-28.
- Senior Kyshoen Jarrett picked off a career-best two passes in the game, giving him four interceptions for his career.
- The Buckeye crowd of 107,517 represented the most people a Tech football team had ever played in front of.
- Cornerback Donovan Riley became the 86th different Tech player to score a touchdown on defense or special teams during Frank Beamer's tenure as head coach. Riley's interception and 63-yard return for a touchdown clinched the Tech win.
- Sophomore fullback Sam Rogers picked up his first collegiate touchdown, grabbing a 10-yard pass from Michael Brewer with 52 seconds remaining in the first half.

FINAL STATISTICS

	1	2	3	4	F
VIRGINIA TECH	14	7	0	14	- 35
OHIO STATE	7	0	7	7	- 21

SCORING

VT (7:05 re 1st) - McKenzie 2 run (Slye kick)
 OSU (3:51 re 1st) - Barrett 2 run (Nuernberger kick)
 VT (0:19 re 1st) - Williams 14 run (Slye kick)
 VT (0:52 re 2nd) - Rogers 10 pass from Brewer (Slye kick)
 OSU (3:01 re 3rd) - Thomas 53 pass from Barrett (Nuernberger kick)
 OSU (11:40 re 4th) - Elliott 15 run (Nuernberger kick)
 VT (8:44 re 4th) - Hodges 10 pass from Brewer (Slye kick)
 VT (0:46 re 4th) - Riley 63 interception return (Slye kick)

TEAM STATS

	VT	OSU
First downs	21	19
Rushing yds.	40-121	40-108
Passing yds.	199	219
Return yds.	130	24
Passes	23-36-2	9-29-3
Punts-avg.	6-44.7	6-39.7
Fumbles-lost	1-0	1-0
Penalties-yds.	10-107	7-62
Time of poss.	33:30	26:30
Sacks by	7-54	2-24

INDIVIDUAL STATS

Rushing: VT, Newsome 4-38, Rogers 1-17, Williams 12-20, Coleman 3-16, Brewer 10-16, Hodges 2-8, McKenzie 7-7, Stanford 1-6, Ford 1-(-3); OSU, Barrett 24-70, Elliott 8-32, Samuel 5-26, Wilson 2-(-5), Team 1-(-15).
Passing: VT, Brewer 23-36-2-199; OSU, Barrett 9-29-3-219.
Receiving: VT, Malleck 6-64, Byrn 5-51, Rogers 5-23, Ford 2-26, Hodges 2-21, Stanford 2-14, Coleman 1-0; OSU, Thomas 6-98, Smith 1-58, Wilson 1-40, Smith 1-23.

TECH IN OPENERS LAST 10 YEARS

Home Openers: 9-1 -- Season Openers: 6-4

Date	Rank (VT/Opp)	Opponent	Score
Aug. 30, 2014	NR/NR	William & Mary	W, 34-9
Aug. 31, 2013	NR/1	vs. Alabama*	L, 10-35
Sept. 7, 2013	NR/NR	Western Carolina	W, 45-3
Sept. 3, 2012	16/NR	Georgia Tech	W, 20-17 (OT)
Sept. 3, 2011	13/NR	Appalachian State	W, 66-13
Sept. 6, 2010	10/3	vs. Boise State**	L, 30-33
Sept. 11, 2010	13/NR	James Madison	L, 16-21
Sept. 5, 2009	7/5	vs. Alabama*	L, 24-34
Sept. 12, 2009	13/NR	Marshall	W, 52-10
Aug. 30, 2008	17/NR	vs. East Carolina***	L, 22-27
Sept. 6, 2008	NR/NR	Furman	W, 24-7
Sept. 1, 2007	9/NR	East Carolina	W, 17-7
Sept. 2, 2006	17/NR	Northeastern	W, 38-0
Sept. 4, 2005	8/NR	at NC State	W, 20-16
Sept. 17, 2005	4/NR	Ohio	W, 45-0

*Chick-fil-A Kickoff Game in Atlanta, Ga.

**FedExField, Landover, Md.

*** Bank of America Stadium, Charlotte, N.C.

TODAY IN TECH FOOTBALL HISTORY

Games Played on Sept. 7: Six times		Overall Record: 3-3	Home: 1-2
		Conference Record: 0-1	Away: 2-1
Date	Rank	Opponent	Score
Saturday, 2013	NR/NR	vs. Western Carolina	W, 43-3
Thursday, 2000	10/NR	at East Carolina	W, 45-28
Saturday, 1996	15/NR	at Akron	W, 21-18
Thursday, 1995	20/NR	vs. Boston College*	L, 14-20
Saturday, 1991	NR/NR	at NC State	L, 0-7
Saturday, 1985	NR/NR	vs. Richmond	L, 14-24
Total Points			139-100
Average			23-17
Most Points Scored (VT/Opp)			45/28 (2013/2000)
Fewest Points Scored (VT/Opp)			0/3 (1991/2013)
Shutouts By (VT/Opp)			- /1 (- /1991)
Largest Margin of Victory (VT/Opp)			42/10 (2013/1985)
Smallest Margin of Victory (VT/Opp)			3/6 (1996/1995)

2015 ACC STANDINGS/SCHEDULE

COASTAL DIVISION			This Week in The ACC	
Team	Conf.	Overall	Thursday, September 3	
Duke	0-0	0-0	North Carolina at South Carolina	
Georgia Tech	0-0	0-0	Wake Forest vs. Elon	
Miami	0-0	0-0	Georgia Tech vs. Alcorn State	
North Carolina	0-0	0-0	Duke at Tulane	
Pittsburgh	0-0	0-0	Friday, September 4	
Virginia	0-0	0-0	Syracuse vs. Rhode Island	
Virginia Tech	0-0	0-0	Saturday, September 5	
			Clemson vs. Wofford	
			Boston College vs. Maine	
			Pittsburgh vs. Youngstown State	
			Virginia at UCLA	
			Louisville vs. Auburn	
			Miami vs. Bethune-Cookman	
			NC State vs. Troy	
			Florida State vs. Texas State	
			Monday, September 7	
			Virginia Tech vs. Ohio State	

Keeping Up With The Non-Conference Foes

Furman: Sept. 5 vs. Coastal Carolina

Ohio State: Sept. 7 at Virginia Tech

Purdue: Sept. 6 at Marshall

East Carolina: Sept. 5 vs. Towson



2014 STARTERS GAME BY GAME

OFFENSE	FL	LT	LG	C	RG	RT	TE	QB	FB	TB	SE
W&M	Stanford	Gibson	Wang	Farris	Conte	McLaughlin	Malleck	Brewer	Rogers	Coleman	Ford
Ohio State	Hodges (TE)	Gibson	Wang	Farris	Conte	McLaughlin	Malleck	Brewer	Rogers	M. Williams	Phillips
East Carolina	Stanford	Gibson	Wang	Farris	Conte	McLaughlin	Malleck	Brewer	Rogers	M. Williams	Ford
Georgia Tech	Phillips	Gibson	Wang	Farris	Conte	McLaughlin	Hodges	Brewer	Byrn (WR)	M. Williams	Ford
Western Mich.	Phillips	Gibson	Wang	Farris	Conte	McLaughlin	Malleck	Brewer	Rogers	M. Williams	Hodges (TE)
North Carolina	Phillips	Gibson	Wang	Farris	Conte	McLaughlin	Malleck	Brewer	Hodges (TE)	M. Williams	Ford
Pittsburgh	Phillips	Gibson	Wang	Farris	Conte	McLaughlin	Malleck	Brewer	Hodges (TE)	Rogers	Ford
Miami	Phillips	Gibson	Teller	Wang	Conte	McLaughlin	Malleck	Brewer	Hodges (TE)	M. Williams	Ford
Boston College	Stanford	Gibson	Teller	Wang	Conte	McLaughlin	Malleck	Brewer	Hodges (TE)	M. Williams	Ford
Duke	Phillips	Gibson	Teller	Wang	Farris	Hansen	Malleck	Brewer	Hodges (TE)	M. Williams	Ford
Wake Forest	Byrn	Gibson	Teller	Wang	Farris	Hansen	Malleck	Brewer	Rogers	Coleman	Ford
Virginia	Phillips	Gibson	Teller	Wang	Farris	Hansen	Malleck	Brewer	Hodges (TE)	Byrn (WR)	Ford
Cincinnati	Phillips	Gibson	Teller	Wang	Farris	Conte	Malleck	Brewer	Hodges (TE)	Byrn (WR)	Ford
DEFENSE	DE	DT	DT	DE	ILB	ILB	WHIP	CB	ROV	FS	CB
W&M	Nicolas	Marshall	Maddy	Ekanem	Clarke	C. Williams	Di Nardo	Fuller	Jarrett	Bonner	Facyson
Ohio State	Nicolas	Marshall	Maddy	Ekanem	Clarke	C. Williams	Clark (NB)	Fuller	Jarrett	Bonner	Facyson
East Carolina	Nicolas	N. Williams	Maddy	Ekanem	Clarke	C. Williams	Clark (NB)	Fuller	Jarrett	Bonner	Facyson
Georgia Tech	Nicolas	Baron	Maddy	Ekanem	Clarke	C. Williams	Jarrett (NB)	Fuller	Riley	Bonner	Clark
Western Mich.	Nicolas	Baron	N. Williams	Ekanem	Clarke	C. Williams	Clark (NB)	Fuller	Greene	Bonner	Riley
North Carolina	Nicolas	Marshall	N. Williams	Ekanem	Clarke	C. Williams	Clark (NB)	Fuller	Jarrett	Bonner	Riley
Pittsburgh	Nicolas	Marshall	N. Williams	Ekanem	Clarke	C. Williams	Di Nardo	Fuller	Jarrett	Bonner	Clark
Miami	Nicolas	Marshall	N. Williams	Ekanem	Clarke	Motuapuaka	Riley (NB)	Fuller	Jarrett	Bonner	Clark
Boston College	Nicolas	Marshall	N. Williams	Ekanem	Clarke	Motuapuaka	Di Nardo	Fuller	Jarrett	Bonner	Clark
Duke	Nicolas	Marshall	N. Williams	Ekanem	Clarke	Motuapuaka	Riley (NB)	Fuller	Jarrett	Bonner	Clark
Wake Forest	Nicolas	Marshall	N. Williams	Ekanem	Clarke	Motuapuaka	Riley (NB)	Fuller	Jarrett	Bonner	Clark
Virginia	Nicolas	Marshall	N. Williams	Ekanem	Clarke	C. Williams	Di Nardo	Fuller	Jarrett	Bonner	Clark
Cincinnati	Nicolas	Stroman (CB)	N. Williams	Ekanem	Clarke	C. Williams	Riley (NB)	Fuller	Jarrett	Bonner	Clark

2015 PRESEASON HONORS LIST

CB Chuck Clark

All-ACC Third Team, Phil Steele

All-ACC Fourth Team, Athlon Sports

LB Deon Clarke

All-ACC Second Team, Athlon Sports

All-ACC Third Team, Phil Steele

RB J.C. Coleman

All-ACC Fourth Team, Athlon Sports

DE Ken Ekanem

Lombardi Award Watch List

All-ACC First Team, Athlon Sports

All-ACC First Team, Phil Steele

CB Brandon Facyson

All-ACC Second Team, Athlon Sports

All-ACC Second Team, Phil Steele

CB Kendall Fuller

Thorpe Award Watch List

Walter Camp Award Watch List

Bednarik Award Watch List

Preseason First-Team All-American, ESPN.com

Preseason Second-Team All-American, SI.com

First-Team Preseason All-American, Athlon Sports

First-Team Preseason All-American, Phil Steele

All-ACC Preseason Team, Media

All-ACC Preseason Team, ESPN.com

All-ACC First Team, Athlon Sports

All-ACC First Team, Phil Steele

WR Isaiah Ford

All-ACC Third Team, Athlon Sports

All-ACC Third Team, Phil Steele

TE Bucky Hodges

Mackey Award Watch List

Third-Team Preseason All-American, Phil Steele

Fourth-Team Preseason All-American, Athlon Sports

All-ACC Preseason Team, Media

All-ACC Preseason Team, ESPN.com

All-ACC First Team, Athlon Sports

All-ACC First Team, Phil Steele

DT Luther Maddy

Lombardi Award Watch List

Danny Wuerffel Award

All-ACC Preseason Team, Media

All-ACC Preseason Team, ESPN.com

All-ACC First Team, Athlon Sports

TE Ryan Malleck

Mackey Award Watch List

DT Corey Marshall

All-ACC Second Team, Athlon Sports

All-ACC Second Team, Phil Steele

OL Jonathan McLaughlin

All-ACC Second Team, Athlon Sports

All-ACC Fourth Team, Phil Steele

DE Dadi Nicolas

Lombardi Award Watch List

Bednarik Award Watch List

Fourth-Team Preseason All-American, Athlon Sports

Fourth-Team Preseason All-American, Phil Steele

All-ACC Preseason Team, Media

All-ACC Preseason Team, ESPN.com

All-ACC First Team, Athlon Sports

All-ACC First Team, Phil Steele

CB Greg Stroman

All-ACC Third Team Specialist, Athlon Sports

OL Wyatt Teller

All-ACC First Team, Athlon Sports

CAREER AND ACTIVE STARTS CHART

Offense	Current		
	2015	Streak	Career
Brewer, M.	-	13	13
Caleb, J.	-	-	1
Cline, K.	-	-	7
Coleman, J.C.	-	-	9
Conte, A.	-	1	10
Edmunds, T.	-	-	10
Ford, I.	-	8	11
Hansen, W.	-	-	3
Hodges, B.	-	2	11
Knowles, D.	-	-	10
Malleck, R.	-	9	19
McLaughlin, J.	-	-	23
Meyer, C.	-	-	3
Phillips, C.	-	2	9
Rogers, S.	-	-	7
Teller, W.	-	6	6
Williams, M.	-	-	8

Defense	Current		
	2015	Streak	Career
Baron, W.	-	-	2
Clark, C.	-	12	14
Clarke, D.	-	13	13
Ekanem, K.	-	13	13
Facyson, B.	-	-	12
Fuller, K.	-	16	25
Greene, D.	-	-	1
Maddy, L.	-	-	33
Marshall, C.	-	-	14
Motuapuaka, A.	-	-	4
Nicolas, D.	-	13	14
Riley, D.	-	1	7
Stroman, G.	-	1	1
Vandyke, R.	-	-	2
Williams, N.	-	10	11

Specialists	Current		
	2015	Streak	Career
D'Antuono, E. (LS)	-	26	26
Hughes, A.J. (P)	-	39	39
Ludwig, M. (KO)	-	1	14
Slye, J. (PK/KO)	-	13	13

STARTED EVERY GAME IN 2015

Offense (0):

Defense (0):

Specialists (0):

LONGEST ACTIVE STREAKS

A.J. Hughes	39
Eddie D'Antuono	26
Kendall Fuller	16
Michael Brewer	13
Deon Clarke	13
Ken Ekanem	13
Dadi Nicolas	13
Joey Slye	13

CAREER GAMES PLAYED AND STARTS

Name	Yr.	GP	GS
Asante, K.	r-Sr.	17	1
Baron, W.	Jr.	25	2
Brewer, M. (13 games at TTU)	r-Sr.	26	13
Burns, D.	r-Jr.	4	0
Caleb, J.	r-Jr.	24	1
Chung, K.	r-So.	1	0
Clark, C.	Jr.	25	14
Clarke, D.	Sr.	25	13
Cline, K.	r-So.	14	7
Coleman, J.C.	Sr.	36	9
Conte, A.	r-Jr.	17	10
D'Antuono, E.	r-Jr.	26	26
Dooley, S.	r-So.	13	0
Durkin, C.	r-Fr.	0	0
Edmunds, T.	r-Jr.	19	10
Ekanem, K.	r-Jr.	24	13
Facyson, B.	r-So.	15	12
Ford, I.	So.	13	11
Frye, D.	Sr.	28	0
Fuller, K.	Jr.	26	25
Gallo, E.	So.	3	0
Greene, D.	r-Jr.	22	1
Hansen, W. (17 games at RPI)	r-Sr.	30	3
Haynes, J.	r-Jr.	8	0
Hodges, B.	r-So.	13	11
Huelskamp, S.	r-So.	2	0
Hughes, A.J.	Sr.	39	39
Jones, G.	r-Jr.	10	0
Knowles, D.	r-Sr.	38	10
Ludwig, M.	Jr.	18	15
Maddy, L.	r-Sr.	42	33
Malleck, R.	r-Sr.	39	19
Marshall, C.	r-Sr.	39	14
McKenzie, S.	So.	5	0
McKinnon, D.	r-Jr.	18	0
McLaughlin, J.	Jr.	22	22
Meyer, C.	r-Jr.	24	3
Motley, B.	r-Jr.	4	0
Motuapuaka, A.	r-So.	12	4
Newsome, D.	r-So.	12	0
Nicolas, D.	r-Sr.	36	14
Osterloh, P.	r-So.	6	0
Pfaff, B.	r-Fr.	1	0
Phillips, C.	So.	13	9
Riley, D.	Sr.	39	7
Rogers, S.	Jr.	26	7
Santamaria, M.	r-Fr.	0	0
Shegog, A.	r-So.	6	0
Slye, J.	So.	13	13
Smith, A.	r-Jr.	17	0
Stroman, G.	So.	13	1
Taylor, C.	r-So.	0	0
Teller, W.	r-So.	13	6
Vandyke, R.	r-Sr.	26	0
Walker, R.	So.	11	0
Williams, M.	So.	9	8
Williams, N.	r-Jr.	26	10
Wright, J.	Jr.	14	0

2014 PLAYS BREAKDOWN

No.	Name	O	D	ST	T
1	Isaiah Ford	815	0	0	815
2	Donovan Riley	0	508	155	663
3	Greg Stroman	0	12	124	136
4	J.C. Coleman	145	0	57	202
4	Ken Ekanem	0	670	115	785
5	Cam Phillips	614	0	36	650
7	Bucky Hodges	565	0	61	616
9	Brenden Motley	23	0	0	23
11	Kendall Fuller	0	797	116	913
12	Michael Brewer	873	0	0	873
14	Trey Edmunds	44	0	38	82
15	Joel Caleb	65	0	106	171
19	Chuck Clark	0	770	80	850
20	Deon Newsome	81	0	148	229
23	Der'Woun Greene	0	27	40	67
24	Anthony Shegog	0	4	29	33
25	Jerome Wright	10	0	0	10
26	Desmond Frye	0	6	6	12
27	A.J. Hughes	0	0	123	123
28	Shai McKenzie	85	0	0	85
29	Greg Jones	0	0	72	72
30	Mitchell Ludwig	0	0	28	28
31	Brandon Facyson	0	103	7	110
35	Dahman McKinnon	0	7	27	34
37	Ronny Vandyke	0	9	301	310
40	Deon Clarke	0	801	59	860
42	Marshawn Williams	205	0	0	205
43	Seth Dooley	0	100	169	269
45	Sam Rogers	528	0	172	700
46	Joey Slye	0	0	80	80
50	Jamieon Moss	0	0	109	109
54	Andrew Motuapuaka	0	324	86	410
56	Sean Huelskamp	0	0	10	10
57	Wyatt Teller	498	0	55	553
59	Eddie D'Antuono	0	0	133	133
60	Woody Baron	0	172	6	178
61	Kyle Chung	3	0	0	3
64	Eric Gallo	14	0	0	14
67	Parker Osterloh	10	0	10	20
71	Jonathan McLaughlin	603	0	40	643
72	Augie Conte	694	0	55	749
74	Braxton Pfaff	5	0	0	5
75	Alston Smith	31	0	0	31
77	Wade Hansen	289	0	74	363
80	Demitri Knowles	54	0	29	83
81	Kevin Asante	13	0	31	44
83	Charley Meyer	0	0	90	90
88	Ryan Malleck	636	0	103	739
89	Kalvin Cline	58	0	9	67
90	Dadi Nicolas	0	713	66	779
92	Luther Maddy	0	201	18	219
93	Jeremy Haynes	0	0	41	41
95	Nigel Williams	0	512	97	609
96	Corey Marshall	0	553	13	566
98	Ricky Walker	0	88	54	142

LONGEST CONTINUOUS TENURED ASSISTANT COACHES (ACTIVE)

Only 31 of the 1,152 full-time assistants in FBS have been at their current schools since 2005. Below is the top 10

1.	1983	Gary Campbell - Oregon RBs coach
2.	1987	*Bud Foster - Virginia Tech DC
3.	1990	Bryan Stinespring - Virginia Tech TEs coach
4.	1993	Jerry Brown - Northwestern DBs coach
	1993	Don Pellum - Oregon DC
6.	1994	Odell Haggins - Florida State DTs coach
	1994	Mo Latimore - Kansas State DLs coach
8.	1996	Charley Wiles - Virginia Tech DL coach
	1996	Andy Hill - Missouri QBs coach
	1996	Dale Pehrson - Navy DL coach

* - Tech's Bud Foster, who became the Hokies' defensive coordinator in 1995, is also the nation's longest-tenured DC by 10 seasons. Ohio State's Luke Fickell is the second-longest tenured, taking over the Buckeyes' DC duties in 2005.

info courtesy of CoachingSearch.com - Chris Vannini

GAME DAY COACHING ASSIGNMENTS

ON THE FIELD

Frank Beamer.....	head coach
Shane Beamer.....	assoc. head coach/RBs
Bud Foster.....	defensive coordinator/ILBs
Stacy Searels.....	offensive line
Zohn Burden.....	wide receivers
Charley Wiles.....	defensive line

IN THE BOOTH

Cornell Brown.....	outside linebackers
Torrian Gray.....	defensive secondary
Scot Loeffler.....	offensive coordinator/QBs
Bryan Stinespring.....	recruiting coordinator/TEs

RUSHING = WINS

- Under **Frank Beamer** (348 games), the Hokies are 201-42-2 when outrushing their opponents, 29-73 when being outrushed and 1-0 when the rushing total is even.
- In Tech's current 22-year bowl run (since 1993), Tech is 180-26 when outrushing its opponents, 26-49 when being outrushed and 1-0 when the rushing total is even.
- In its current 22-year bowl run (since 1993), Tech is 115-8 when rushing for 200 yards or more.
- Since the start of the 2000 season, the Hokies are 44-0 when rushing 50 times or more in a game (last loss: 1999 national championship game to FSU; rushed 52 times).
- Since the start of the 1999 season, Tech is 135-20 when outrushing its opponent and 19-36 when being outrushed.

ALL SCORERS RETURN

- Every single Hokie who scored a point last season for the Virginia Tech Hokies - a total of 313 points - returns in 2015. The list includes 14 players - four of whom were on the defensive side of the ball.
- The Hokies' top scorer is kicker **Joey Slye**, who connected on 20-of-28 field goals and converted 33-of-34 on extra points for 93 points.
- **Bucky Hodges** led the team in touchdowns, catching seven touchdown passes in 2014 - a Tech single-season record for tight ends, while also adding a TD on a blocked punt in the end zone against Virginia. He also caught a two-point conversion attempt to give him 50 points for the year.
- **Ryan Malleck** contributed a pair of TD grabs to give the tight end position a total of nine TD catches for the season.
- Third on the list overall was **Isaiah Ford**, who as a freshman, hauled in six touchdown passes, while classmate **Cam Phillips** snagged three.
- On the ground, **Marshawn Williams** led the way with four touchdown runs, while **Shai McKenzie** (3) and **J.C. Coleman** (2).
- Quarterback **Michael Brewer** had two rushing touchdowns and fullback **Sam Rogers** added one.
- **Donovan Riley** and **Kendall Fuller** each reached the end zone after an interception, while **Andrew Motuapuaka** (on kick-off coverage) and **Greg Stroman** each hit paydirt on a fumble return.

#LUNCHPAILD

During Bud Foster's 258-game tenure as defensive/co-defensive coordinator, Tech has ...

- had 48 different defensive players score touchdowns.
- scored 74 touchdowns (51 on pass interceptions, 22 on fumble returns and one on a fumble recovery).
- held opponents to an average of 110.0 yards rushing and 17.1 points per game.
- been nationally ranked in the top five of a major defensive category 37 times. Tech finished No. 1 in total defense in 2005 and 2006, second in 2001 and third in 1999.
- pitched 28 shutouts.
- had at least one defensive player earn All-America honors from some publication in 17 of 19 seasons. Four players gained A-A recognition in 1999 and three were honored in 2001.
- produced six first-team All-Americans and 12 others who have earned second- or third-team All-America honors from one of the recognized groups.
- had 37 players drafted by NFL teams.
- produced its first Lombardi Award winner and its first Nagurski Trophy winner in Corey Moore.
- produced two BIG EAST defensive players of the year - Corey Moore (1998, 1999), and Cornell Brown (1995).
- featured 10 players who have recorded nine or more interceptions in their career.

THE STORIED LUNCH PAIL

- Taken with the Hokies wherever they go is the storied lunch pail. The Pail served as the inspiration for Tech's record-setting 1995 defense, symbolizing Tech's blue collar approach to defensive football. Every year since, a member of the defense has been responsible for toting a new Pail.
- Coach Rod Sharpless, then the co-defensive coordinator along with Bud Foster, brought a lunch pail back from New Jersey and they decided that it would become the symbol of the 1995 defense. Sharpless' mother-in-law found the now famous original lunch pail in Mercerville, N.J., where it had belonged to a coal miner.
- The players put the unit goals, weekly goals, the keys to success for the week and a signed mission statement before the season in the Pail ... plus the turf from road wins.

OFFENSIVE LINE PLAY BREAKDOWN FOR 2014 OHIO STATE GAME, 2014 SEASON AND CAREER

(offensive plays only, S-started
Italics - graduated)

	OSU	2014	Career
K. Chung	INJ	3	3
A. Conte	S/79	694	707
C. Farris	S/79	706	2093
E. Gallo	DNP	14	14
L. Gibson	S/79	916	1872
W. Hansen	DNP	289	289
J. McLaughlin	S/79	603	1455
P. Osterloh	DNP	14	14
C. Pettit	DNP	0	0
B. Pfaff	DNP	5	5
A. Smith	DNP	31	40
W. Teller	DNP	498	498
D. Wang	S/79	876	2328

CHARTING THE DEFENSES OF THE HOKIES AND BUCKEYES

Since 1996, when Bud Foster took over sole duties as Tech's defensive coordinator, the Hokies have consistently been one of the best defenses in the country. The rankings below* show how the Hokies and the Buckeyes stack up nationally over the last 19 seasons.

HOME WIN. PCT. - 1995-PRES.
1. Ohio State 121-16 .883
2. Nebraska 117-22 .842
3. Florida State 106-21 .835
4. Florida 107-22 .829
5. Oregon 107-22 .829
6. Oklahoma 100-21 .826
7. Virginia Tech 105-23 .820
8. LSU 113-26 .813
9. Texas 96-24 .800
10. Kansas State 110-28 .797

MOST INT RETURN TDS
1. 43 Virginia Tech
2. 40 Florida State
3. 38 Arizona State
4. 37 Florida
5. 36 Oklahoma/Nebraska
Kansas State

THIRD-DOWN DEFENSE
1. 31.2 Florida State
2. 31.5 Virginia Tech
3. 32.0 TCU
4. 32.5 Oklahoma
5. 32.9 Nebraska
6. 33.0 Florida
7. 33.1 Texas
8. 33.1 Alabama
9. 33.8 Ohio State
10. 33.9 LSU

OPP. PASSER RATING
1. 105.3 Virginia Tech
2. 105.6 Florida
3. 106.2 Nebraska
4. 107.3 Ohio State
5. 107.4 LSU

FEWEST YPG ALLOWED
1. 292.1 Alabama
2. 299.4 Virginia Tech
3. 303.5 Ohio State
4. 307.8 Florida
5. 308.4 TCU

FEWEST PPG ALLOWED
1. 16.6 Ohio State
2. 16.7 Alabama
3. 16.9 Virginia Tech
4. 18.1 LSU
5. 18.2 Florida/Florida State

DEF./SP. TEAMS TDS
1. 112 Kansas State
2. 106 Virginia Tech
3. 92 Ohio State/USC
Florida State/Miami

RUSHING YPG ALLOWED
1. 103.9 Alabama
2. 105.4 TCU
3. 106.0 Ohio State
4. 110.8 Florida State
5. 111.7 Virginia Tech

OVERALL TDS ALLOWED
1. 471 Ohio State
2. 477 Alabama
3. 495 Virginia Tech
4. 514 Penn State
5. 515 Florida

* - Power 5 schools
1996-present unless noted

VIRGINIA TECH'S 256-GAME SCORING STREAK

Virginia Tech's current 256-game scoring streak from 1995 to present stands as the 12th-longest in Division I-A college history, and the sixth-longest active streak in the FBS. In the 256-game run, Tech scored on its first offensive possession 82 times, plus another five occasions where it scored on returns on its first touch of the game. The Hokies have scored in the first quarter 185 times during the streak, and have had it extended by halftime in 243 of the 256 games. Here's that list: (* — includes a blocked punt recovery in the end zone prior to the first offensive possession against Akron in 1995; an interception return prior to the first offensive possession at Clemson in 2007; an interception return prior to the first offensive possession against Boston College in 2008; a blocked punt return prior to the first offensive possession against Marshall in 2013; and a fumble return on the opening kickoff of the 2014 Western Michigan game):

School	Streak	Dates	Ended By
Michigan	365	10/27/1984 - 9/6/2014	Notre Dame
Brigham Young	361	9/27/1975 - 11/15/2003	Utah
Florida	334	11/05/1988 - present
Texas	281	11/29/1980 - 10/02/2004	Oklahoma
TCU	280	11/23/1991 - present
Washington State	280	10/22/1984 - 10/18/2008	USC
Washington	272	11/14/1981 - 10/16/2004	USC
Air Force	271	12/31/1992 - present
Oregon	267	10/05/1985 - 11/15/2007	UCLA
Tennessee	259	9/24/1994 - present
Ohio State	259	12/30/1993 - present *
Virginia Tech	256	9/23/1995 - present
Georgia	250	10/7/95 - present *
UCLA	245	10/02/1971 - 10/17/1992	Arizona State
Nebraska	245	9/05/1996 - present
Colorado	242	11/19/1988 - 10/25/2008	Missouri
Nebraska	233	1/01/1974 - 11/29/1991	Miami, Fla.
Florida State	232	9/10/1988 - 11/11/2006	Wake Forest
Wisconsin	231	9/06/1997 - 11/29/2014	Ohio State
Kansas State	229	11/23/1996 - present
Georgia Tech	225	10/30/1997 - present
Boise State	225	10/11/1997 - present

* — had 13 games vacated by NCAA from 2010 season (not included in streak)

Season	Games	1st Poss.	Scored On/In:					Points Scored		
			1Q	2Q	3Q	4Q	OT	Wins	Losses	Ties
1995	10	2*	6	3	1	0	0	335	0	—
1996	12	6	9	3	0	0	0	328	42	—
1997	12	3	8	3	1	0	0	244	80	—
1998	12	6	11	1	0	0	0	299	82	—
1999	12	4	11	1	0	0	0	455	29	—
2000	12	7	10	1	0	1	0	463	21	—
2001	12	3	10	1	1	0	0	314	62	—
2002	14	4	11	3	0	0	0	303	126	—
2003	13	7	11	2	0	0	0	328	132	—
2004	13	4	7	4	1	1	0	358	42	—
2005	13	3	10	2	0	1	0	411	29	—
2006	13	4	9	4	0	0	0	282	54	—
2007	14	6*	9	4	1	0	0	364	38	—
2008	14	3*	7	7	0	0	0	230	79	—
2009	13	5	11	1	1	0	0	350	64	—
2010	14	5	9	5	0	0	0	416	58	—
2011	14	4	9	5	0	0	0	358	33	—
2012	13	2	8	4	0	1	0	200	126	—
2013	13	4*	11	1	1	0	0	168	83	—
2014	13	5*	8	3	0	1	1	212	101	—
2015										
Totals	256	87	185	58	7	5	1	6418	1281	0

Virginia Tech has a **190-66** record during the scoring streak, averaging **33.8** points in the wins and **19.4** points in the losses. The Hokies had only six occasions where they were delayed extending the streak until the fourth quarter or overtime. The last time came in 2014 in an overtime loss at Wake Forest. The latest Tech scored its first points in a game was in overtime in 2014 at Wake Forest. Here's a look at those occasions.

(* — in Sugar Bowl in New Orleans; ^ — Russell Athletic Bowl in Orlando):

Date	Game	Opponent	Fourth Quarter/OT Score (first if multiple scores)	Time Left (4Q)	Result
Nov. 4, 2000	67	at Miami	Lee Suggs 1 yd run	12:23	L, 21-41
Jan. 3, 2005	122	Auburn*	Josh Morgan 29 yd pass from Bryan Randall	6:58	L, 13-16
Nov. 5, 2005	131	Miami	Marcus Vick 2 yd run	8:06	L, 7-27
Dec. 28, 2012	230	Rutgers ^	Cody Journell 25 yd FG	12:14	W, 13-10 (ot)
Oct. 23, 2014	251	Miami	Isaiah Ford 14 yd pass from Mark Leal	1:30	L, 6-30
Nov. 22, 2014	254	at Wake Forest	Joey Slye 28 yd FG	OT	L, 3-6 (2ot)

There have been **nine** occasions where Virginia Tech scored just once to continue the streak, by nine different players. Only twice did Tech's lone score come in the fourth quarter of a game: 2005 when Marcus Vick scored on a 5-yard run with 8:06 left in a 27-7 loss and in 2014 when Isaiah Ford caught a 14-yard pass from Mark Leal with 1:30 left in a 30-6 loss and once it came in overtime, last year at Wake Forest on a Joey Slye field goal. A look at these nine times with one score.

(* — denotes Gator Bowl in Jacksonville):

Date	Game	Opponent	The Hokie To Score	Time Left	Result
Jan. 1, 1998*	34	vs. North Carolina	Shayne Graham 40 yd FG	4:37, 3Q	L, 3-42
Nov. 3, 2001	78	at Pittsburgh	Ronyell Whitaker 71 yd blocked FG return	1:42, 1Q	L, 7-38
Oct. 22, 2003	103	at West Virginia	Vincent Fuller 50 yd fumble return	2:07, 2Q	L, 8-27
Nov. 5, 2005	131	Miami	Marcus Vick 2 yd run	8:06, 4Q	L, 7-27
Oct. 12, 2006	141	at Boston College	Brandon Pace 36 FG	0:41, 2Q	L, 3-22
Sept. 8, 2007	150	at LSU	Tyrod Taylor 1 yd run	4:38, 3Q	L, 7-48
Oct. 1, 2011	208	Clemson	Cody Journell 24 FG	4:35, 2Q	L, 3-23
Oct. 23, 2014	251	Miami	Isaiah Ford 14 yd pass from Mark Leal	1:30, 4Q	L, 6-30
Nov. 22, 2014	254	at Wake Forest	Joey Slye 28 yd FG	OT	L, 3-6 (2ot)

The One-Scorers (9): Ford 1, Fuller 1, Graham 1, Journell 1, Pace 1, Slye 1, Taylor 1, Marcus Vick 1, Whitaker 1 (four field goals, two rushing touchdowns, one pass, one fumble return, one blocked field goal return)

TOUCHDOWNS BY DEFENSE & SPECIAL TEAMS

1987: Jon Jeffries, 92-yd. kickoff return vs. Clemson; Don Stokes, recovered blocked punt in end zone vs. Syracuse; Randy Cockrell (ilb), 90-yd. interception return vs. Navy.

1988: Don Stokes, recovered blocked punt in end zone vs. Southern Miss; Jock Jones, recovered blocked punt in end zone vs. West Virginia; Roger Brown (cb), 55-yd. interception return vs. South Carolina; Leslie Bailey (ilb), 19-yd. interception return vs. South Carolina.

1989: Marcus Mickel, 90-yd. kickoff return vs. Clemson; Jock Jones (olb), 55-yd. interception return vs. Tulane; Roger Brown (cb), 55-yd. interception return vs. North Carolina State.

1990: The '90 season marked the first and only season to date during Beamer's tenure that Tech failed to score at least one TD on either defense or special teams.

1991: P.J. Preston (olb), recovered fumble in end zone vs. Oklahoma; Ken Landrum, 18-yd. blocked punt return vs. Cincinnati; Kirk Alexander (fs), 95-yd. interception return vs. Cincinnati.

1992: Tyronne Drakeford (cb), 40-yd. interception return vs. East Carolina; Tony Kennedy, 91-yd. kickoff return vs. Louisville; Ken Brown (olb), 18-yd. interception return vs. Rutgers.

1993: William Ferrell, 7-yd. blocked punt return vs. Rutgers; DeWayne Knight (olb), 23-yd. fumble return vs. Syracuse; Jeff Holland (dt), 8-yd. fumble return vs. Virginia; Lawrence Lewis (de), 20-yd. fumble return vs. Indiana; Antonio Banks, 80-yd. blocked field goal return vs. Indiana.

1994: Torrian Gray (rov), 66-yd. interception return vs. Boston College; Stacy Henley, 25-yd. blocked punt return vs. Temple; Lawrence Lewis (de), 60-yd. fumble return vs. East Carolina; Antonio Freeman, 80-yd. punt return vs. Pittsburgh.

1995: Jermaine Holmes, recovered blocked punt in end zone vs. Akron; Hank Coleman (de), 51-yd. fumble return vs. Rutgers; Myron Newsome (ilb), 71-yd. interception return vs. Rutgers; Larry Green (cb), 37-yd. interception return vs. West Virginia; Jim Baron (dt), 46-yd. fumble return vs. Temple; J.C. Price (dt), 19-yd. interception return vs. Temple; Antonio Banks (cb), 65-yd. interception return vs. Virginia; Bryan Still, 60-yd. punt return vs. Texas; Jim Baron (dt), 20-yd. fumble return vs. Texas.

1996: Cornelius White, 60-yd. blocked punt return vs. Syracuse; Keion Carpenter (fs), 100-yd. interception return vs. Miami.

1997: Carl Bradley (dt), recovered fumble in end zone vs. Rutgers; Pierson Prioleau (rov), 43-yd. fumble return vs. Rutgers; Lorenzo Ferguson (fs), 84-yd. interception return vs. Arkansas St.; Anthony Midget (cb), 22-yd. fumble return vs. Pittsburgh.

1998: Keion Carpenter (fs), 16-yd. interception return vs. Pittsburgh; Pierson Prioleau (rov), 85-yd. interception return vs. Boston College; Marcus Gildersleeve, recovered blocked punt in end zone vs. UAB; Ricky Hall, 17-yd. blocked punt return vs. West Virginia; Ricky Hall, recovered blocked punt in end zone vs. Syracuse; Loren Johnson (cb), 78-yd. fumble return vs. Syracuse; Ike Charlton (cb), 26-yd. interception return vs. Rutgers; Jamel Smith (lb), 98-yd. interception return vs. Rutgers; Anthony Midget (cb), 27-yd. interception return vs. Alabama.

1999: Ike Charlton (cb), 34-yd. interception return vs. Clemson; Corey Moore (de), 32-yard fumble return vs. Clemson; Cory Bird (rov), 26-yd. fumble return vs. Syracuse; Phillip Summers (rov), 43-yd. interception return vs. Syracuse; Tee Butler, recovered fumble by punter in end zone vs. Syracuse; Ricky Hall, 64-yd. punt return vs. Miami; Ike Charlton (cb), 51-yd. fumble return vs. Miami; Larry Austin (cb), 31-yd. interception return vs. Temple.

2000: Willie Pile (fs), 11-yd. interception return vs. Akron; Cory Bird, 9-yd. blocked punt return vs. East Carolina; André Davis, 87-yd. punt return vs. East Carolina; André Davis, 71-yd. punt return vs. Boston College; André Davis, 76-yd. punt return vs. WVU; Nathaniel Adibi (de), 36-yd. fumble return vs. UCF.

2001: Channing Reed (dt), 8-yd. fumble return vs. Rutgers; Kevin McCadam (rov), 69-yd. interception return vs. UCF; André Davis, 55-yd. punt return vs. UCF; Jim Davis (de), 27 yd. interception return vs. West Virginia; Kevin McCadam (rov), 9-yd. fumble return vs. Boston College; Ronyell Whitaker, 71-yd. blocked field goal return vs. Pittsburgh; Brandon Manning, 22-yd. blocked punt return vs. Miami.

2002: DeAngelo Hall, 69-yd. punt return vs. Arkansas State; DeAngelo Hall (cb), 49-yd. interception return vs. Arkansas State; Jason Lallis (dt), 59-yd. fumble return vs. Arkansas State; Alex Markogiannakis (ilb), 25-yd. fumble return vs. Western Michigan; DeAngelo Hall, 51-yd. punt return vs. Rutgers; Darryl Tapp, 11-yd. blocked punt return vs. Virginia; Willie Pile (fs), 96-yd. interception return vs. Miami.

2003: Jason Lallis (dt), 45-yd. interception return vs. UCF; Eric Green (cb), 84-yd. interception return vs. UConn; Mike Imoh, 91-yd. kickoff return vs. UConn; Chris Clifton, 16-yd. blocked punt return vs. UConn; Jimmy Williams (fs), 55-yd. interception return vs. Rutgers; DeAngelo Hall, 58-yd. punt return vs. Syracuse; DeAngelo Hall, 60-yd. punt return vs. Syracuse; Vincent Fuller (cb), 50-yd. fumble return vs. WVU; DeAngelo Hall (cb), 28-yd. fumble return vs. Miami; Eric Green (cb), 51-yd. interception return vs. Miami; DeAngelo Hall, 52-yd. punt return vs. Cal.

2004: Jason Lallis (de), 28-yd. fumble return vs. Western Michigan; Brandon Flowers (cb), 38-yd. interception return vs. Western Michigan; Vincent Fuller, 74-yd. blocked field goal return vs. West Virginia; Bl. Warren (ilb), 46-yd. interception return vs. Florida A&M; Roland Minor (cb),

64-yd. interception return vs. Georgia Tech; Jimmy Williams (cb), 34-yd. interception return vs. Maryland.

2005: Roland Minor (cb), 23-yd. interception return vs. Duke; D.J. Parker, 78-yd. blocked field goal return vs. Georgia Tech; Xavier Adibi (ilb) 25-yd. interception return vs. Georgia Tech; Chris Ellis (de), 29-yd. interception return vs. Georgia Tech; Vince Hall (ilb) 15-yd. fumble return vs. Marshall; Vince Hall (ilb) 13-yd. interception return vs. Boston College; James Anderson (olb) 39-yd. interception return vs. Louisville.

2006: Brenden Hill (olb), 69-yd. interception return vs. North Carolina; Eddie Royal, 58-yd. punt return vs. Duke; Victor "Macho" Harris (cb), 72-yd. interception return vs. Cincinnati; Noland Burchette (de), 15-yd. fumble return vs. Kent State; Xavier Adibi (ilb), 35-yd. fumble return vs. Wake Forest.

2007: Victor "Macho" Harris (cb), 17-yd. interception return vs. East Carolina; Brandon Flowers (cb), 49-yd. interception return vs. William & Mary; Eddie Royal, 60-yd. punt return vs. William & Mary; D.J. Parker (fs), 32-yd. interception return vs. Clemson; Eddie Royal, 82-yd. punt return vs. Clemson; Victor "Macho" Harris, 100-yd. kickoff return vs. Clemson; Chris Ellis (de), 5-yd. interception return vs. Florida State; Xavier Adibi (lb), 40-yd. interception return vs. Boston College; Justin Harper, 84-punt return vs. Kansas.

2008: Stephan Virgil (cb), 30-yd. fumble return vs. East Carolina; Brett Warren (ilb), 36-yd. interception return vs. Boston College; Victor "Macho" Harris (cb), 55-yd. interception return vs. Boston College; Victor "Macho" Harris (cb), 23-yd. interception return vs. Duke; Orion Martin (de), 17-yd. fumble return vs. Boston College.

2009: Dyrell Roberts, 98-yd. kickoff return vs. Alabama; Jayron Hosley, 64-yd. punt return vs. Marshall; Matt Reidy, 1-yd. blocked punt return vs. Miami; Rashad Carmichael (cb) 22-yd. interception return vs. Boston College.

2010: Rashad Carmichael (cb), 68-yd. interception return vs. East Carolina; David Wilson, 92-yd. kickoff return vs. NC State; Jayron Hosley, 80-yd. punt return vs. Central Michigan; David Wilson, 90-yd. kickoff return vs. Georgia Tech; Jeron Gouveia-Winslow (olb), 24-yd. interception return vs. Florida State.

2011: Kyle Fuller, recovered blocked punt in end zone vs. Appalachian State.

2012: Kyshoen Jarrett, 94-yd. punt return vs. Pittsburgh; Demetri Knowles, 93-yd. kickoff return vs. North Carolina.

2013: Detrick Bonner (fs), 37-yd. interception return vs. Western Carolina; Derek Di Nardo 11-yd. blocked punt return vs. Marshall.

2014: Donovan Riley (cb), 63-yd. interception return vs. Ohio State; Andrew Motuapuaka 11-yd. fumble return on kickoff vs. Western Michigan; Kendall Fuller (cb), 47-yd. interception return vs. North Carolina; Bucky Hodges recovered blocked punt in end zone vs. Virginia; Greg Stroman (cb), 12-yd. fumble return vs. Cincinnati.

2015:

The Tally Sheet

TOTAL: 139

Defense: 86 TDs

Type	Total	Last
Pass Interceptions	57	Kendall Fuller (47 yds), 2014 at North Carolina
Fumble Returns	27	Greg Stroman (12 yds), 2014 vs. Cincinnati
Fumble Recoveries	2	Carl Bradley (end zone), 1997 vs. Rutgers)

Special Teams: 53 TDs

Type	Total	Last
Punt Returns	19	Kyshoen Jarrett (94 yds), 2012 vs. Pittsburgh
Blocked Punts	19	Bucky Hodges (end zone), 2014 vs. Virginia
Kickoff Returns	9	Demetri Knowles (93 yds), 2012 vs. North Carolina
Blocked Field Goals	4	D.J. Parker (78 yds), 2005 vs. Georgia Tech
Fumble Recovery	1	Tee Butler (end zone by punter), 1999 vs. Syracuse
Fumble Returns	1	Andrew Motuapuaka (kickoff), 2014 vs. Western Mich.

VIRGINIA TECH'S BLOCKED KICKS UNDER FRANK BEAMER

Totals: 134 in 348 games (66 punts, 40 FGs, 28 PATs)

1987 (1 punt, 1 PAT, 1 FG)

Syracuse – punt* (Jimmy Whitten) hL
East Carolina – PAT (na) hL
Cincinnati – FG (Roger Brown) hW

1988 (4 punts, 3 FGs)

Clemson – punt (Jock Jones) aL
Southern Miss – punt* (Archie Hopkins) aL
West Virginia – punt* (Archie Hopkins) hL
Cincinnati – punt+ (Jock Jones) aW
Louisville – FG (Jimmy Whitten) aL
Florida State – FG (Roger Brown);
FG+ (Roger Brown) aL

1989 (1 punt, 1 FG)

Tulane – punt+ (Archie Hopkins) hW
NC State – FG (Jock Jones) aW

1990 (2 punts, 4 PATs, 1 FG)

East Carolina – PAT (John Rivers) aW
South Carolina – PAT (John Rivers) hL
Florida State – punt+ (Scott Jones) aL
West Virginia – FG+ (Bernard Basham) hW
Temple – punt (Archie Hopkins) aL
NC State – PAT (Bernard Basham) hW
Virginia – PAT (Bernard Basham) hW

1991 (3 punts, 3 FGs)

James Madison – FG (Bernard Basham) hW
Oklahoma – FG (Bernard Basham) aL
Cincinnati – punt+ (P.J. Preston);
punt* (Kirk Alexander) hW
Louisville – FG (John Rivers) hW
East Carolina – punt (Marcus McClung) hL

1992 (5 PATs, 1 FG)

James Madison – PAT (John Rivers);
FG+ (Kirk Alexander) hW
East Carolina – PAT (Bernard Basham) aL
West Virginia – PAT (David Wimmer) hL
Miami – PAT (Bernard Basham) hL
Virginia – PAT (David Wimmer) hL

1993 (4 punts, 2 FGs)

Miami – punt@ (Willie Wilkins) aL
Maryland – FG (George DelRico) hW
Rutgers – punt* (Marcus McClung) hW
Syracuse – punt+ (William Ferrell) hW
Virginia – punt# (Brandon Semones) aW
Indiana – FG* (Jeff Holland) nW

1994 (2 punts, 2 FGs)

Arkansas St. – FG (Cornell Brown) hW
Temple – punt* (William Ferrell) hW
Miami – punt# (Michael Williams) aL
Rutgers – FG (Michael Williams) hW

1995 (4 punts, 3 PATs, 1 FG)

BC – PAT (Waverly Jackson) hL
Cincinnati – FG (Jim Baron);
PAT (Lawrence Lewis) hL
Miami – punt# (Angelo Harrison) hW
Pittsburgh – punt+ (Angelo Harrison);
punt# (Angelo Harrison) aW
Akron – punt* (Okesa Smith);
PAT (Lawrence Lewis) hW

1996 (5 punts, 1 PAT)

Akron – PAT (John Engelberger) aW
BC – punt+ (Keion Carpenter) aW
Syracuse – punt* (Cornelius White) aL
Temple – punt (Keion Carpenter) hW
SW Louisiana – punt (Michael Stuewe);
punt+ (Keion Carpenter) hW

1997 (2 punts, 3 PATs, 2 FGs)

Arkansas St. – FG+ (Carl Bradley) hW
WVU – punt# (Phillip Summers) aL
Miami – PAT (Carl Bradley) hW
Pittsburgh – PAT (Corey Moore);
PAT (John Engelberger) aL
Virginia – punt (Keion Carpenter);
FG (John Engelberger) aL

1998 (8 punts, 2 PATs, 2 FGs)

East Carolina – FG+ (Corey Moore) hW
Miami – PAT (John Engelberger) aW
Pittsburgh – FG (Corey Moore);
punt# (Larry Austin) hW
Boston College – punt (Keion Carpenter);
punt+ (André Davis) aW
UAB – punt* (Larry Austin) aW
WVU – punt* (Marcus Gildersleeve);
PAT (John Engelberger) hW
Syracuse – punt* (Anthony Midget) aL
Alabama – punt (Keion Carpenter);
punt+ (Corey Moore) nW

1999 (1 punt, 1 PAT)

Rutgers – PAT^ (Carl Bradley) aW
Pittsburgh – punt+ (André Davis) aW

2000 (4 punts, 2 FGs, 2 PATs)

Akron – FG+ (Cory Bird) hW
East Carolina – punt* (Wayne Ward);
FG (Larry Austin) aW
Rutgers – punt+ (Eric Green) hW
Temple – punt+ (Wayne Ward) hW
West Virginia – punt (Lee Suggs)
PAT (Lamar Cobb) hW
Pittsburgh – PAT (David Pugh) hW

2001 (5 punts, 2 FGs)

W. Michigan – punt+ (Wayne Ward) hW
Rutgers – punt@ (Eric Green) aW
UCF – punt@ (Brandon Manning) hW
Pittsburgh – FG* (Lamar Cobb) aL
Virginia – punt (Wayne Ward) aW
Miami – FG# (David Pugh);
punt* (Eric Green) hL

2002 (5 punts, 2 FGs)

LSU – punt+ (Justin Hamilton);
punt@ (Jason Lallis) hW
Marshall – FG+ (Team) hW
Western Michigan – FG (Jeff King) aW
Pittsburgh – punt+ (Nathaniel Adibi) hL
West Virginia – punt# (Ernest Wilford) hL
Virginia – punt* (Justin Hamilton) hW

2003 (1 punt, 3 FGs)

UConn – punt* (Nathaniel Adibi) hW
Rutgers – FG (Jeff King) aW
Syracuse – FG (Vincent Fuller) hW
Miami – FG (Eric Green) hW

2004 (1 punt, 3 FGs)

W. Michigan – FG+ (Jim Davis);
punt+ (Darryl Tapp) hW
West Virginia – FG* (Jim Davis) hW
Virginia – FG (Jim Davis) hW

2005 (2 FGs, 1 punt)

Georgia Tech – FG* (Jeff King) hW
North Carolina – FG+ (Darryl Tapp);
punt+ (Macho Harris) hW

2006 (3 punts, 2 FGs)

Northeastern – punt+ (Cary Wade);
FG (Kory Robertson) hW
North Carolina – punt+ (Josh Morgan) aW
Cincinnati – punt@ (Josh Morgan) hW
Miami – FG (Duane Brown) aW

2007 (2 punts, 1 FG, 1 PAT)

Duke – punt+ (Stephan Virgil) aW
Virginia – punt# (Davon Morgan) aW
Boston College (ACC) – FG (Duane Brown)
PAT ^ (Duane Brown) nW

2008 (2 PAT, 2 FGs, 1 punt)

East Carolina – PAT^ (John Graves) nL
Furman – FG (John Graves) hW
Georgia Tech – PAT (John Graves) hW
Nebraska – punt@ (Stephan Virgil) aW
BC – FG# (Jason Worlds) aL

2009 (1 punt)

Miami – punt* (Jacob Sykes) hW

2010 (2 PAT, 1 punt)

Boise State – punt (Davon Morgan)
PAT (Andre Smith) nL
Stanford – PAT (Andre Smith) nL

2011 (1 punt)

Appalachian State – punt* (Tony Gregory) hW

2012 (1 punt)

Austin Peay – punt+ (Tony Gregory) hW

2013 (1 punt, 1 FG)

Marshall – punt+ (Kyle Fuller)
FG (Derrick Hopkins) hW

2014 (1 FG, 1 PAT, 1 punt)

Pitt – FG+ (Dadi Nicolas) aL
Miami – PAT (Dadi Nicolas) hL
Virginia – punt * (C.J. Reavis) hW

2015

* - recovered or returned for TD;
+ - led to TD;
@ - led to safety;
- led to field goal;
^ - led to a two-point defensive extra point

HOKIES IN THE NFL

AS OF AUG. 29

Name	Team
Nick Becton	New Orleans
Duane Brown	Houston
Kam Chancellor	Seattle
Antone Exum, Jr.	Minnesota
Brandon Flowers	San Diego
Corey Fuller	Detroit
Kyle Fuller	Chicago
James Gayle	Washington
Laurence Gibson	Dallas
DeAngelo Hall	Washington
Jayron Hosley	NY Giants
Will Montgomery	Chicago
Joshua Morgan	New Orleans
Vinston Painter	Cleveland
Eddie Royal	Chicago
Darryl Tapp	Detroit
Tyrod Taylor	Buffalo
Logan Thomas	Arizona
Michael Vick	Pittsburgh
Chase Williams	Oakland

COACHES/STAFF

Bruce Arians	Arizona Head Coach
Malcolm Blacken	Washington Dir. of Player Develop.
Eugene Chung	KC Asst. Off. Line
Keith Gray	Phi. Asst. S&C Coach
Anthony Midget	Hou. Asst. Secondary
Chris Peduzzi	Phi. Head Athletic Trainer
Nick Rapone	Arizona Defensive Backs
Nick Sorensen	Sea Special Teams
Todd Washington	Balt. Assistant Off. Line

TECH PLAYERS WITH NFL FATHER CONNECTIONS

Current Players

Kyle Chung (Eugene Chung)
 Calvin Cline (Mike Cline)
 Trey, Terrell and Tremaine Edmunds (Ferrell Edmunds)
 Alston Smith (Bruce Smith)

Former Players

Ken, Jr. and Jason Barefoot (Ken Barefoot, Sr.)
 Chad Beasley (Tom Beasley)
 Chad and Cody Grimm (Russ Grimm)
 Billy Hardee, III (Billy Hardee, Jr.)
 Kenny Lewis, Jr. (Kenny Lewis, Sr.)
 Jake Patten (Joel Patten)
 Jim Pyne (George Pyne)
 Josh Trimble (the late Steve Trimble)
 Beau, Blake and Brett Warren (Don Warren)
 Chase Williams (Gregg Williams)
 Tyrel Wilson (James Wilson)
 Jeron Gouveia-Winslow (Kurt Gouveia)

A FAMILY AFFAIR

The Virginia Tech football program prides itself on the family atmosphere it instills. That atmosphere hasn't gone unnoticed as several sets of brothers and sons of former Hokies have followed in their footsteps and decided to play for head coach Frank Beamer and his staff. Below is a list of current players who have followed in the footsteps of their relatives.

Current players

Woody Baron (junior)

Uncle: Jim Baron (lettered 1994-95)

Kyle Chung (redshirt sophomore)

Father: Eugene Chung (lettered 1988-91)

Tremaine Edmunds (freshman)

Brothers: Terrell Edmunds (redshirt freshman)

Trey Edmunds (redshirt junior)

Coleman Fox (freshman)

Father: Rich Fox (lettered 1986-89)

Kendall Fuller (junior)

Brothers: Corey Fuller (lettered 2010-13)

Kyle Fuller (lettered 2010-13)

Vincent Fuller (lettered 2001-04)

Deon Newsome (redshirt sophomore)

Father: Myron Newsome (lettered 1995-96)

Alston Smith (redshirt junior)

Father: Bruce Smith (lettered 1981-84)

Ronny Vandyke (redshirt senior)

Brother: Devin Vandyke (played 2012-14)

Trent Young (redshirt freshman)

Father: Cam Young (lettered 1988-89)

TECH PLAYERS WITH NFL CONNECTIONS

Current Player(s)

Woody Baron - uncle, **James Baron**, played at Tech before playing in the NFL with Detroit and Chicago.

Kyle Chung - father, **Eugene Chung**, played at Tech before playing in the NFL with New England, Jacksonville and Indianapolis. He is currently the offensive line assistant of the Kansas City Chiefs.

Kalvin Cline - father, **Mike Cline**, was drafted by the Green Bay Packers.

Trey, Terrell and Tremaine Edmunds - father, **Ferrell Edmunds**, played seven seasons in the NFL as a tight end, earning two Pro Bowl nods.

Kendall Fuller - brother, **Vincent Fuller**, played six seasons as a defensive back for the Tennessee Titans while brothers **Kyle** (Chicago Bears) and **Corey** (Detroit Lions) are currently playing in NFL.

Alston Smith - father, **Bruce Smith**, was a standout player for the Hokies before going on to star in the NFL. The all-time sacks leader was inducted in to the NFL Hall of Fame in 2010.

MORE ON THE FULLERS

The Fullers became the first family at Tech to send four brothers to the school. More impressively is that, despite three of them playing on the defensive side of the ball, all four of them have scored at least one touchdown in their Tech careers.

VINCENT FULLER - CB

At VT: 142 tackles, 19 PBU, 8 INTs, 3 FR

Two TDs: 50-yd fumble return; 74-yd blocked FG return

Fourth-round pick of Tennessee; 8 years in the NFL

COREY FULLER - WR

At VT (2 seasons): 45 rec., 815 yds, 6 TDs

Final TD was only touchdown in 13-10 win over Rutgers in Russell Athletic Bowl

Sixth-round pick of Detroit; in third year in the NFL

2015 Stats:

KYLE FULLER - CB

At VT: 173 tackles, 23.5 TFL, 28 PBU, 6 INTs, 4 FF

Second-team All-American

One TD: recovered blocked punt in end zone

First-round pick of Chicago; in second year in the FL

2015 Stats:

KENDALL FULLER - CB

At VT: 112 tackles, 26 PBU, 8 INTs, 2 FR, 1 FF

2014 Second-Team All-American; First-team All-ACC

One TD: 47-yd INT for a touchdown at UNC

OF NOTE: If Kendall gets drafted and plays in the NFL, the four Fullers will become just the second group of four brothers to play in the NFL and the first group of four brothers to be drafted to the NFL out of the same college. Jim (Notre Dame), Joey (USC), Keith (USC) and Ross (Notre Dame) Browner are four brothers who played in the NFL in the late 1970s and 1980s, but went to different schools.

MORE ON THE EDMUNDS

Not to be outdone, the three Edmunds - Trey, Terrell and Tremaine - have become the first trio of brothers to play for head coach Frank Beamer all at the same time and are the fourth family to have at least three sons play at Tech.

The Fullers, again, are the only set of four brothers to play in Blacksburg, while the Houserights had four family members play for the Hokies.

Father: Bill Houseright (lettered 1973-77)

Sons: Bill Houseright, Jr. (lettered 1995)

Jake Houseright (lettered 1998-01)

Jonas Houseright (lettered 2006-08)

The only other trio of brothers to play for Tech was the Warrens.

Brothers: Blake Warren (lettered 2002-05)

Brett Warren (lettered 2004-05, 2007-08)

Beau Warren (lettered 2007-10)

TIES BETWEEN OHIO AND VIRGINIA

Ohio State

Coaches - Larry Johnson: From 1992 to 1993, he was head coach at T. C. Williams High School in Alexandria, Va. (made famous by the film Remember the Titans); **Matt Thurin:** is married to Elizabeth Tinto, who is from Chesapeake, Va.

Athletes: #10 Jalyn Holmes: from Norfolk, Va.; #30 Tyler Durbin: from Fairfax, Va.; #56 Matthew Burrell: from Woodbridge, Va.; #88 AJ Alexander from Burke, Va.

Virginia Tech

Coaches - Scot Loeffler: For two seasons (2009 and 2010), he was Florida's quarterbacks' coach under then head coach Urban Meyer. The Barbenton, Ohio, native helped the Meyer-led Gators to a 21-6 record in the span.

Athletes: #13 Chris Durkin: from Poland, Ohio; #58 Colt Pettit: from Deshler, Ohio.

TECH IN OVERTIME (6-4)

9/19/98	at Miami	27	20	W	OT
11/9/02	at Syracuse	42	50	L	3OT
11/15/03	at Temple	24	23	W	OT
1/3/12	vs. Michigan	20	23	L	OT
9/3/12	Georgia Tech	20	17	W	OT
11/17/12	at Boston College	30	23	W	OT
12/28/12	vs. Rutgers	13	10	W	OT
9/21/13	Marshall	29	21	W	3OT
11/16/13	Maryland	24	27	L	OT
11/22/14	at Wake Forest	3	6	L	2OT

LANE STADIUM - HOME OF THE HOKIES

Rising high into the mountainous sky of the New River Valley, Virginia Tech's Lane Stadium enters its 51st year of football competition in 2015. The Tech football team has enjoyed over two decades of success, going to 22 straight bowl games and winning 10 or more games eight straight seasons from 2004-11. A big part of that success is the home-field advantage the Hokies enjoy at Lane Stadium/Worsham Field.

Billed as the toughest place in college football for opponents to play by Rivals.com in 2005 and one of the scariest places to play by ESPN.com in 2007, the Hokies play not only on one of the best playing surfaces in the nation, but with the south end zone and west side additions, the Hokies compete in one of the best stadiums in the nation.

Sitting at roughly 2,057 feet above sea level, the stadium is the second-highest among all FBS schools in the eastern United States, trailing only Appalachian State (3,300). Completed in 1965, Lane Stadium/Worsham Field has gone through numerous changes, renovations and additions. But through it all, it has always been regarded as one of the finest places to watch – and toughest places for opponents to play – a college football game.

A WINNING TRADITION

On Sept. 22, 1994, Tech won its 100th game in Lane Stadium in memorable fashion before a national television audience on ESPN with a 34-6 win over rival West Virginia. On Nov. 1, 2003, Tech upset No. 2 Miami 31-7 to pick up its 150th all-time win at Lane Stadium, marking the highest-ranked opponent the Hokies have ever defeated.

Tech's overall record at Lane Stadium is 208 wins, 76 losses and six ties in 50 years of play. The Hokies are 134-39-1 at home during Coach Frank Beamer's tenure at Virginia Tech and more impressively, are 113-25 in Blacksburg during the past 22 seasons.

Since joining the ACC prior to the 2004 season, Tech has accumulated a record of 53-14 at home, including a conference mark of 32-12. The Hokies went 32-9 at Lane Stadium/Worsham field while a member of the BIG EAST.

A large part of that impressive record is the home-field environment created by the fans, as Lane Stadium was sold out for 94 consecutive games, starting with the final game of the 1998 season against Virginia and running through the 2012 season.

THE HOKIE STONE

Before each home football game, Virginia Tech football players and coaching staff enter Lane Stadium through a tunnel. On the stadium-side entrance to Worsham Field, they pass beneath a Hokie Stone, which they touch for good luck and is flanked by these words: "For those who have passed. For those to come ... Reach for Excellence."

ENTER SANDMAN

The history behind Virginia Tech's use of Metallica's "Enter Sandman" started during the 2000 season. That summer Tech added a new scoreboard to Lane Stadium and the athletics marketing team decided to use the scoreboard for an entrance video. The group considered "Welcome to the Jungle" by Guns N' Roses and "Sirius" by the Alan Parsons Project before settling on "Enter Sandman." It has been the entrance song for the Hokies ever since.

TECH VS. NO. 1

Virginia Tech football has faced a team ranked No. 1 eight times. This will be the second time in three years, the Hokies open with the No. 1 team and the third time they will face a No. 1-ranked team in Blacksburg.

Date	Opponent	Location	Score
Oct. 27, 1979	at Alabama	Tuscaloosa, Ala.	L, 7-31
Oct. 12, 1991	vs. Florida State	Orlando, Fla.	L, 20-33
Oct. 24, 1992	vs. Miami	Blacksburg, Va.	L, 23-43
Jan. 4, 2000	vs. Florida State	New Orleans, La.	L, 29-46
Dec. 1, 2001	vs. Miami	Blacksburg, Va.	L, 24-26
Dec. 7, 2002	at Miami	Miami, Fla.	L, 45-56
Aug. 28, 2004	vs. USC	Landover, Md.	L, 13-24
Aug. 31, 2013	vs. Alabama	Atlanta, Ga.	L, 10-35

HOKIES AREN'T PUSHOVERS

Yes, it's true the football team has never beaten a top-ranked team, but many schools have come to Blacksburg with that No. 1 ranking in other sports and left with a loss - see below. Overall, Tech teams have 14 wins over No. 1 programs, with baseball leading the way with six, men's basketball has four and both soccer's have two wins each.

Sport	Date	Opponent	Score
Men's Basketball	Jan. 10, 1983	Memphis	69-56
Baseball	March 18, 2006	Florida State	9-7
Men's Basketball	Jan. 13, 2007	North Carolina	94-88
Women's Soccer	Oct. 4, 2009	North Carolina	1-0
Men's Basketball	Feb. 26, 2011	Duke	64-60
Men's Soccer	Sept. 10, 2011	North Carolina	1-0
Baseball	March 13, 2015	Virginia	2-1
Baseball	March 14, 2015	Virginia	3-1
Baseball	March 15, 2015	Virginia	6-5

LANE STADIUM HISTORIC MILESTONES

	Date	Opponent	Result	Score
First Win at Lane Stadium	Oct. 2, 1965	William & Mary	W	9-7
First Televised Game	Oct. 29, 1966	Florida State	W	23-21
First Night Game	Nov. 25, 1982	Virginia	W	21-14
First Game Under Coach Beamer	Sept. 12, 1987	Clemson	L	10-22
First ESPN Game	Nov. 24, 1990	Virginia	W	38-13
First ESPN GameDay Appearance	Oct. 16, 1999	Syracuse	W	62-0
Frank Beamer's 100th Win at Tech	Sept. 1, 2001	Connecticut	W	52-10
Tech's 600th win	Sept. 6, 2003	James Madison	W	43-0
150th win at Lane Stadium	Nov. 1, 2003	Miami	W	31-7
First ACC Game and Win	Sept. 18, 2004	Duke	W	41-17
250th game at Lane Stadium	Nov. 6, 2008	Maryland	W	23-13
200th win at Lane Stadium	Oct. 13, 2012	Duke	W	41-20

2015 HOME OPPONENTS and SERIES RECORDS AT LANE STADIUM

	W	L	T
Duke	7	1	0
Furman	1	0	0
North Carolina	4	1	0
North Carolina State	2	1	1
Ohio State	0	0	0
Pittsburgh	5	1	0

**160,000**

Capacity of Bristol Motor Speedway

115,109

Current college football single-game record set in 2013 – Notre Dame at Michigan

107,517

Attendance for Tech's 2014 win at Ohio State

236 MILES

Distance between Blacksburg & Knoxville

1937

Last time the Hokies and the Volunteers met in the regular season

37-14

Result of last meeting between two schools, a Virginia Tech win in the 2009 Chick-fil-A Bowl

8,500 TONS

Amount of rock needed to form base of field

THE BATTLE AT BRISTOL

VIRGINIA TECH vs. TENNESSEE - SEPT. 10, 2016

On Oct. 14, 2013, Virginia Tech and Tennessee announced plans to play a non-conference football game at the Bristol Motor Speedway in 2016 at a joint news conference held at the speedway – a game that was dubbed as the “Battle at Bristol.”

The Bristol Motor Speedway will become a football venue next year when the Hokies take on neighboring Tennessee – the two schools are just 236 miles apart – in a non-conference tilt. Track officials anticipate the Sept. 10, 2016 game will break college football's all-time single-game attendance mark. The current record occurred in 2013 when Michigan and Notre Dame played in front of 115,109 fans at Michigan Stadium. The Bristol Motor Speedway is close to a 160,000-seat venue.

The marketing campaign for the game took another step when track general manager Jerry Caldwell, NASCAR Xfinity Series driver Ty Dillon and Derek Vaughan, an engineer with Richard Childress Racing – and a Virginia Tech graduate (mechanical engineering, class of 1998) – along with other BMS officials came to Blacksburg on Aug. 11 of this year to promote the game. The group toured Tech's facilities, met with athletics department personnel, including AD Whit Babcock and head football coach Frank Beamer, and answered questions from the media. Dillon and Vaughan also caught passes and ran drills with assistant head coach Shane Beamer and some of Tech's players.

VIRGINIA TECH FOOTBALL CONFERENCE AFFILIATIONS

- 1892-97: Independent
- 1898: Southern Intercollegiate Athletic Assoc.
- 1899-1906: Independent
- 1907-21: South Atlantic Intercollegiate Ath. Assoc. 1909, 1916, 1918 champions
- 1922-64: Southern Conference 1963 champions
- 1965-90: Independent
- 1991-2003: Big East 1995 champions, 1996 co-champions, 1999 champions
- 2004-present: ACC 2004 champions, 2007 champions
2008 champions, 2010 champions

JUST VIRGINIA TECH, PLEASE

While the full name of the school is Virginia Polytechnic Institute and State University, the school is commonly referred to as “Virginia Tech.”

Founded in 1872, as Virginia Agricultural and Mechanical College, the university changed its name to Virginia Polytechnic Institute in 1896.

Fans of the athletic department, as well as media covering the Hokies, shortened the name to VPI, but it eventually became Virginia Tech.

The “State University” was added in 1970 to bring the official title to what it is today.

Those covering Hokie athletics are asked to refer to the university as simply “Virginia Tech.”

Virginia Tech University, VPI and SU, VPI&SU, VT or VA Tech are not recognized names and should not be used.

WHAT'S A HOKIE?

That's the most frequently asked question regarding Virginia Tech athletics. The answer leads back to 1896 when Virginia Agricultural and Mechanical College changed its name to Virginia Polytechnic Institute. With the change came the necessity for writing a new cheer and a contest for such a purpose was held by the student body. Senior O.M. Stull won first prize for his “Old Hokie” yell which still is used today.

Later, when asked if “Hokie” had any special meaning, Stull explained the words he used had no hidden or symbolic meaning, but had been thought up in an effort to get attention. Hokie soon became a nickname for all Tech teams and for those people loyal to Tech athletics. Following is the “Old Hokie” yell in its original form:

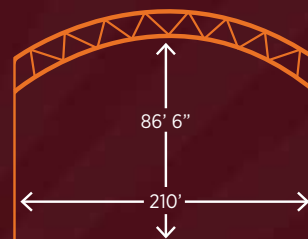
Hoki, Hoki, Hoki Hy!**Tech! Tech! V.P.I.!****Sola-Rex Sola-Rah****Polytech-Vir-gin-i-a!!****Rae, Ri, V.P.I.**

VIRGINIA TECH'S INDOOR PRACTICE FACILITY



86' 6"

Over 86 feet from the field to the bottom of the truss – a must for the kicking game!



1,200

Tons of specially engineered steel were utilized

2

737 jets can fit inside the building (nose to tail)



60,000

Square feet of precast concrete panels with the majority of weighing over

18 TONS

26,500

Square feet of glass and translucent panels, which is just over half an acre

11,213

Square feet of Hokie Stone on facade

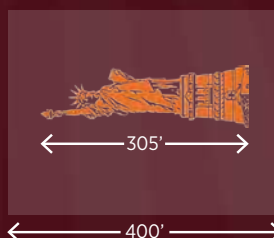


8

Porticoes feature the same values as the eight pylons of Virginia Tech's War Memorial: Brotherhood, Honor, Leadership, Sacrifice, Service, Loyalty, Duty and Ut Prosim



The Statue of Liberty could easily fit inside the facility



7,905,108

Cubic feet of space, enough room to fill

89 OLYMPIC POOLS



QUARTERBACKS

#12 MICHAEL BREWER R-SR

- Started all 13 games in 2014. Was 262-for-441 on the season for 2,692 yards and 18 TDs, setting school records for completions and attempt while adding two rushing TDs.
- Set a school record with 56 pass attempts vs. East Carolina (9/13/14).
- Threw for a career-high of 345 yards vs. Boston College (11/1/14).
- Enrolled at Virginia Tech in May of 2014 after graduating from Texas Tech. Went 41-58 for 440 yards and five TDs at Texas Tech.

#9 BRENDEN MOTLEY R-JR

- Played in four games in 2014.
- Saw the first action of his collegiate career at Duke (11/15/14). Ran three times for 36 yards, completed one pass for 17 yards.
- Ran twice for nine yards at Wake Forest (11/22/14).
- Rushed six times for 28 yards vs. Virginia (11/28/14).

#13 CHRIS DURKIN R-FR

- 3-star recruit by ESPN.com, 247Sports.com and Rivals.com.
- Threw for more than 500 yards and rushed for over 500 yards as a prep senior despite injury.

#2 DWAYNE LAWSON FR

- A four-star recruit by ESPN.com, Rivals.com and 247 Sports.com.



RUNNING BACKS

#4 J.C. COLEMAN SR

- Has played in 36 games (9 starts) and rushed for 1,279 yards and six TDs. Caught 32 passes for 211 yards and a TD in his career.
- Played in all 13 games in 2014, making two starts. Carried the ball 107 times for 533 yards and three TDs.
- MVP of the Military Bowl, ran for Tech bowl record 157 yards and a TD against Cincinnati (12/27/14).
- Also a member of the Virginia Tech track team. Was fifth in the men's 60m at the ACC Championships, earning All-ACC honors.
- Recipient of the Excalibur Award for work in weight room

#14 TREY EDMUNDS R-JR

- Has played in 19 games (10 starts) with 187 rushes for 754 yards and 10 TDs. Also caught 17 passes for 155 yards and two TDs in career.
- Played in seven games in 2014. Ran 21 times for 97 yards on the season. Broke clavicle midseason and missed six games.

#42 MARSHAWN WILLIAMS SO

- Has played nine games, making eight starts. Ran for 475 yards on 124 rushes, scoring four TDs.
- Had career-high 114 yards on 14 rushes against Western Michigan (9/27/14).
- Scored the first TD of his career on a 14-yard run at Ohio State (9/6/14).

#34 TRAVON MCMILLIAN R-FR

- A four-star recruit by 247Sports.com and ESPN.com.
- Totaled 3,009 yards and 37 touchdowns his senior year of high school.

#28 SHAI MCKENZIE SO

- Has played in five games. Missed eight games due to injury. Ran 53 times for 269 yards and three TDs.
- Ran nine times for a career-high 106 yards and a TD in his debut against William & Mary (8/30/14).



FULLBACKS

#45 SAM ROGERS JR

- Has played in 26 games making eight starts, catching 32 passes for 308 yards and a TD. Rushed 37 times for 149 yards in his career.
- Played in all 13 games in 2014
- Ran 32 times for 140 yards.
- Caught four passes for career-best 70 yards vs. Boston College (11/1/14).
- Eight carries for career-high 39 yards vs. Virginia (11/28/14).

#32 STEVEN PEOPLES FR

- Walk-on who joined the program in January after spending a semester at Fork Union.

#25 JEROME WRIGHT JR

- Has played in 14 games in career. Has 13 rushes for 39 yards and three receptions for 23 yards.



WIDE RECEIVERS

#1 ISAIAH FORD SO

- Has played in 13 games (11 starts)
- Caught a team-leading 56 receptions for 709 yards and six TDs, all in 2014 as a true freshman.
- Had career-high 114 yards on eight catches vs. Georgia Tech (9/20/14).
- Posted Career-best two TDs vs. East Carolina (9/13/14).
- Surpassed the record for catches by a true freshman at Tech with 56 (previous was 30).
- Named to the 2014 All-ACC Second Team.

#5 CAM PHILLIPS SO

- Has played in 13 games (nine starts) with 40 receptions for 498 yards and three TDs, also has four runs for 62 yards.

- Had career-high 89 yards on seven catches and scored his first TD vs. East Carolina (9/13/14).

#80 DEMITRI KNOWLES R-SR

- Has played in 37 career games (nine starts). Caught 67 passes for 936 yards and four TDs in his career. Played in 11 games last season with three catches for 55 yards.
- Caught four passes for a career-high 101 yards vs. Virginia (11/30/13).
- Born in the Bahamas

#20 DEON NEWSOME R-SO

- Played in 12 games in 2014 rushing 19 times for 93 yards. Caught seven passes for 19 yards.
- Career-best four rushes for 38 yards at Ohio State (9/6/14).

#81 KEVIN ASANTE R-SR

- Played in 17 games with one start in his career with two catches for 18 yards
- Played seven games in 2014 with no receptions

#15 JOEL CALEB R-JR

- Has played in 24 games (one start). Played in 13 games in 2014 and had six catches for 61 yards.
- Has 30 rushes for 137 yards and a TD and eight catches for 62 yards in his career.
- Career-best 45 yards on four carries vs. Georgia Tech (9/20/14).

#83 CHARLEY MEYER R-JR

- Has played in 24 games (three starts) in his career. Played 13 games in 2014 on special teams.



TIGHT ENDS

#88 RYAN MALLECK R-SR

- Has played in all 39 games (19 starts). 41 catches for 369 yards and two TDs. Career-high 64 yards on six catches at Ohio State (9/6/14).
- Had career-high 89 yards on seven catches and scored the first TD vs. East Carolina (9/13/14).
- On Mackey Award Watch List

#7 BUCKY HODGES R-SO

- Has played in 13 games with 10 starts. Had 45 catches for 526 yards and seven TDs.
- On the Mackey Award Watch List.
- in 2014 he set Tech single-season record for catches by a TE
- Preseason Third-Team All-American.
- Named USA Today Freshman All-American in 2014.

#89 KALVIN CLINE R-SO

- Has played in 14 games (seven starts) with 27 catches for 324 yards and two TDs in his career.
- Played in two games in 2014, making one catch for two yards.



OFFENSIVE LINE

- #71 JONATHAN MCLAUGHLIN JR**
- Has played and started in 22 career games.
 - Started the first nine games at of 2014 right tackle before suffering a leg injury.
- #57 WYATT TELLER R-SO**
- Has played in 13 games in 2014, starting the last six at left guard.
- #64 ERIC GALLO SO**
- Played in three games in 2014.
 - Collegiate debut vs. William & Mary (8/30/14).
- #61 KYLE CHUNG R-SO**
- Played in one career game at North Carolina (10/4/14).
 - Suffered a shoulder injury late in the year and missed the bowl game.
- #67 PARKER OSTERLOH R-SO**
- Played in six games in 2014.
 - Made collegiate debut vs. William & Mary (8/30/14).
- #77 WADE HANSEN R-SR**
- Played in 13 games (three starts) in 2014.
 - Sat out in 2013 after transferring from Division III school Rensselaer Polytechnic Institute.
- #72 AUGIE CONTE R-JR**
- Has played in 18 career games with 10 starts.
 - Played in all 13 games (10 starts) in 2014.
 - Started nine games at right guard and one at right tackle.
- #52 DARIUS REDMAN R-SR**
- Has played in 27 career games making one start.
 - Played in nine games in 2014 all at tight end.
 - Made the switch to offensive line in the spring.
- #76 AUSTIN CLARK FR**
- Four-star recruit by ESPN.com, Rivals.com and 247Sports.com.
 - Enrolled in January 2014.
- #79 TYRELL SMITH FR**
- Three-star recruit by ESPN.com as well as 247Sports.com.
- #69 YOSUAH NIJMAN FR**
- Four-star recruit by Rivals.com and 247Sports.com from Fork Union Military Academy.
- #74 BRAXTON PFAFF R-FR**
- Played in one game vs. William & Mary (8/30/14).
 - Granted medical hardship waiver after injury.

- #68 COLT PETTIT R-FR**
- Had season-ending shoulder surgery in 2014.
 - Three-star recruit by ESPN.com, Rivals.com and 247Sports.com.
- #62 D'ANDRE PLANTIN R-SR**
- Three-star recruit by 247Sports.com, Rivals.com and ESPN.com.
- #66 BILLY RAY MITCHELL R-FR**
- Three-star recruit by 247Sports.com, Rivals.com and ESPN.com.



DEFENSIVE LINE

- #90 DADI NICOLAS R-SR**
- Has played in 36 games (22 starts) in his career totaling 121 tackles, 29.0 TFL and 15.0 sacks.
 - Second Team All-ACC in 2014.
 - Played and started all 13 games in 2014 and had a team-high 18.5 TFLs and nine sacks.
 - On the Lombardi Award and Bednarik Award Watch List.
 - Fourth-Team Preseason All-American by Athlon Sports and Phil Steele.
 - All-ACC Preseason Team by Media, Athlon Sports and Phil Steele.
- #92 LUTHER MADDY R-SR**
- Has played in 43 games (33 starts) with 118 tackles, 22.5 TFLs and 11.5 sacks.
 - Started the first four games of the season, but missed the remainder of the year due to injury.
 - Granted medical hardship waiver for 2014.
 - Nominated for the Danny Wuerffel Award.
 - All-ACC Preseason Team by media and Athlon Sports.
- #96 COREY MARSHALL R-SR**
- Has played in 39 games (14 starts) totaling 80 tackles, 15.5 TFL and 7.0 sacks.
 - All-ACC Second Team by Athlon Sports and Phil Steele.
 - Played in 12 games in 2014 with nine starts. Recorded 41 tackles, 9.5 TFLs and 2.5 sacks as well as an interception.
- #4 KEN EKANEM R-JR**
- Has played in 24 career games (13 starts).
 - Started and played all 13 games in 2014.
 - Finished the season with 53 tackles, including 14.5 for loss and a team-high 9.5 sacks.
 - 2014 Third Team All-ACC by ACSMA.
 - Named the ACC Defensive Lineman of the Week after his game at North Carolina (10/4/14).
- #60 WOODY BARON JR**
- Has played in 25 games making two starts and totaling 15 tackles, 1.0 TFL and 0.5 sacks.
 - Played 12 games in 2014 with two starts.

- #43 SETH DOOLEY R-SO**
- Played in 13 games in 2014 totaling five tackles.
- #99 VINNY MIHOTA R-FR**
- Four-start recruit by ESPN.com.
- #95 NIGEL WILLIAMS R-JR**
- Played in 26 games (10 starts) totaling 48 tackles, 16.5 TFL and 6.5 sacks.
 - 2014 Honorable Mention All-ACC (ACSMA).
 - Played in 13 games in 2014 with 10 starts. Recorded 34 tackles, 9.5 TFLs and 4.5 sacks as well as an in 2014.

- #91 STEVE SOBCZAK R-FR**
- Three-star recruit by ESPN.com.
- #98 RICKY WALKER SO**
- Played in 11 games making nine tackles and 1.0 TFL.
- #97 TIM SETTLE FR**
- Five-star recruit by ESPN.com. Four-star recruit by Rivals.com and 247Sports.com.
- #94 TREVON HILL FR**
- Four-star recruit by ESPN.com. Three-star recruit by Rivals.com and 247Sports.com.
- #47 DARUIS FULLWOOD FR**
- Four-star recruit by Rivals.com Three-star recruit by ESPN.com and 247Sports.com.
- #51 HARRY LEWIS FR**
- Three-star recruit by ESPN.com, Rivals.com and 247Sports.com.



LINEBACKERS

- #40 DEON CLARKE SR**
- Has played in 25 games (13 starts) collecting 86 tackles, 12.0 TFL and 5.0 sacks.
 - Started all 13 games in 2014 making 74 tackles and 11.0 TFL and 5.0 sacks.
 - Preseason All-ACC Second Team by Athlon Sports and All-ACC Third Team by Phil Steele.
- #54 ANDREW MOTUAPUAKA R-SO**
- Played in 12 games making three starts in 2014.
 - Made 54 tackles, 4.0 TFL and 2.0 sacks.
 - Also recovered a fumble and returned it for a TD.
- #37 RONNY VANDYKE R-SR**
- Has played in 26 career games with two starts.
 - Played in 13 games in 2014 with eight tackles.
- #38 DAHMAN MCKINNON R-SR**
- Has played in 18 games with 12 tackles in his career.
 - Played in six games in 2014 making one tackle.

#24 ANTHONY SHEGOG R-SO

- Played in six games making one start in 2014 and recorded three tackles.

#56 SEAN HUELSKAMP R-SO

- Played in two games in 2014 making two tackles as a walk-on.

#50 JAMIEON MOSS R-SO

- Played in 13 games in 2014 with two tackles.



CORNERBACKS

#11 KENDALL FULLER JR

- Played in 26 games (25 starts) in his career with 112 tackles, eight INTs, 26 pass breakups, 35 pass deflections, 7.0 TFL and 2.5 sacks.
- In 2014 started and played in all 13 games with 54 tackles, including 4.5 for loss and 2.0 sacks, recorded two interceptions, 15 pass breakups and a forced fumble.
- Thorpe Award Watch List.
- Walter Camp Award Watch List.
- Bednarik Award Watch List.
- All-ACC Preseason Team, Media.
- First-Team Preseason All-American by Athlon Sports and Phil Steele.
- All-ACC First Team, Athlon Sports and Phil Steele.
- 2014 Second-Team All-American (Walter Camp, FWAA, Fox Sports and USA Today).
- 2014 Third-Team All-American (Associated Press and Athlon).
- Fourth Fuller brother to play for the Hokies under Frank Beamer.
- Vincent Fuller, Corey Fuller and Kyle Fuller were the other three. All three brothers have played or are playing in the NFL.

#31 BRANDON FACYSON R-SO

- Has played in 15 career games (12 starts) with 33 tackles and five INTs as well as 13 pass breakups and 18 pass deflections.
- Played in and started first three games in 2014 before suffering a shin injury, then a broken leg.
- Granted a medical hardship waiver.
- Preseason All-ACC Second Team by Athlon Sports and Phil Steele.

#19 CHUCK CLARK JR

- Has played 25 career games (13 starts) making 95 tackles, 8.5 TFL, 1.5 sacks and an interception.
- Played in all 13 games with 11 starts in 2014 finishing third on the team with 73 tackles, including 8.5 TFL and 1.5 sacks. Had an INT, 11 pass breakups and six QB hurries.

#3 GREG STROMAN SO

- Played in 13 games making one start in 2014.
- Saw most action as return specialist, only made three tackles on defense. Also had two catches and one rushing attempt.

#36 ADONIS ALEXANDER FR

- Three-star recruit by 247Sports.com, Rivals.com and ESPN.com.
- Enrolled in January 2014.

#17 DUWAYNE JOHNSON FR

- Three-star recruit by ESPN.com, Rivals.com and 247Sports.com.

#6 MOOK REYNOLDS FR

- Four-star recruit by ESPN.com, and three-star recruit by Rivals.com and 247Sports.com.



SAFETIES

#26 DESMOND FRYE R-SR

- Has played in 28 career games with 15 tackles.
- Played in two games in 2014 before suffering shoulder injury. Granted medical hardship waiver.

#2 DONOVAN RILEY SR

- Has played in 38 games (7 starts) making 60 tackles, three INTs, 1.0 TFL and 1.0 sacks.
- Played in all 13 games in 2014 with seven starts.
- Had 53 tackles on the season, including a sack and also had two INTs, two pass breakups, a forced fumble and a fumble recovery.

#23 DER'WOUN GREENE R-JR

- Has played in 22 career games (one start) with 12 tackles.
- Played nine games with one start in 2014, making four tackles.

#29 GREG JONES R-JR

- Has played in 10 career games, all in 2014.



SPECIALISTS

#46 JOEY SLYE SO

- Played in 13 games in 2014.
- Hit 20-of-28 on field goals (71.4%) with a long of 49 yards and went 33-for-34 on PATs for 93 total points.

#27 A.J. HUGHES SR

- Has played in 39 career games with an average of 41.5 yards per kick.
- Played all 13 games of 2014 and kicked 83 times for an average of 39.9 yards per punt.
- Had 22 kicks downed inside the 20-yard line and 20 punts fair caught and had 13 punts of 50 yards or longer in 2014.

#30 MITCHELL LUDWIG JR

- Has played in 18 career games with an average of 60.8 yards per kickoff.
- Played in eight games in 2014 with an average of 60.1 yards per kickoff.
- Expected to handle kickoff duties in 2015.

#59 EDDIE D'ANTUONO R-JR

- Played in 26 career games handling the long snapping duties.
- Expected to be the long snapper this season.

#3 GREG STROMAN SO

- Expected to be the punt returner
- Played in 13 games making one start in 2014
- Saw most of the action in 2014 as a punt returner
- Had 36 returns for 249 yards (6.9 average)
- Had a long return of 38 yards at Pittsburgh (10/16/2014)

PRONUNCIATION GUIDE

JAHQUE ALLEYNE jah-KAY ALLEN
 Kevin ASANTE uh-SAHN-tay
 MICHAEL BRAINARD BRAY-nerd
 ZOHN Burden (coach) ZONN
 Augie CONTE CON-tee
 Eddie D'ANTUONO dan-TWAHN-oh
 Ken EKANEM ee-CAN-um
 Brandon FACYSON FAY-sun (rhymes with Jason)
 HOUSHUN Gaines HOW-shun
 Johnathan GALANTE guh-LAHN-tay
 DER'WOUN Greene DARE-ee-on
 Sean HUELSKAMP HULES-camp
 DuWAYNE Johnson Dwayne
 Scot LOEFFLER (coach) LEFF-ler

Carson LYDON LY-dun
 SHAI McKenzie SHY
 DAHMAN McKinnon DUH-Mon
 RAYMON Minor RAY-mahn
 JAMIEON Moss JAY-mee-on
 Andrew MOTUAPUAKA mo-TOO-uh-poo-WAH-kuh
 DADI Nicolas like Daddy
 YOSUAH NIJMAN YOSH-u-ah NYJ-man
 Parker OSTERLOH OH-ster-low
 Colt PETTIT PEH-tit
 Braxton PFAFF FAFF
 Anthony SHEGOG shih-GOG
 Steve SOBCZAK SOB-check

INDIVIDUAL CAREER GAME HIGHS

THROWERS

Michael Brewer (QB)

Att.	56 (<i>SR</i>)	ECU, 2014
Comp.	31	BC, 2014
Yds.	345	BC, 2014
TDs	3	ECU, 2014
INTs	3	GT, 2014
Long	44	BC, 2014

RUSHING

Att.	10	OSU, 2014
Yds.	29	GT, 2014
TDs	1	twice
Long	31	Cincy, 2014

Brenden Motley (QB)

Att.	2	VA, 2014
Comp.	1	WF, 2014
Yds.	17	WF, 2014
TDs	0	
INTs	0	
Long	17	WF, 2014

RUSHING

Att.	8	VA, 2014
Yds.	36	Duke, 2014
TDs	0	
Long	24	Duke, 2014

RUNNERS

Joel Caleb (TB)

Att.	7	Pitt, 2014
Yds.	45	WMU, 2014
TDs	1	WCU, 2013
Long	33	WMU, 2013

J.C. Coleman (TB)

Att.	25	Cincy, 2014
Yds.	183	Duke, 2012
TDs	2	Duke, 2012
Long	86	Duke, 2012

Trey Edmunds (TB)

Att.	22	Marshall, 2013
Yds.	132	Alabama, 2013
TDs	4	Miami, 2013
Long	77	Alabama, 2013

Shai McKenzie (TB)

Att.	18	WMU, 2014
Yds.	106	W&M, 2014
TDs	1	three times
Long	39	W&M, 2014

Sam Rogers (FB)

Att.	8	VA, 2014
Yds.	39	VA, 2014
TDs	0	-
Long	17	OSU, 2014

Marshawn Williams (TB)

Att.	21	Miami, 2014
Yds.	119	WMU, 2014
TDs	1	four times
Long	42	WMU, 2014

Jerome Wright (TB/FB)

Att.	7	UCLA, 2013
Yds.	27	UCLA, 2013
TDs	0	-
Long	13	UCLA, 2013

CATCHERS

Joel Caleb (TB)

Rec.	1	five times
Yds.	14	WMU, 2014
TDs	0	-
Long	14	WMU, 2014

Kalvin Cline (TE)

Rec.	4	twice
Yds.	65	Pitt, 2013
TDs	1	twice
Long	31	MD, 2013

J.C. Coleman (TB)

Rec.	6	UNC, 2012
Yds.	39	RU, 2012
TDs	1	BG, 2012
Long	24	Cincy, 2012

Trey Edmunds (TB)

Rec.	4	BC, 2013
Yds.	42	BC, 2013
TDs	1	twice
Long	26	VA, 2103

Isaiah Ford (WR)

Rec.	8	GT, 2014
Yds.	114	GT, 2014
TDs	2	ECU, 2014
Long	33	BC, 2014

Demitri Knowles (WR)

Rec.	8	ECU, 2013
Yds.	101	VA, 2103
TDs	1	four times
Long	56	Duke, 2013

Bucky Hodges (TE)

Rec.	6	twice
Yds.	88	WMU, 2014
TDs	1	seven times
Long	50	VA, 2014

Ryan Malleck (TE)

Rec.	6	OSU, 2014
Yds.	64	OSU, 2014
TDs	1	twice
Long	26	Miami, 2012

Charley Meyer (WR)

Rec.	1	GT, 2013
Yds.	5	GT, 2013
TDs	0	-
Long	5	GT, 2013

Shai McKenzie (TB)

Rec.	0	
Yds.	0	
TDs	0	
Long	0	

Cam Phillips (WR)

Rec.	7	twice
Yds.	89	ECU, 2014
TDs	1	three times
Long	36	VA, 2014

Sam Rogers (FB)

Rec.	5	OSU, 2014
Yds.	70	BC, 2014
TDs	1	OSU, 2014
Long	26	BC, 2014

Marshawn Williams (TB)

Rec.	2	WMU, 2014
Yds.	19	WMU, 2014
TDs	0	-
Long	14	WMU, 2014

Jerome Wright (TB/FB)

Rec.	2	UNC, 2013
Yds.	19	UNC, 2013
TDs	0	-
Long	16	UNC, 2013

KICKERS

A.J. Hughes (P)

Punts	13	Alabama, 2013
Long	64	MD, 2013
I20	5	UCLA, 2013
Avg.	52.8	Pitt, 2013

Joey Slye (PK)

FG Made	4	Cincy, 2014
FG Att.	4	twice
Long	49	Cincy, 2014
PAT Made	5	OSU, 2014
PAT Att.	5	OSU, 2014

TACKLERS

Woody Baron (DT)

Tackles	4	Cincy, 2014
TFL	0.5	Duke, 2014
Sacks	0	

Chuck Clark (DB)

Tackles	11	OSU, 2014
INT	0	
TFL	1.0	six times
Sacks	1.0	WMU, 2014

Deon Clarke (LB)

Tackles	11	Cincy, 2014
TFL	2.5	BC, 2014
Sacks	2.0	ECU, 2014

Dahman McKinnon (LB)

Tackles	3	twice
TFL	0	-
Sacks	0	-

Seth Dooley (DE)

Tackles	2	twice
TFL	0	
Sacks	0	

Ken Ekanem (DE)

Tackles	7	twice
TFL	4.0	UNC, 2014
Sacks	3.0	UNC, 2014

Brandon Facyson (CB)

Tackles	4	UNC, 2013
INT	2	ECU, 2013
TFL	1.0	MD, 2013
Sacks	0	

Kendall Fuller (CB)

Tackles	8	twice
INT	3	Duke, 2013
TFL	2.0	Pitt, 2014
Sacks	1.0	W&M, 2014

Luther Maddy (DT)

Tackles	8	Duke, 2013
TFL	3.0	Miami, 2013
Sacks	2.5	Marshall, 2013

Corey Marshall (DT)

Tackles	7	GT, 2012
INT	1	Pitt, 2014
TFL	3.0	Pitt, 2014
Sacks	1.0	six times

Andrew Motuapuaka (LB)

Tackles	14	BC, 2014
TFL	2.5	WF, 2014
Sacks	2.0	WF, 2014

Dadi Nicolas (DE)

Tackles	9	twice
INT	1	Duke, 2013
TFL	3.0	three times
Sacks	3.0	Pitt, 2013

Donovan Riley (CB)

Tackles	9	Georgia Tech, 2014
INT	1	twice
TFL	1.0	UNC, 2014
Sacks	1.0	UNC, 2014

Ronny Vandyke (LB)

Tackles	5	Rutgers, 2012
TFL	1.0	twice
Sacks	0	

Nigel Williams (DT)

Tackles	5	three times
TFL	2.0	twice
Sacks	2.0	WF, 2014

RETURNERS

J.C. Coleman (KOR)

Returns	3	four times
Yds	69	Pitt, 2012
Avg	44.0	BC, 2014
Long	44	BC, 2014
TD	0	-

Kendall Fuller (PR)

Returns	2	Alabama, 2013
Yds	2	ECU, 2013
Avg	2.0	ECU, 2013
Long	2	ECU, 2013
TD	0	-

Der'Woun Greene (KOR)

Returns	2	twice
Yds	73	Cincy, 2014
Avg	36.5	Cincy, 2014
Long	46	Cincy, 2014
TD	0	-

Demitri Knowles (KOR)

Returns	4	twice
Yds	141	UNC, 2012
Avg	48.0	BC, 2013
Long	93	UNC, 2012
TD	1	UNC, 2012

Deon Newsome (KOR)

Returns	2	three times
Yds	58	Miami, 2014
Avg	58.0	Miami, 2014
Long	58	Miami, 2014
TD	0	-

Greg Stroman (PR)

Returns	5	three times
Yds	58	WMU, 2014
Avg	17.5	OSU, 2014
Long	38	Pitt, 2014

VIRGINIA TECH

—2015 FOOTBALL ROSTER

#	NAME	POS	HT	WT	YR	HOMETOWN/PREVIOUS SCHOOL	#	NAME	POS	HT	WT	YR	HOMETOWN/PREVIOUS SCHOOL
1	Isiah Ford	WR	6'2"	187	So.	Jacksonville, Fla./Trinity Christian	43	Seth Dooley	DE	6'6"	240	r-So.	Salem, Va./Glenvar
2	Dwayne Lawson	QB	6'6"	222	Fr.	Tampa, Fla./Hillsborough	44	Carson Lydon	LB	6'2"	239	Fr.	Tarpon Springs, Fla./East Lake
2	Donovan Riley	FS	5'11"	211	Sr.	Baltimore, Md./Baltimore Poly	45	Drew Burns	LB	6'3"	220	r-Jr.	Chesapeake, Va./Grassfield
3	Greg Stroman	CB	6'1"	173	So.	Bristow, Va./Stonewall Jackson	45	Sam Rogers	FB	5'10"	224	Jr.	Mechanicsville, Va./Hanover
4	J.C. Coleman	TB	5'6"	192	Sr.	Chesapeake, Va./Oscar Smith	46	Joey Slye	PK	6'1"	214	So.	Stafford, Va./North Stafford
4	Ken Ekanem	DE	6'3"	249	r-Jr.	Centreville, Va./Centreville	47	Darius Fullwood	DE	6'4"	251	Fr.	College Park, Md./Our Lady of Good Counsel
5	Cam Phillips	WR	6'1"	191	So.	Laurel, Md./DeMatha	48	Josh Eberly	LB	5'7"	208	r-Jr.	Broadway, Va./Broadway
6	Sean Daniel	WR	5'10"	174	Fr.	Chesapeake, Va./Oscar Smith	48	D.J. Reid	TB	6'1"	226	r-Fr.	Chester, Va./Thomas Dale
6	Mook Reynolds	CB	6'1"	181	Fr.	Greensboro, N.C./Northern Guilford	49	Tremaine Edmunds	LB	6'5"	236	Fr.	Danville, Va./Dan River
7	Bucky Hodges	TE	6'7"	242	r-So.	Virginia Beach, Va./Salem	50	Jamieon Moss	LB	6'2"	212	r-So.	Elizabeth City, N.C./Northeastern
8	Matt Hill	TE	6'5"	241	r-So.	Salem, Va./Salem	51	Harry Lewis	DT	6'0"	266	Fr.	Hampton, Va./Phoebeus
9	Brendan Motley	QB	6'3"	221	r-Jr.	Christiansburg, Va./Christiansburg	52	Darius Redman	OL	6'5"	294	r-Sr.	Washington, D.C./H.D. Woodson
11	Kendall Fuller	CB	6'0"	196	Jr.	Baltimore, Md./Our Lady of Good Counsel	53	Trent Young	LB	5'10"	212	r-Fr.	Richmond, Va./Douglas Freeman
12	Erik Banks	CB	5'10"	177	r-So.	Coeburn, Va./Eastside	54	Andrew Motuapuaka	LB	6'0"	238	r-So.	Virginia Beach, Va./Salem
12	Michael Brewer	QB	6'1"	198	r-Sr.	Lake Travis, Texas/Lake Travis	56	Sean Huelskamp	LB	6'1"	207	r-So.	Centreville, Va./Chantilly
13	Chris Durkin	QB	6'4"	219	r-Fr.	Poland, Ohio/Ursuline	57	Wyatt Teller	OL	6'5"	304	r-So.	Beaeton, Va./Liberty
14	Trey Edmunds	TB	6'2"	224	r-Jr.	Danville, Va./Dan River	58	Colt Pettit	OL	6'4"	288	r-Fr.	Deshler, Ohio/Patrick Henry
15	Joel Caleb	WR	6'2"	187	r-Jr.	Midlothian, Va./Clover Hill	59	Eddie D'Antuono	LS	6'7"	267	r-Jr.	Alexandria, Va./Bishop Ireton
16	Jack Click	QB	6'3"	213	Fr.	Glen Allen, Va./Deep Run	60	Woody Baron	DT	6'1"	275	Jr.	Nashville, Tenn./Brentwood Academy
16	Coleman Fox	TB	5'11"	192	Fr.	Salem, Va./Salem	61	Kyle Chung	OL	6'4"	293	r-So.	Ponte Vedra Beach, Fla./Ponte Vedra
17	Jahque Alleyne	FS	6'1"	180	Fr.	Virginia Beach, Va./Ocean Lakes	62	D'Andre Plantin	OL	6'5"	290	Fr.	Norcross, Ga./Norcross
17	DuWayne Johnson	CB	6'2"	172	Fr.	Washington, D.C./H.D. Woodson	64	Eric Gallo	OL	6'2"	299	So.	Richboro, Pa./Council Rock South
18	Raymon Minor	LB	6'2"	221	r-Fr.	Ashland, Va./Benedictine	66	Billy Ray Mitchell	OL	6'4"	278	r-Fr.	Westwood, N.J./Paramus Catholic
19	Chuck Clark	CB	6'1"	205	Jr.	Suffolk, Va./King's Fork	67	Parker Osterloh	OL	6'8"	323	r-So.	Williamsburg, Va./Warhill
20	Deon Newsome	WR	5'11"	187	r-So.	Hampton, Va./Hampton	69	Yosuah Nijman	OL	6'8"	273	Fr.	Maplewood, N.J./Columbia
21	Michael Brainard	WR	6'0"	191	r-Sr.	Clifton, Va./Paul VI	71	Jonathan McLaughlin	OL	6'5"	308	Jr.	Mauldin, S.C./Mauldin
22	Terrell Edmunds	ROV	6'1"	201	r-Fr.	Danville, Va./Dan River	72	Augie Conte	OL	6'6"	302	r-Jr.	Richmond, Va./Blessed Sacrament Huguenot
23	Der'Woun Greene	FS	5'11"	186	r-Jr.	Portsmouth, Va./Woodrow Wilson	74	Braxton Pfaff	OL	6'5"	296	r-Fr.	Lynchburg, Va./Liberty Christian Academy
24	Anthony Shegog	ROV	6'3"	214	r-So.	Stafford, Va./North Stafford	75	Alston Smith	OL	6'2"	293	r-Jr.	Virginia Beach, Va./Cox
25	Jerome Wright	FB	6'2"	224	Jr.	Richmond, Va./Highland Springs	76	Austin Clark	OL	6'6"	310	Fr.	Lexington, Va./Rockbridge County
26	Desmond Frye	FS	6'2"	200	r-Jr.	Chester, Va./Thomas Dale	77	Wade Hansen	OL	6'5"	295	r-Sr.	Troy, N.Y./Tamarac
27	A.J. Hughes	P	6'0"	200	Sr.	Terre Haute, Ind./Terre Haute North Vigo	79	Tyrell Smith	OL	6'3"	288	Fr.	North Brunswick, N.J./Don Bosco Prep
27	Curtis Williams	CB	5'9"	167	r-So.	Amelia, Va./Amelia County	80	Demitri Knowles	WR	6'1"	180	r-Sr.	Freeport, Bahamas/Liberty Christian Academy
28	Shai McKenzie	TB	5'11"	221	So.	Washington, Pa./Washington	81	Kevin Asante	WR	6'0"	182	r-Sr.	Charlotte, N.C./Mallard Creek
29	Greg Jones	FS	6'2"	205	r-Jr.	Lorton, Va./Lake Braddock	82	Xavier Burke	TE	6'2"	264	Fr.	Lawrenceville, Va./Brunswick
30	Johnathan Galante	OLB	5'9"	203	r-So.	Blacksburg, Va./Christiansburg	83	Charley Meyer	WR	6'0"	220	r-Jr.	Richmond, Va./Benedictine
30	Mitchell Ludwig	P	5'11"	198	Jr.	Abingdon, Va./Abingdon	85	Chris Cunningham	TE	6'2"	236	Fr.	Jacksonville, Fla./Atlantic Coast
31	Brandon Facyson	CB	6'2"	196	r-So.	Newnan, Ga./Northgate	86	C.J. Carroll	WR	5'7"	161	r-Fr.	Olney, Md./Our Lady of Good Counsel
32	Steven Peoples	FB	5'9"	220	Fr.	Galax, Va./Galax	87	Colton Taylor	LS	6'1"	210	r-So.	Salem, Va./Salem
33	Deshawn McCleave	TB	5'9"	177	Fr.	Chesapeake, Va./Oscar Smith	88	Ryan Malleck	TE	6'5"	252	r-Sr.	Point Pleasant, N.J./Point Pleasant Borough
33	Quinton Taylor	OLB	6'1"	222	r-Jr.	Chester, Va./Thomas Dale	89	Kalvin Kline	TE	6'4"	237	r-So.	Boca Raton, Fla./Pine Crest
34	Travon McMillian	TB	6'0"	196	r-Fr.	Woodbridge, Va./C.D. Hylton	89	Laird Gardner	DE	6'1"	215	Sr.	Monroe Township, N.J./Monroe Township
35	Michael Santamaria	PK	5'8"	168	r-Fr.	Athens, Ga./Athens Academy	90	Dadi Lhomme Nicolas	DE	6'3"	227	r-Sr.	Delray Beach, Fla./Atlantic
36	Adonis Alexander	ROV	6'3"	192	Fr.	Charlotte, N.C./Independence	91	Steve Sobczak	DT	6'1"	309	r-Fr.	Millford, Va./Massaponax
36	Wright Bynum	LS	6'4"	236	Fr.	Columbia, S.C./Ben Lippen	92	Luther Maddy	DT	6'2"	286	r-Sr.	Delray Beach, Fla./Atlantic
37	Ronny Vandyke	OLB	6'5"	215	r-Sr.	Lorton, Va./South County	93	Jeremy Haynes	DE	6'3"	225	r-Jr.	Lorton, Va./South County
38	Joe Koshuta	LB	6'2"	240	Fr.	Vienna, Va./Madison	94	Trevon Hill	DL	6'5"	228	Fr.	Virginia Beach, Va./Salem
38	Dahman McKinnon	LB	6'1"	225	r-Jr.	Hope Mills, N.C./South View	95	Nigel Williams	DT	6'4"	299	r-Jr.	Richmond, Va./Benedictine
39	Jaylen Bradshaw	WR	6'1"	188	r-Fr.	Chesapeake, Va./Oscar Smith	96	Corey Marshall	DT	6'2"	268	r-Sr.	North Dinwiddie, Va./Dinwiddie
40	Deon Clarke	LB	6'1"	227	Sr.	Richmond, Va./L.C. Bird	97	Tim Settle	DT	6'3"	359	Fr.	Manassas, Va./Stonewall Jackson
41	Houshun Gaines	DE	6'4"	231	Fr.	Rocky Mount, N.C./Nash Central	98	Ricky Walker	DT	6'2"	283	So.	Hampton, Va./Bethel
41	Jack Willenbrock	OL	6'3"	252	r-Jr.	Glenmoore, Pa./Downingtown East	99	Vinny Mihota	DT	6'5"	270	r-Fr.	Fredericksburg, Va./Massaponax
42	Matt Reinhart	LB	6'2"	217	Fr.	Reading, Pa./Berks Catholic	99	Jackson VanSickle	PK	6'1"	200	Fr.	Charlotte, N.C./Charlotte Christian
42	Marshawn Williams	TB	5'11"	243	So.	Hampton, Va./Phoebeus							

VIRGINIA TECH

—2015 FOOTBALL ROSTER

#	NAME	POS	HT	WT	YR	HOMETOWN/PREVIOUS SCHOOL	#	NAME	POS	HT	WT	YR	HOMETOWN/PREVIOUS SCHOOL
36	Adonis Alexander	ROV	6'3"	192	Fr.	Charlotte, N.C./Independence	51	Harry Lewis	DT	6'0"	266	Fr.	Hampton, Va./Phoebeus
17	Jahque Alleyne	FS	6'1"	180	Fr.	Virginia Beach, Va./Ocean Lakes	30	Mitchell Ludwig	P	5'11"	198	Jr.	Abingdon, Va./Abingdon
81	Kevin Asante	WR	6'0"	182	r-Sr.	Charlotte, N.C./Mallard Creek	44	Carson Lydon	LB	6'2"	239	Fr.	Tarpon Springs, Fla./East Lake
12	Erik Banks	CB	5'10"	177	r-Sr.	Coeburn, Va./Eastside	92	Luther Maddy	DT	6'2"	286	r-Sr.	Delray Beach, Fla./Atlantic
60	Woody Baron	DT	6'1"	275	Jr.	Nashville, Tenn./Brentwood Academy	88	Ryan Malleck	TE	6'5"	252	r-Sr.	Point Pleasant, N.J./Point Pleasant Borough
39	Jaylen Bradshaw	WR	6'1"	188	r-Fr.	Chesapeake, Va./Oscar Smith	96	Corey Marshall	DT	6'2"	268	r-Sr.	North Dinwiddie, Va./Dinwiddie
21	Michael Brainard	WR	6'0"	191	r-Sr.	Clifton, Va./Paul VI	33	Deshawn McCleese	TB	5'9"	177	Fr.	Chesapeake, Va./Oscar Smith
12	Michael Brewer	QB	6'1"	198	r-Sr.	Lake Travis, Texas/Lake Travis	28	Shai McKenzie	TB	5'11"	221	So.	Washington, Pa./Washington
82	Xavier Burke	TE	6'2"	264	Fr.	Lawrenceville, Va./Brunswick	38	Dahman McKinnon	LB	6'1"	225	r-Jr.	Hope Mills, N.C./South View
45	Drew Burns	LB	6'3"	220	r-Jr.	Chesapeake, Va./Grassfield	71	Jonathan McLaughlin	OL	6'5"	308	Jr.	Mauldin, S.C./Mauldin
36	Wright Bynum	LS	6'4"	236	Fr.	Columbia, S.C./Ben Lippen	34	Travon McMillian	TB	6'0"	196	r-Fr.	Woodbridge, Va./C.D. Hylton
15	Joel Caleb	WR	6'2"	187	r-Jr.	Midlothian, Va./Clover Hill	83	Charley Meyer	WR	6'0"	220	r-Jr.	Richmond, Va./Benedictine
86	C.J. Carroll	WR	5'7"	161	r-Fr.	Olney, Md./Our Lady of Good Counsel	99	Vinny Mihota	DT	6'5"	270	r-Fr.	Fredericksburg, Va./Massaponax
61	Kyle Chung	OL	6'4"	293	r-Sr.	Ponte Vedra Beach, Fla./Ponte Vedra	18	Raymon Minor	LB	6'2"	221	r-Fr.	Ashland, Va./Benedictine
76	Austin Clark	OL	6'6"	310	Fr.	Lexington, Va./Rockbridge County	66	Billy Ray Mitchell	OL	6'4"	278	r-Fr.	Westwood, N.J./Paramus Catholic
19	Chuck Clark	CB	6'1"	205	Jr.	Suffolk, Va./King's Fork	50	Jamieon Moss	LB	6'2"	212	r-Sr.	Elizabeth City, N.C./Northeastern
40	Deon Clarke	LB	6'1"	227	Sr.	Richmond, Va./L.C. Bird	9	Brendan Motley	QB	6'3"	221	r-Jr.	Christiansburg, Va./Christiansburg
16	Jack Click	QB	6'3"	213	Fr.	Glen Allen, Va./Deep Run	54	Andrew Motuapuaka	LB	6'0"	238	r-Sr.	Virginia Beach, Va./Salem
4	J.C. Coleman	TB	5'6"	192	Sr.	Chesapeake, Va./Oscar Smith	20	Deon Newsome	WR	5'11"	187	r-Sr.	Hampton, Va./Hampton
72	Augie Conte	OL	6'6"	302	r-Jr.	Richmond, Va./Blessed Sacrament Huguenot	90	Dadi Lhomme Nicolas	DE	6'3"	227	r-Sr.	Delray Beach, Fla./Atlantic
85	Chris Cunningham	TE	6'2"	236	Fr.	Jacksonville, Fla./Atlantic Coast	69	Yosuah Nijman	OL	6'8"	273	Fr.	Maplewood, N.J./Columbia
59	Eddie D'Antuono	LS	6'7"	267	r-Jr.	Alexandria, Va./Bishop Ireton	67	Parker Osterloh	OL	6'8"	323	r-Sr.	Williamsburg, Va./Warhill
43	Seth Dooley	DE	6'6"	240	r-Sr.	Salem, Va./Glenvar	32	Steven Peoples	FB	5'9"	220	Fr.	Galax, Va./Galax
6	Sean Daniel	WR	5'10"	174	Fr.	Chesapeake, Va./Oscar Smith	58	Colt Pettit	OL	6'4"	288	r-Fr.	Deshler, Ohio/Patrick Henry
13	Chris Durkin	QB	6'4"	219	r-Fr.	Poland, Ohio/Ursuline	74	Braxton Pfaff	OL	6'5"	296	r-Fr.	Lynchburg, Va./Liberty Christian Academy
48	Josh Eberly	LB	5'7"	208	r-Jr.	Broadway, Va./Broadway	5	Cam Phillips	WR	6'1"	191	So.	Laurel, Md./DeMatha
22	Terrell Edmunds	ROV	6'1"	201	r-Fr.	Danville, Va./Dan River	62	D'Andre Plantin	OL	6'5"	290	Fr.	Norcross, Ga./Norcross
49	Tremaine Edmunds	LB	6'5"	236	Fr.	Danville, Va./Dan River	52	Darius Redman	OL	6'5"	294	r-Sr.	Washington, D.C./H.D. Woodson
14	Trey Edmunds	TB	6'2"	224	r-Jr.	Danville, Va./Dan River	48	D.J. Reid	TB	6'1"	226	r-Fr.	Chester, Va./Thomas Dale
4	Ken Ekanem	DE	6'3"	229	r-Jr.	Centreville, Va./Centreville	42	Matt Reinhart	LB	6'2"	217	Fr.	Reading, Pa./Berk's Catholic
31	Brandon Facyson	CB	6'2"	196	r-Sr.	Newnan, Ga./Northgate	6	Mook Reynolds	CB	6'1"	181	Fr.	Greensboro, N.C./Northern Guilford
16	Coleman Fox	TB	5'11"	192	Fr.	Salem, Va./Salem	2	Donovan Riley	FS	5'11"	211	Sr.	Baltimore, Md./Baltimore Poly
1	Isiah Ford	WR	6'2"	187	So.	Jacksonville, Fla./Trinity Christian	45	Sam Rogers	FB	5'10"	224	Jr.	Mechanicsville, Va./Hanover
26	Desmond Frye	FS	6'2"	200	r-Jr.	Chester, Va./Thomas Dale	35	Michael Santamaria	PK	5'8"	168	r-Fr.	Athens, Ga./Athens Academy
11	Kendall Fuller	CB	6'0"	196	Jr.	Baltimore, Md./Our Lady of Good Counsel	97	Tim Settle	DT	6'3"	359	Fr.	Manassas, Va./Stonewall Jackson
47	Darvis Fullwood	DE	6'4"	251	Fr.	College Park, Md./Our Lady of Good Counsel	24	Anthony Shegog	ROV	6'3"	214	r-Sr.	Stafford, Va./North Stafford
41	Houshun Gaines	DE	6'4"	231	Fr.	Rocky Mount, N.C./Nash Central	46	Joey Slye	PK	6'1"	214	So.	Stafford, Va./North Stafford
30	Johnathan Galante	OLB	5'9"	203	r-Sr.	Blacksburg, Va./Christiansburg	75	Alston Smith	OL	6'2"	293	r-Jr.	Virginia Beach, Va./Cox
64	Eric Gallo	OL	6'2"	299	So.	Richboro, Pa./Council Rock South	79	Tyrell Smith	OL	6'3"	288	Fr.	North Brunswick, N.J./Don Bosco Prep
89	Laird Gardner	DE	6'1"	215	Sr.	Monroe Township, N.J./Monroe Township	91	Steve Sobczak	DT	6'1"	309	r-Fr.	Milford, Va./Massaponax
23	Der'Woun Greene	FS	5'11"	186	r-Jr.	Portsmouth, Va./Woodrow Wilson	3	Greg Stroman	CB	6'1"	173	So.	Bristow, Va./Stonewall Jackson
77	Wade Hansen	OL	6'5"	295	r-Sr.	Troy, N.Y./Tamarac	87	Colton Taylor	LS	6'1"	210	r-Sr.	Salem, Va./Salem
93	Jeremy Haynes	DE	6'3"	225	r-Jr.	Lorton, Va./South County	33	Quinton Taylor	OLB	6'1"	222	r-Jr.	Chester, Va./Thomas Dale
8	Matt Hill	TE	6'5"	241	r-Sr.	Salem, Va./Salem	57	Wyatt Teller	OL	6'5"	304	r-Sr.	Beaeton, Va./Liberty
94	Trevon Hill	DL	6'5"	228	Fr.	Virginia Beach, Va./Salem	37	Ronny Vandyke	OLB	6'5"	215	r-Sr.	Lorton, Va./South County
7	Bucky Hodges	TE	6'7"	242	r-Sr.	Virginia Beach, Va./Salem	99	Jackson VanSickle	PK	6'1"	200	Fr.	Charlotte, N.C./Charlotte Christian
56	Sean Huelskamp	LB	6'1"	207	r-Sr.	Centreville, Va./Chantilly	98	Ricky Walker	DT	6'2"	283	So.	Hampton, Va./Bethel
27	A.J. Hughes	P	6'0"	200	Sr.	Terre Haute, Ind./Terre Haute North Vigo	41	Jack Willenbrock	OL	6'3"	252	r-Jr.	Glenmoore, Pa./Downingtown East
17	DuWayne Johnson	CB	6'2"	172	Fr.	Washington, D.C./H.D. Woodson	27	Curtis Williams	CB	5'9"	167	r-Sr.	Amelia, Va./Amelia County
29	Greg Jones	FS	6'2"	205	r-Jr.	Lorton, Va./Lake Braddock	42	Marshawn Williams	TB	5'11"	243	So.	Hampton, Va./Phoebeus
89	Kalvin Kline	TE	6'4"	237	r-Sr.	Boca Raton, Fla./Pine Crest	95	Nigel Williams	DT	6'4"	299	r-Jr.	Richmond, Va./Benedictine
80	Demitri Knowles	WR	6'1"	180	r-Sr.	Freeport, Bahamas/Liberty Christian Academy	25	Jerome Wright	FB	6'2"	224	Jr.	Richmond, Va./Highland Springs
38	Joe Koshuta	LB	6'2"	240	Fr.	Vienna, Va./Madison	53	Trent Young	LB	5'10"	212	r-Fr.	Richmond, Va./Douglas Freeman
2	Dwayne Lawson	QB	6'6"	222	Fr.	Tampa, Fla./Hillsborough							

TEAM

Scored 90+ points.....	99, vs. Emory & Henry, 1919
Scored 80-89 points.....	86, vs. Roanoke College, 1905
Scored 70-79 points.....	77, vs. Akron, 1995
Scored 60-69 points.....	66, vs. Appalachian State, 2011
Scored 50-59 points.....	52, vs. Wake Forest, 2010
Scored 40-49 points.....	42, @ Miami, 2013
Back-to-back 40+ games.....	vs. CMU (45), vs. WF (52), 2010
Three straight 40+ games.....	@ NCSU (41), vs. CMU (45), vs. WF (52), 2010
Four straight 40+ games.....	NCSU (41), CMU (45), WF (52), Duke (44), 2010
Rushed for 500+ yards.....	500, @ Pittsburgh, 1993
Rushed for 400-499 yards.....	444, vs. Marshall, 2009
Rushed for 300-399 yards.....	308, vs. Western Michigan, 2014
Rushed for 200-299 yards.....	210, vs. Cincinnati, 2014
Passed for 500+ yards.....	504, @ Syracuse, 2002
Passed for 400-499 yards.....	408, @ Wake Forest, 1972
Passed for 300-399 yards.....	345, Boston College, 2014
Passed for 200-299 yards.....	235, Virginia, 2014
Rushed/Passed for 200+ yards.....	vs. William & Mary, 2014 222 rush, 266 pass
Had 600+ yards in total offense.....	605, vs. Wake Forest, 2010
Had 500-599 yards in total offense.....	549, @ Miami, 2013
Scored on first offensive play.....	vs. Appalachian State, 2011 David Wilson 20-yard run
Won on final offensive play.....	vs. Virginia, 2012 Cody Journell 29 yd FG
Lost on final offensive play.....	at Wake Forest, 2014 Mike Weaver, 39 FG (2OT)
Won in overtime.....	29-21, vs. Marshall, 2013
Lost in overtime.....	3-6 (2OT), at Wake Forest, 2014
Recorded a safety.....	vs. Western Michigan, 2014
Recorded two defensive TDs.....	@ Boston College, 2008
Zero punts in a game.....	vs. James Madison, 2010
Zero sacks allowed in a game.....	vs. William & Mary, 2014
Recorded a shutout.....	vs. Bowling Green, 2012
Held opp. to 0 yards or less rushing.....	-15, vs. Florida State, 2012
Blocked two kicks in a game.....	vs. Marshall, 2013
Scored special teams TD.....	vs. Western Michigan, 2014
Scored defensive & special teams TD.....	vs. Clemson, 2007
Played an overtime game.....	vs. Wake Forest [2 ot], 2014

Rushed for 200+ yards.....	253, Darren Evans, vs. Maryland, 2008
Rushed for 150-199 yards	157, J.C. Coleman, vs. Cincinnati, 2014
Two players rushed for 100 yards	NC State, 2010 (Darren Evans, 160 yds. & Tyrod Taylor, 121 yds.)
Three players rushed for 100 yards	@ South Carolina, 1974 Phil Rogers (120), Roscoe Coles (111) & George Heath (104)
Had 40+ carries	42, Cyrus Lawrence, vs. Memphis St., 1981
Had 30-39 carries	32, Ryan Williams, vs. NC State, 2009
Had 20-29 carries	25, J.C. Coleman, vs. Cincinnati, 2014
Had two players with 20+ carries	Logan Thomas (23) & Trey Edmunds (22) vs. Marshall, 2013
Rushed for 6 TDs.....	Tommy Francisco, vs. VMI, 1966
Rushed for 5 TDs.....	Lee Suggs, @ UCF, 2000
Rushed for 4 TDs.....	Trey Edmunds, @ Miami, 2013
Rushed for 3 TDs.....	David Wilson, vs. Appalachian State, 2011

Rushed for 2 TDs.....	Logan Thomas, vs. Marshall, 2013
Passed for 500+ yards.....	504, Bryan Randall, @ Syracuse, 2002
Passed for 300-499 yards	345, Michael Brewer, Boston College, 2014
Passed for 200-299 yards	235, Michael Brewer, vs. Virginia, 2014
Two QBs each pass for 100+ yards	vs. Appalachian State, 2011 (Logan Thomas, 149 yds. & Mark Leal, 113 yds.)
Passed for 5 TDs.....	Bryan Randall, @ Syracuse, 2002
Passed for 4 TDs.....	Bryan Randall, vs. Florida A&M, 2004
Passed for 3 TDs.....	Michael Brewer, vs. East Carolina, 2014
Passed for 2 TDs.....	Michael Brewer, vs. Virginia, 2014
Two QBs with 2 TD passes apiece	Logan Thomas and Mark Leal vs. Appalachian State, 2011
Had 50+ pass attempts.....	56, Michael Brewer, vs. East Carolina, 2014
Had 40-49 pass attempts	45, Michael Brewer, @ Pittsburgh, 2014
Had 30-39 pass attempts	33, Michael Brewer, vs. Virginia, 2014
Had 20-29 pass attempts	24, Michael Brewer, vs. Cincinnati, 2014
Had 30+ pass completions	31, Michael Brewer, vs. Boston College, 2014
Had 20-29 pass comps	26, Michael Brewer, @ Pittsburgh, 2014
QB rush/pass for 100 yards	Logan Thomas, @ Miami, 2012 (124 rush, 199 pass)
Had 10+ receptions	10, Jarrett Boykin, vs. North Carolina, 2011
Had 250+ yards receiving	279, Ernest Wilford, @ Syracuse, 2002
Had 200-249 yards rec.	213, Ricky Scales, @ Wake Forest, 1972
Had 100+ yards receiving	114, Isaiah Ford, vs. Georgia Tech, 2014
Two players with 100+ receiving	@ Miami, 2013 Joshua Stanford (107) & Willie Byrn (103)
Had 4 TD receptions.....	Ernest Wilford @ Syracuse, 2002
Had 3 TD receptions.....	Antonio Freeman, vs. Temple, 1993
Had 2 TD receptions.....	Isaiah Ford, vs. East Carolina, 2014
Intercepted 3 passes.....	Kendall Fuller, vs. Duke, 2013
Intercepted 2 passes.....	Brandon Facyson, @ East Carolina, 2013
Returned a KO for TD	Demitri Knowles, @ UNC, 2012
Returned punt for TD.....	Kyshoen Jarrett, @ Pittsburgh, 2012
Returned an INT for TD	Kendall Fuller, @ North Carolina, 2014
Returned a fumble for TD	Greg Stroman, vs. Cincinnati, 2014
Returned blocked punt for TD.....	Bucky Hodges, vs. Virginia, 2014
Returned blocked FG for TD	D.J. Parker, vs. GT, 2005
Returned blocked PAT for 2 pts.....	Stephan Virgil, vs. ECU, 2008
Blocked an extra point	Dadi Nicolas, vs. Miami, 2014
Blocked a FG.....	Dadi Nicolas, @ Pittsburgh, 2014
Blocked a punt	C.J. Reavis, vs. Virginia, 2014
Scored a def. and special teams TD in a game.....	DeAngelo Hall vs. Arkansas St., 2002 (49-yd. INT & 69-yd. PR)
Returned two punts for TDs.....	DeAngelo Hall vs. Syracuse, 2003 (58 & 60 yds.)
Successful 2-point conversion	vs. Georgia Tech, 2014 Bucky Hodges pass from Michael Brewer
Made 6 FGs.....	Mickey Thomas, vs. Vanderbilt, 1989
Made 5 FGs.....	Chris Kinzer, vs. Vanderbilt, 1986
Made 4 FGs.....	Joey Slye, vs. Cincinnati, 2014
Made 3 FGs.....	Joey Slye, @ Pittsburgh, 2014
Kicked a 60+ FG.....	61, Wayne Latimer, vs. Florida St., 1975
Kicked a 50-59 FG.....	56, Cody Journell, @ Boston College, 2013
Kicked a 40-49 FG.....	49, Joey Slye, vs. Cincinnati, 2014
Kicked two 40+ yards FGs in one game.....	Joey Slye, vs. Cincinnati, 2014
Kicked a 70+ punt	75, Michael Branthover, @ Duke, 2011
Kicked a 60-69 punt	60, A.J. Hughes, vs. Boston College, 2014

THE LAST TIME AN OPPOSING TEAM OR PLAYER ...

TEAM

Scored 70+ points.....77, Alabama 1973
 Scored 60-69 points66, Washington & Lee, 1951
 Scored 50-59 points52, California, 2003
 Scored 40-49 points42, UCLA, 2013

Rushed for 500+ yards.....748, Alabama, 1973
 Rushed for 400-499 yards461, Alabama, 1972
 Rushed for 300-399 yards364, Miami, 2014
 Rushed for 200-299 yards258, Boston College, 2014
 Had 50-99 yards rushing74, Wake Forest, 2014
 Had FEWER than 50 yards rushing.....38, Virginia, 2014

Passed for 500+ yards..... NEVER
 Passed for 400-499 yards427, East Carolina, 2014
 Passed for 350-399 yards324, Miami, 2013
 Had 50-99 yards passing92, Miami, 2014
 Had FEWER than 50 yards passing.....20, Duke, 2008

Had 800+ yards in total offense.....833, Alabama, 1973
 Had 700-799 yards in total offense NEVER
 Had 600-699 yards in total offense604, Syracuse, 2002
 Had 500-599 yards in total offense502, East Carolina, 2014

Recorded a safety Boston College [2], 2008
 Recorded a defensive TD.....Virginia, 2014
 Shut out Tech Cincinnati, 1995
 Blocked two kicks in a gameDuke, 2006
 Scored a special teams TDAlabama, 2013
 Scored defensive & special teams TD.....Alabama, 2013

INDIVIDUAL

Rushed for 200+ yards.....249, Duke Johnson, Miami, 2014
 Rushed for 150-199 yards165, Justin Thomas, Georgia Tech, 2014
 Rushed for 100-149 yards122, Tyler Murphy, Boston College, 2014
 Two players rushed for 100 yardsMiami, 2014
 Duke Johnson (249) & Gus Edwards (115)

Three players rushed for 100 yards..... NEVER
 Had 40+ carries44, Paul Palmer, Temple, 1986
 Had 35-39 carries38, Derrick Knight, Boston College, 2003
 Rushed for 6 TDs.....Willis McGahee, Miami, 2002
 Rushed for 5 TDs..... NEVER
 Rushed for 4 TDs.....Chris Brantley, Rutgers, 1992
 Rushed for 3 TDs.....Tevin Washington, Georgia Tech, 2011
 Rushed for 2 TDs.....Gus Edwards, Miami, 2014

Passed for 500+ yards..... NEVER
 Passed for 400-499 yards427, Shane Carden, East Carolina, 2014
 Passed for 300-399 yards324, Stephen Morris, Miami, 2013
 Passed for 5 TDs..... NEVER
 Passed for 4 TDs.....Andrew Luck, Stanford, 2011
 Passed for 3 TDs.....Shane Carden, East Carolina, 2014
 Had 50+ pass attempts.....52, Matt Ryan, Boston College, 2007
 Had 40-49 pass attempts40, Anthony Boone, Duke, 2014
 Had 30-39 pass attempts32, Greyson Lambert, Virginia, 2014
 Had 30+ pass completions30, Dominique Davis, ECU, 2010
 Had 20-29 pass comps23, Shane Carden, East Carolina, 2014
 QB rush/pass for 100 yardsJustin Thomas, Georgia Tech, 2014
 125 yds passing, 165 yds rushing

Had 11+ receptions13, Andre Callender, Boston College, 2007
 Had 250+ yards receiving NEVER
 Had 200-249 yards receiving224, Cam Worthy, East Carolina, 2014
 Had 100+ yards receivingTwo players, Cincinnati, 2014
 Two players w/100+ yards receiving.....103, Chris Moore & 100, Shaq Washington, Cincinnati, 2014

Had 4 TD receptions.....Chris Brantley, Rutgers, 1992
 Had 3 TD receptions.....Coby Fleener, Stanford, 2011
 Had 2 TD receptions.....Chris Moore, Cincinnati, 2014

Intercepted 3 passes.....Aaron Beasley, West Virginia, 1994
 Intercepted 2 passes.....Josh Hawkins, East Carolina, 2014

Returned a KO for TDChristion Jones, Alabama, 2013
 Returned punt for TD.....William Likely, Maryland, 2013
 Returned an INT for TDDavid Dean, Virginia, 2014
 Returned/recovered a fumble for TDKhaseem Greene, Rutgers, 2012
 Returned blocked punt for TD.....T.J. Lee, East Carolina, 2008
 Returned blocked FG for TD NEVER
 Returned blocked PAT for 2 pts.....Nigel Bradham, FSU, 2010
 Blocked an extra pointRichard Ash, Western Michigan, 2014
 Blocked a FG.....Connor Wujciak, Boston College, 2014
 Blocked a puntGabriel Terry, Miami, 2012
 2-point conversionFlorida State, 2012
 Nick O'Leary pass from E.J. Manuel

Made 6 FGs..... NEVER
 Made 5 FGs.....Alex Henery, Nebraska, 2009
 Made 4 FGs.....Will Snyderwine, Duke, 2009
 Made 3 FGs.....Ross Martin, Duke, 2014
 Kicked a 60+ FG..... NEVER
 Kicked a 50-59 FG.....53, Ross Martin, Duke, 2013
 Kicked two 50+ FGs51 & 53, Ross Martin, Duke, 2013
 Kicked a 40-49 FG.....40, Ian Frye, Virginia, 2014

Kicked a 70+ punt76, Alex Henery, Nebraska, 2009
 Kicked a 60-69 punt60, Alexander Kinal, Wake Forest, 2014

TURNOVERS

The Last Time Tech ...

Lost two fumblesVirginia, 2014
 Lost three fumblesMiami, 2014
 Lost four fumblesMiami, 2005
 Lost five or more fumbles.....5, Kentucky, 1977

Threw three interceptionsvs. Georgia Tech, 2014
 Threw four interceptionsvs. Duke, 2013
 Threw five interceptions.....vs. Virginia, 1994
 Threw six or more interceptions7, vs. Florida St., 1959

The Last Time an Opponent ...

Lost two fumblesNorth Carolina, 2014
 Lost three fumblesNC State, 2009
 Lost four fumblesArkansas St., 2002
 Lost five or more fumbles.....5, Clemson, 1985

Threw three interceptionsOhio State, 2014
 Threw four interceptionsDuke, 2013
 Threw five interceptions.....Georgia Tech, 2007
 Threw six or more interceptions6, Rutgers, 1998

Unofficial Depth Chart (As of 8/31/15)

RCB

11 Fuller
6-0 • 196 • Jr.
22 Te. Edmunds
6-1 • 201 • r-Fr.
17 Alleyne
6-1 • 180 • Fr.

FS

19 Clark
6-1 • 205 • Jr.
23 Greene
5-11 • 186 • r-Jr.

ROVER

26 Frye
6-2 • 200 • r-Jr.
36 Alexander
6-3 • 192 • Fr.
29 Jones
6-2 • 205 • r-Jr.

NICKEL

3 Stroman
6-1 • 173 • So.
6 Reynolds
6-1 • 181 • Fr.

DEFENSE**LCB**

31 Facyson
6-2 • 196 • r-So.
2 Riley
5-11 • 211 • Sr.
27 C. Williams
5-9 • 167 • r-So.

ROLB

37 Vandyke
6-4 • 215 • r-Sr.
24 Shegog
6-3 • 214 • r-So.
18 Minor
6-2 • 221 • r-Fr.

MLB

54 Motuapuaka
6-0 • 231 • r-So.
56 Huelskamp
6-1 • 207 • r-So.
53 Young
5-10 • 212 • r-Fr.

LOLB

40 Clarke
6-1 • 227 • Sr.
38 McKinnon
6-1 • 275 • r-Jr.
50 Moss
6-2 • 212 • r-So.

RDE

4 Ekanem
6-3 • 249 • r-Jr.
43 Dooley
6-6 • 240 • r-So.

NT

96 Marshall
6-2 • 268 • r-Sr.
60 Baron
6-1 • 275 • Jr.

DT

92 Maddy
6-2 • 286 • r-Sr.
95 N. Williams
6-4 • 299 • r-Jr.
OR
91 Sobczak
6-1 • 309 • r-Fr.

LDE

90 Nicolas
6-3 • 227 • r-Sr.
99 Mihota
6-5 • 270 • r-Fr.

OFFENSE**FL**

5 Phillips
6-1 • 191 • So.
80 Knowles
6-1 • 180 • r-Sr.
20 Newsome
5-11 • 187 • r-So.

LT

71 McLaughlin
6-5 • 308 • Jr.
69 Nijman
6-8 • 273 • Fr.
58 Pettit
6-4 • 288 • r-Fr.

LG

57 Teller
6-5 • 304 • r-So.
67 Osterloh
6-8 • 323 • r-So.
58 Pettit
6-4 • 288 • r-Fr.

C

64 Gallo
6-2 • 299 • So.
61 Chung
6-4 • 293 • r-So.
79 T. Smith
6-3 • 288 • Fr.

RG

72 Conte
6-6 • 302 • r-Jr.
74 Pfaff
6-5 • 296 • r-Fr.
75 A. Smith
6-2 • 293 • r-Jr.

RT

77 Hansen
6-5 • 295 • r-Sr.
52 Redman
6-5 • 294 • r-Sr.
76 Clark
6-6 • 310 • Fr.

TE

88 Malleck
6-5 • 252 • Sr.
OR
7 Hodges
6-7 • 242 • r-So.
8 Hill
6-5 • 241 • r-So.

TB

4 Coleman
5-6 • 192 • Sr.
14 Edmunds
6-2 • 224 • r-Jr.
34 McMillian
6-0 • 196 • r-Fr.

QB

12 Brewer
6-1 • 198 • Sr.
9 Motley
6-3 • 221 • r-Jr.
13 Durkin
6-4 • 219 • r-Fr.
OR
2 Lawson
6-6 • 222 • Fr.

FB

45 Rogers
5-10 • 224 • Jr.
32 Peoples
5-9 • 220 • Fr.

SE

1 Ford
6-2 • 187 • So.
81 Asante
6-0 • 182 • r-Sr.
15 Caleb
6-2 • 187 • r-Jr.

SPECIALISTS**K**

46 Slye
6-1 • 214 • So.

P

27 Hughes
6-0 • 201 • Sr.

KR

34 McMillian
6-0 • 199 • Jr.
4 Coleman
5-6 • 192 • Sr.

PR

3 Stroman
6-0 • 168 • So.
86 Carroll
5-7 • 162 • Fr.

KO

30 Ludwig
6-1 • 265 • Jr.
46 Slye
5-10 • 213 • So.
35 Santamaria
5-8 • 168 • r-Fr.

H

27 Hughes
6-0 • 201 • Sr.

PS

59 D'Antuono
6-7 • 267 • r-Jr.
65 Taylor
6-1 • 210 • r-So.

KS

59 D'Antuono
6-7 • 267 • r-Jr.
65 Taylor
6-1 • 210 • r-So.

VIRGINIA TECH FOOTBALL - 2014 SEASON
as of December 28, 2014

RECORD	OVERALL	HOME	AWAY	NEUTRAL
ALL GAMES	7-6	3-4	3-2	1-0
CONFERENCE	3-5	1-3	2-2	0-0
NON-CONFERENCE	4-1	2-1	1-0	1-0

DATE	OPPONENT	LOCATION	TV	SCORE	ATTEND
Aug 30, 2014	William & Mary	Blacksburg, Va.	ESPNEWS	W 34-9	62722
Sep 06, 2014	at (8/7) Ohio State	Columbus, Ohio	ESPN	W 35-21	107517
Sep 13, 2014	East Carolina	Blacksburg, Va.	ESPN	L 21-28	63267
* Sep 20, 2014	Georgia Tech	Blacksburg, Va.	ESPN	L 24-27	62318
Sep 27, 2014	Western Michigan	Blacksburg, Va.	ACC NETWORK	W 35-17	59,625
* Oct 04, 2014	at North Carolina	Chapel Hill, N.C.	ACC NETWORK	W 34-17	60,000
* Oct 16, 2014	at Pittsburgh	Pittsburgh, Pa.	ESPN	L 16-21	43,125
* Oct 23, 2014	Miami	Blacksburg, Va.	ESPN	L 6-30	43,125
* Nov 01, 2014	Boston College	Blacksburg, Va.	ACC NETWORK	L 31-33	55,729
* Nov 15, 2014	at Duke	Durham, N.C.	ESPNU	W 17-16	30,107
* Nov 22, 2014	at Wake Forest	Winston-Salem, N.C.	ACC NETWORK	L (20T) 3-6	27,820
* Nov 28, 2014	Virginia	Blacksburg, Va.	ESPN	W 24-20	60,431
! Dec 27, 2014	vs. Cincinnati	Annapolis, Md.	ESPN	W 33-17	34,277
* - Atlantic Coast Conference Game ! - Military Bowl		Rankings: (AP/Coaches)			

RUSHING	GP	ATT	GAIN	LOSS	NET	AVG	TD	LONG	AVG
J.C. Coleman	13	107	560	27	533	5.0	3	38	41.0
Marshawn Williams	9	124	509	34	475	3.8	4	42	52.8
Shai McKenzie	5	53	279	10	269	5.1	3	39	53.8
Sam Rogers	13	32	146	6	140	4.4	0	17	10.8
Trey Edmunds	7	21	97	0	97	4.6	0	26	13.9
Joel Caleb	13	22	98	2	96	4.4	0	33	7.4
Deon Newsome	12	19	102	9	93	4.9	0	24	7.8
Brenden Motley	4	14	75	3	72	5.1	0	24	18.0
Cam Phillips	13	5	65	0	65	13.0	0	29	5.0
Derek Di Nardo	13	1	30	0	30	30.0	0	30	2.3
Bucky Hodges	13	7	20	0	20	2.9	0	5	1.5
Joshua Stanford	7	3	18	4	14	4.7	0	12	2.0
Jerome Wright	2	6	12	0	12	2.0	0	5	6.0
Demitri Knowles	12	1	7	0	7	7.0	0	7	0.6
Mark Leal	3	1	7	0	7	7.0	0	7	2.3
Greg Stroman	13	2	17	13	4	2.0	0	17	0.3
Daniel Dyer	9	1	0	0	0	0.0	0	0	0.0
Isaiah Ford	13	4	8	8	0	0.0	0	5	0.0
Michael Brewer	13	80	281	286	-5	-0.1	2	31	-0.4
Team	12	4	0	6	-6	-1.5	0	0	-0.5
TOTAL	13	507	2331	408	1923	3.8	12	42	147.9
OPPONENTS	13	484	2435	553	1882	3.9	15	68	144.8

PASSING	GP	EFFIC	ATT-CMP-INT	PCT	YDS	TD	LONG	AVG/G
Michael Brewer	13	117.35	262-441-15	59.4	2692	18	50	207.1
Mark Leal	3	175.20	6-9-0	66.7	77	1	15	25.7
Brenden Motley	4	80.93	1-3-0	33.3	17	0	17	4.2
A.J. Hughes	13	184.00	1-1-0	100.0	10	0	10	0.8
Isaiah Ford	13	352.00	1-1-0	100.0	30	0	30	2.3
Team	12	0.00	0-1-0	0.0	0	0	0	0.0
Sam Rogers	13	0.00	0-0-0	0.0	0	0	0	0.0
TOTAL	13	118.66	271-456-15	59.4	2826	19	50	217.4
OPPONENTS	13	109.17	183-384-12	47.7	2587	13	58	199.0

RECEIVING	GP	NO	YDS	AVG	TD	LONG	AVG
Isaiah Ford	13	56	709	12.7	6	33	54.5
Willie Byrn	13	47	388	8.3	0	44	29.8
Bucky Hodges	13	45	526	11.7	7	50	40.5
Cam Phillips	13	40	498	12.4	3	36	38.3
Ryan Malleck	12	24	195	8.1	2	21	16.2
Sam Rogers	13	20	230	11.5	1	26	17.7
Joshua Stanford	7	7	64	9.1	0	15	9.1
Deon Newsome	12	7	19	2.7	0	9	1.6
Joel Caleb	13	6	61	10.2	0	15	4.7
Marshawn Williams	9	4	18	4.5	0	14	2.0
J.C. Coleman	13	4	-1	-0.2	0	0	-0.1
Demitri Knowles	12	3	55	18.3	0	38	4.6
Michael Brewer	13	2	35	17.5	0	30	2.7
Trey Edmunds	7	2	-5	-2.5	0	0	-0.7
Greg Gadell	6	1	15	15.0	0	15	2.5
Josh Trimble	13	1	10	10.0	0	10	0.8
Greg Stroman	13	1	6	6.0	0	6	0.5
Kalvin Cline	2	1	3	3.0	0	3	1.5
TOTAL	13	271	2826	10.4	19	50	217.4
OPPONENTS	13	183	2587	14.1	13	58	199.0

TEAM STATISTICS	HOKIES	OPPONENT
SCORING	313	262
Points Per Game	24.1	20.2
Points Off Turnovers	78	71
FIRST DOWNS	261	216
Rushing	105	95
Passing	130	105
Penalty	26	16
RUSHING YARDAGE	1923	1882
Yards gained rushing	2331	2435
Yards lost rushing	408	553
Rushing Attempts	507	484
Average Per Rush	3.8	3.9
Average Per Game	147.9	144.8
TDs Rushing	12	15
PASSING YARDAGE	2826	2587
Comp-Att-Int	271-456-15	183-384-12
Average Per Pass	6.2	6.7
Average Per Catch	10.4	14.1
Average Per Game	217.4	199.0
TDs Passing	19	13
TOTAL OFFENSE	4749	4469
Total Plays	963	868
Average Per Play	4.9	5.1
Average Per Game	365.3	343.8
KICK RETURNS: #-Yards	36-702	46-937
PUNT RETURNS: #-Yards	45-315	29-89
INT RETURNS: #-Yards	12-228	15-94
KICK RETURN AVERAGE	19.5	20.4
PUNT RETURN AVERAGE	7.0	3.1
INT RETURN AVERAGE	19.0	6.3
FUMBLES-LOST	21-11	19-10
PENALTIES-Yards	98-770	91-768
Average Per Game	59.2	59.1
PUNTS-Yards	83-3314	83-3527
Average Per Punt	39.9	42.5
Net punt average	37.9	38.2
KICKOFFS-Yards	64-3841	57-3578
Average Per Kick	60.0	62.8
Net kick average	39.5	41.7
TIME OF POSSESSION/Game	31:25	28:35
3RD-DOWN Conversions	83/213	57/198
3rd-Down Pct	39%	29%
4TH-DOWN Conversions	7/14	5/18
4th-Down Pct	50%	28%
SACKS BY-Yards	48-352	34-279
MISC YARDS	0	7
TOUCHDOWNS SCORED	36	30
FIELD GOALS-ATTEMPTS	20-28	18-32
ON-SIDE KICKS	0-2	0-2
RED-ZONE SCORES	(42-48) 88%	(30-42) 71%
RED-ZONE TOUCHDOWNS	(25-48) 52%	(18-42) 43%
PAT-ATTEMPTS	(33-34) 97%	(28-30) 93%

ATTENDANCE	HOKIES	OPPONENT
TOTAL	428099	268569
Games/Avg Per Game	7/61157	5/53714
Neutral Site Games		1/34277

SCORE BY QUARTERS	1ST	2ND	3RD	4TH	OT	TOTAL
Virginia Tech	73	76	51	110	3	313
Opponents	74	68	25	89	6	262

PUNT RETURNS	NO.	YDS	AVG	TD	LONG
Greg Stroman	36	249	6.9	0	38
Kyshoen Jarrett	6	62	10.3	0	35
Kendall Fuller	2	2	1.0	0	5
C.J. Reavis	1	2	2.0	0	0
Bucky Hodges	0	0	0.0	1	0
TOTAL	45	315	7.0	1	38
OPPONENTS	29	89	3.1	0	18

KICK RETURNS	NO.	YDS	AVG	TD	LONG
Demitri Knowles	15	270	18.0	0	29
Deon Newsome	11	219	19.9	0	58
J.C. Coleman	4	91	22.8	0	44
Der'Woun Greene	2	73	36.5	0	46
Dewayne Alford	1	17	17.0	0	17
Joel Caleb	1	0	0.0	0	0
Greg Stroman	1	18	18.0	0	18
Wade Hansen	1	14	14.0	0	14
TOTAL	36	702	19.5	0	58
OPPONENTS	46	937	20.4	0	44

FUMBLE RETURNS	NO	YDS	AVG	TD	ONG
Andrew Motuapuaka	1	11	11.0	1	11
Derek Di Nardo	1	45	45.0	0	45
Nigel Williams	1	29	29.0	0	26
Greg Stroman	0	12	0.0	1	12
TOTAL	3	97	32.3	2	45
OPPONENTS	3	12	4.0	0	7

INTERCPECTIONS	NO.	YDS	AVG	TD	LONG
Kyshoen Jarrett	3	35	11.7	0	26
Donovan Riley	2	75	37.5	1	63
Kendall Fuller	2	47	23.5	1	47
Derek Di Nardo	1	51	51.0	0	51
Chuck Clark	1	13	13.0	0	13
Corey Marshall	1	7	7.0	0	7
Deon Clarke	1	0	0.0	0	0
Detrick Bonner	1	0	0.0	0	0
TOTAL	12	228	19.0	2	63
OPPONENTS	15	94	6.3	2	41

FG SEQUENCE	VIRGINIA TECH	OPPONENTS
William and Mary	(20),(27)	(36),(29),(44),38
Ohio State	46	40,27
East Carolina	52	37
Georgia Tech	(42),(33),(36),[32]	(43),30,(24)
Western Michigan	(37),53,(27)	(36),29
North Carolina	(27),43,(22)	(20)
Pittsburgh	(42),(24),(21)	[38]
Miami	-	(28)
Boston College	(27),[30]	(19),(44)
Duke	(35)	(36),51,(48),(24),40
Wake Forest	(28),53	42,37,37,(49),(39)
Virginia	(22),51	(40),48,(21)
Cincinnati	(45),(49),(38),(33)	51,(25)
Numbers in parentheses indicate field goal was made. Numbers in [brackets] indicate field goal was blocked.		

KICKOFFS	No.	Yds	Avg	TB	OB	Retn	Net	YdLn
Mitchell Ludwig	34	2042	60.1	9	1			
Joey Slye	27	1626	60.2	5	1			
Michael Branthover	3	173	57.7	1	0		40.2	24
TOTAL	64	3841	60.0	15	2	937	39.5	25
OPPONENTS	57	3578	62.8	20	2	702	41.7	23

PUNTING	NO	YDS	AVG	LONG	TB	FC	I20	50+	BLKD
A.J. Hughes	83	3314	39.9	60	4	20	22	13	0
TOTAL	83	3314	39.9	60	4	20	22	13	0
OPPONENTS	83	3527	42.5	63	2	13	30	18	1

SCORING	TD	FGS	PATs				DXP	SAFETY	POINTS
			KICK	RUSH	RCV	PASS			
Joey Slye	0	20-28	33-34	0-0	0	0-0	0	0	93
Bucky Hodges	8	0-0	0-0	0-0	1	0-0	0	0	50
Isaiah Ford	6	0-0	0-0	0-0	0	0-0	0	0	36
Marshawn Williams	4	0-0	0-0	0-0	0	0-0	0	0	24
Shai McKenzie	3	0-0	0-0	0-0	0	0-0	0	0	18
J.C. Coleman	3	0-0	0-0	0-0	0	0-0	0	0	18
Cam Phillips	3	0-0	0-0	0-0	0	0-0	0	0	18
Michael Brewer	2	0-0	0-0	0-0	0	1-1	0	0	12
Ryan Malleck	2	0-0	0-0	0-0	0	0-0	0	0	12
Greg Stroman	1	0-0	0-0	0-0	0	0-0	0	0	6
Andrew Motuapuaka	1	0-0	0-0	0-0	0	0-0	0	0	6
Sam Rogers	1	0-0	0-0	0-0	0	0-0	0	0	6
Donovan Riley	1	0-0	0-0	0-0	0	0-0	0	0	6
Kendall Fuller	1	0-0	0-0	0-0	0	0-0	0	0	6
Team	0	0-0	0-0	0-0	0	0-0	0	1	2
Mark Leal	0	0-0	0-0	0-0	0	0-1	0	0	0
TOTAL	36	20-28	33-34	0-0	1	1-2	0	1	313
OPPONENTS	30	18-32	28-30	0-0	0	0-0	0	0	262

TOTAL OFFENSE	G	PLAYS	RUSH	PASS	TOTAL	AVG/G
Michael Brewer	13	521	-5	2692	2687	206.7
J.C. Coleman	13	107	533	0	533	41.0
Marshawn Williams	9	124	475	0	475	52.8
Shai McKenzie	5	53	269	0	269	53.8
Sam Rogers	13	32	140	0	140	10.8
Trey Edmunds	7	21	97	0	97	13.9
Joel Caleb	13	22	96	0	96	7.4
Deon Newsome	12	19	93	0	93	7.8
Brenden Motley	4	17	72	17	89	22.2
Mark Leal	3	10	7	77	84	28.0
Cam Phillips	13	5	65	0	65	5.0
Derek Di Nardo	13	1	30	0	30	2.3
Isaiah Ford	13	5	0	30	30	2.3
Bucky Hodges	13	7	20	0	20	1.5
Joshua Stanford	7	3	14	0	14	2.0
Jerome Wright	2	6	12	0	12	6.0
A.J. Hughes	13	1	0	10	10	0.8
Demitri Knowles	12	1	7	0	7	0.6
Greg Stroman	13	2	4	0	4	0.3
Team	12	5	-6	0	-6	-0.5
TOTAL	13	963	1923	2826	4749	365.3
OPPONENTS	13	868	1882	2587	4469	343.8

FIELD GOALS	FGM-FGA	PCT	01-19	20-29	30-39	40-49	50-99	LG	BLK
Joey Slye	20-28	71.4	0-0	10-10	6-8	4-6	0-4	49	2

ALL PURPOSE	G	RUSH	REC	PR	KOR	IR	TOT	AVG/G
Isaiah Ford	13	0	709	0	0	0	709	54.5
J.C. Coleman	13	533	-1	0	91	0	623	47.9
Cam Phillips	13	65	498	0	0	0	563	43.3
Bucky Hodges	13	20	526	0	0	0	546	42.0
Marshawn Williams	9	475	18	0	0	0	493	54.8
Willie Byrn	13	0	388	0	0	0	388	29.8
Sam Rogers	13	140	230	0	0	0	370	28.5
Demitri Knowles	12	7	55	0	270	0	332	27.7
Deon Newsome	12	93	19	0	219	0	331	27.6
Greg Stroman	13	4	6	249	18	0	277	21.3
Shai McKenzie	5	269	0	0	0	0	269	53.8
Ryan Malleck	12	0	195	0	0	0	195	16.2
Joel Caleb	13	96	61	0	0	0	157	12.1
Kyshoen Jarrett	13	0	0	62	0	35	97	7.5
Trey Edmunds	7	97	-5	0	0	0	92	13.1
Derek Di Nardo	13	30	0	0	0	51	81	6.2
Joshua Stanford	7	14	64	0	0	0	78	11.1
Donovan Riley	13	0	0	0	0	75	75	5.8
Der'Woun Greene	9	0	0	0	73	0	73	8.1
Brenden Motley	4	72	0	0	0	0	72	18.0
Kendall Fuller	13	0	0	2	0	47	49	3.8
Michael Brewer	13	-5	35	0	0	0	30	2.3
Dewayne Alford	13	0	0	0	17	0	17	1.3
Greg Gadell	6	0	15	0	0	0	15	2.5
Wade Hansen	13	0	0	0	14	0	14	1.1
Chuck Clark	13	0	0	0	0	13	13	1.0
Jerome Wright	2	12	0	0	0	0	12	6.0
Josh Trimble	13	0	10	0	0	0	10	0.8
Mark Leal	3	7	0	0	0	0	7	2.3
Corey Marshall	12	0	0	0	0	7	7	0.6
Kalvin Cline	2	0	3	0	0	0	3	1.5
C.J. Reavis	12	0	0	2	0	0	2	0.2
Team	12	-6	0	0	0	0	-6	-0.5
TOTAL	13	1923	2826	315	702	228	5994	461.1
OPPONENTS	13	1882	2587	89	937	94	5589	429.9

DEFENSIVE STATISTICS

LEADERS	GP-GS	TACKLES			TFL/YDS	SACKS NO-YARDS	PASS DEF			FUMBLES		BLKD KICK	SAFETY
		SOLO	AST	TOTAL			INT-YDS	BRUP	QBH	RCV-YDS	FF		
34 Kyshoen Jarrett	13	52	36	88	3.0-13	0.5-3	3-35	5	.	.	1	.	.
40 Deon Clarke	13	30	44	74	11.0-64	5.0-40	1-0	1	11	1-0	1	.	.
19 Chuck Clark	13	50	23	73	8.5-21	1.5-9	1-13	11	6
8 Detrick Bonner	13	41	31	72	6.5-41	3.5-22	1-0	4	2	.	1	.	.
36 Chase Williams	9	33	39	72	9.0-51	3.5-35	.	2	16	.	1	.	.
90 Dadi Nicolas	13	33	39	72	18.5-91	9.0-74	.	1	35	1-0	.	2	.
54 Andrew Motuapuaka	12	27	27	54	4.0-11	2.0-8	.	.	1	1-11	.	.	.
11 Kendall Fuller	13	32	22	54	4.5-18	2.0-11	2-47	15	.	1-0	.	.	.
2 Donovan Riley	13	38	15	53	1.0-8	1.0-8	2-75	2	1	1-0	1	.	.
40 Ken Ekanem	13	26	27	53	14.5-83	9.5-72	.	1	19	.	1	.	.
96 Corey Marshall	12	15	26	41	9.5-40	2.5-21	1-7	1	23
95 Nigel Williams	13	15	19	34	9.5-46	4.5-31	.	.	10	1-29	.	.	.
41 Derek Di Nardo	13	21	9	30	5.0-20	3.0-17	1-51	1	6	2-45	.	.	.
45 Sam Rogers	13	3	8	11
98 Ricky Walker	11	1	8	9	1.0-5
92 Luther Maddy	4	4	5	9	0.5-1	.	.	.	7
87 Dewayne Alford	13	5	3	8	1.5-1	1	.	.
37 Ronny Vandyke	13	5	3	8	1	.	.
21 C.J. Reavis	12	4	4	8	0.5-1	1	1	.
60 Woody Baron	12	1	6	7	1.0-1	0.5-1	.	.	2
15 Joel Caleb	13	3	3	6
31 Brandon Facyson	3	5	1	6	.	.	.	5
43 Seth Dooley	13	3	2	5
30 Mitchell Ludwig	8	.	5	5
23 Der'Woun Greene	9	1	3	4
14 Trey Edmunds	7	2	2	4
20 Deon Newsome	12	2	2	4	1-0	.	.	.
3 Greg Stroman	13	2	1	3	.	.	.	1	.	0-12	.	.	.
24 Anthony Shegog	6	1	2	3
51 Melvin Keihn	13	1	1	2
56 Sean Huelskamp	2	1	1	2
26 Desmond Frye	2	2	.	2
46 Joey Slye	13	.	2	2
12 Michael Brewer	13	.	2	2
7 Bucky Hodges	13	2	.	2
50 Jamieon Moss	13	.	2	2
72 Augie Conte	13	.	1	1
32 Josh Trimble	13	1	.	1
59 Eddie D'Antuono	13	1	.	1
5 Joshua Stanford	7	1	.	1
18 Cam Phillips	13	1	.	1
42 Marshawn Williams	9	1	.	1
39 Daniel Dyer	9	1	.	1
35 Dahman McKinnon	6	1	.	1	1-0	.	.	.
TM Team	12	1
TOTAL	13	468	424	892	109-516	48-352	12-228	50	139	10-97	9	3	1
OPPONENTS	13	519	532	1051	86.0-420	34-279	15-94	47	49	11-12	15	3	.

RUSHING TACKLES

PLAYER	NO.
Kyshoen Jarrett	66
Dadi Nicolas	59
Deon Clarke	57
Chase Williams	54
Detrick Bonner	42
Andrew Motuapuaka	40
Ken Ekanem	39
Corey Marshall	36
Chuck Clark	34
Nigel Williams	28
Donovan Riley	21
Kendall Fuller	21
Derek Di Nardo	20
Luther Maddy	8
Ricky Walker	8
Dewayne Alford	7
Woody Baron	6
Brandon Facyson	2
Seth Dooley	2
Der'Woun Greene	1
Anthony Shegog	1
TOTALS	552

PASSING TACKLES

PLAYER	NO
Chuck Clark	32
Kendall Fuller	31
Detrick Bonner	25
Donovan Riley	25
Kyshoen Jarrett	20
Deon Clarke	11
Chase Williams	11
Andrew Motuapuaka	7
Brandon Facyson	4
Derek Di Nardo	3
Dadi Nicolas	2
Corey Marshall	2
Seth Dooley	1
Nigel Williams	1
Luther Maddy	1
Ken Ekanem	1
C.J. Reavis	1
TOTALS	178

SPECIAL TEAMS TACKLES

PLAYER	TOTAL	KO	PUNT
Sam Rogers	10	10	0
Ronny Vandyke	7	6	1
C.J. Reavis	6	4	2
Joel Caleb	6	6	0
Andrew Motuapuaka	5	4	1
Donovan Riley	5	1	4
Mitchell Ludwig	5	5	0
Chuck Clark	5	1	4
Derek Di Nardo	4	0	4
Deon Newsome	4	1	3
Trey Edmunds	4	4	0
Greg Stroman	3	3	0
Der'Woun Greene	3	3	0
Jamieon Moss	2	2	0
Desmond Frye	2	2	0
Seth Dooley	2	0	2
Chase Williams	2	0	2
Joey Slye	2	2	0
Melvin Keihn	2	2	0
Sean Huelskamp	2	2	0
Anthony Shegog	2	2	0
Dahman McKinnon	1	0	1
Josh Trimble	1	1	0
Eddie D'Antuono	1	0	1
Deon Clarke	1	1	0
Ken Ekanem	1	0	1
Daniel Dyer	1	1	0
TOTALS	89	63	26

RED ZONE ANALYSIS
VIRGINIA TECH

DATE	OPPONENT	SCORE		TIME IN RZ	TIMES SCORED	TOTAL PTS	TDS	RUSH TDS	PASS TDS	FG MADE	FAILED TO SCORE INSIDE RZ					
											FG ATT	DOWNES	INT	FUMB	HALF	GAME
Aug 30	William & Mary	W	34-9	5	5	27	3	1	2	2	0	0	0	0	0	0
Sep 06	at Ohio State	W	35-21	4	4	28	4	2	2	0	0	0	0	0	0	0
Sep 13	East Carolina	L	21-28	3	2	14	2	0	2	0	0	1	0	0	0	0
* Sep 20	Georgia Tech	L	24-27	4	3	13	1	1	0	2	1	0	0	0	0	0
Sep 27	Western Michigan	W	35-17	4	4	20	2	1	1	2	0	0	0	0	0	0
* Oct 04	at North Carolina	W	34-17	5	4	20	2	2	0	2	0	0	0	0	1	0
* Oct 16	at Pittsburgh	L	16-21	3	3	13	1	0	1	2	0	0	0	0	0	0
* Oct 23	Miami	L	6-30	3	1	6	1	0	1	0	0	0	0	2	0	0
* Nov 01	Boston College	L	31-33	6	5	31	4	2	2	1	1	0	0	0	0	0
* Nov 15	at Duke	W	17-16	3	3	17	2	0	2	1	0	0	0	0	0	0
* Nov 22	at Wake Forest	L	3-6	1	1	3	0	0	0	1	0	0	0	0	0	0
* Nov 28	Virginia	W	24-20	2	2	10	1	0	1	1	0	0	0	0	0	0
! Dec 27	vs. Cincinnati	W	33-17	5	5	23	2	1	1	3	0	0	0	0	0	0
	Total 42 of 48 (87.5%)			48	42	225	25	10	15	17	2	1	0	2	1	0

OPPONENT

DATE	OPPONENT	SCORE		TIME IN RZ	TIMES SCORED	TOTAL PTS	TDS	RUSH TDS	PASS TDS	FG MADE	FAILED TO SCORE INSIDE RZ					
											FG ATT	DOWNES	INT	FUMB	HALF	GAME
Aug 30	William & Mary	W	34-9	3	2	6	0	0	0	2	1	0	0	0	0	0
Sep 06	at Ohio State	W	35-21	3	2	14	2	2	0	0	1	0	0	0	0	0
Sep 13	East Carolina	L	21-28	6	4	28	4	1	3	0	1	1	0	0	0	0
* Sep 20	Georgia Tech	L	24-27	3	2	10	1	1	0	1	1	0	0	0	0	0
Sep 27	Western Michigan	W	35-17	4	3	17	2	2	0	1	1	0	0	0	0	0
* Oct 04	at North Carolina	W	34-17	3	3	17	2	1	1	1	0	0	0	0	0	0
* Oct 16	at Pittsburgh	L	16-21	3	2	14	2	2	0	0	1	0	0	0	0	0
* Oct 23	Miami	L	6-30	3	2	10	1	1	0	1	0	1	0	0	0	0
* Nov 01	Boston College	L	31-33	3	3	16	2	0	2	1	0	0	0	0	0	0
* Nov 15	at Duke	W	17-16	3	3	13	1	1	0	2	0	0	0	0	0	0
* Nov 22	at Wake Forest	L	3-6	3	0	0	0	0	0	0	2	0	1	0	0	0
* Nov 28	Virginia	W	24-20	4	3	13	1	0	1	2	0	1	0	0	0	0
! Dec 27	vs. Cincinnati	W	33-17	1	1	3	0	0	0	1	0	0	0	0	0	0
	Totals 29 of 41 (70.7%)			41	29	158	18	11	7	11	8	3	1	0	0	0

MONEY PLAYS

Money plays are defined as plays resulting in first down or a touchdown.

RUSHERS	1ST	TD	NO	ATT
J.C. Coleman	22	3	25	107
Marshawn Williams	23	4	24	123
Shai McKenzie	15	3	17	53
Michael Brewer	15	1	16	47
Sam Rogers	8	0	8	31
Joel Caleb	5	0	5	22
Brenden Motley	4	0	4	13
Cam Phillips	3	0	3	5
Trey Edmunds	3	0	3	21
Deon Newsome	2	0	2	19
Derek Di Nardo	1	0	1	1
M Williams & M Brewer	1	1	1	1
Greg Stroman	1	0	1	2
Joshua Stanford	1	0	1	3
Bucky Hodges	1	0	1	7
TOTALS	105	12	112	473

1st DOWN TOTALS	34	3	36	244
-----------------	----	---	----	-----

2nd DOWN TOTALS	39	7	42	169
-----------------	----	---	----	-----

3rd DOWN TOTALS	28	1	29	53
-----------------	----	---	----	----

4th DOWN TOTALS	4	1	5	7
-----------------	---	---	---	---

RECEPTIONS	1ST	TD	NO	REC
Isaiah Ford	44	6	45	56
Bucky Hodges	17	7	22	45
Cam Phillips	21	3	21	40
Willie Byrn	16	0	16	47
Sam Rogers	12	1	13	20
Ryan Malleck	8	2	10	24
Joshua Stanford	4	0	4	7
Joel Caleb	4	0	4	6
Demitri Knowles	2	0	2	3
Michael Brewer	1	0	1	2
Greg Gadell	1	0	1	1
TOTALS	130	19	139	271

1st DOWN TOTALS	45	8	47	111
-----------------	----	---	----	-----

2nd DOWN TOTALS	32	4	36	82
-----------------	----	---	----	----

3rd DOWN TOTALS	51	6	54	75
-----------------	----	---	----	----

4th DOWN TOTALS	2	1	2	3
-----------------	---	---	---	---

DRIVE START AVERAGES

OBTAINED	HOKIES		OPPONENTS	
	#	AVG	#	AVG
Kickoff	59	25.9	66	27.2
Punt	83	26.2	83	31.1
Field goal	14	23.4	8	29.2
Fumble	10	69.9	11	51.5
Interception	12	49.4	15	57.7
Downs	12	32.3	7	36.3
ALL DRIVES	190	30.0	190	33.1

SUPERLATIVES

INDIVIDUAL GAME HIGHS

Rushes	25	J.C. Coleman vs Cincinnati (Dec 27, 2014)
Yards Rushing	157	J.C. Coleman vs Cincinnati (Dec 27, 2014)
TD Rushes	1	J.C. Coleman vs William and Mary (Aug 30, 2014)
		Shai McKenzie vs William and Mary (Aug 30, 2014)
		Shai McKenzie at Ohio State (Sep 06, 2014)
		Marshawn Williams at Ohio State (Sep 06, 2014)
		Michael Brewer vs Georgia Tech (Sep 20, 2014)
		Marshawn Williams vs Georgia Tech (Sep 20, 2014)
		Shai McKenzie vs Western Michigan (Sep 27, 2014)
		J.C. Coleman at North Carolina (Oct 04, 2014)
		Marshawn Williams at North Carolina (Oct 04, 2014)
		Michael Brewer vs Boston College (Nov 01, 2014)
		Marshawn Williams vs Boston College (Nov 01, 2014)
		J.C. Coleman vs Cincinnati (Dec 27, 2014)
Long Rush	42	Marshawn Williams vs Western Michigan (Sep 27, 2014)
Pass attempts	56	Michael Brewer vs East Carolina (Sep 13, 2014)
Pass completions	31	Michael Brewer vs Boston College (Nov 01, 2014)
Yards Passing	345	Michael Brewer vs Boston College (Nov 01, 2014)
TD Passes	3	Michael Brewer vs East Carolina (Sep 13, 2014)
Long Pass	50	Michael Brewer vs Virginia (Nov 28, 2014)
Receptions	8	Isaiah Ford vs Georgia Tech (Sep 20, 2014)
Yards Receiving	114	Isaiah Ford vs Georgia Tech (Sep 20, 2014)
TD Receptions	2	Isaiah Ford vs East Carolina (Sep 13, 2014)
Long Reception	50	Bucky Hodges vs Virginia (Nov 28, 2014)
Field Goals	4	Joey Slye vs Cincinnati (Dec 27, 2014)
Long Field Goal	49	Joey Slye vs Cincinnati (Dec 27, 2014)
Punts	9	A.J. Hughes at Wake Forest (Nov 22, 2014)
Punting Avg	46.3	A.J. Hughes vs William and Mary (Aug 30, 2014)
Long Punt	60	A.J. Hughes vs Boston College (Nov 01, 2014)
Punts inside 20	4	A.J. Hughes at North Carolina (Oct 04, 2014)
Long Punt Return	38	Greg Stroman at Pitt (10/16/14)
Long Kickoff Return	58	Deon Newsome vs Miami (Oct 23, 2014)
Tackles	17	Chase Williams vs Georgia Tech (Sep 20, 2014)
Sacks	3.0	Ken Ekanem at North Carolina (Oct 04, 2014)
Tackles For Loss	4.0	Ken Ekanem at North Carolina (Oct 04, 2014)
Interceptions	2	Kyshoen Jarrett at Ohio State (Sep 06, 2014)

TEAM GAME HIGHS

Rushes	57	at North Carolina (Oct 04, 2014)
Yards Rushing	308	vs Western Michigan (Sep 27, 2014)
Yards Per Rush	6.6	vs Western Michigan (Sep 27, 2014)
TD Rushes	2	vs William and Mary (Aug 30, 2014)
		at Ohio State (Sep 06, 2014)
		vs Georgia Tech (Sep 20, 2014)
		at North Carolina (Oct 04, 2014)
		vs Boston College (Nov 01, 2014)
Pass attempts	56	vs East Carolina (Sep 13, 2014)
Pass completions	31	vs Boston College (Nov 01, 2014)
Yards Passing	345	vs Boston College (Nov 01, 2014)
Yards Per Pass	8.6	vs William and Mary (Aug 30, 2014)
TD Passes	3	vs East Carolina (Sep 13, 2014)
Total Plays	89	vs East Carolina (Sep 13, 2014)
Total Offense	488	vs William and Mary (Aug 30, 2014)
Yards Per Play	6.7	vs William and Mary (Aug 30, 2014)
Points	35	at Ohio State (Sep 06, 2014)
		vs Western Michigan (Sep 27, 2014)
Sacks By	7	at Ohio State (Sep 06, 2014)
		at Wake Forest (Nov 22, 2014)
First Downs	26	vs East Carolina (Sep 13, 2014)
		vs Western Michigan (Sep 27, 2014)
Penalties	12	vs Georgia Tech (Sep 20, 2014)
Penalty Yards	107	at Ohio State (Sep 06, 2014)
Turnovers	3	at Ohio State (Sep 06, 2014)
		vs Georgia Tech (Sep 20, 2014)
		vs Miami (Oct 23, 2014)
		at Wake Forest (Nov 22, 2014)
		vs Virginia (Nov 28, 2014)
Interceptions By	3	at Ohio State (Sep 06, 2014)
Punts	9	at Wake Forest (Nov 22, 2014)
Punting Avg	46.3	vs William and Mary (Aug 30, 2014)
Long Punt	60	vs Boston College (Nov 01, 2014)
Punts inside 20	4	at North Carolina (Oct 04, 2014)
Long Punt Return	38	at Pitt (10/16/14)

OPPONENT INDIVIDUAL GAME HIGHS

Rushes	29	Duke Johnson, vs Miami (Oct 23, 2014)
Yards Rushing	249	Duke Johnson, vs Miami (Oct 23, 2014)
TD Rushes	2	FRANKLIN, J, vs Western Michigan (Sep 27, 2014)
		Conner, J., at Pitt (10/16/14)
		Gus Edwards, vs Miami (Oct 23, 2014)
Long Rush	68	Willis, M, vs Boston College (Nov 01, 2014)
Pass attempts	47	CARDEN, Shane, vs East Carolina (Sep 13, 2014)
Pass completions	23	CARDEN, Shane, vs East Carolina (Sep 13, 2014)
Yards Passing	427	CARDEN, Shane, vs East Carolina (Sep 13, 2014)
TD Passes	3	CARDEN, Shane, vs East Carolina (Sep 13, 2014)
Long Pass	58	Barrett, J.T., at Ohio State (Sep 06, 2014)
Receptions	8	BRAVERMAN, D, vs Western Michigan (Sep 27, 2014)
Yards Receiving	224	WORTHY, Cam, vs East Carolina (Sep 13, 2014)
TD Receptions	2	MOORE, Chris, vs Cincinnati (Dec 27, 2014)
Long Reception	58	Smith, Devin, at Ohio State (Sep 06, 2014)
Field Goals	3	John Carpenter, vs William and Mary (Aug 30, 2014)
		Martin, R, at Duke (Nov 15, 2014)
Long Field Goal	49	Weaver, M, at Wake Forest (Nov 22, 2014)
Punts	9	Kinal, A, at Wake Forest (Nov 22, 2014)
Punting Avg	52.0	H. Windmuller, vs William and Mary (Aug 30, 2014)
Long Punt	63	Johnston, C, at Ohio State (Sep 06, 2014)
Punts inside 20	5	Winslow, R., at Pitt (10/16/14)
Long Punt Return	18	Alston, S, vs Boston College (Nov 01, 2014)
Long Kickoff Return	44	Jennings, D, vs Virginia (Nov 28, 2014)
Tackles	14	WILLIAMS, Brndn, vs East Carolina (Sep 13, 2014)
		Blanding, Q, vs Virginia (Nov 28, 2014)
Sacks	2.5	Lee, M, at Wake Forest (Nov 22, 2014)
Tackles For Loss	3.0	Cash, J, at Duke (Nov 15, 2014)
		Lee, M, at Wake Forest (Nov 22, 2014)
Interceptions	2	HAWKINS, Josh, vs East Carolina (Sep 13, 2014)
Long Punt	63	Johnston, C, at Ohio State (Sep 06, 2014)
Punts inside 20	5	Winslow, R., at Pitt (10/16/14)
Long Punt Return	18	Alston, S, vs Boston College (Nov 01, 2014)
Long Kickoff Return	44	Jennings, D, vs Virginia (Nov 28, 2014)
Tackles	14	WILLIAMS, Brndn, vs East Carolina (Sep 13, 2014)
		Blanding, Q, vs Virginia (Nov 28, 2014)
Sacks	2.5	Lee, M, at Wake Forest (Nov 22, 2014)
Tackles For Loss	3.0	Cash, J, at Duke (Nov 15, 2014)
		Lee, M, at Wake Forest (Nov 22, 2014)
Interceptions	2	HAWKINS, Josh, vs East Carolina (Sep 13, 2014)

OPPONENT TEAM GAME HIGHS

Rushes	53	vs Miami (Oct 23, 2014)
Yards Rushing	364	vs Miami (Oct 23, 2014)
Yards Per Rush	6.9	vs Miami (Oct 23, 2014)
TD Rushes	3	vs Miami (Oct 23, 2014)
Pass attempts	47	vs East Carolina (Sep 13, 2014)
Pass completions	23	vs East Carolina (Sep 13, 2014)
Yards Passing	427	vs East Carolina (Sep 13, 2014)
Yards Per Pass	9.3	vs Cincinnati (Dec 27, 2014)
TD Passes	3	vs East Carolina (Sep 13, 2014)
Total Plays	82	at Duke (Nov 15, 2014)
Total Offense	502	vs East Carolina (Sep 13, 2014)
Yards Per Play	7.0	vs Cincinnati (Dec 27, 2014)
Points	33	vs Boston College (Nov 01, 2014)
Sacks By	6	at Duke (Nov 15, 2014)
First Downs	23	at Duke (Nov 15, 2014)
Penalties	13	vs East Carolina (Sep 13, 2014)
Penalty Yards	114	vs East Carolina (Sep 13, 2014)
Turnovers	3	at Ohio State (Sep 06, 2014)
		at North Carolina (Oct 04, 2014)
		at Duke (Nov 15, 2014)
		vs Cincinnati (Dec 27, 2014)
Interceptions By	3	vs Georgia Tech (Sep 20, 2014)
Punts	9	at Wake Forest (Nov 22, 2014)
Punting Avg	52.0	vs William and Mary (Aug 30, 2014)
Long Punt	63	at Ohio State (Sep 06, 2014)
Punts inside 20	5	at Pitt (10/16/14)
Long Punt Return	18	vs Boston College (Nov 01, 2014)

20-YARD PLAYS

Yards	Type	Player(s)	Opponent
*63	INT	Donovan Riley	Ohio State
58	KR	Deon Newsome	Miami
51	INT	Derek Di Nardo	Duke
50	Pass	Bucky Hodges from Michael Brewer	Virginia
*47	INT	Kendall Fuller	North Carolina
46	KR	Der'Woun Greene	Cincinnati
45	FR	Derek Di Nardo	William and Mary
44	KR	J.C. Coleman	Boston College
44	Pass	Willie Byrn from Michael Brewer	Boston College
42	Rush	Marshawn Williams	Western Michigan
41	Rush	Marshawn Williams	Miami
41	Pass	Bucky Hodges from Michael Brewer	Pitt
40	Pass	Bucky Hodges from Michael Brewer	East Carolina

*39	Rush	Shai McKenzie	William and Mary
38	Pass	Demitri Knowles from Michael Brewer	William and Mary
38	PR	Greg Stroman	Pitt
38	Rush	J.C. Coleman	Virginia
37	PR	Greg Stroman	Cincinnati
*36	Pass	Cam Phillips from Michael Brewer	Virginia
35	Rush	Marshawn Williams	Western Michigan
35	PR	Kyshoen Jarrett	Boston College
35	Rush	J.C. Coleman	Cincinnati
35	PR	Greg Stroman	Ohio State
33	Pass	Isaiah Ford from Michael Brewer	Boston College
33	Rush	J.C. Coleman	Virginia
33	Pass	Cam Phillips from Michael Brewer	Boston College
33	Rush	Joel Caleb	Western Michigan
31	Rush	Michael Brewer	Cincinnati
*31	Rush	Marshawn Williams+Michael Brewer	Georgia Tech
31	Rush	J.C. Coleman	Wake Forest
30	Pass	Michael Brewer from Isaiah Ford	Cincinnati
30	Pass	Cam Phillips from Michael Brewer	Georgia Tech
30	Rush	Derek Di Nardo	Boston College
30	Pass	Cam Phillips from Michael Brewer	Georgia Tech
30	Rush	Derek Di Nardo	Boston College

29	Rush	J.C. Coleman	Cincinnati
29	KR	Demitri Knowles	Georgia Tech
29	Rush	Cam Phillips	North Carolina
*29	Pass	Bucky Hodges from Michael Brewer	Western Michigan
29	KR	Demitri Knowles	Virginia
28	Pass	Bucky Hodges from Michael Brewer	Western Michigan
28	Pass	Cam Phillips from Michael Brewer	East Carolina
27	KR	Der'Woun Greene	Cincinnati
26	Rush	Trey Edmunds	North Carolina
26	Pass	Willie Byrn from Michael Brewer	William and Mary
26	Pass	Sam Rogers from Michael Brewer	Boston College

20-YARD PLUS PLAYS BY PLAYER

PLAYER	NO	TD	RUSH	PASS	KR	PR	IR	FR
Bucky Hodges	8	2	0	8	0	0	0	0
Cam Phillips	8	1	2	6	0	0	0	0
J.C. Coleman	7	0	6	0	1	0	0	0
Isaiah Ford	6	1	0	6	0	0	0	0
Demitri Knowles	6	0	0	1	5	0	0	0
Deon Newsome	5	0	1	0	4	0	0	0
Marshawn Williams	4	0	4	0	0	0	0	0
Greg Stroman	4	0	0	0	0	4	0	0
Derek Di Nardo	3	0	1	0	0	0	1	1
Willie Byrn	3	0	0	3	0	0	0	0
Der'Woun Greene	2	0	0	0	2	0	0	0
Sam Rogers	2	0	0	2	0	0	0	0
Michael Brewer	2	0	1	1	0	0	0	0
Kyshoen Jarrett	2	0	0	0	0	1	1	0
Trey Edmunds	2	0	2	0	0	0	0	0
M. Williams & M. Brewer	1	1	1	0	0	0	0	0
Shai McKenzie	1	1	1	0	0	0	0	0
Kendall Fuller	1	1	0	0	0	0	1	0
Donovan Riley	1	1	0	0	0	0	1	0
Brenden Motley	1	0	1	0	0	0	0	0
Joel Caleb	1	0	1	0	0	0	0	0
Ryan Malleck	1	0	0	1	0	0	0	0
TOTAL	71	8	21	28	12	5	4	1

Yards	Type	Player(s)	Opponent
26	INT	Kyshoen Jarrett	Ohio State
26	Pass	Isaiah Ford from Michael Brewer	North Carolina
26	KR	Deon Newsome	Ohio State
*26	Pass	Bucky Hodges from Michael Brewer	North Carolina
26	Pass	Isaiah Ford from Michael Brewer	Virginia
26	Pass	Bucky Hodges from Michael Brewer	Duke
26	KR	Demitri Knowles	Miami
26	Rush	J.C. Coleman	Cincinnati
25	Pass	Isaiah Ford from Michael Brewer	Georgia Tech
24	Pass	Bucky Hodges from Michael Brewer	Boston College
24	Rush	Deon Newsome	Ohio State
24	Rush	Brenden Motley	Duke
24	Pass	Cam Phillips from Michael Brewer	William and Mary
23	PR	Greg Stroman	East Carolina
23	Pass	Willie Byrn from Michael Brewer	Wake Forest
23	Pass	Sam Rogers from Michael Brewer	Miami
22	Pass	Cam Phillips from Michael Brewer	Georgia Tech
21	Pass	Ryan Malleck from Michael Brewer	William and Mary
21	Rush	Cam Phillips	Duke
21	Rush	Marshawn Williams	East Carolina
*21	Pass	Isaiah Ford from Michael Brewer	East Carolina
20	KR	Demitri Knowles	Western Michigan
20	KR	Deon Newsome	William and Mary
20	Rush	Trey Edmunds	Western Michigan
20	KR	Demitri Knowles	Ohio State
20	Pass	Isaiah Ford from Michael Brewer	William and Mary
20	KR	Deon Newsome	William and Mary

*Touchdown Scored On Play

LONG PLAYS BY THE NUMBERS

PLAYS	NO	TD
100+	0	0
90-99	0	0
80-89	0	0
70-79	0	0
60-69	1	1
50-59	3	0
40-49	9	1
30-39	20	3
20-29	38	3

LONG PLAYS BY TYPE	NO	TD
Rushing	21	2
Passing	28	4
Punt returns	5	0
Kick returns	12	0
Interceptions	4	2
Fumble returns	1	0
Other	0	0
TOTAL	71	8

LONGEST PLAYS OF THE YEAR

Rushing		
42	Marshawn Williams vs Western Michigan	Sept. 27

Rushing Touchdown		
39	Shai McKenzie vs William and Mary	Aug. 30

Passing		
50	Bucky Hodges from Michael Brewer vs Virginia	Nov. 28

Passing Touchdown		
36	Cam Phillips from Michael Brewer vs Virginia	Nov. 28

Punt Return		
38	Greg Stroman vs Pittsburgh	Oct. 16

Kick Return		
58	Deon Newsome vs Miami	Oct. 23

Interception Return		
63	Donovan Riley vs Ohio State	Sept. 6

Fumble Return		
45	Derek Di Nardo vs William and Mary	Aug. 30

Punt		
60	A.J. Hughes vs Boston College	Nov. 1

Field Goal		
49	Joey Slye vs Cincinnati	Dec. 27

2014 VIRGINIA TECH SCORING DRIVES

Qtr.	Opp.	Scoring Play	Plays-Yds.-TOP
1	William & Mary	Ford, I 13 Pass From Brewer, M (Slye, J)	14-84-5:39
2	William & Mary	Hodges, B 8 Pass From Brewer, M (Slye, J)	5-2-2:25
2	William & Mary	FG Slye, J 20	9-75-2:38
3	William & Mary	FG Slye, J 27	14-74-6:56
3	William & Mary	McKenzie, S 39 Rush (Slye, J)	4-80-1:25
4	William & Mary	Coleman, JC 2 Rush (Slye, J)	2-28-0:25
1	Ohio State	McKenzie, S 2 Rush (Slye, J)	10-43-4:50
1	Ohio State	Williams, M 14 Rush (Slye, J)	9-58-3:26
2	Ohio State	Rogers, S 10 Pass From Brewer, M (Slye, J)	8-61-1:09
4	Ohio State	Hodges, B 10 Pass From Brewer, M (Slye, J)	6-65-2:56
4	Ohio State	Riley, D 63 Interception Return (Slye, J)	-
2	East Carolina	Ford, I 21 Pass From Brewer, M (Slye, J)	8-73-2:36
4	East Carolina	Ford, I 15 Pass From Brewer, M (Slye, J)	12-80-4:10
4	East Carolina	Phillips, C 18 Pass From Brewer, M (Slye, J)	6-47-0:55
1	Georgia Tech	FG Slye, J 42	10-46-4:08
2	Georgia Tech	FG Slye, J 33	12-54-4:48
2	Georgia Tech	Williams, M 6 Rush (Slye, J)	10-63-4:32
2	Georgia Tech	FG Slye, J 36	8-56-0:55
4	Georgia Tech	Brewer, M 21 Rush (Hodges, B pass)	7-75-3:19
1	Western Michigan	Motuapuaka, A 11 Fumble Return (kick blocked)	-
1	Western Michigan	Team Safety	-
1	Western Michigan	FG Slye, J 37	6-46-1:38
1	Western Michigan	Hodges, B 29 Pass From Brewer, M (Slye, J)	10-80-3:18
3	Western Michigan	Ford, I 7 Pass From Brewer, M (Slye, J)	11-80-5:22
3	Western Michigan	McKenzie, S 4 Rush (Slye, J)	9-68-4:02
4	Western Michigan	FG Slye, J 27	9-65-5:09
1	North Carolina	Williams, M 8 Rush (Slye, J)	2-16-0:34
1	North Carolina	Hodges, B 26 Pass From Brewer, M (Slye, J)	12-82-5:33
2	North Carolina	FG Slye, J 27	13-70-7:15
2	North Carolina	Fuller, Ke 47 Interception Return (Slye, J)	-
4	North Carolina	FG Slye, J 22	16-76-6:47
4	North Carolina	Coleman, JC 1 Rush (Slye, J)	2-10-0:42
2	Pittsburgh	FG Slye, J 42	4-7-1:36
2	Pittsburgh	FG Slye, J 24	7-32-2:54
3	Pittsburgh	FG Slye, J 21	8-61-3:28
4	Pittsburgh	Phillips, C 14 Pass From Brewer, M (Slye, J)	9-80-2:32
4	Miami	Ford, I 14 Pass From Leal, M (pass failed)	10-77-2:39
1	Boston College	Williams, M 8 Rush (Slye, J)	9-95-3:09
2	Boston College	FG Slye, J 27	7-36-2:00
4	Boston College	Brewer, M 1 Rush (Slye, J)	11-67-3:44

Qtr.	Opp.	Scoring Play	Plays-Yds.-TOP
4	Boston College	Hodges, B 7 Pass From Brewer, M (Slye, J)	11-75-3:05
4	Boston College	Malleck, R 5 Pass From Brewer, M (Slye, J)	9-75-2:31
2	Duke	Ford, I 10 Pass From Brewer, M (Slye, J)	12-98-5:05
3	Duke	FG Slye, J 35	4--9-1:08
4	Duke	Hodges, B 15 Pass From Brewer, M (Slye, J)	5-31-2:04
5	Wake Forest	FG Slye, J 28	6-15-0:00
1	Virginia	FG Slye, J 22	15-69-6:36
2	Virginia	Hodges, B 0 Punt Return (Slye, J)	-
3	Virginia	Phillips, C 36 Pass From Brewer, M (Slye, J)	7-83-3:06
4	Virginia	Hodges, B 9 Pass From Brewer, M (Slye, J)	3-75-1:07
1	Cincinnati	Coleman, JC 1 Rush (Slye, J)	6-64-1:56
2	Cincinnati	FG Slye, J 45	7-10-2:45
2	Cincinnati	FG Slye, J 49	4-20-0:36
3	Cincinnati	Malleck, R 1 Pass From Brewer, M (Slye, J)	11-75-3:55
3	Cincinnati	Stroman, G 12 Fumble Return (Slye, J)	-
4	Cincinnati	FG Slye, J 38	6-21-2:27
4	Cincinnati	FG Slye, J 33	6-27-1:43
Totals			421-2841-157:38
Average Scoring Drive			8.3 plays-55.7 yds.

VIRGINIA TECH SCORING

57 Total Scores (12 Run, 19 Pass, 20 FG, 1 S.T., 1 Safety, 4 Defense)
 13 First Quarter Scores (5 Run, 3 Pass, 3 FG, 2 S.T., 1 Safety, 1 Defense)
 16 Second Quarter Scores (1 Run, 4 Pass, 9 FG, 2 S.T., 0 Safety, 1 Defense)
 9 Third Quarter Scores (2 Run, 3 Pass, 3 FG, 1 S.T., 0 Safety, 1 Defense)
 18 Fourth Quarter Scores (4 Run, 9 Pass, 4 FG, 1 S.T., 0 Safety, 1 Defense)
 0 Overtime Drives

Most plays in a scoring drive: 16 plays - vs. North Carolina (16-76-6:47 FG)
 Longest scoring drive: 98 yards - vs. Duke (12-98-5:05 TD)
 Longest TOP scoring drive: 7:15 - vs. North Carolina (13-70-7:15 FG)
 Average TOP on offensive scoring drives: 3:05

OPPONENTS

Most plays in a scoring drive: 13 plays - vs. Cincinnati (13-86-6:23 FG)
 Longest scoring drive: 86 yards - vs. Cincinnati (13-86-6:23 FG)
 Longest TOP scoring drive: 6:23 - vs. Cincinnati (13-86-6:23 FG)
 Average TOP on offensive scoring drives: 2:23

TEAM GAME-BY-GAME
VIRGINIA TECH

DATE	OPPONENT	RUSHING				REVEIVING				PASSING				KICK RETURN				PUNT RETURN				TOT
		NO.	YDS	TD	LG	NO.	YDS	TD	LG	CMP-ATT-INT	YDS	TD	LG	NO	YDS	TD	LG	NO	YDS	TD	LG	OFF
Aug 30	WILLIAM AND MARY	42	222	2	39	24	266	2	38	24-31-1	266	2	38	3	56	0	20	2	25	0	13	488
Sep 06	at Ohio State	41	125	2	24	23	199	2	18	23-36-2	199	2	18	3	63	0	26	3	32	0	35	324
Sep 13	EAST CAROLINA	33	91	0	21	30	298	3	40	30-56-2	298	3	40	2	29	0	15	5	40	0	23	389
Sep 20	GEORGIA TECH	33	127	2	17	28	297	0	30	28-39-3	297	0	30	1	29	0	29	4	17	0	9	424
Sep 27	WESTERN MICHIGAN	47	308	1	42	14	178	2	29	14-32-2	178	2	29	4	70	0	20	5	58	0	19	486
Oct 04	at North Carolina	57	171	2	29	18	186	1	26	18-27-1	186	1	26	4	54	0	19	2	-5	0	5	357
Oct 16	at Pitt	22	26	0	9	26	265	1	41	26-45-0	265	1	41	1	9	0	9	4	43	0	38	291
Oct 23	MIAMI	31	120	0	41	18	142	1	23	18-28-0	142	1	23	5	128	0	58	2	5	0	3	262
Nov 01	BOSTON COLLEGE	29	69	2	30	31	345	2	44	31-49-0	345	2	44	5	88	0	44	3	35	0	35	414
Nov 15	at Duke	49	145	0	24	13	148	2	26	13-24-1	148	2	26	3	53	0	18	5	-9	0	3	293
Nov 22	at Wake Forest	39	111	0	31	16	143	0	23	16-29-1	143	0	23	0	0	0	0	3	24	0	18	254
Nov 28	VIRGINIA	40	198	0	38	15	235	2	50	15-35-1	235	2	50	3	50	0	29	4	20	1	10	433
Dec 27	vs Cincinnati	44	210	1	35	15	124	1	30	15-25-1	124	1	30	2	73	0	46	3	30	0	37	334
	Totals	507	1923	12	42	271	2826	19	50	271-456-15	2826	19	50	36	702	0	58	45	315	1	38	4749
	Opponent	484	1882	15	68	183	2587	13	58	183-384-12	2587	13	58	46	937	0	44	29	89	0	18	4469

GAMES: 13
AVG/RUSH: 3.8
AVG/CATCH: 10.4
PASS EFFIC: 118.66
KR AVG: 19.5
PR AVG: 7.0
ALL PURPOSE AVG/GAME: 461.1
TOTAL OFFENSE AVG/GM: 365.3

DATE	OPPONENT	TACKLES				SACKS	FUMBLE		PASS DEFENSE			BLKD KICK	PAT ATTEMPTS			SAF	PTS
		SOLO	AST	TOTAL	TFL-YDS	NO-YDS	FF	FR-YDS	INT-YDS	QBH	BRK		KICK	RUN	RCV		
Aug 30	WILLIAM AND MARY	26	30	56	7.0-42	4.0-36	1	2-45	0-0	10	4	0	4-4	0	0	0	34
Sep 06	at Ohio State	43	22	65	11.0-64	7.0-54	0	0-0	3-98	21	6	0	5-5	0	0	0	35
Sep 13	EAST CAROLINA	35	22	57	8.0-38	4.0-30	1	1-0	0-0	17	12	0	3-3	0	0	0	21
Sep 20	GEORGIA TECH	29	36	65	7.0-19	1.0-4	0	1-0	0-0	13	3	0	1-1	0	1	0	24
Sep 27	WESTERN MICHIGAN	27	34	61	8.0-41	5.0-28	1	1-11	1-0	16	3	0	4-3	0	0	1	35
Oct 04	at North Carolina	45	14	59	7.0-46	5.0-33	1	2-0	1-47	16	4	0	4-4	0	0	0	34
Oct 16	at Pitt	37	24	61	9.0-34	2.0-17	1	1-0	1-7	2	3	1	1-1	0	0	0	16
Oct 23	MIAMI	28	56	84	3.0-4	0.0-0	0	0-0	0-0	4	0	1	0-0	0	0	0	6
Nov 01	BOSTON COLLEGE	29	56	85	9.0-37	3.0-25	0	0-0	0-0	7	1	0	4-4	0	0	0	31
Nov 15	at Duke	47	28	75	9.0-53	4.0-35	3	1-0	2-51	4	5	0	2-2	0	0	0	17
Nov 22	at Wake Forest	51	18	69	16.0-64	7.0-40	0	0-0	1-12	13	3	0	0-0	0	0	0	3
Nov 28	VIRGINIA	36	42	78	11.0-59	4.0-38	0	0-0	1-0	15	4	1	3-3	0	0	0	24
Dec 27	vs Cincinnati	35	42	77	4.0-15	2.0-12	1	1-41	2-13	1	2	0	3-3	0	0	0	33
	Totals	468	424	892	109.0-516	48.0-352	9	10-97	12-228	139	50	3	34-33	0	1	1	313
	Opponent	519	532	1051	86.0-420	34.0-279	15	11-12	15-94	49	47	3	30-28	0	0	0	262

DATE	OPPONENT	PUNTING								FIELD GOALS				KICKOFFS				
		NO	YDS	AVG	LG	BLKD	TB	FC	50+	I20	ATT-MADE	LG	BLKD	NO	YDS	AVG	TB	OB
Aug 30	WILLIAM AND MARY	3	139	46.3	48	0	1	0	0	0	2-2	27	0	7	449	64.1	3	0
Sep 06	at Ohio State	6	268	44.7	54	0	0	0	1	1	1-0	0	0	6	350	58.3	0	0
Sep 13	EAST CAROLINA	8	326	40.8	53	0	1	3	1	2	1-0	0	0	4	247	61.8	1	1
Sep 20	GEORGIA TECH	3	100	33.3	42	0	0	2	0	2	4-3	42	1	6	366	61.0	3	0
Sep 27	WESTERN MICHIGAN	5	192	38.4	56	0	0	2	1	3	3-2	37	0	7	444	63.4	3	1
Oct 04	at North Carolina	7	280	40.0	51	0	0	0	1	4	3-2	27	0	7	421	60.1	3	0
Oct 14	at Pitt	7	292	41.7	57	0	0	2	2	1	3-3	42	0	4	245	61.2	0	0
Oct 23	MIAMI	7	308	44.0	57	0	0	1	2	1	0-0	0	0	1	60	60.0	0	0
Nov 01	BOSTON COLLEGE	7	307	43.9	60	0	0	1	2	1	2-1	27	1	5	254	50.8	0	0
Nov 15	at Duke	8	283	35.4	49	0	0	3	0	1	1-1	35	0	4	235	58.8	1	0
Nov 22	at Wake Forest	9	332	36.9	50	0	1	4	1	2	2-1	28	0	1	65	65.0	1	0
Nov 28	VIRGINIA	8	291	36.4	50	0	1	1	1	3	2-1	22	0	5	287	57.4	0	0
Dec 27	vs Cincinnati	5	196	39.2	50	0	0	1	1	1	4-4	49	0	7	418	59.7	0	0
	Totals	83	3314	39.9	60	0	4	20	13	22	28-20	49	2	64	3841	60.0	15	2
	Opponent	83	3527	42.5	63	1	2	13	18	30	32-18	49	1	57	3578	62.8	20	2

TEAM GAME-BY-GAME
OPPONENTS

DATE	OPPONENT	RUSHING				REVEIVING				PASSING				KICK RETURN				PUNT RETURN				TOT OFF
		NO.	YDS	TD	LG	NO.	YDS	TD	LG	CMP-ATT-INT	YDS	TD	LG	NO	YDS	TD	LG	NO	YDS	TD	LG	
Aug 30	WILLIAM AND MARY	28	76	0	40	9	117	0	43	9-23-0	117	0	43	4	95	0	29	1	4	0	4	193
Sep 06	at Ohio State	40	108	2	25	9	219	1	58	9-29-3	219	1	58	6	106	0	24	3	24	0	13	327
Sep 13	EAST CAROLINA	25	75	1	24	23	427	3	47	23-47-0	427	3	47	2	31	0	23	1	-2	0	0	502
Sep 20	GEORGIA TECH	44	250	1	32	7	125	1	31	7-18-0	125	1	31	3	58	0	29	0	0	0	0	375
Sep 27	WESTERN MICHIGAN	24	19	2	24	18	212	0	48	18-33-1	212	0	48	3	71	0	38	1	3	0	3	231
Oct 04	at North Carolina	29	125	1	26	18	198	1	31	18-37-1	198	1	31	4	81	0	23	6	7	0	8	323
Oct 16	at Pitt	43	210	2	49	11	121	1	53	11-18-1	121	1	53	4	87	0	27	2	8	0	8	331
Oct 23	MIAMI	53	364	3	38	7	92	1	25	7-16-0	92	1	25	1	23	0	23	3	8	0	10	456
Nov 01	BOSTON COLLEGE	47	258	2	68	8	110	2	37	8-15-0	110	2	37	4	60	0	18	4	22	0	18	368
Nov 15	at Duke	41	141	1	18	19	185	0	21	19-41-2	185	0	21	3	57	0	20	2	6	0	6	326
Nov 22	at Wake Forest	42	74	0	26	18	160	0	25	18-32-1	160	0	25	0	0	0	0	2	10	0	7	234
Nov 28	VIRGINIA	35	38	0	40	18	276	1	54	18-38-1	276	1	54	5	129	0	44	2	-1	0	0	314
Dec 27	vs Cincinnati	33	144	0	31	18	345	2	43	18-37-2	345	2	43	7	139	0	24	2	0	0	0	489
	Opponent Totals	484	1882	15	68	183	2587	13	58	183-384-12	2587	13	58	46	937	0	44	29	89	0	18	4469
	Virginia Tech	507	1923	12	42	271	2826	19	50	271-456-15	2826	19	50	36	702	0	58	45	315	1	38	4749

GAMES: 13
AVG/RUSH: 3.9
AVG/CATCH: 14.1
PASS EFFIC: 109.17
KR AVG: 20.4
PR AVG: 3.1
ALL PURPOSE AVG/GAME: 429.9
TOTAL OFFENSE AVG/GM: 343.8

DATE	OPPONENT	TACKLES				SACKS	FUMBLE		PASS DEFENSE			BLKD KICK	PAT ATTEMPTS			SAF	PTS
		SOLO	AST	TOTAL	TFL-YDS	NO-YDS	FF	FR-YDS	INT-YDS	QBH	BRK		KICK	RUN	RCV		
Aug 30	WILLIAM AND MARY	40	52	92	1.0-1	0.0-0	1	1-5	1-0	1	4	0	0-0	0	0	0	9
Sep 06	at Ohio State	48	26	74	10.0-48	2.0-24	1	1-0	2-0	1	2	0	3-3	0	0	0	21
Sep 13	EAST CAROLINA	36	56	92	6.0-30	3.0-24	0	0-0	2-11	8	4	0	4-4	0	0	0	28
Sep 20	GEORGIA TECH	37	42	79	7.0-22	1.0-8	1	0-0	3-41	5	4	1	3-3	0	0	0	27
Sep 27	WESTERN MICHIGAN	36	58	94	5.0-15	1.0-4	0	0-0	2-39	8	3	1	2-2	0	0	0	17
Oct 04	at North Carolina	49	44	93	7.0-32	3.0-22	0	0-0	1-0	4	0	0	2-2	0	0	0	17
Oct 16	at Pitt	39	18	57	3.0-22	3.0-22	2	1-0	0-0	4	5	0	3-3	0	0	0	21
Oct 23	MIAMI	38	32	70	6.0-30	2.0-22	3	3-7	0-0	2	2	0	4-3	0	0	0	30
Nov 01	BOSTON COLLEGE	33	54	87	6.0-26	3.0-18	0	1-0	0-0	4	5	1	4-3	0	0	0	33
Nov 15	at Duke	44	44	88	9.0-67	6.0-62	2	0-0	1-0	2	4	0	1-1	0	0	0	16
Nov 22	at Wake Forest	41	32	73	12.0-64	5.0-40	1	2-0	1-0	1	4	0	0-0	0	0	0	6
Nov 28	VIRGINIA	36	38	74	6.0-14	2.0-6	2	2-0	1-3	6	7	0	2-2	0	0	0	20
Dec 27	vs Cincinnati	42	36	78	8.0-49	3.0-27	2	0-0	1-0	3	3	0	2-2	0	0	0	17
	Opponent Totals	519	532	1051	86.0-420	34.0-279	15	11-12	15-94	49	47	3	30-28	0	0	0	262
	Virginia Tech	468	424	892	109.0-516	48.0-352	9	10-97	12-228	139	50	3	34-33	0	1	1	313

DATE	OPPONENT	PUNTING									FIELD GOALS			KICKOFFS				
		NO	YDS	AVG	LG	BLKD	TB	FC	50+	120	ATT-MADE	LG	BLKD	NO	YDS	AVG	TB	OB
Aug 30	WILLIAM AND MARY	5	260	52.0	59	0	0	1	4	1	4-3	44	0	4	260	65.0	1	0
Sep 06	at Ohio State	6	238	39.7	63	0	0	1	1	3	2-0	0	0	4	247	61.8	0	1
Sep 13	EAST CAROLINA	8	377	47.1	60	0	1	1	3	1	1-0	0	0	5	303	60.6	3	0
Sep 20	GEORGIA TECH	4	187	46.8	55	0	0	0	1	1	3-2	43	0	5	325	65.0	4	0
Sep 27	WESTERN MICHIGAN	8	357	44.6	59	0	0	2	3	1	2-1	36	0	5	310	62.0	1	0
Oct 04	at North Carolina	6	251	41.8	56	0	0	2	2	3	1-1	20	0	3	195	65.0	0	0
Oct 16	at Pitt	7	291	41.6	50	0	0	1	1	5	1-0	0	1	4	240	60.0	2	1
Oct 23	MIAMI	5	195	39.0	45	0	0	0	0	3	1-1	28	0	6	357	59.5	1	0
Nov 01	BOSTON COLLEGE	7	268	38.3	50	0	0	0	1	3	2-2	44	0	7	432	61.7	2	0
Nov 15	at Duke	5	200	40.0	48	0	0	0	0	0	5-3	48	0	5	323	64.6	2	0
Nov 22	at Wake Forest	9	402	44.7	60	0	0	3	2	4	5-2	49	0	1	65	65.0	1	0
Nov 28	VIRGINIA	8	290	36.2	48	1	0	2	0	4	3-2	40	0	5	323	64.6	2	0
Dec 27	vs Cincinnati	5	211	42.2	48	0	1	0	0	1	2-1	25	0	3	198	66.0	1	0
	Opponent Totals	83	3527	42.5	63	1	2	13	18	30	32-18	49	1	57	3578	62.8	20	2
	Virginia Tech	83	3314	39.9	60	0	4	20	13	22	28-20	49	2	64	3841	60.0	15	2

OFFENSE GAME-BY-GAME

RUSHING	NO-YDS/TD	WM	OSU	ECU	GT	WMU	NC	UP	UM	BC	DU	WF	VA	CIN
Coleman, JC	107-533/3	10-20/1	3-16/0	-	2--1/0	1-1/0	7-25/1	3-4/0	-	-	20-95/0	18-98/0	18-118/0	25-157/1
Williams, M	124-475/4	12-41/0	12-20/1	17-74/0	10-36/1	14-119/0	20-47/1	DNP	21-100/0	13-32/1	5-6/0	DNP	DNP	DNP
McKenzie, S	53-269/3	9-106/1	7-7/1	7-18/0	12-51/0	18-87/1	DNP	DNP	DNP	DNP	DNP	DNP	DNP	DNP
Rogers, S	32-140/0	-	1-17/0	-	-	1-6/0	2-4/0	6-19/0	3-18/0	4-12/0	1-3/0	2-4/0	8-39/0	4-18/0
Edmunds, T	21-97/0	-	-	-	2-10/0	3-22/0	12-54/0	DNP	DNP	DNP	DNP	DNP	DNP	4-11/0
Caleb, J	22-96/0	5-19/0	-	-	-	4-45/0	6-20/0	7-12/0	-	-	-	-	-	-
Newsome, D	19-93/0	-	4-38/0	2-14/0	2--5/0	-	2-10/0	1-5/0	-	-	2-13/0	5-10/0	1-8/0	DNP
Motley, B	14-72/0	DNP	DNP	DNP	DNP	DNP	DNP	DNP	DNP	DNP	3-36/0	2-9/0	8-28/0	1--1/0
Phillips, C	5-65/0	-	-	-	-	-	1-29/0	-	-	-	3-33/0	1-3/0	-	-
Di Nardo, D	1-30/0	-	-	-	-	-	-	-	-	1-30/0	-	-	-	-
Hodges, B	7-20/0	-	2-8/0	-	-	1-4/0	1-1/0	1-1/0	-	-	-	-	-	2-6/0
Stanford, J	3-14/0	1-12/0	1-6/0	-	DNP	DNP	DNP	DNP	-	1--4/0	-	-	DNP	DNP
Wright, J	6-12/0	DNP	DNP	DNP	DNP	DNP	DNP	DNP	3-9/0	3-3/0	DNP	DNP	DNP	DNP
Knowles, D	1-7/0	-	-	-	1-7/0	-	DNP	-	-	-	-	-	-	-
Leal, M	1-7/0	-	DNP	DNP	DNP	-	DNP	DNP	1-7/0	DNP	DNP	DNP	DNP	DNP
Stroman, G	2-4/0	-	-	-	-	-	-	-	-	-	-	-	-	2-4/0
Dyer, D	1-0/0	1-0/0	-	-	DNP	-	-	-	-	DNP	DNP	DNP	-	-
Ford, I	4-0/0	1-3/0	1--3/0	1-5/0	-	-	-	-	-	-	-	-	1--5/0	-
Brewer, M	80--5/2	3-21/0	10-16/0	6--20/0	4-29/1	5-24/0	5--18/0	4--15/0	3--14/0	7--4/1	14--39/0	11--13/0	3-11/0	5-17/0
Team	4--6/0	-	-	-	-	-	1--1/0	-	-	-	1--2/0	-	1--1/0	1--2/0

RECEIVING	NO-YDS/TD	WM	OSU	ECU	GT	WMU	NC	UP	UM	BC	DU	WF	VA	CIN
Ford, I	56-709/6	4-43/1	2-26/0	7-77/2	8-114/0	3-37/1	4-69/0	4-58/0	2-23/1	7-75/0	4-48/1	5-37/0	3-58/0	3-44/0
Hodges, B	45-526/7	6-38/1	2-21/1	2-53/0	1-4/0	4-88/1	2-30/1	3-55/0	4-27/0	5-44/1	6-57/1	4-39/0	3-61/1	3-9/0
Phillips, C	40-498/3	2-34/0	-	7-89/1	6-79/0	-	3-47/0	7-59/1	3-22/0	3-43/0	1-19/0	3-33/0	5-73/1	-
Byrn, W	47-388/0	3-49/0	5-51/0	6-30/0	7-56/0	3-21/0	5-24/0	4-22/0	1-3/0	6-68/0	-	1-23/0	3-27/0	3-14/0
Rogers, S	20-230/1	-	5-23/1	1-16/0	2-17/0	-	1-9/0	2-13/0	3-47/0	4-70/0	-	-	1-16/0	1-19/0
Malleck, R	24-195/2	3-40/0	6-64/0	1-6/0	DNP	-	-	3-28/0	2-8/0	5-30/1	-	2-15/0	-	2-4/1
Stanford, J	7-64/0	1-7/0	2-14/0	2-14/0	DNP	DNP	DNP	DNP	-	1-15/0	1-14/0	-	DNP	DNP
Caleb, J	6-61/0	1-3/0	-	-	1-7/0	1-13/0	-	2-25/0	1-13/0	-	-	-	-	-
Knowles, D	3-55/0	1-38/0	-	-	2-17/0	-	DNP	-	-	-	-	-	-	-
Brewer, M	2-35/0	-	-	-	-	-	-	1-5/0	-	-	-	-	-	1-30/0
Newsome, D	7-19/0	-	-	3-13/0	-	-	2-10/0	-	1-0/0	-	-	1--4/0	-	DNP
Williams, M	4-18/0	-	-	1-0/0	-	2-19/0	-	DNP	1--1/0	-	-	DNP	DNP	DNP
Gadell, G	1-15/0	1-15/0	DNP	-	DNP	-	DNP	-	-	DNP	DNP	DNP	-	DNP
Trimble, J	1-10/0	-	-	-	-	-	-	-	-	-	1-10/0	-	-	-
Stroman, G	1-6/0	-	-	-	-	-	-	-	-	-	-	-	-	1-6/0
Cline, K	1-3/0	DNP	DNP	DNP	1-3/0	-	DNP	DNP	DNP	DNP	DNP	DNP	DNP	DNP
Coleman, JC	4--1/0	2--1/0	1-0/0	-	-	1-0/0	-	-	-	-	-	-	-	-
Edmunds, T	2--5/0	-	-	-	-	-	1--3/0	DNP	DNP	DNP	DNP	DNP	DNP	1--2/0

PASSING

#12 BREWER, M	ATT	COMP	INT	PCT	YARDS	TD	LONG	SACK	YDS	EFFIC
William & Mary	30	23	1	76.7	251	2	38	0	0	162.3
Ohio State	36	23	2	63.9	199	2	18	2	24	117.5
East Carolina	56	30	2	53.6	298	3	40	3	24	108.8
Georgia Tech	39	28	3	71.8	297	0	30	1	8	120.4
Western Michigan	32	14	2	43.8	178	2	29	1	4	98.6
North Carolina	27	18	1	66.7	186	1	26	3	22	129.3
Pitt	45	26	0	57.8	265	1	41	2	18	114.6
Miami	20	13	0	65.0	80	0	23	2	22	98.6
Boston College	48	31	0	64.6	345	2	44	3	18	138.7
Duke	23	12	1	52.2	138	2	26	6	62	122.6
Wake Forest	28	15	1	53.6	126	0	23	5	40	84.2
Virginia	33	15	1	45.5	235	2	50	1	5	119.2
Cincinnati	24	14	1	58.3	94	1	19	3	27	96.6
TOTALS	441	262	15	59.4	2692	18	50	32	274	117.4

#6 LEAL, M	ATT	COMP	INT	PCT	YARDS	TD	LONG	SACK	YDS	EFFIC
William & Mary	1	1	0	100.0	15	0	15	0	0	226.0
Miami	8	5	0	62.5	62	1	14	0	0	168.9
TOTALS	9	6	0	66.7	77	1	15	0	0	175.2

#1 FORD, I	ATT	COMP	INT	PCT	YARDS	TD	LONG	SACK	YDS	EFFIC
Cincinnati	1	1	0	100.0	30	0	30	0	0	352.0
TOTALS	1	1	0	100.0	30	0	30	0	0	352.0

#9 MOTLEY, B	ATT	COMP	INT	PCT	YARDS	TD	LONG	SACK	YDS	EFFIC
Wake Forest	1	1	0	100.0	17	0	17	0	0	242.8
Virginia	2	0	0	0.0	0	0	0	1	1	0.0
TOTALS	3	1	0	33.3	17	0	17	1	1	80.9

#27 HUGHES, AJ	ATT	COMP	INT	PCT	YARDS	TD	LONG	SACK	YDS	EFFIC
Duke	1	1	0	100.0	10	0	10	0	0	184.0
TOTALS	1	1	0	100.0	10	0	10	0	0	184.0

#TM TEAM	ATT	COMP	INT	PCT	YARDS	TD	LONG	SACK	YDS	EFFIC
Boston College	1	0	0	0.0	0	0	0	0	0	0.0
TOTALS	1	0	0	0.0	0	0	0	0	0	0.0

DEFENSE GAME-BY-GAME

TACKLES	UA-A	TOT	WM	OSU	ECU	GT	WMU	NC	UP	UM	BC	DU	WF	VA	CIN
Jarrett, K	52-36	88	2-2	3-2	4-2	1-4	6-2	3-0	3-4	5-4	4-7	9-4	6-1	5-3	1-1
Clarke, D	30-44	74	1-2	5-5	2-1	1-3	2-1	2-2	1-4	0-8	4-4	3-4	1-2	1-4	7-4
Clark, C	50-23	73	2-1	9-2	2-1	4-0	2-2	1-0	7-2	4-5	5-2	4-0	4-3	2-4	4-1
Williams, C	33-39	72	3-0	2-5	4-2	8-9	2-7	4-3	2-3	DNP	DNP	DNP	DNP	7-5	1-5
Bonner, D	41-31	72	0-3	1-0	5-2	2-0	2-1	5-1	1-2	5-9	2-8	7-3	4-0	4-1	3-1
Nicolas, D	33-39	72	3-1	3-0	1-2	3-4	1-2	2-1	3-3	2-2	1-4	4-5	6-1	2-7	2-7
Motuapuaka, A	27-27	54	0-1	DNP	-	-	0-1	1-0	2-1	5-6	5-9	5-5	7-3	2-0	0-1
Fuller, Ke	32-22	54	2-3	5-0	0-2	2-0	1-2	4-0	4-1	0-5	1-4	1-1	5-0	4-3	3-1
Riley, D	38-15	53	2-2	-	3-2	4-5	7-1	7-1	1-0	1-0	1-1	4-1	3-2	1-0	4-0
Ekanem, K	26-27	53	0-3	1-2	5-1	0-1	0-1	5-1	3-0	1-3	1-4	3-1	3-4	1-2	3-4
Marshall, C	15-26	41	1-0	-	DNP	2-4	1-4	1-2	3-0	0-1	0-4	1-3	5-1	1-5	0-2
Williams, N	15-19	34	0-1	1-0	1-1	0-1	0-1	1-2	1-0	1-4	1-3	2-0	2-1	2-3	3-2
Di Nardo, D	21-9	30	4-1	2-1	-	-	0-2	3-0	2-0	3-3	3-1	-	3-0	1-1	-
Rogers, S	3-8	11	0-1	-	0-2	0-1	0-1	1-0	2-0	0-1	0-1	-	-	0-1	-
Maddy, L	4-5	9	0-1	1-0	3-2	0-2	DNP	DNP	DNP	DNP	DNP	DNP	DNP	DNP	DNP
Walker, R	1-8	9	DNP	DNP	-	-	0-1	-	0-1	0-2	0-1	-	-	1-2	0-1
Vandyke, R	5-3	8	-	-	0-2	1-0	1-0	1-0	-	-	-	1-0	-	1-0	0-1
Reavis, CJ	4-4	8	-	-	DNP	-	0-1	1-0	0-1	-	-	1-0	1-0	-	1-2
Alford, D	5-3	8	2-0	1-0	2-0	-	-	0-1	0-1	0-1	-	-	-	-	-
Baron, W	1-6	7	-	-	-	0-1	0-1	DNP	-	-	-	0-1	-	-	1-3
Facyson, B	5-1	6	2-1	2-0	1-0	DNP	DNP	DNP	DNP	DNP	DNP	DNP	DNP	DNP	DNP
Caleb, J	3-3	6	-	-	-	-	0-1	2-0	-	-	0-1	-	-	-	1-1
Ludwig, M	0-5	5	0-1	DNP	DNP	-	0-1	-	-	-	0-1	DNP	DNP	DNP	0-2
Dooley, S	3-2	5	2-0	0-2	-	-	-	1-0	-	-	-	-	-	-	-
Newsome, D	2-2	4	-	0-1	-	-	-	-	2-0	0-1	-	-	-	-	DNP
Greene, D	1-3	4	0-1	-	-	-	1-0	-	0-1	DNP	DNP	DNP	DNP	-	0-1
Edmunds, T	2-2	4	-	0-1	-	1-1	1-0	-	DNP	DNP	DNP	DNP	DNP	DNP	-
Shegog, A	1-2	3	DNP	DNP	-	DNP	DNP	DNP	-	DNP	DNP	-	-	0-1	1-1
Stroman, G	2-1	3	-	-	-	-	-	-	-	0-1	-	1-0	-	1-0	-
Moss, J	0-2	2	0-1	-	-	-	-	-	-	-	0-1	-	-	-	-
Brewer, M	0-2	2	0-1	-	-	-	0-1	-	-	-	-	-	-	-	-
Frye, D	2-0	2	-	2-0	DNP	DNP	DNP	DNP	DNP	DNP	DNP	DNP	DNP	DNP	DNP
Huelskamp, S	1-1	2	0-1	1-0	DNP	DNP	DNP	DNP	DNP	DNP	DNP	DNP	DNP	DNP	DNP
Slye, J	0-2	2	0-1	0-1	-	-	-	-	-	-	-	-	-	-	-
Hodges, B	2-0	2	-	1-0	-	-	-	-	-	1-0	-	-	-	-	-
Keihn, M	1-1	2	-	-	-	-	-	-	-	-	1-0	-	-	-	0-1
Phillips, C	1-0	1	-	-	-	-	-	-	-	-	-	-	1-0	-	-
Dyer, D	1-0	1	-	1-0	-	DNP	-	-	-	-	DNP	DNP	DNP	-	-
D'Antuono, E	1-0	1	-	-	-	-	-	-	-	-	-	1-0	-	-	-
Stanford, J	1-0	1	-	-	1-0	DNP	DNP	DNP	DNP	-	-	-	-	DNP	DNP
Trimble, J	1-0	1	-	1-0	-	-	-	-	-	-	-	-	-	-	-
Conte, A	0-1	1	0-1	-	-	-	-	-	-	-	-	-	-	-	-
McKinnon, D	1-0	1	-	1-0	-	DNP	DNP	DNP	DNP	DNP	DNP	-	-	-	DNP
Williams, M	1-0	1	-	-	1-0	-	-	-	DNP	-	-	-	DNP	DNP	DNP

SACKS	UA-A	TOT	WM	OSU	ECU	GT	WMU	NC	UP	UM	BC	DU	WF	VA	CIN
Ekanem, K	7-5	9.5	-	0.5-4	1.5-13	-	-	3.0-20	-	-	-	-	1.5-10	2.0-20	1.0-5
Nicolas, D	7-4	9.0	1.0-8	2.0-16	0.5-6	1.0-4	-	-	-	-	1.0-5	2.5-25	-	1.0-10	-
Clarke, D	5-0	5.0	-	1.0-9	2.0-11	-	-	-	-	-	1.0-13	-	-	-	1.0-7
Williams, N	4-1	4.5	-	-	-	-	0.5-3	-	1.0-7	-	1.0-7	-	2.0-14	-	-
Bonner, D	3-1	3.5	-	-	-	-	1.0-9	-	-	-	-	1.5-10	1.0-3	-	-
Williams, C	2-3	3.5	2.0-26	0.5-4	-	-	1.0-5	-	-	DNP	DNP	DNP	DNP	-	-
Di Nardo, D	3-0	3.0	-	2.0-12	-	-	-	1.0-5	-	-	-	-	-	-	-
Marshall, C	2-1	2.5	-	-	DNP	-	0.5-3	-	1.0-10	-	-	-	-	1.0-8	-
Fuller, Ke	2-0	2.0	1.0-2	1.0-9	-	-	-	-	-	-	-	-	-	-	-
Motuapuaka, A	2-0	2.0	-	DNP	-	-	-	-	-	-	-	-	2.0-8	-	-
Clark, C	1-1	1.5	-	-	-	-	1.0-4	-	-	-	-	-	0.5-5	-	-
Riley, D	1-0	1.0	-	-	-	-	-	1.0-8	-	-	-	-	-	-	-
Baron, W	0-1	0.5	-	-	-	-	0.5-1	DNP	-	-	-	-	-	-	-
Jarrett, K	0-1	0.5	-	-	-	-	0.5-3	-	-	-	-	-	-	-	-

DEFENSE GAME-BY-GAME

TACKLES FOR LOSS	UA-A	TOT	WM	OSU	ECU	GT	WMU	NC	UP	UM	BC	DU	WF	VA	CIN
Nicolas, D	12-13	18.5	1.0-8	3.0-17	1.0-6	2.0-6	-	-	-	1.0-1	1.5-5	3.5-26	2.5-8	2.0-12	1.0-2
Ekanem, K	10-9	14.5	0.5-1	0.5-4	3.5-17	-	-	4.0-21	-	-	0.5-2	-	2.5-13	2.0-20	1.0-5
Clarke, D	8-6	11.0	1.0-2	2.0-14	2.0-11	0.5-3	-	0.5-6	-	0.5-0	2.5-18	-	-	1.0-3	1.0-7
Marshall, C	7-5	9.5	-	-	DNP	1.0-3	0.5-3	-	3.0-14	-	-	1.0-2	2.0-8	2.0-10	-
Williams, N	5-9	9.5	-	-	0.5-1	-	0.5-3	0.5-6	1.0-7	0.5-1	2.0-9	-	2.0-14	1.5-4	1.0-1
Williams, C	6-6	9.0	2.0-26	0.5-4	1.0-3	2.5-5	2.5-12	-	-	DNP	DNP	DNP	DNP	0.5-1	-
Clark, C	8-1	8.5	-	1.0-3	-	1.0-2	1.0-4	-	-	1.0-2	1.0-1	-	2.5-8	1.0-1	-
Bonner, D	6-1	6.5	-	-	-	-	1.0-9	-	1.0-2	-	-	2.5-19	1.0-3	1.0-8	-
Di Nardo, D	5-0	5.0	1.0-2	2.0-12	-	-	-	1.0-5	-	-	-	-	1.0-1	-	-
Fuller, Ke	4-1	4.5	1.0-2	1.0-9	-	-	-	-	2.0-6	-	0.5-1	-	-	-	-
Motuapuaka, A	2-4	4.0	-	DNP	-	-	0.5-1	-	-	-	0.5-1	0.5-0	2.5-9	-	-
Jarrett, K	2-2	3.0	-	-	-	-	0.5-3	-	1.0-4	-	0.5-0	1.0-6	-	-	-
Alford, D	1-1	1.5	-	1.0-1	-	-	-	-	0.5-0	-	-	-	-	-	-
Baron, W	0-2	1.0	-	-	-	-	0.5-1	DNP	-	-	-	0.5-0	-	-	-
Walker, R	0-2	1.0	DNP	DNP	-	-	0.5-4	-	0.5-1	-	-	-	-	-	-
Riley, D	1-0	1.0	-	-	-	-	-	1.0-8	-	-	-	-	-	-	-
Reavis, CJ	0-1	0.5	-	-	DNP	-	0.5-1	-	-	-	-	-	-	-	-
Maddy, L	0-1	0.5	0.5-1	-	-	-	DNP	DNP	DNP	DNP	DNP	DNP	DNP	DNP	DNP

RETURNS GAME-BY-GAME

PUNT RETURNS	NO-YDS	WM	OSU	ECU	GT	WMU	NC	UP	UM	BC	DU	WF	VA	CIN
Stroman, G	36-249	-	2-35	5-40	4-17	5-58	1--10	3-47	2-5	2-0	5--9	2-23	2-13	3-30
Jarrett, K	6-62	2-25	-	-	-	-	-	1--4	-	1-35	-	1-1	1-5	-
Reavis, CJ	1-2	-	-	DNP	-	-	-	-	-	-	-	-	1-2	-
Fuller, Ke	2-2	-	1--3	-	-	-	1-5	-	-	-	-	-	-	-

KICK RETURNS	NO-YDS	WM	OSU	ECU	GT	WMU	NC	UP	UM	BC	DU	WF	VA	CIN
Knowles, D	15-270	1-16	1-20	-	1-29	3-52	DNP	-	2-40	2-28	2-35	-	3-50	-
Newsome, D	11-219	2-40	2-43	-	-	-	2-35	1-9	1-58	2-16	1-18	-	-	DNP
Coleman, JC	4-91	-	-	1-15	-	-	1-19	-	1-13	1-44	-	-	-	-
Greene, D	2-73	-	-	-	-	-	-	-	DNP	DNP	DNP	DNP	-	2-73
Stroman, G	1-18	-	-	-	-	1-18	-	-	-	-	-	-	-	-
Alford, D	1-17	-	-	-	-	-	-	-	1-17	-	-	-	-	-
Hansen, W	1-14	-	-	1-14	-	-	-	-	-	-	-	-	-	-
Caleb, J	1-0	-	-	-	-	-	1-0	-	-	-	-	-	-	-

INT. RETURNS	NO-YDS	WM	OSU	ECU	GT	WMU	NC	UP	UM	BC	DU	WF	VA	CIN
Jarrett, K	3-35	-	2-35	-	-	-	-	-	-	-	-	-	1-0	-
Riley, D	2-75	-	1-63	-	-	-	-	-	-	-	-	1-12	-	-
Fuller, Ke	2-47	-	-	-	-	-	1-47	-	-	-	-	-	-	1-0
Di Nardo, D	1-51	-	-	-	-	-	-	-	-	-	1-51	-	-	-
Clarke, D	1-0	-	-	-	-	-	-	-	-	-	1-0	-	-	-
Bonner, D	1-0	-	-	-	-	1-0	-	-	-	-	-	-	-	-
Clark, C	1-13	-	-	-	-	-	-	-	-	-	-	-	-	1-13
Marshall, C	1-7	-	-	DNP	-	-	-	1-7	-	-	-	-	-	-

FUMBLE RETURNS	NO-YDS	WM	OSU	ECU	GT	WMU	NC	UP	UM	BC	DU	WF	VA	CIN
Di Nardo, D	1-45	1-45	-	-	-	-	-	-	-	-	-	-	-	-
Williams, N	1-29	-	-	-	-	-	-	-	-	-	-	-	-	1-29
Motuapuaka, A	1-11	-	DNP	-	-	1-11	-	-	-	-	-	-	-	-

GAMES PLAYED

NO.	NAME	GP/GS	WM	OSU	ECU	GT	WMU	NC	UP	UM	BC	DU	WF	VA	CIN
87	Alford, D	13/-	XXX	XXX	XXX	XXX	XXX	XXX	XXX	XXX	XXX	XXX	XXX	XXX	XXX
81	Asante, K	7/-	XXX	-	XXX	XXX	XXX	XXX	-	-	-	XXX	-	-	XXX
60	Baron, W	12/2	XXX	XXX	XXX	START	START	-	XXX	XXX	XXX	XXX	XXX	XXX	XXX
8	Bonner, D	13/13	START	START	START	START	START	START	START	START	START	START	START	START	START
38	Branthover, M	2/-	-	-	-	-	-	-	-	-	-	-	XXX	XXX	-
12	Brewer, M	13/13	START	START	START	START	START	START	START	START	START	START	START	START	START
82	Byrn, W	13/4	XXX	XXX	XXX	START	XXX	XXX	XXX	XXX	XXX	XXX	START	START	START
15	Caleb, J	13/-	XXX	XXX	XXX	XXX	XXX	XXX	XXX	XXX	XXX	XXX	XXX	XXX	XXX
61	Chung, K	1/-	-	-	-	-	-	XXX	-	-	-	-	-	-	-
19	Clark, C	13/11	XXX	START	XXX	START	START	START	START	START	START	START	START	START	START
40	Clarke, D	13/13	START	START	START	START	START	START	START	START	START	START	START	START	START
89	Cline, K	2/-	-	-	-	XXX	XXX	-	-	-	-	-	-	-	-
4	Coleman, JC	13/3	START	XXX	XXX	XXX	XXX	XXX	START	XXX	XXX	XXX	START	XXX	XXX
72	Conte, A	13/10	START	START	START	START	START	START	START	START	START	XXX	XXX	XXX	START
59	D'Antuono, E	13/-	XXX	XXX	XXX	XXX	XXX	XXX	XXX	XXX	XXX	XXX	XXX	XXX	XXX
41	Di Nardo, D	13/5	START	XXX	START	XXX	XXX	XXX	START	XXX	START	XXX	XXX	START	XXX
43	Dooley, S	13/-	XXX	XXX	XXX	XXX	XXX	XXX	XXX	XXX	XXX	XXX	XXX	XXX	XXX
39	Dyer, D	9/-	XXX	XXX	XXX	-	XXX	XXX	XXX	XXX	-	-	-	XXX	XXX
14	Edmunds, T	7/-	XXX	XXX	XXX	XXX	XXX	XXX	-	-	-	-	-	-	XXX
40	Ekanem, K	13/12	START	START	START	START	START	START	XXX	START	START	START	START	START	START
31	Facyson, B	3/3	START	START	START	-	-	-	-	-	-	-	-	-	-
79	Farris, C	12/11	START	START	START	START	START	START	START	XXX	-	START	START	START	START
1	Ford, I	13/11	START	XXX	START	START	XXX	START	START	START	START	START	START	START	START
26	Frye, D	2/-	XXX	XXX	-	-	-	-	-	-	-	-	-	-	-
11	Fuller, Ke	13/13	START	START	START	START	START	START	START	START	START	START	START	START	START
47	Gadell, G	6/-	XXX	-	XXX	-	XXX	-	XXX	XXX	-	-	-	XXX	-
64	Gallo, E	3/-	XXX	-	-	-	XXX	XXX	-	-	-	-	-	-	-
63	Gibson, L	13/13	START	START	START	START	START	START	START	START	START	START	START	START	START
23	Greene, D	9/1	XXX	XXX	XXX	XXX	START	XXX	XXX	-	-	-	-	XXX	XXX
77	Hansen, W	13/3	XXX	XXX	XXX	XXX	XXX	XXX	XXX	XXX	XXX	START	START	START	XXX
93	Haynes, J	8/-	XXX	XXX	XXX	XXX	-	-	XXX	XXX	XXX	-	-	-	XXX
7	Hodges, B	13/10	XXX	START	START	XXX	START	START	START	START	START	START	XXX	START	START
56	Huelskamp, S	2/-	XXX	XXX	-	-	-	-	-	-	-	-	-	-	-
27	Hughes, AJ	13/-	XXX	XXX	XXX	XXX	XXX	XXX	XXX	XXX	XXX	XXX	XXX	XXX	XXX
49	Jackson, D	9/-	XXX	-	-	XXX	XXX	XXX	XXX	XXX	XXX	XXX	-	XXX	-
34	Jarrett, K	13/12	START	START	START	START	XXX	START	START	START	START	START	START	START	START
29	Jones, G	10/-	XXX	XXX	-	-	XXX	-	XXX	XXX	XXX	XXX	XXX	XXX	XXX
51	Keihn, M	13/-	XXX	XXX	XXX	XXX	XXX	XXX	XXX	XXX	XXX	XXX	XXX	XXX	XXX
80	Knowles, D	12/-	XXX	XXX	XXX	XXX	XXX	-	XXX	XXX	XXX	XXX	XXX	XXX	XXX
91	Kristensen, E	1/-	-	-	-	-	-	XXX	-	-	-	-	-	-	-
6	Leal, M	3/-	XXX	-	-	-	XXX	-	-	XXX	-	-	-	-	-
30	Ludwig, M	8/-	XXX	-	-	XXX	XXX	XXX	XXX	XXX	XXX	-	-	-	XXX
92	Maddy, L	4/4	START	START	START	START	-	-	-	-	-	-	-	-	-
88	Malleck, R	12/12	START	START	START	-	START	START	START	START	START	START	START	START	START
96	Marshall, C	12/9	START	START	-	XXX	XXX	START	START	START	START	START	START	START	XXX
22	McKenzie, S	5/-	XXX	XXX	XXX	XXX	XXX	-	-	-	-	-	-	-	-
35	McKinnon, D	6/-	XXX	XXX	XXX	-	-	-	-	-	-	XXX	XXX	XXX	-
71	McLaughlin, J	9/9	START	START	START	START	START	START	START	START	START	-	-	-	-
83	Meyer, C	13/-	XXX	XXX	XXX	XXX	XXX	XXX	XXX	XXX	XXX	XXX	XXX	XXX	XXX
50	Moss, J	13/-	XXX	XXX	XXX	XXX	XXX	XXX	XXX	XXX	XXX	XXX	XXX	XXX	XXX
9	Motley, B	4/-	-	-	-	-	-	-	-	-	-	XXX	XXX	XXX	XXX
54	Motuapuka, A	12/4	XXX	-	XXX	XXX	XXX	XXX	XXX	START	START	START	START	XXX	XXX
20	Newsome, D	12/-	XXX	XXX	XXX	XXX	XXX	XXX	XXX	XXX	XXX	XXX	XXX	XXX	-
90	Nicolas, D	13/13	START	START	START	START	START	START	START	START	START	START	START	START	START
67	Osterloh, P	6/-	XXX	-	XXX	-	XXX	XXX	-	-	XXX	-	-	-	XXX
16	Parker, C	5/-	-	-	-	-	-	XXX	-	-	XXX	XXX	XXX	-	XXX
74	Pfaff, B	1/-	XXX	-	-	-	-	-	-	-	-	-	-	-	-
18	Phillips, C	13/9	XXX	START	XXX	START	START	START	START	START	XXX	START	XXX	START	START
21	Reavis, CJ	12/-	XXX	XXX	-	XXX	XXX	XXX	XXX	XXX	XXX	XXX	XXX	XXX	XXX
33	Redman, D	9/-	XXX	XXX	XXX	XXX	XXX	XXX	-	XXX	XXX	-	-	-	XXX
2	Riley, D	13/7	XXX	XXX	XXX	START	START	START	XXX	START	XXX	START	START	XXX	START
45	Rogers, S	13/6	START	START	XXX	START	START	XXX	START	XXX	XXX	XXX	START	XXX	XXX
24	Shegog, A	6/-	-	-	XXX	-	-	-	XXX	-	-	XXX	XXX	XXX	XXX
46	Slye, J	13/-	XXX	XXX	XXX	XXX	XXX	XXX	XXX	XXX	XXX	XXX	XXX	XXX	XXX
75	Smith, A	4/-	XXX	-	-	-	XXX	XXX	-	-	-	-	-	-	XXX
5	Stanford, J	7/3	START	XXX	START	-	-	-	-	XXX	START	XXX	XXX	-	-
3	Stroman, G	13/1	XXX	XXX	XXX	XXX	XXX	XXX	XXX	XXX	XXX	XXX	XXX	XXX	START
57	Teller, W	13/6	XXX	XXX	XXX	XXX	XXX	XXX	XXX	START	START	START	START	START	START
32	Trimble, J	13/-	XXX	XXX	XXX	XXX	XXX	XXX	XXX	XXX	XXX	XXX	XXX	XXX	XXX
37	Vandyke, R	13/-	XXX	XXX	XXX	XXX	XXX	XXX	XXX	XXX	XXX	XXX	XXX	XXX	XXX
98	Walker, R	11/-	-	-	XXX	XXX	XXX	XXX	XXX	XXX	XXX	XXX	XXX	XXX	XXX
76	Wang, D	13/13	START	START	START	START	START	START	START	START	START	START	START	START	START
36	Williams, C	9/9	START	START	START	START	START	START	START	-	-	-	-	START	START
42	Williams, M	9/8	XXX	START	START	START	START	START	-	START	START	START	-	-	-
95	Williams, N	13/10	XXX	XXX	START	XXX	START	START	START	START	START	START	START	START	START
25	Wright, J	2/-	-	-	-	-	-	-	-	XXX	XXX	-	-	-	-

BY-QUARTER STATISTIC

3RD-DOWN CONVERSIONS

DATE	OPPONENT		SCORE	OVERALL	1ST QTR	2ND QTR	3RD QTR	4TH QTR	OT QTR
Aug 30	William and Mary	W	34-9	8-15 53.3%	5-6 83.3%	1-3 33.3%	0-2 0.0%	2-4 50.0%	
Sep 06	at Ohio State	W	35-21	9-17 52.9%	5-5 100.0%	2-5 40.0%	1-4 25.0%	1-3 33.3%	
Sep 13	East Carolina	L	21-28	8-19 42.1%	0-4 0.0%	2-5 40.0%	3-5 60.0%	3-5 60.0%	
Sep 20	Georgia Tech	L	24-27	8-14 57.1%	3-4 75.0%	4-5 80.0%	0-3 0.0%	1-2 50.0%	
Sep 27	Western Michigan	W	35-17	10-18 55.6%	3-5 60.0%	1-4 25.0%	5-6 83.3%	1-3 33.3%	
Oct 04	at North Carolina	W	34-17	8-21 38.1%	2-4 50.0%	1-5 20.0%	1-6 16.7%	4-6 66.7%	
Oct 16	at Pitt	L	16-21	2-14 14.3%	0-3 0.0%	0-4 0.0%	2-4 50.0%	0-3 0.0%	
Oct 23	Miami	L	6-30	3-12 25.0%	0-2 0.0%	1-4 25.0%	2-3 66.7%	0-3 0.0%	
Nov 01	Boston College	L	31-33	7-20 35.0%	2-4 50.0%	1-5 20.0%	1-3 33.3%	3-8 37.5%	
Nov 15	at Duke	W	17-16	2-15 13.3%	0-3 0.0%	1-4 25.0%	0-4 0.0%	1-4 25.0%	
Nov 22	at Wake Forest	L	3-6	3-15 20.0%	2-5 40.0%	0-3 0.0%	0-2 0.0%	1-3 33.3%	0-2 0.0%
Nov 28	Virginia	W	24-20	8-18 44.4%	3-5 60.0%	1-5 20.0%	3-5 60.0%	1-3 33.3%	
Dec 27	vs Cincinnati	W	33-17	7-15 46.7%	1-3 33.3%	2-4 50.0%	3-4 75.0%	1-4 25.0%	
	Virginia Tech			83-213 39.0%	26-53 49.1%	17-56 30.4%	21-51 41.2%	19-51 37.3%	0-2 0.0%
	Opponents			57-198 28.8%	19-47 40.4%	8-49 16.3%	10-46 21.7%	20-54 37.0%	0-2 0.0%

4TH-DOWN CONVERSIONS

DATE	OPPONENT		SCORE	OVERALL	1ST QTR	2ND QTR	3RD QTR	4TH QTR	OT QTR
Aug 30	William and Mary	W	34-9	0-0 0.0%	0-0 0.0%	0-0 0.0%	0-0 0.0%	0-0 0.0%	
Sep 06	at Ohio State	W	35-21	0-0 0.0%	0-0 0.0%	0-0 0.0%	0-0 0.0%	0-0 0.0%	
Sep 13	East Carolina	L	21-28	0-1 0.0%	0-0 0.0%	0-0 0.0%	0-0 0.0%	0-1 0.0%	
Sep 20	Georgia Tech	L	24-27	0-0 0.0%	0-0 0.0%	0-0 0.0%	0-0 0.0%	0-0 0.0%	
Sep 27	Western Michigan	W	35-17	0-0 0.0%	0-0 0.0%	0-0 0.0%	0-0 0.0%	0-0 0.0%	
Oct 04	at North Carolina	W	34-17	2-3 66.7%	1-2 50.0%	0-0 0.0%	1-1 100.0%	0-0 0.0%	
Oct 16	at Pitt	L	16-21	0-2 0.0%	0-0 0.0%	0-0 0.0%	0-0 0.0%	0-2 0.0%	
Oct 23	Miami	L	6-30	1-1 100.0%	0-0 0.0%	0-0 0.0%	0-0 0.0%	1-1 100.0%	
Nov 01	Boston College	L	31-33	4-5 80.0%	0-0 0.0%	0-1 0.0%	0-0 0.0%	4-4 100.0%	
Nov 15	at Duke	W	17-16	0-2 0.0%	0-0 0.0%	0-1 0.0%	0-0 0.0%	0-1 0.0%	
Nov 22	at Wake Forest	L	3-6	0-0 0.0%	0-0 0.0%	0-0 0.0%	0-0 0.0%	0-0 0.0%	0-0 0.0%
Nov 28	Virginia	W	24-20	0-0 0.0%	0-0 0.0%	0-0 0.0%	0-0 0.0%	0-0 0.0%	
Dec 27	vs Cincinnati	W	33-17	0-0 0.0%	0-0 0.0%	0-0 0.0%	0-0 0.0%	0-0 0.0%	
	Virginia Tech			7-14 50.0%	1-2 50.0%	0-2 0.0%	1-1 100.0%	5-9 55.6%	0-0 0.0%
	Opponents			5-18 27.8%	0-1 0.0%	1-6 16.7%	3-6 50.0%	1-5 20.0%	0-0 0.0%

TIME OF POSSESSION

DATE	OPPONENT		SCORE	OVERALL	1ST QTR	2ND QTR	3RD QTR	4TH QTR	OT QTR
Aug 30	William and Mary	W	34-9	32:54	8:23	7:11	10:12	7:08	0:0%
Sep 06	at Ohio State	W	35-21	33:30	10:17	7:13	7:25	8:35	0:0%
Sep 13	East Carolina	L	21-28	36:40	7:06	9:09	11:28	8:57	0:0%
Sep 20	Georgia Tech	L	24-27	30:40	8:53	7:07	8:11	6:29	0:0%
Sep 27	Western Michigan	W	35-17	34:46	8:25	6:58	11:21	8:02	0:0%
Oct 04	at North Carolina	W	34-17	41:03	9:37	10:27	9:48	11:11	0:0%
Oct 16	at Pitt	L	16-21	28:14	4:57	8:42	8:24	6:11	0:0%
Oct 23	Miami	L	6-30	24:52	4:09	6:25	7:22	6:56	0:0%
Nov 01	Boston College	L	31-33	28:04	7:04	7:02	4:20	9:38	0:0%
Nov 15	at Duke	W	17-16	29:57	5:15	10:01	6:30	8:11	0:0%
Nov 22	at Wake Forest	L	3-6	26:26	8:38	7:32	3:05	7:11	0:0%
Nov 28	Virginia	W	24-20	30:20	8:11	8:10	7:30	6:29	0:0%
Dec 27	vs Cincinnati	W	33-17	30:56	7:02	6:42	9:05	8:07	0:0%
	Virginia Tech	Total		408:22	97:57	102:39	104:41	103:05	0:00
		Avg.		31:24	7:32	7:53	8:03	7:55	0:00
	Opponents	Total		371:38	97:03	92:21	90:19	91:55	0:00
		Avg.		28:35	7:27	7:06	6:56	7:04	0:00