

VIRGINIA TECH

2014 FOOTBALL GAME NOTES

ACC CHAMPIONS: 2004 | 2007 | 2008 | 2010 BIG EAST CHAMPIONS: 1995 | 1996 | 1999 SOUTHERN CHAMPIONS: 1963

Saturday, Nov. 22, 2014 • 12:30 PM

BB&T Field

31,500 • Winston-Salem, N.C.

Series vs. WF: VT leads, 24-11-1

Last Meeting: VT, 38-17 (2011; in Winston-Salem)

BROADCAST INFORMATION

Television: ACC Network

PBP: Tim Brant

Analyst: Dave Archer

Sidelines: Rachel Baribeau



Radio: Virginia Tech IMG Sports Network

PBP: Bill Roth (27th season)

Analyst: Mike Burnop (32nd season)

In Stadium Broadcast: 96.5 FM

Digital: Hokies Xtra & TuneIn (free on downloaded apps)

Sirius: Channel 133; XM: Channel 202

ATHLETICS COMMUNICATIONS

Associate AD for Athletics Communications: Dave Smith

540-231-6726; vtsid@vt.edu

Director of Ath. Comm., Content Strategy: Bryan Johnston

540-231-3387; blj@vt.edu

Coordinator of Photography: Dave Knachel

540-231-3387; dknachel@vt.edu

VT On the Web: hokiesports.com/football

Twitter: twitter.com/VT_Football

Instagram: instagram.com/vthokiefootball

THE COACHING STAFF

ON THE FIELD

Frank Beamer.....head coach

Shane Beamer.....assoc. head coach/RBs

Bud Foster.....defensive coordinator/ILBs

Stacy Searels.....offensive line

Aaron Moorehead.....wide receivers

Charley Wiles.....defensive line

IN THE BOOTH

Cornell Brown.....outside linebackers

Torrian Gray.....defensive secondary

Scot Loeffler.....offensive coordinator/QBs

Bryan Stinespring.....recruiting coordinator/TES

THE 2014 SCHEDULE

Aug.	30	William & Mary	W, 34-9
Sept.	6	at #8 Ohio State	W, 35-21
Sept.	13	East Carolina	L, 21-28
Sept.	20	Georgia Tech *	L, 24-27
Sept.	27	Western Michigan	W, 35-17
Oct.	4	at North Carolina *	W, 34-17
Oct.	16	at Pitt *	L, 16-21
Oct.	23	Miami *	L, 6-30
Nov.	1	Boston College *	L, 31-33
Nov.	15	at #19 Duke *	W, 17-16
Nov.	22	at Wake Forest *	12:30 PM
Nov.	28	Virginia *	

* - ACC game



WAKE FOREST (2-8, 0-6 ACC)
DEMON DEACONS

THE SERIES

• Virginia Tech and Wake Forest will be meeting on the gridiron for the 37th time in a series that dates back to 1916. Tech leads the series 24-11-1 after beating Wake Forest 38-17 in 2011 in Winston-Salem. The Hokies have won the last five games in the series dating back to 1984.

• Virginia Tech will visit Winston-Salem for just the second time since 2006. The Hokies beat the Demon Deacons that year, 27-6. Tech holds an 8-2 edge in games played at BB&T Field, not having lost there since 1970.

• The Hokies won the first five games in the series (1916-19 & 1952) by a combined score of 201-0. The first four games in the series were played at Blacksburg, while the 1954 game was played at Richmond, Virginia. The two met every year from 1954-66, a span of 13 games in which Tech went 7-5-1 against the Demon Deacons.

• Wake Forest and Virginia Tech played each year from 1968-1972 with the Demon Deacons winning three of those five contests.

• Tech won five in a row in the series from 1972-1978, and Tech has won seven of the last 10 meetings. The two teams met every year from 1975-1984 with Tech holding a 7-3 advantage during that span.

• Twenty-eight meetings occurred in a span of 31



VIRGINIA TECH (5-5, 2-4 ACC)
HOKIES

years (1954-84). The two did not meet in 1967, 1973 or 1974.

PROXIMITY MEANS NOTHING

• The closest football stadium in the ACC to Virginia Tech's Lane Stadium is Wake Forest's BB&T Field, just 124 miles and less than two hours away. Despite the close proximity, the two schools have played just four times since the Hokies joined the ACC in 2004.

• Virginia's Scott Stadium is the next-closest stadium to Lane Stadium in the league, 145 miles away in Charlottesville. Tech and UVA have played every year since 1970.

SUCCESS IN THE TAR HEEL STATE

• Tech has had pretty good success playing in the state of North Carolina, winning 12 of its last 14 games. Since 2000, the Hokies are 19-3 in games played in the Tar Heel State with the lone losses coming at the hands of ECU in Charlotte in 2008, Clemson in Charlotte (2011 ACC Championship Game) and 2012 at North Carolina.

• Under Frank Beamer, Tech is 22-6 in games played in North Carolina. Since joining the ACC, the Hokies are 34-6 vs. teams from North Carolina, and 39-7 dating back to 1993.

COUNTDOWN TO KICKOFF

- 10 Linebacker Andrew Motuapuaka has posted **10** or more tackles in each of Virginia Tech's last three games — his first collegiate starts.
- 9 Quarterback Michael Brewer has accounted for at least one touchdown in **nine** of the Hokies' 10 games.
- 8 The Hokies have won their last **eight** football games against Wake Forest in Winston-Salem.
- 7 Tech's average of **7.8** tackles for loss per game rank the Hokies fifth nationally.
- 6 The **six** touchdown catches by Bucky Hodges are the most for a Tech tight end since Jeff King caught six in 2005.
- 5 This will be just the **fifth** football meeting between Tech and Wake Forest as ACC foes.
- 4 Tech's Michael Brewer is **fourth** in the ACC in passing with an average of 223.7 yards per game.
- 3 Tech's 98-yard scoring drive at Duke was the **third-longest** scoring drive under Frank Beamer behind 99-yard drives at Duke (2013) and Maryland (2005).
- 2 The Hokies have **two** road wins against nationally-ranked opponents this season, winning at No. 8 Ohio State and at No. 19 Duke.
- 1 The Duke game marked Tech's first **one-point** win on the *road* since a 24-23 overtime win at Temple in 2003.



COACH FRANK BEAMER

Frank Beamer (Virginia Tech '69), whose Virginia Tech teams have posted a 205-74 record over the past 21-plus seasons and have appeared in bowl games each year in that span, is in his 28th year as the head football coach at Tech and 34th overall. Beamer has guided the Hokies to a 229-114-2 record and sits with an overall record of 271-137-4.

Under Beamer, Tech football has enjoyed unprecedented success with 21 consecutive bowl appearances, four ACC titles, five ACC Coastal Division crowns, three BIG EAST Conference titles, two "major" bowl victories, six BCS appearances and a trip to the national championship game.

Tech won the BIG EAST title in 1995 and 1999, and shared it in '96. Beamer was voted BIG EAST Coach of the Year by the league's coaches each of those seasons and was tabbed the Atlantic Coast Conference Coach of the Year in both 2004 and 2005.

In 1997, he was inducted into the Virginia Tech Sports Hall of Fame, becoming the first active coach at the university to be honored in that fashion. Following the 1999 season, he earned eight national coach of the year honors.

During his undergraduate days at Tech, Beamer started three years as a cornerback and played on the Hokies' 1966 and 1968 Liberty Bowl teams.

The 68-year-old Hillsville, Virginia, native began as an assistant at Radford High School from 1969 through 1971. Then, after one season as a graduate assistant at the University of Maryland, he went to The Citadel where he worked five seasons under Bobby Ross and one year under Art Baker. His last two years at The Citadel, Beamer was the defensive coordinator. In 1979, he went to Murray State as the defensive coordinator under Mike Gottfried. He was named head coach at MSU in 1981 and went on to compile a six-year record of 42-23-2.

In 1990, Beamer received a new contract and a substantial pay raise. He refused the raise, however, until a time that all classified and faculty employees of the university could have the same opportunity for pay raises. Most state salaries had been frozen at the time. When offered a pay increase in 2006, he did not sign the agreement until his assistant coaches were taken care of.

He is married to the former Cheryl Oakley of Richmond, Virginia. They have two children, Shane, a former member of his dad's football team at Virginia Tech and now the associate head coach/running backs coach at Virginia Tech; and daughter Casey, a 2003 graduate of Tech. He has three grandchildren, Sutton, Olivia and Hunter, children of Shane and his wife, Emily. Casey was married in 2012 to former Virginia Tech wrestler Canaan Prater.

Beamer was born in Mt. Airy, North Carolina, and grew up in Hillsville, Virginia. At Hillsville High, he earned 11 varsity letters as a three-sport athlete in football, basketball and baseball.

An avid NASCAR fan, Beamer has been the official starter for races at Bristol Motor Speedway, Martinsville Speedway and Richmond International Raceway.

Beamer, who is the winningest active coach in the Football Bowl Subdivision with 271 victories, had his No. 25 jersey retired by Tech in a pregame ceremony before the Marshall game in 2002. He is sixth all-time among FBS coaches (min. 10 seasons at FBS school) in terms of all-time victories.

STABILITY AT THE TOP

• **Frank Beamer**, the first Tech alumnus to guide Virginia Tech's football program since the 1940s, has coached and won more football games at Tech than any other head coach.

• Not one of the 125 active FBS head football coaches has been at his current school longer than Beamer.

• During Beamer's 27 previous years at Virginia

Tech, 20 different power conference schools have had six or more head coaches, including five schools in the ACC: Boston College (7), Louisville (7), North Carolina (7), Pittsburgh (7) and Miami (6). Two schools - Stanford and Vanderbilt - have had eight different coaches during the time Beamer has been the head coach at Tech.

THE BEAMER FILE

PERSONAL:

Born: 10/18/46, Mt. Airy, N.C. (68 years old)
Hometown: Hillsville, Va.
Wife: former Cheryl Oakley
Children: Shane, Casey Prater
Grandchildren: Sutton, Olivia, Hunter (*daughters and son of Shane*)

EDUCATION:

High School: Hillsville (1965)
College: Virginia Tech (1969)
Postgraduate: Radford University (1972)

PLAYING EXPERIENCE:

Virginia Tech (1966-68)

COACHING EXPERIENCE:

1972	Graduate Assistant, Maryland
1973-76	Assistant Coach, The Citadel
1977-78	Defensive Coordinator, The Citadel
1979-80	Defensive Coordinator, Murray State
1981-86	Head Coach, Murray State
1981	(8-3)
1982	(4-7)
1983	(7-4)
1984	(9-2)
1985	(7-3-1)
1986	(7-4-1) Ohio Valley co-champs
1987-	Head Coach, Virginia Tech
1987	(2-9)
1988	(3-8)
1989	(6-4-1)
1990	(6-5)
1991	(5-6)
1992	(2-8-1)
1993	(9-3) Independence Bowl champs
1994	(8-4) Gator Bowl
1995	(10-2) BIG EAST champs; Sugar Bowl champs
1996	(10-2) BIG EAST co-champs; Orange Bowl
1997	(7-5) Gator Bowl
1998	(9-3) Music City Bowl champs
1999	(11-1) BIG EAST champs; Sugar Bowl/National Champ Game
2000	(11-1) Gator Bowl champs
2001	(8-4) Gator Bowl
2002	(10-4) San Francisco Bowl champs
2003	(8-5) Insight Bowl
2004	(10-3) ACC champs; Sugar Bowl
2005	(11-2) Gator Bowl champs
2006	(10-3) Chick-fil-A Bowl
2007	(11-3) ACC champs; Orange Bowl
2008	(10-4) ACC champs; Orange Bowl champs
2009	(10-3) Chick-fil-A Bowl champs
2010	(11-3) ACC champs; Orange Bowl
2011	(11-3) Sugar Bowl
2012	(7-6) Russell Athletic Bowl champs
2013	(8-5) Sun Bowl
2014	(5-5)
Record at MSU:	42-23-2 (six years)
Record at VT:	229-114-2 (28th year)
Record (overall):	271-137-4 (34th year)

WINNINGEST NCAA FBS FOOTBALL COACHES

All-Time By Victories

Minimum 10 years as head coach at FBS institutions; record at four-year colleges only; bowl games included

1.	377	Bobby Bowden (12 wins vacated)
2.	323	Bear Bryant
3.	319	Pop Warner
4.	314	Amos Alonzo Stagg
5.	298	Joe Paterno (111 wins vacated)
6.	271 *	Frank Beamer
7.	257	LaVell Edwards
8.	255	Tom Osborne
9.	249	Lou Holtz
10.	244	Mack Brown

* - active coach;

taken from 2014 NCAA Football Record Book

MILESTONE GAMES FOR BEAMER

- **First Collegiate Game and Win:** Southeast Missouri (37-23); Sept. 5, 1981 (*at Murray St.*)
- **First Win at Tech:** Navy (31-11); Oct. 3, 1987
- **50th Career Win:** West Virginia (12-10); Oct. 7, 1989
- **First Bowl Game and Bowl Win:** Indiana (45-20); Independence Bowl; Dec. 31, 1993
- **100th Career Win:** East Carolina (35-14); Nov. 9, 1996
- **100th Win at Tech:** Connecticut (52-10); Sept. 1, 2001
- **150th Career Win:** Arkansas State (63-7); Aug. 25, 2004
- **150th Win at Tech:** Southern Miss (36-6); Oct. 21, 2006
- **200th Career Win:** Ohio (28-7); Sept. 15, 2007
- **200th Win at Tech:** East Carolina (17-10); Sept. 10, 2011
- **250th Career Win:** North Carolina (24-21); Nov. 17, 2011

Conference Titles:

Big East: 1995, 1996 (co), 1999
ACC: 2004, 2007, 2008, 2010

Conference Coach Of The Year:

Big East: 1995, 1996, 1999
ACC: 2004, 2005



THE COACHES



Frank Beamer.....	Coach.....	Dave Clawson
Virginia Tech.....	School.....	Wake Forest
Virginia Tech ('69).....	Alma Mater.....	Williams ('89)
229-114-2 (28th year).....	Record at School.....	2-8 (first year)
271-137-4 (34th year).....	Overall Record.....	92-88 (15th year)
4-0.....	Record vs. the opponent.....	0-1
1-0.....	Beamer vs. Clawson	

IN SELECT COMPANY

• With the win over East Carolina on Sept. 10, 2011, Virginia Tech head coach Frank Beamer joined another elite group, one that includes coaches to win 200 or more games at one college.

• Currently, only 10 current or former FBS/Division I-A coaches, as well as only 36 coaches at all levels, are in this group.

Coaches With 200+Victories at One College FBS/Division I-A only

Bobby Bowden, Florida St. (1976-2009)	304
Joe Paterno, Penn St. (1966-2011)	298
LaVell Edwards, BYU (1972-2000)	257
Tom Osborne, Nebraska (1973-97)	255
Amos Alonzo Stagg, Chicago (1892-1932)	244
Chris Ault, Nevada (1976-92, 95-95, 04-12)	233
Bear Bryant, Alabama (1958-82)	232
Frank Beamer, Virginia Tech (1987-)	229
Woody Hayes, Ohio St. (1951-78)	205
Vince Dooley, Georgia (1964-88)	201

TEAM RESULTS FOR QUARTERBACKS UNDER BEAMER (starters; by victories)

Name	Years	Record	Pct.
Taylor, Tyrod	2007-10	34-8	.810
Randall, Bryan	2002-04	26-12	.684
Thomas, Logan	2011-13	26-14	.650
Vick, Michael	1999-00	21-1	.955
Druckenmiller, Jim	1995-96	20-4	.833
DeShazo, Maurice	1992-94	19-14-1	.586
Glennon, Sean	2006-08	18-8	.692
Furrer, Will	1988-91	16-18-1	.486
Clark, Al	1997-98	12-7	.632
Vick, Marcus	2005	11-2	.846
Noel, Grant	2001-02	10-4	.714
Brewer, Michael	2014-	5-5	.500
Sorensen, Nick	1997-98	3-1	.750
Young, Cam	1989	3-3	.500
Meyer, Dave	1998-00	2-1	.667
Chapman, Erik	1987	2-9	.182
Wooten, Rodd	1989, 91	1-2	.333
Koel, Treg	1992	0-1	.000
Totals	1987-	229-114-2	.667

COMEBACKS UNDER BEAMER

BIGGEST SECOND-HALF COMEBACK VICTORIES:

15 points	Virginia (1995)
trailed 29-14 after 3rd.....	won 36-29
14 points	North Carolina (2008)
trailed 17-3 in 3rd.....	won 20-17
11 points	Louisville (2004)
trailed 24-13 in 4th.....	won 35-24

BIGGEST TOTAL COMEBACK VICTORY:

20 points	Duke (2012)
trailed 20-0 in 1st.....	won 41-20

WHERE BEAMER RANKS

Active NCAA FBS Coaches BY WINS

Minimum five years as FBS head coach; record at four-year colleges only regardless of division or association (taken from NCAA record book)

271	Frank Beamer (Virginia Tech)
224	Steve Spurrier (South Carolina)
215	Brian Kelly (Notre Dame)
208	Dennis Franchione (Texas State)
185	Bill Snyder (Kansas State)
183	Gary Pinkel (Missouri)
178	Larry Blakeney (Troy)

Active NCAA Coaches

BY BOWL APPEARANCES

21	Frank Beamer (Virginia Tech)
20	Steve Spurrier (South Carolina)
15	Nick Saban (Alabama)
15	Bill Snyder (Kansas State)
15	Bob Stoops (Oklahoma)

BEAMER NOTABLES

271-137-4	Overall Record
229-114-2	Overall Record at Virginia Tech
133-39-1	Record Lane Stadium
64-22	Record in ACC Regular Season Games
45-49-1	Record vs. Top 25 Teams
45-11	Record vs. ACC Coastal Division
22-13	Record vs. ACC Atlantic Division
31-12	Record in ACC Home Games
33-10	Record in ACC Road Games
22-6	Record in ACC Coastal Home Games
12-8	Record in ACC Atlantic Home Games
23-5	Record in ACC Coastal Road Games
10-5	Record in ACC Atlantic Road Games
21	Bowl Appearances
8	BCS/BCA Appearances
3	Big East Titles
5	ACC Champ. Game Appearances
4	ACC Titles

HOKIE TRENDS

	2014	Beamer
August	1-0	5-3
September	3-2	80-29-1
October	0-2	67-34-1
November	1-1	64-32
December/January	0-0	13-16
VT's CONFERENCE (BIG EAST/ACC) RECORD		
At home	0-3	62-21
On the road	2-1	58-27
Neutral	0-0	1-0
VT's NON-CONFERENCE RECORD		
At home	2-1	71-18-1
On the road	1-0	25-28-1
Neutral	0-0	12-20
VT vs. RANKED OPPONENTS (AP)		
At home	0-0	20-15-1
On the road	2-0	17-21
Neutral	0-0	8-14
VT's RECORD IN GAMES ...		
Decided by 4-7 pts.	0-3	26-27
Decided by 3 or less pts.	1-2	21-26-2
Home during the day	2-3	107-29-1
Away during the day	2-0	55-37
Home at night	0-1	26-10
Away at night	1-1	28-18-1
VT's RECORD WHEN SCORING ...		
Less than 20 points	1-2	29-60-2
20-24 points	0-2	29-33
25+ points	4-1	171-21
VT's RECORD WHEN ALLOWING ...		
Less than 14 points	1-0	126-5-1
14-24 points	4-1	86-30-1
25+ points	0-4	17-79
VT's RECORD WHEN ...		
Leading after the 1st qtr	4-1	145-37
Trailing after the 1st qtr	1-3	40-52-2
Leading at halftime	4-1	182-30
Trailing at halftime	1-4	34-76
Leading after the 3rd qtr	4-1	203-22-1
Trailing after the 3rd qtr	1-4	16-88
Tied heading into the 4th qtr	0-0	10-4-1
Playing an OT game	0-0	6-3
Scoring first	4-1	157-41-1
Opponent scores first	1-4	72-73-1
Outrushing opponent	5-1	199-41-2
Being outrushed	0-4	29-73
Rushing total is even	0-0	1-0
Blocking a kick	0-2	75-35
Scoring a def/ST TD	3-0	84-25
VT's RECORD WITH ...		
Less than 300 yards total offense	1-2	36-52-1
300-399 yards total offense	2-2	92-38-1
400-499 yards total offense	2-1	77-18
500-599 yards total offense	0-0	18-6
600+ yards total offense	0-0	6-0
Less than 100 yards rushing	0-3	17-47
100-199 yards rushing	3-2	85-49-2
200-249 yards rushing	1-0	61-11
250+ yards rushing	1-0	66-7
Less than 100 yards passing	0-0	30-16
100-199 yards passing	3-1	108-58-1
200-299 yards passing	2-3	78-31-1
300-399 yards passing	0-1	13-8
400+ yards passing	0-0	0-1
VT's RECORD ALLOWING ...		
Less than 200 yards total offense	1-0	46-3
200-299 yards total offense	1-0	96-18-1
300-399 yards total offense	3-2	67-47-1
400-499 yards total offense	0-2	17-30
500-599 yards total offense	0-1	2-13
600+ yards total offense	0-0	1-3
Less than 100 yards rushing	2-1	126-26
100-199 yards rushing	3-0	86-50-2
200-249 yards rushing	0-2	12-16
250+ yards rushing	0-2	5-22
Less than 100 yards passing	0-1	33-12
100-199 yards passing	2-3	113-41-1
200-299 yards passing	3-0	61-36-1
300-399 yards passing	0-0	19-20
400+ yards passing	0-1	3-5



PRONUNCIATION GUIDE

NAMES	
Kevin ASANTE.....	uh-SAHN-tay
DETRICK Bonner.....	DEE-trick
MICHAEL BRAINARD.....	BRAY-nerd
Michael BRANTHOVER.....	BRAN-oh-ver
Willie BYRN.....	Burn
Augie CONTE.....	CON-tee
Eddie D'ANTUONO.....	dan-TWAHN-oh
Ken EKANEM.....	ee-CAN-um
Brandon FACYSON.....	FAY-sun (rhymes with Jason)
Greg GADELL.....	guh-DELL
Johnathan GALANTE.....	guh-LAHN-tay
DER'WOUN Greene.....	DARE-ee-on
Sean HUELSKAMP.....	HULES-camp
KYSHOEN Jarrett.....	KY-shawn
Melvin KEIHN.....	CANE
Mark LEAL.....	lee-AL
Scot LOEFFLER.....	LEFF-ler
SHAI McKenzie.....	SHY
DAHMAN McKinnon.....	duh-MAHN
Andrew MOTUAPUAKA.....	muh-TOO-uh-poo-WAH-kuh
DADI Nicolas.....	like Daddy
Parker OSTERLOH.....	OH-ster-low
C.J. REAVIS.....	REE-vis
Stacy SEARELS.....	Surls (rhymes with curls)
Anthony SHEGOG.....	shih-GOG
Adam TARASCHKE.....	tuh-RASH-kee

HOMETOWNS

PORTSMOUTH, Va. (Greene).....	PORTS-muth
TERRE HAUTE, Ind. (Hughes).....	TARE-uh HOTE

50 YEARS OF LANE

On Oct. 2, 1965, Virginia Tech played the first varsity football game in Lane Stadium, a 9-7 win over William & Mary. While it doesn't look quite the same as it did half a century ago, Lane Stadium played host to the Hokies and William & Mary on Aug. 30 of this year as Tech opened its 50th season in the legendary stadium.

Ironically, the first game ever in Lane Stadium was a freshman game against Maryland on Sept. 24 that included then-freshman Frank Beamer on the roster. He'll

continue to lead the Hokies out of that famous tunnel again this year.

Throughout the season, the athletic department will be honoring the great moments and players who have made Lane Stadium special over the past 50 years.

Fans can vote on an All-Lane Stadium Team, presented by nTelos Wireless, view game programs from every varsity game played, relive the most memorable plays and moments and get a lot more at www.lanestadium50.com.



Then and Now	Year	2014
1965	Year	2014
35,050	Capacity	65,632
T. Marshall Hahn, Jr.	VT President	Timothy D. Sands
Frank Moseley	Athletic Director	Whit Babcock
Jerry Claiborne	Head Coach	Frank Beamer
Independent	Conference	Atlantic Coast
\$0.31 per gallon	Cost of Gas	\$3.56 per gallon
\$0.05	Cost of a Stamp	\$0.49
\$1.05	Gallon of Milk	\$3.50

WHAT'S A HOKIE?

That's the most frequently asked question regarding Virginia Tech athletics. The answer leads all the way back to 1896 when Virginia Agricultural and Mechanical College changed its name to Virginia Polytechnic Institute.

With the change came the necessity for writing a new cheer and a contest for such a purpose was held by the student body. Senior O.M. Stull won first prize for his "Old Hokie" yell which still is used today.

Later, when asked if "Hokie" had any special meaning, Stull explained the words he used had no hidden or symbolic meaning, but had been thought up in an effort to get attention. Hokie soon became a nickname for all Tech teams and for those people loyal to Tech athletics.

Following is the "Old Hokie" yell in its original form:

Hoki, Hoki, Hoki Hy!
Tech! Tech! V.P.I.!
Sola-Rex Sola-Rah
Polytech-Vir-gin-i-a!!
Rae, Ri, V.P.I.

JUST VIRGINIA TECH, PLEASE

While the full name of the school is Virginia Polytechnic Institute and State University, the school is commonly referred to as "Virginia Tech."

Founded in 1872, as Virginia Agricultural and Mechanical College, the university changed its name to Virginia Polytechnic Institute in 1896.

Fans of the athletic department, as well as media covering the Hokies, shortened the name to VPI, but it eventually became Virginia Tech.

The "State University" was added in 1970 to bring the official title to what it is today.

Those covering Hokie athletics are asked to refer to the university as simply "Virginia Tech."

Virginia Tech University, VPI and SU, VPI&SU, VT or VA Tech are not recognized names and should not be used.

2014 ACC Standings

COASTAL DIVISION

Team	Conf.	Overall
Georgia Tech	6-2	9-2
Duke	4-2	8-2
Miami	3-3	6-4
North Carolina	3-3	5-5
Virginia Tech	2-4	5-5
Pittsburgh	2-4	4-6
Virginia	2-4	4-6

ATLANTIC DIVISION

Team	Conf.	Overall
Florida State - x	7-0	10-0
Clemson	6-2	7-3
Louisville	5-3	7-3
Boston College	3-3	6-4
North Carolina State	2-5	6-5
Syracuse	1-5	3-7
Wake Forest	0-6	2-8

This Week in the ACC

Thursday, November 20

North Carolina at Duke

Saturday, November 22

Miami at Virginia

Syracuse at Pittsburgh

Virginia Tech at Wake Forest

Georgia State at Clemson

Boston College at Florida State

Louisville at Notre Dame

Next Week in the ACC

Friday, November 28

Virginia at Virginia Tech

Saturday, November 29

Kentucky at Louisville

Pittsburgh at Miami

North Carolina State at North Carolina

Syracuse at Boston College

Wake Forest at Duke

South Carolina at Clemson

Florida at Florida State

Georgia Tech at Georgia

MOST YEARS AT CURRENT SCHOOL

(FBS ONLY; includes this season)

28	Frank Beamer, Virginia Tech, 1987-2014
24	Larry Blakeney, Troy 1991-2014
23	Bill Snyder, Kansas St. 1989-2005, 2009-2014
16	Kirk Ferentz, Iowa 1999-2014
16	Bob Stoops, Oklahoma 1999-2014
15	Gary Patterson, TCU 2000-14

TECH IN OVERTIME (6-3)

9/19/98	at Miami	27-	20	W	OT
11/9/02	at Syracuse	42-	50	L	30T
11/15/03	at Temple	24-	23	W	OT
1/3/12	vs. Michigan	20-	23	L	OT
9/3/12	Georgia Tech	20-	17	W	OT
11/17/12	at Boston College	30-	23	W	OT
12/28/12	vs. Rutgers	13-	10	W	OT
9/21/13	Marshall	29-	21	W	30T
11/16/13	Maryland	24-	27	L	OT



Virginia Tech Football Conference Affiliations

- 1892-97: Independent
- 1898: Southern Intercollegiate Athletic Assoc.
- 1899-1906: Independent
- 1907-21: South Atlantic Intercollegiate Athletic Association
- 1922-64: Southern Conference
1963 champions
- 1965-90: Independent
- 1991-2003: Big East
1995 champions
1996 co-champions
1999 champions
- 2004-present: ACC
2004 champions
2007 champions
2008 champions
2010 champions

THE LUNCH PAIL D

During Bud Foster's 255-game tenure as defensive/co-defensive coordinator, Tech has ...

- had 48 different defensive players score touchdowns.
- scored 74 touchdowns (51 on pass interceptions, 22 on fumble returns and one on a fumble recovery).
- held opponents to an average of 110.3 yards rushing and 17.1 points per game.
- been nationally ranked in the top five of a major defensive category 37 times. Tech finished No. 1 in total defense in 2005 and 2006, second in 2001 and third in 1999.
- pitched 28 shutouts.
- had at least one defensive player earn All-America honors from some publication in 17 of 19 seasons. Four players gained A-A recognition in 1999 and three were honored in 2001.
- produced six first-team All-Americans and 12 others who have earned second- or third-team All-America honors from one of the recognized groups.
- had 37 players drafted by NFL teams.
- produced its first Lombardi Award winner and its first Nagurski Trophy winner in Corey Moore.
- produced two BIG EAST defensive players of the year – Corey Moore (1998, 1999), and Cornell Brown (1995).
- featured 10 players who have recorded nine or more interceptions in their career.

RUSHING = OUTCOME?

- Under **Frank Beamer** (345 games), the Hokies are 199-41-2 when outrushing their opponents, 29-73 when being outrushed and 1-0 when the rushing total is even.
- In Tech's current 21-year bowl run (since 1993), Tech is 178-26 when outrushing its opponents, 26-48 when being outrushed and 1-0 when the rushing total is even.
- In its current 21-year bowl run (since 1993), Tech is 114-8 when rushing for 200 yards or more.
- Since the start of the 2000 season, the Hokies are 44-0 when rushing 50 times or more in a game (last loss: 1999 national championship game to FSU; rushed 52 times).
- Since the start of the 1999 season, Tech is 133-19 when outrushing its opponent and 19-36 when being outrushed.

TWENTY-ONE BOWLS IN A ROW

• With its trip to the Hyundai Sun Bowl last year, Tech is now one of only two teams to go to participate in 21 bowls in a row. The only other team is Florida State, although the NCAA does not recognize its 2006 Emerald Bowl.

Active Consecutive Bowl Appearances - *eligible in 2014

1. Florida State *	32
2. Virginia Tech	21
3. Georgia *, Georgia Tech *	17
5. Oklahoma *	15

• With its bowl trip last year, Virginia Tech is now one of only six programs in college football **history** to go to a bowl in at least 21 straight years, Nebraska (35), Michigan (33), Florida State (32; **active**), Alabama (25), Florida (22) and Virginia Tech (21; **active**).

ALL-TIME CONSECUTIVE BOWL APPEARANCES

(COACHES)

1. Bobby Bowden (1982-09)	28
2. Tom Osborne (1973-97)	25
3. Paul "Bear" Bryant (1959-82)	24
4. Frank Beamer (active)	21
5. LaVell Edwards (1978-94)	17

SCORING STREAK

• Tech has scored in a school- and ACC-record 253 straight football games, beginning with a win over Miami on Sept. 23, 1995. The streak began after a 16-0 loss to Cincinnati in 1995.

• The previous school record was 66 straight games (1970-76). During its current streak, Tech has scored 13 or more in all but 15 games.

DEFENSIVE TRADITION

• Virginia Tech defensive coordinator **Bud Foster** is the architect of one of the nation's best defenses on an annual basis. Since the start of the 2000 season, Tech leads the nation in interceptions and is tied for first in turnovers gained. Check out these numbers Foster's crew has put up:

Most Interceptions Forced (2000-current)

1. Virginia Tech	267
2. Boise State	254
3. Oklahoma.....	249
4. Florida.....	243
5. Boston College	239

Turnovers Gained (2000-current)

1. Oklahoma.....	420
Southern Cal.....	420
Virginia Tech	420
4. Oregon.....	415
Boise State	415

BLACKSBURG HISTORY

All-Time Record (1892-present)	710-450-46
In Blacksburg (1892-present)	367-107-13
Behind Lane Hall (1892)	1-0-0
Sheib Field (1894-1901)	13-1-0
Gibboney Field (1902-08)	19-2-0
Miles Field (1909-25)	60-3-3
Miles Stadium (1926-64)	67-25-4
Lane Stadium (1965-present; 50th season)	207-76-6
<i>Under Beamer (1987-present)</i>	133-39-1

BY THE NUMBERS

1970 ... the last season Virginia Tech lost to Wake Forest in Winston-Salem. The Hokies dropped a 28-9 decision to the Demon Deacons that season before putting together its current eight-game road winning streak against WFU.

253 ... consecutive games scoring by the Hokies is currently the fifth-longest active streak in the FBS and the 11th-longest of all-time Division I-A/FBS history.

203 ... of Virginia Tech's 253 points (80.2 %) this season have been scored by true freshmen or redshirt freshmen.

180.6 ... passing yards per game allowed by the Tech defense ranks the Hokies 11th nationally and third in the Atlantic Coast Conference in passing yards allowed.

137 ... non-offensive touchdowns scored by Tech under head coach Frank Beamer, including 52 on special teams.

88 ... different Tech players on defense and special teams have scored TDs under Beamer, including three – Donovan Riley, Andrew Motuapuaka and Kendall Fuller – this season.

78 ... tackles behind the line rank Tech fifth in the nation in team tackles for loss with an average of 7.8 per game.

71 ... receiving yards needed by freshman Isaiah Ford to set a new Tech single season record for receiving yards by a freshman. Joshua Stanford holds the record with 640 yards in 2013. Ford currently has 570 yards.

46.6 ... percentage of passes completed against the Hokies through 10 games is the lowest in the ACC. Opponents have completed just 129 of 277 pass attempts.

28 ... percent success rate on third-down conversions by Tech opponents ranks the Hokies' fourth national in third down conversion defense.

25 ... total points allowed by the Tech defense this season in the third quarter of play.

23 ... Virginia Tech players have blocked two kicks or more during a single season under Frank Beamer. The most recent is current defensive end Dadi Nicolas who blocked a field goal against Pitt and an extra point during the Miami game.

18 ... Tech players have contributed to Tech's tackle for loss total of 78.

17 ... Tech players have caught passes this season, including quarterback Michael Brewer. The last time Tech had more players catch at least one pass in a season was 2001 when 18 different players had receptions.

6 ... touchdown receptions by Bucky Hodges this season tie for the most touchdown catches in a season by a tight end under Coach Frank Beamer. The mark was set by Jeff King in 2005.

4 ... sacks by Tech against Duke equaled the number of sacks the Blue Devils had allowed in their previous nine games combined.



Game 1: Hokies Pull Away From Tribe in Opener



William & Mary

9



Virginia Tech

34

Lane Stadium/Worsham Field • Blacksburg, Va.

Aug. 30, 2014 • Attendance: 62,722

BLACKSBURG – Virginia Tech used a healthy dose of freshmen in posting a 34-9 season-opening victory over William & Mary at Lane Stadium/Worsham Field. Newcomers accounted for Tech's first 27 points against the Tribe – and 28 points in all – as the Hokies posted their 11th consecutive win over W&M.

Texas Tech transfer Michael Brewer opened at quarterback for the Hokies and completed 23 of 30 passes for 251 yards and a pair of touchdowns. He engineered a 14-play, 84-yard touchdown drive on the Hokies' first possession, completing passes to five different receivers in the process.

Freshman tailback Shai McKenzie contributed 106 yards rushing on just nine carries, including a 39-yard touchdown scamper that broke the game open in the third quarter. Meanwhile, true freshman wide receiver Isaiah Ford and redshirt freshman tight end Bucky Hodges posted Tech's first two TDs.

Defensively, the Hokies held W&M out of the end zone, forcing them to settle for three field goals. The Tribe managed just 76 yards on the ground and 193 overall.

Game Notes

- Seventeen true freshmen dressed out for the game with 10 of them playing: Isaiah Ford, Eric Gallo, Melvin Keihn, Shai McKenzie, Braxton Pfaff, Cam Phillips, C.J. Reavis, Joey Slye, Greg Stroman and Marshawn Williams.

- Kicker Joey Slye became the first freshman to open the season as Tech's starting place-kicker since Carter Warley in 2000. Slye made all four PATs he attempted and connected on field goals of 20 and 27 yards. He also kicked off five times.

- The win was the 25th in a home opener as Frank Beamer began his 28th year as Tech's head coach. Beamer is now 19-9 in season-opening games.

- The game marked the start of Virginia Tech's 50th season in Lane Stadium. The first varsity game in the stadium was also a win against William & Mary, coming in 1965.

Final Statistics

William & Mary	3	0	3	3	—	9
Virginia Tech	7	10	10	7	—	34

VT (7:36 re 1st)	- Ford 13 pass from Brewer (Slye kick)
WM (4:00 re 1st)	- FG Carpenter 36
WM (14:50 re 2nd)	- FG Carpenter 29
VT (5:40 re 2nd)	- Hodges 8 pass from Brewer (Slye kick)
VT (0:38 re 2nd)	- FG Slye 20
VT (7:59 re 3rd)	- FG Slye 27
WM (4:18 re 3rd)	- FG Carpenter 44
VT (2:47 re 3rd)	- McKenzie 39 run (Slye kick)
VT (13:40 re 4th)	- Coleman 2 run (Slye kick)

Team Stats	WM	VT
First downs	12	24
Rushing yds.	28-76	42-222
Passing yds.	117	266
Return yds.	9	70
Passes	9-23-0	24-31-1
Punts-avg.	5-52.0	3-46.3
Fumbles-lost	3-2	2-1
Penalties-yds.	4-26	10-75
Time of poss.	27:06	32:54
Sacks by	0-0	4-36

Individual Totals
Rushing — WM, Abdul-Saboor 10-85, Anderson 3-20, Cooper 4-9, McBride 3-6, Dedmon 1-0, Team 1-(-7), Cluley 6-(-37); VT, McKenzie 9-106, Williams 12-41, Brewer 3-21, Coleman 10-20, Caleb 5-19, Stanford 1-12, Ford 1-3, Dyer 1-0.
Passing — WM, Cluley 8-21-0-108, Brumbaugh 1-2-0-9; VT, Brewer 23-30-1-251, Leal 1-1-0-15.
Receiving — WM, McBride 4-62, Reeves 2-12, Ballard 1-19, Dedmon 1-13, Anderson 1-11; VT, Hodges 6-38, Ford 4-43, Malleck 3-40, Byrn 3-49, Coleman 2-(-1), Phillips 2-34, Knowles 1-38, Stanford 1-7, Gadell 1-15, Caleb 1-3.

Game 2: Tech Pulls a Stunner in the Horseshoe



Virginia Tech

35



No. 8 Ohio State

21

Ohio Stadium • Columbus, Ohio

Sept. 6, 2014 • Attendance: 107,517

COLUMBUS, Ohio – Virginia Tech stunned nationally eighth-ranked Ohio State University at Ohio Stadium, 35-21, before a record crowd of 107,517 fans. The win ended Buckeye streaks of 35 consecutive wins in home openers, which dated back to 1979, and 64 straight wins against unranked, non-conference foes that extended back to 1982.

Tech never trailed in the game, building a 21-7 advantage by halftime thanks to touchdowns from Shai McKenzie, Marshawn Williams and fullback Sam Rogers.

Ohio State capitalized on a pair of Hokie turnovers to pull even at 21-all with 11:40 left in the game, but the Hokies met the challenge with a pair of scores of their own over the last nine minutes, assuring their first victory away from home against a team ranked in the top eight. With the game tied, Tech marched down the field and scored on a Bucky Hodges touchdown catch to take the lead for good.

Tech scored two touchdowns on the ground and two through the air before junior cornerback Donovan Riley clinched the win with a 63-yard interception return for a score with just 46 seconds remaining. It was one of three interceptions for the defense, which also contributed seven quarterback sacks.

Game Notes

- The Hokies were the first unranked ACC team to beat a top-10 opponent on the road since Sept. 19, 2009 when Florida State defeated seventh-ranked BYU in Provo, 54-28.

- Cornerback Donovan Riley became the 86th different Tech player to score a touchdown on defense or special teams during Frank Beamer's tenure as head coach. Riley's interception and 63-yard return for a touchdown clinched the Tech win.

- Senior Kyshoen Jarrett picked off a career-best two passes in the game, giving him four interceptions for his career.

- Sophomore fullback Sam Rogers picked up his first collegiate touchdown, grabbing a 10-yard pass from Michael Brewer with 52 seconds remaining in the first half.

- The Buckeye crowd of 107,517 represented the most people a Tech football team had ever played in front of.

Final Statistics

Virginia Tech	14	7	0	14	—	35
Ohio State	7	0	7	7	—	21

VT (7:05 re 1st)	- McKenzie 2 run (Slye kick)
OSU (3:51 re 1st)	- Barrett 2 run (Nuernberger kick)
VT (0:19 re 1st)	- Williams 14 run (Slye kick)
VT (0:52 re 2nd)	- Rogers 10 pass from Brewer (Slye kick)
OSU (3:01 re 3rd)	- Thomas 53 pass from Barrett (Nuernberger kick)
OSU (11:40 re 4th)	- Elliott 15 run (Nuernberger kick)
VT (8:44 re 4th)	- Hodges 10 pass from Brewer (Slye kick)
VT (0:46 re 4th)	- Riley 63 interception return (Slye kick)

Team Stats	VT	OSU
First downs	21	19
Rushing yds.	40-121	40-108
Passing yds.	199	219
Return yds.	130	24
Passes	23-36-2	9-29-3
Punts-avg.	6-44.7	6-39.7
Fumbles-lost	1-0	1-0
Penalties-yds.	10-107	7-62
Time of poss.	33:30	26:30
Sacks by	7-54	2-24

Individual Totals
Rushing — VT, Newsome 4-38, Rogers 1-17, Williams 12-20, Coleman 3-16, Brewer 10-16, Hodges 2-8, McKenzie 7-7, Stanford 1-6, Ford 1-(-3); OSU, Barrett 24-70, Elliott 8-32, Samuel 5-26, Wilson 2-(-5), Team 1-(-15).
Passing — VT, Brewer 23-36-2-199; OSU, Barrett 9-29-3-219.
Receiving — VT, Malleck 6-64, Byrn 5-51, Rogers 5-23, Ford 2-26, Hodges 2-21, Stanford 2-14, Coleman 1-0; OSU, Thomas 6-98, Smith 1-58, Wilson 1-40, Smith 1-23.



Game 3: Hokies Can't Overcome Slow Start Against Pirates



East Carolina

28



No. 17 Virginia Tech

21

Lane Stadium/Worsham Field • Blacksburg, Va.

Sept. 13, 2014 • Attendance: 63,267

BLACKSBURG – East Carolina University quarterback Shane Carden slipped into the end zone from a yard out with 16 seconds on the clock to give the visiting Pirates a 28-21 victory over No. 17 ranked Virginia Tech at Lane Stadium/Worsham Field.

Carden tossed three TD passes in the first quarter to stake ECU to a lead it held until late in the final quarter. The home-standing Hokies, meanwhile, struggled to get in gear both offensively and defensively, finally getting on the board with a 73-yard touchdown drive at the end of the first half.

Tech managed to tie the game at 21-all with a pair of TD passes late in the fourth quarter only to see its ensuing kickoff sail out of bounds. That, plus a pair of substitution penalties, aided the Pirates' three-play, 65-yard drive for the winning score.

Hokie quarterback Michael Brewer completed 30 of 56 passing attempts for 298 yards and three touchdowns. It was the most passing attempts ever for a Tech quarterback, surpassing the old mark of 53 shared by Don Strock (1972 vs. Houston) and Sean Glennon (2006 vs. Georgia Tech).

East Carolina finished the game with 502 total yards of offense, with Carden accounting for 427 yards through the air, the third highest total for an opposing player against the Hokies. His 440 yards of total offense was also the third-highest total against Tech.

Game Notes

- True freshman receivers Isaiah Ford and Cam Phillips accounted for seven receptions apiece against East Carolina. They also accounted for all three of Tech's touchdowns, with Ford scoring twice and Phillips once.

- ECU receiver Cam Worthy caught six passes for 224 yards in the game. His receiving yards were the third-most all-time against the Hokies.

- Redshirt sophomore Nigel Williams made his first collegiate start for Tech in the place of injured Corey Marshall at defensive tackle.

- The only other time Tech gave up 21 points in the first quarter under Coach Frank Beamer came in 2006 to Georgia Tech, a 38-27 home loss. The Hokies had never previously trailed 21-0 after the first quarter under Beamer.

- The last opposing quarterback to throw three TD passes against the Hokies was Florida State's E.J. Manuel in 2012.

Final Statistics

East Carolina	21	0	0	7	—	28
Virginia Tech	0	7	0	14	—	21

ECU (12:17 re 1st)	- Williams, B. 4 pass from Carden (Harvey kick)
ECU (10:32 re 1st)	- Brown 15 pass from Carden (Harvey kick)
ECU (2:44 re 1st)	- Jones 2 pass from Carden (Harvey kick)
VT (0:47 re 2nd)	- Ford 21 pass from Brewer (Slye kick)
VT (6:31 re 4th)	- Ford 15 pass from Brewer (Slye kick)
VT (1:20 re 4th)	- Phillips 18 pass from Brewer (Slye kick)
ECU (0:16 re 4th)	- Carden 1 run (Harvey kick)

Team Stats	ECU	VT	Individual Totals
First downs	20	26	Rushing — ECU, Allen 8-54, Carden 12-13, Hunter 2-5, Scott 3-3; VT, Williams 17-74, McKenzie 7-18, Newsome 2-14, Ford 1-5, Brewer 6-(-20).
Rushing yds.	25-75	33-91	Passing — ECU, Carden 23-47-0-427; VT, Brewer 30-56-2-298.
Passing yds.	427	298	Receiving — ECU, Worthy 6-224, Williams 4-77, Hardy 4-47, Brown 3-45, Jones 3-11, Williams 2-26, Allen 1-(-3); VT, Phillips 7-89, Ford 7-77, Byrn 6-30, Newsome 3-13, Hodges 2-53, Stanford 2-14, Rogers 1-16, Malleck 1-6, Williams 1-0.
Return yds.	9	40	
Passes	23-47-0	30-56-2	
Punts-avg.	8-47.1	8-40.8	
Fumbles-lost	1-1	0-0	
Penalties-yds.	13-114	8-64	
Time of poss.	23:20	36:40	
Sacks by	3-24	4-30	

Game 4: Georgia Tech Rallies Late to Knock Off Hokies



Georgia Tech

27



Virginia Tech

24

Lane Stadium/Worsham Field • Blacksburg, Va.

Sept. 20, 2014 • Attendance: 62,318

BLACKSBURG – For the second straight week, Virginia Tech suffered a last-minute loss at Lane Stadium/Worsham Field. This time it came when Georgia Tech's Harrison Butker booted a 24-yard field goal as time expired to give the Yellow Jackets a 27-24 Atlantic Coast Conference road win in the league opener for both teams.

Georgia Tech turned three pass interceptions into 17 points with the final pick at the Hokies' 40-yard-line setting up the winning drive with 1:58 remaining. The Jackets' second pick of the game was returned for a touchdown, giving the visitors a 17-16 lead with 11:22 left in the game.

Virginia Tech put together a seven-play, 75-yard drive to take back the lead, 24-17, with 8:03 remaining. The Hokies halted Georgia Tech on its next possession but were unable to capitalize. The Yellow Jackets went on to tie the game with a nine play, 67-yard drive that was kept alive by a clutch 19-yard pass by quarterback Justin Thomas on a 4th-and-15 play.

Georgia Tech won despite converting on just four of 12 third-down situations. The Yellow Jackets rushed for 250 yards in the game and finished with 375 yards of total offense.

Despite the interceptions, the Hokies finished with 297 yards passing and 424 yards overall. Freshman wide receiver Isaiah Ford had career highs of eight catches and 114 yards receiving.

Game Notes

- Virginia Tech has lost home games on consecutive weeks for the first time since opening the 1995 season with back-to-back losses to Boston College and Cincinnati.

- Hokie linebacker Chase Williams posted a career-high 17 tackles against the Yellow Jackets.

- The Georgia Tech game marked the Hokies' 1,200th football game.

- True freshmen receivers Cam Phillips and Isaiah Ford both got starts in the game, making them the first two true freshmen wide receivers to start in a game since 2008, when Jarrett Boykin and Dyrell Roberts both drew starts against North Carolina.

- Sophomore defensive tackle Woody Baron and junior defensive back Donovan Riley made their first starts for the Hokies against the Yellow Jackets.

Final Statistics

Georgia Tech	3	7	0	17	—	27
Virginia Tech	3	10	0	11	—	24

GT (10:56 re 1st)	- FG Butker 43
VT (6:42 re 1st)	- FG Slye 32
VT (14:51 re 2nd)	- FG Slye 33
VT (7:04 re 2nd)	- Williams 6 run (Slye kick)
GT (0:57 re 2nd)	- Thomas 2 run (Butker kick)
GT (11:22 re 4th)	- Davis 41 interception return (Butker kick)
VT (8:03 re 4th)	- Brewer 21 run (Hodges reception from Brewer)
GT (2:03 re 4th)	- Smelter 31 pass from Thomas (Butker kick)
GT (0:00 re 4th)	- FG Butker 24

Team Stats	GT	VT	Individual Totals
First downs	19	24	Rushing — GT, Thomas 22-165, Laskey 17-80, Days 1-6, Zenon 2-3, Team 1-(-2), Bostic 1-(-2); VT, McKenzie 12-51, Williams 10-36, Brewer 4-29, Edmunds 2-10, Knowles 1-7, Coleman 2-(-1), Newsome 2-(-5).
Rushing yds.	44-250	33-127	Passing — GT, Thomas 7-18-0-125; Brewer 28-39-3-297.
Passing yds.	125	297	Receiving — GT, Smelter 5-101, Hill 1-19, Laskey 1-5; VT, Ford 8-114, Byrn 7-56, Phillips 6-79, Rogers 2-17, Knowles 2-17, Caleb 1-7, Hodges 1-4, Cline 1-3.
Return yds.	41	17	
Passes	7-18-0	28-39-3	
Punts-avg.	4-46.8	3-33.3	
Fumbles-lost	1-1	1-0	
Penalties-yds.	8-60	12-79	
Time of poss.	29:20	30:40	
Sacks by	1-8	1-4	



Game 5: Freshmen Lead Hokies to Homecoming Win



Western Michigan

17



Virginia Tech

35

Lane Stadium/Worsham Field • Blacksburg, Va.
Sept. 27, 2014 • Attendance: 59,625

BLACKSBURG – Virginia Tech scored in the first eight seconds of the game and went on to a 35-17 victory over visiting Western Michigan at Lane Stadium/Worsham Field. The Hokies snapped a two-game losing streak, piling up 308 yards on the ground and 486 yards of total offense along the way.

Andrew Motuapuaka's 11-yard fumble return on the opening kickoff staked Tech to a lead it would never surrender as the Hokies scored four different ways while building an 18-7 first-quarter lead. Freshmen tailbacks Marshawn Williams and Shai McKenzie fueled much of the Tech attack with some tough running. Williams ran for a career-best 119 yards, while McKenzie contributed 87 yards and a touchdown on the ground.

Quarterback Michael Brewer suffered a pair of interceptions but countered with touchdown passes to redshirt freshman tight end Bucky Hodges and true freshman wide receiver Isaiah Ford. Freshmen or redshirt freshmen accounted for 33 of Tech's 35 points.

Tech's defense held WMU to 231 total yards of offense, including just 19 yards rushing. The Broncos were able to convert just 4 of 15 third down opportunities and suffered five quarterback sacks.

Game Notes

- Tech's touchdown eight seconds into the game marked the fastest that the Hokies have ever scored under head coach Frank Beamer, topping a touchdown 18 seconds into the Hokies' 1999 game at Rutgers when Michael Vick connected with André Davis on a 74-yard TD pass.

- The win gave Virginia Tech a 63-19-4 mark in Homecoming games, including a 24-4 record during Frank Beamer's tenure as head coach.

- When WMU scored in the first quarter, it marked the first time in four meetings that the Broncos had scored against the Hokies.

- The last time Tech rushed for 300 or more yards was in a 2010 game against NC State. The Hokies ran for 317 yards in that game.

- Andrew Motuapuaka's fumble return for a score was the first by the Hokies since Orion Martin did it against BC in the 2008 ACC Championship Game.

Final Statistics

Western Michigan	7	3	0	7	—	17
Virginia Tech	18	0	14	3	—	35

VT (14:52 re 1st)	- Motuapuaka 11 fumble return (kick blocked)
VT (13:26 re 1st)	- Team Safety
VT (11:43 re 1st)	- FG Slye 37
WMU (4:15 re 1st)	- Franklin 1 rush (Haldeman kick)
VT (0:49 re 1st)	- Hodges 29 pass from Brewer (Slye kick)
WMU (0:05 re 2nd)	- FG Haldeman 36
VT (5:52 re 3rd)	- Ford 7 pass from Brewer (Slye kick)
VT (0:09 re 3rd)	- McKenzie 4 rush (Slye kick)
WMU (9:06 re 4th)	- Franklin 1 rush (Haldeman kick)
VT (3:50 re 4th)	- FG Slye 27

Team Stats	WMU	VT
First downs	10	26
Rushing yds.	24-19	47-308
Passing yds.	212	178
Return yds.	42	58
Passes	18-33-1	14-32-2
Punts-avg.	8-44.6	5-38.4
Fumbles-lost	1-1	0-0
Penalties-yds.	7-85	9-69
Time of poss.	25:14	34:46
Sacks by	1-4	5-28

Individual Totals
Rushing — WMU, Franklin 15-76, Johnson 1-3, Braverman 1-(-9), Team 1-(-25), Terrell 6-(-26); VT, Williams 14-119, McKenzie 18-87, Caleb 4-45, Brewer 5-24, Edmunds 3-22, Rogers 1-6, Hodges 1-4, Coleman 1-1.
Passing — WMU, Terrell 18-32-1-212, Team 0-1-0-0; VT, Brewer 14-32-2-178.
Receiving — WMU, Braverman 8-100, Boyden 4-7, Roberts 2-50, Henry 2-46, Johnson 1-11, Franklin 1-(-2); VT, Hodges 4-88, Ford 3-37, Byrn 3-21, Williams 2-19, Caleb 1-13, Coleman 1-0.

Game 6: Tech Picks Up Big ACC Road Win



Virginia Tech

34



North Carolina

17

Kenan Stadium • Chapel Hill, N.C.
Oct. 4, 2014 • Attendance: 60,000

CHAPEL HILL, N.C. — After taking just eight seconds to score a touchdown to start a win over Western Michigan a week earlier, Virginia Tech got off to another quick start at the University of North Carolina on the way to a 34-17 ACC road win.

On the Tar Heels' first offensive play, Tech defensive end Ken Ekanem sacked UNC quarterback Marquise Williams, causing a fumble that set up a Tech TD just 44 seconds into the contest as Marshawn Williams toted the ball into the end zone two plays later. It was the start of a big day for both Ekanem and the Hokie defense.

The redshirt sophomore contributed three of Tech's five sacks and four total tackles behind the line during a six-tackle performance. UNC had allowed just five sacks total during its first four games, while averaging 40.8 points per game.

Bucky Hodges, Kendall Fuller and J.C. Coleman all scored touchdowns for the Hokies and freshman Joey Slye knocked through two field goals.

Tech's offense controlled the football for a total of 41:03 of the game, including 11:11 of the fourth quarter.

Game Notes

- Cornerback Kendall Fuller turned in a key play, intercepting a pass by freshman quarterback Mitch Trubisky and returning it 47 yards for a touchdown. With his touchdown, all four Fuller brothers have now scored for the Hokies. Vincent Fuller scored two non-offensive touchdowns and Kyle Fuller scored on a blocked punt against Appalachian State in 2011. Corey Fuller — the lone offensive player of the four — scored six touchdowns for the Hokies.

- Redshirt freshman tight end Bucky Hodges caught his fourth touchdown pass of the season. Hodges, who also caught a two-point conversion pass earlier in the season, has scored in five of the Hokies' six games.

- The Tar Heels converted just twice on 13 third-down plays.

- Tech's time of possession (41:03) is the second-most ever under head coach Frank Beamer.

Final Statistics

Virginia Tech	14	10	0	10	—	34
North Carolina	3	0	0	14	—	17

VT (14:16 re 1st)	- Williams 8 rush (Slye kick)
NC (11:38 re 1st)	- FG Weiler 20
VT (5:59 re 1st)	- Hodges 26 pass from Brewer (Slye kick)
VT (1:44 re 2nd)	- FG Slye 27
VT (1:01 re 2nd)	- Fuller 47 interception return (Slye kick)
NC (13:19 re 4th)	- Hood 1 rush (Weiler kick)
VT (6:28 re 4th)	- FG Slye 22
NC (4:15 re 4th)	- Davis 9 pass from Williams (Weiler kick)
VT (2:30 re 4th)	- Coleman 1 rush (Slye kick)

Team Stats	VT	UNC
First downs	20	16
Rushing yds.	57-171	29-125
Passing yds.	186	198
Return yds.	42	7
Passes	18-27-1	18-37-1
Punts-avg.	7-40.0	6-41.8
Fumbles-lost	0-0	4-2
Penalties-yds.	8-45	10-62
Time of poss.	41:03	18:57
Sacks by	5-33	3-22

Individual Totals

Rushing — VT, Edmunds 12-54, Williams 20-47, Phillips 1-29, Coleman 7-25, Caleb 6-20, Newsome 2-10, Rogers 2-4, Hodges 1-1, Team 1-(-1), Brewer 5-(-18); NC, Williams 19-94, Trubisky 1-16, Logan 4-8, Morris 2-4, Hood 3-3.

Passing — VT, Brewer 18-27-1-186; NC, Williams 17-33-0-187, Trubisky 1-4-1-11.

Receiving — VT, Byrn 5-24, Ford 4-69, Phillips 3-47, Hodges 2-30, Newsome 2-10, Rogers 1-9, Edmunds 1-(-3); NC, Switzer 5-67, Hollins 4-28, Davis 3-54, Thorpe 2-4, Morris 1-15, Proehl 1-12, Tabb 1-11, Washington 1-7.



Game 7: Pitt Trips Up Hokies At Heinz Field

	Virginia Tech	16
	Pitt	21

Heinz Field • Pittsburgh, Pa.
Oct. 16, 2014 • Attendance: 43,125

PITTSBURGH, Pa. — The University of Pittsburgh continued its mastery over Virginia Tech in games played at Heinz Field with a 21-16, Thursday night victory on ESPN. The win gave the Panthers a 4-0 record against the Hokies at the venue.

Turnovers and penalties plagued Tech in an outing that it managed just 26 yards rushing and converted on only two of 14 third-down opportunities. The Hokies had just 22 rushing attempts, the second-fewest ever in the Frank Beamer era. Still, the Hokies had the ball with a chance to win in the final minutes, but stalled just short of midfield with 1:22 remaining.

Pitt gained the upper hand in the fourth quarter when it stopped Tech on a fourth-and-2 play at the Panthers' 38-yard line, then took just two plays to move 62 yards for a touchdown and a 21-9 advantage. The Hokies managed to keep their chances alive with a nine-play, 80-yard touchdown drive that ended with 4:52 left.

Tech, which was averaging 34:55 minutes of possession time per game (third best in the nation), controlled the ball for just 28:14 against the Panthers.

All of Tech's scoring came from true freshmen, with kicker Joey Slye kicking three field goals and an extra point and receiver Cam Phillips grabbing a 14-yard touchdown pass.

Game Notes

- Tech failed to score 21 points or more for the first time this season. The Hokies' six points at the half were also a season low.

- Defensive tackle Corey Marshall picked off a pass during the second quarter, the first interception of his Tech career.

- Defensive end Dadi Nicolas recorded the Hokies' first blocked kick of the season when he tipped a fourth-quarter field goal. It was Nicolas' first career block and the 132nd blocked kick under Coach Frank Beamer (40th field goal).

- Freshman receiver Cam Phillips tied his career high with seven catches against the Panthers.

- The Hokies are now 12-24 at current NFL stadiums during Coach Frank Beamer's 27-plus seasons.

- Isaiah Ford had four more receptions to give him 32 for the season. The 32 catches are the most ever in a season for a true freshman under Beamer, surpassing Jarrett Boykin's 30 in 2008.

Final Statistics

Virginia Tech	0	6	3	7	—	16
Pitt	7	7	0	7	—	21
P (6:32 re 1st)	- Boyd 53 pass from Voytik (Blewitt kick)					
VT (8:44 re 2nd)	- FG Slye 42					
P (3:39 re 2nd)	- Conner 15 rush (Blewitt kick)					
VT (0:00 re 2nd)	- FG Slye 24					
VT (11:32 re 3rd)	- FG Slye 21					
P (13:07 re 4th)	- Conner 13 rush (Blewitt kick)					
VT (4:52 re 4th)	- Phillips 14 pass from Brewer (Slye kick)					

Team Stats	VT	P	Individual Totals
First downs	16	15	Rushing — VT, Rogers 6-19, Caleb 7-12, Newsome 1-5, Coleman 3-4, Hodges 1-1, Brewer 4-(-15); P, Voytik 19-118, Conner 16-85, James 5-13, Team 3-(-6).
Rushing yds.	22-26	43-210	Passing — VT, Brewer 26-45-0-265; P, Voytik 10-17-1-92, Boyd 1-1-0-29.
Passing yds.	265	121	Receiving — VT, Phillips 7-59, Ford 4-58, Byrn 4-22, Hodges 3-55, Malleck 3-55, Malleck 3-28, Caleb 2-25, Rogers 2-13, Brewer 1-5; P, Boyd 6-86, Conner 2-10, Ibrahim 2-(-4), Voytik 1-29.
Return yds.	50	8	
Passes	26-45-0	11-18-1	
Punts-avg.	7-41.7	7-41.6	
Fumbles-lost	3-1	2-1	
Penalties-yds.	8-45	7-70	
Time of poss.	28:14	31:46	
Sacks by	2-17	3-22	

Game 8: Hurricanes Roll Past Turnover-Prone Hokies

	Miami	30
	Virginia Tech	6

Lane Stadium/Worsham Field • Blacksburg, Va.
Oct. 23, 2014 • Attendance: 64,007

BLACKSBURG — The University of Miami rushed for 364 yards on the way to handing Virginia Tech a 30-6 loss and its second consecutive defeat of the season in an ESPN Thursday night game.

The Hokies, who had lost at Pittsburgh the previous Thursday night, averted their first shutout since 1995 by scoring with just 1:30 remaining in the game. The six points were the fewest points Tech has scored in its 32-game series with the Hurricanes.

Virginia Tech trailed just 3-0 after a quarter of play, only to see the visiting 'Canes take control in the second quarter behind the outstanding play of tailback Duke Johnson, who rushed for a touchdown and caught a touchdown pass during the quarter. Altogether, Miami put three touchdowns on the board for a 24-0 halftime lead.

The Hokies were held to minus-13 rushing yards and 36 total yards during the first half, but a 58-yard kickoff return by Deon Newsome put Tech in business to start the second half. Tech promptly drove to the UM 3 on the legs of freshman tailback Marshawn Williams only to fumble at the Hurricanes' 2. It was the first of three consecutive possessions that the Hokies would lose fumbles, all in Miami territory.

Johnson led the Miami attack with 249 yards rushing on 29 carries. Fellow tailback Gus Edwards added 115 yards and scored two TDs on 20 rushes.

Game Notes

- Miami tailback Duke Johnson's 249-yards rushing were the most by an opponent in Lane Stadium, breaking the previous mark of 241 rushing yards by Wake Forest back Josh Harris in 2010. Lane Stadium opened in 1965, 50 seasons ago.

- True freshman tailback Marshawn Williams posted the second 100-yard rushing game of his young career, finishing with 100 yards even on 21 rushes.

- Redshirt freshmen Wyatt Teller (OG) and Andrew Motuapuaka (LB) made their first career starts for the Hokies.

- Tech lost three fumbles in a game for the first time since 2006 when it lost three at North Carolina.

- Tech's lone score came on a 14-yard touchdown reception by true freshman receiver Isaiah Ford. It was Ford's fifth TD catch of the season, setting a record for a Tech true freshman and tying the school mark for TD receptions by any freshman. Redshirt freshman Josh Hyman had five in 2004.

Final Statistics

Miami	3	21	0	6	—	30
Virginia Tech	0	0	0	6	—	6
UM (6:30 re 1st)	- FG Badgley 28					
UM (14:11 re 2nd)	- Edwards 3 rush (Badgley kick)					
UM (6:21 re 2nd)	- Johnson 24 rush (Badgley kick)					
UM (0:03 re 2nd)	- Johnson 22 pass from Kaaya (Badgley kick)					
UM (4:14 re 4th)	- Edwards 38 rush (kick failed)					
VT (1:30 re 4th)	- Ford 14 pass from Leal (pass failed)					

Team Stats	UM	VT	Individual Totals
First downs	22	15	Rushing — UM, Johnson 29-249, Edwards 20-115, Coley 1-2, Kaaya 1-0, Team 2-(-2); VT, Williams 21-100, Rogers 3-18, Wright 3-9, Leal 1-7, Brewer 3-(-14).
Rushing yds.	53-364	31-120	Passing — UM, Kaaya 7-16-0-92; VT, Brewer 13-20-0-80, Leal 5-8-0-62.
Passing yds.	92	142	Receiving — UM, Johnson 2-37, Dorsett 2-15, Edwards 1-25, Coley 1-13, Lewis 1-2; VT, Hodges 4-27, Phillips 3-22, Rogers 3-47, Malleck 2-8, Ford 2-23, Byrn 1-3, Caleb 1-13, Williams 1-(-1), Newsome 1-0.
Return yds.	15	5	
Passes	7-16-0	18-28-0	
Punts-avg.	5-39.0	7-44.0	
Fumbles-lost	0-0	3-3	
Penalties-yds.	4-28	4-40	
Time of poss.	35:08	24:52	
Sacks by	2-22	0-0	



Game 9: Late Touchdown Lifts Eagles To Win At Lane Stadium



Boston College

33



Virginia Tech

31

Lane Stadium/Worsham Field • Blacksburg, Va.

Nov. 1, 2014 • Attendance: 55,729

BLACKSBURG — Boston College built a 23-10 advantage during the first three quarters of play, then withstood a frantic fourth-quarter Virginia Tech rally to post a 33-31 win over the Hokies at Lane Stadium/Worsham Field.

Tech quarterback Michael Brewer ran for one touchdown and passed for another as the Hokies took their first lead of the game, 24-23, with 7:12 remaining.

The Eagles answered quickly, however, marching for a go-ahead field goal less than three minutes later. Then, after Tech went three-and-out, quarterback Tyler Murphy broke the Hokies' back with a 57-yard touchdown sprint on a third-and-10 play with less than three minutes remaining.

The Hokies would score late to cap a 21-point fourth quarter, but failed to recover the onsidies kick with under a minute left as BC was able to run out the clock.

The loss was Virginia Tech's fourth of the season at home, marking just the second time in Lane Stadium's 50 seasons that the Hokies had suffered four home losses. The only other time was 1992, the year before Tech's bowl streak stratred.

Game Notes

- Tech quarterback Michael Brewer completed 31 passes in the game, the most completions during Coach Frank Beamer's 28 seasons at Tech and the second most in school history. Don Strock completed 34 passes in a game against Houston in 1972.

- True freshman Isaiah Ford had seven receptions during the game, bringing his season total to 41 catches, a new Tech record for a freshman. The previous Tech record was 40 catches, set by Josh Stanford in 2013.

- Redshirt freshman linebacker Andrew Motuapuaka tallied 14 tackles in just his second career start.

- Tight end Ryan Malleck scored his first collegiate touchdown on a 5-yard pass from Brewer in the fourth quarter. Fellow tight end Bucky Hodges posted his fifth TD grab of the season, one short of the school mark for tight ends (6) set by Jeff King in 2005.

Final Statistics

Boston College	0	14	9	10	—	33
Virginia Tech	7	3	0	21	—	31
VT (11:51 re 1st)	- Williams 8 rush (Slye kick)					
BC (14:56 re 2nd)	- Callinan 8 pass from Murphy (Launceford kick)					
VT (12:45 re 2nd)	- FG Slye 27					
BC (8:10 re 2nd)	- Willis 68 rush (Launceford kick)					
BC (7:52 re 3rd)	- Outlow 2 pass from Murphy (Launceford kick failed)					
BC (5:36 re 3rd)	- FG Launceford 19					
VT (11:51 re 4th)	- Brewer 1 rush (Slye kick)					
VT (7:12 re 4th)	- Hodges 7 pass from Brewer (Slye kick)					
BC (4:12 re 4th)	- FG Howell 44					
BC (2:59 re 4th)	- Murphy 57 rush (Launceford kick)					
VT (0:28 re 4th)	- Malleck 5 pass from Brewer (Slye kick)					

Team Stats

	BC	VT
First downs	11	17
Rushing yds.	47-258	29-69
Passing yds.	110	345
Return yds.	22	35
Passes	8-15-0	31-49-0
Punts-avg.	7-38.3	7-43.9
Fumbles-lost	0-0	1-1
Penalties-yds.	3-20	6-40
Time of poss.	31:56	28:04
Sacks by	3-18	3-25

Individual Totals

Rushing — BC, Murphy 18-122, Willis 6-79, Outlow 10-27, Alston 3-26, Hilliman 8-6, Team 2-(-2); VT, Williams 13-32, Di Nardo 1-30, Rogers 4-12, Wright 3-3, Brewer 7-(-4), Stanford 1-(-4).

Passing — BC, Murphy 8-15-0-110; VT, Brewer 31-48-0-345.

Receiving — BC, Alston 2-39, Bordner 2-26, Phillips 1-24, Dudeck 1-11, Callinan 1-8, Outlow 1-2; VT, Ford 7-75, Byrn 6-68, Malleck 5-30, Hodges 5-44, Rogers 4-70, Phillips 3-43, Stanford 1-15.

Game 10: Tech Rallies to Knock Off No. 19 Duke



Virginia Tech

17



No. 19 Duke

16

Wallace Wade Stadium • Durham, N.C.

Nov. 15, 2014 • Attendance: 30,107

DURHAM, N.C. — Virginia Tech snapped a three-game losing streak with a hard-fought 17-16 road win at No. 19 ranked Duke. The Hokies overcame a 16-7 deficit during the final 16 minutes of play and then withstood a pair of late pushes by the Blue Devils.

A 51-yard pass interception return by Tech linebacker Derek Di Nardo set up a 35-yard field goal by Joey Slye as time expired in the third quarter. On the ensuing kickoff, the Hokies' C.J. Reavis caused a fumble that Dahman McKinnon pounced on at the Duke 31. From there, it took Tech just five plays to take the lead on a 15-yard pass from Michael Brewer to tight end Bucky Hodges with just over 12 minutes remaining.

Duke had a chance to regain the lead after moving to the Tech 22, but missed a 40-yard field goal with 2:26 remaining. The Blue Devils got another shot with two minutes on the clock but the pressure from the Hokies' defense proved to be too much, giving Tech the ball on downs with just 43 seconds left.

After losing its third starting tailback to injury, this time Marshawn Williams to a knee injury, junior J.C. Coleman stepped in and carried the ball 20 times for 95 yards to provide a spark for the Virginia Tech offense.

Game Notes

- Redshirt junior Wade Hansen made his first career start, taking over for injured Jonathan McLaughlin at right offensive tackle. McLaughlin, a sophomore, had started all 23 games of his Tech career prior to the injury.

- Junior linebacker Deon Clarke registered the first pass interception of his collegiate career with a second quarter pick of Duke quarterback Anthony Boone. The interception set up a 98-yard touchdown drive, Tech's longest scoring drive of the season.

- Redshirt sophomore Brenden Motley saw his first collegiate action in the second quarter when he entered the game as Tech's quarterback in the "Wildcat" formation. He rushed three times for 36 yards during the game.

- Tech's last one-point victory came in 2009, when the Hokies beat No. 19 Nebraska 16-15 in Blacksburg.

- The win was the Hokies' second road victory against a top-20 team in 2014, a first for a Tech football team.

Final Statistics

Virginia Tech	0	7	3	7	—	17
Duke	10	0	6	0	—	16
D (11:57 re 1st)	- FG Martin 36					
D (8:06 re 1st)	- Snead 2 rush (Martin kick)					
VT (9:49 re 2nd)	- Ford 10 pass from Brewer (Slye kick)					
D (8:47 re 3rd)	- FG Martin 48					
D (3:49 re 3rd)	- FG Martin 24					
VT (0:00 re 3rd)	- FG Slye 35					
VT (12:47 re 4th)	- Hodges 15 pass from Brewer (Slye kick)					

Team Stats

	VT	D
First downs	16	23
Rushing yds.	49-145	41-141
Passing yds.	148	185
Return yds.	42	6
Passes	13-24-1	19-41-2
Punts-avg.	8-35.4	5-40.0
Fumbles-lost	3-0	4-1
Penalties-yds.	7-75	8-50
Time of poss.	29:57	30:03
Sacks by	4-35	6-62

Individual Totals

Rushing — VT, Coleman 20-95, Motley 3-36, Phillips 3-33, Newsome 2-13, Williams 5-6, Rogers 1-3, Team 1-(-2), Brewer 14-(-39); D, Snead 9-54, Powell 11-34, Boone 14-34, Wilson 6-18, Sirk 1-1.

Passing — VT, Brewer 12-23-1-138, Hughes 1-1-0-10; D, Boone 18-40-2-181, Sirk 1-1-0-4.

Receiving — VT, Hodges 6-57, Ford 4-48, Phillips 1-19, Stanford 1-14, Trimble 1-10; D, Crowder 6-73, Blakeney 5-44, McCaffrey 3-47, Powell 2-14, Schneider 1-3, Barnes 1-(-6), Reeves 1-10.



NEW FACE UNDER CENTER

• From Nov. 22, 2008 to Dec. 31, 2013, Virginia Tech had exactly two quarterbacks combine to start those 71 games: Tyrod Taylor (31) and Logan Thomas (40). Both were record-setters while in Blacksburg and both are now in the NFL. That has changed this year as **Michael Brewer** takes the helm at quarterback for the Hokies. The transfer from Texas Tech University was named the starter on Aug. 23 after a tough preseason battle.

• Brewer has the bloodlines to be successful in college football as several members of his family played. His father, Robert, played quarterback at Texas; his grandfather, Charlie, played quarterback at Texas; his uncle, Rob Moerschell, played quarterback at Texas; his great uncle, Robert, played quarterback at Texas Tech; and his great uncle, George, played running back at Oklahoma.

• Brewer graduated from Texas Tech this past spring with a degree in personal financial planning, thus making him immediately eligible at Virginia Tech. He is getting a Master's in curriculum and instruction at Virginia Tech.

• In the 2014 campaign, he's completed 61.2 percent of his passes, throwing for 2,237 yards and 15 scores in 10 games.

A FAMILY ATMOSPHERE

• Defensive players **Ronny** and **Devin Vandyke** are just two of numerous Hokies on the roster to have family ties to the Tech football program. There are two sets of brothers on the team and two other players on the team with brothers who played at Virginia Tech. **David Wang** is the younger brother of former offensive tackle Ed Wang.

• **Kendall Fuller** is a sophomore defensive back who is following in the footsteps of his older brothers. He is the youngest brother of former Hokie players Vincent Fuller, who played six seasons with the Tennessee Titans, Corey

Fuller, now with the Detroit Lions, and Kyle, who was a first-round draft pick of Chicago in May.

• Sophomore running back **Trey Edmunds** is joined by his younger brother, **Terrell Edmunds**, on the roster this year. Redshirt sophomore **Alston Smith** is the son of former Hokie and NFL Hall of Famer Bruce Smith.

• Redshirt sophomore **Zach Snell** is the son of former Hokie wide receiver Donald Wayne Snell (1984-86) and the nephew of former Hokie receiver Sidney Snell (1977-80). He is also the cousin of Tech redshirt sophomore quarterback **Brenden Motley**.

• Redshirt freshman **Deon Newsome** is the son of Myron Newsome, who lettered in 1995 and 1996 and redshirt freshman **Kyle Chung** is the son of former Hokie lineman and current NFL assistant coach Eugene Chung while sophomore **Woody Baron** is the nephew of former Tech player Jim Baron (1994-95).

• Over 25 sets of brothers have played for head coach Frank Beamer in his 28 seasons at Virginia Tech.

TAKING CARE OF WALK-ONS

• Virginia Tech has had a lot of success with walk-on players. John Engelberger was a starter for the San Francisco 49ers and Denver Broncos, while John Burke played in the Super Bowl with the New England Patriots in 1987. Cody Grimm went from a walk-on, to an All-American, to an NFL Draft pick of Tampa Bay in 2009.

• Current Tech walk-ons who earned scholarships at some point during their career include **Sam Rogers**, **Mitchell Ludwig**, **Michael Branthover**, **Charley Meyer**, **Josh Trimble**, **Griffin Hite**, **A.J. Hughes**, **Derek Di Nardo** and **Willie Byrn**.

• Will Montgomery (OL, Denver Broncos) and Grimm are former Hokie walk-ons who have seen starting action in the NFL recently.

GETTIN' IT DONE IN THE CLASSROOM

• Of the 13 seniors on the 2014 roster, there are eight Hokie graduates, with four others slated to graduate in December.

• Here's a list of the current seniors, listed alphabetically, who have graduated: **Detrick Bonner** (Fall 2013), **Willie Byrn** (Spring 2014), **Daniel Dyer** (Spring 2014), **Greg Gadell** (Summer I 2014), **Laurence Gibson** (Fall 2013), **Mark Leal** (Spring 2014), **David Wang** (Summer II 2012, Summer II 2013) and **Chase Williams** (Fall 2013). The five other seniors are all on track to graduate by the end of the 2015 school year: **Michael Branthover** (Spring 2015), **Derek Di Nardo** (Fall 2014), **Caleb Farris** (Fall 2014), **Kyshoen Jarrett** (Fall 2014) and **Luther Maddy** (Fall 2014).

• Wang has earned a pair of bachelor's degree and is on track to earn his master's degree in Fall 2014 in addition to the two bachelor's degrees. Williams and Gibson are on track to earn their second undergraduate degrees this fall.

• With four Fall 2014 graduates on track (Di Nardo, Farris, Jarrett, Maddy), Tech should have 12 of its 13 seniors with degrees at the end of the semester. Junior **Dadi Nicolas** is on track to graduate in Fall, 2014. Junior quarterback **Michael Brewer** graduated from Texas Tech this past spring and is in graduate school at Virginia Tech.

• In 11 of the past 13 years, Tech has graduated at least 70 percent of its class.

CAREER STARTS & GAMES PLAYED

Name	Yr.	GP	GS
Alford, D.	r-So.	23	0
Asante, K.	r-Jr.	16	1
Baron, W.	So.	22	2
Bonner, D.	r-Sr.	48	39
Branthover, M.	Sr.	15	14
Brewer, M. (13 games at TTU)	r-Jr.	23	10
Burns, D.	r-So.	4	0
Byrn, W.	r-Sr.	33	9
Caleb, J.	r-So.	21	1
Chung, K.	r-Fr.	1	0
Clark, C.	So.	22	11
Clarke, D.	Jr.	22	10
Cline, K.	So.	14	7
Coleman, J.C.	Jr.	33	8
Conte, A.	r-So.	14	9
D'Antuono, E.	r-So.	23	23
Di Nardo, D.	r-Sr.	49	3
Dooley, S.	r-Fr.	10	0
Durkin, C.	Fr.	0	0
Dyer, D.	r-Sr.	35	0
Edmunds, T.	r-So.	18	10
Ekanem, K.	r-So.	21	10
Facyson, B.	So.	15	12
Farris, C.	Sr.	36	26
Ford, A.	Fr.	0	0
Ford, I.	Fr.	10	8
Frye, D.	Jr.	28	0
Fuller, K.	So.	23	22
Gadell, G.	r-Sr.	26	0
Gallo, E.	Fr.	3	0
Gibson, L.	r-Sr.	35	16
Greene, D.	r-So.	20	1
Hansen, W. (17 games at RPI)	r-Jr.	27	1
Haynes, J.	r-So.	7	0
Hodges, B.	r-Fr.	10	9
Huelskamp, S.	r-Fr.	2	0
Hughes, A.J.	Jr.	36	36
Jackson, D.	r-So.	9	0
Jarrett, K.	Sr.	50	35
Jones, G.	r-So.	7	0
Keihn, M.	Fr.	10	0
Knowles, D.	r-Jr.	35	10
Kristensen, E.	So.	2	2
Ludwig, M.	So.	17	14
Maddy, L.	Sr.	42	33
Malleck, R.	r-Jr.	36	16
Marshall, C.	r-Jr.	36	12
McKenzie, S.	Fr.	5	0
McKinnon, D.	r-So.	16	0
McLaughlin, J.	So.	22	22
Meyer, C.	r-So.	21	3
Motley, B.	r-So.	1	0
Motuapuaka, A.	r-Fr.	9	3
Newsome, D.	r-Fr.	10	0
Nicolas, D.	r-Jr.	33	11
Osterloh, P.	r-Fr.	5	0
Parker, C.	So.	13	1
Pfaff, B.	Fr.	1	0
Phillips, C.	Fr.	10	7
Reavis, C.J.	Fr.	9	0
Redman, D.	r-Jr.	26	1
Riley, D.	Jr.	36	5
Rogers, S.	So.	23	6
Santamaria, M.	Fr.	0	0
Shagog, A.	r-Fr.	3	0
Slye, J.	Fr.	10	10
Smith, A.	r-So.	16	0
Stanford, J.	r-So.	20	15
Stroman, G.	Fr.	10	0
Taylor, C.	r-Fr.	0	0
Teller, W.	r-Fr.	10	3
Trimble, J.	r-Jr.	33	5
Vandyke, D.	r-So.	1	0
Vandyke, R.	r-Jr.	23	0
Walker, R.	Fr.	8	0
Wang, D.	r-Sr.	39	33
Williams, C.	r-Sr.	46	8
Williams, Cu.	So.	0	0
Williams, M.	Fr.	9	8
Williams, N.	r-So.	23	7
Wise, C.	Fr.	0	0
Wright, J.	So.	14	0

HOKIES IN THE NFL

as of 11/17

Name	Team	GP/GS
James Anderson	Tennessee	7 GP/0 GS
Nick Becton ^{PS}	New York Giants	
Jarrett Boykin	Green Bay	7 GP/3 GS
Duane Brown	Houston	10 GP/10 GS
Kam Chancellor	Seattle	8 GP/8 GS
Antone Exum	Minnesota	9 GP/0 GS
Brandon Flowers	San Diego	8 GP/8 GS
Corey Fuller	Detroit	10 GP/2 GS
Kyle Fuller	Chicago	10 GP/8 GS
Shayne Graham	New Orleans	10 GP/10 GS
DeAngelo Hall ^{IR}	Washington	3 GP/3 GS
Derrick Hopkins ^{PS C}	Washington/Detroit	
Jayron Hosley	NY Giants	5 GP/1 GS
Will Montgomery	Denver	10 GP/2 GS
Joshua Morgan	Chicago	8 GP/6 GS
Vinston Painter	Cleveland	2 GP/0 GS
Eddie Royal	San Diego	10 GP/6 GS
Darryl Tapp	Detroit	10 GP/0 GS
Tyrod Taylor	Baltimore	1 GP/0 GS
Logan Thomas	Arizona	1 GP/0 GS
Michael Vick	New York Jets	8 GP/2 GS
Eddie Whitley ^{IR}	Arizona	
Ryan Williams ^{PS}	Dallas	
Jason Worilds	Pittsburgh	11 GP/11 GS

PS - practice squad; IR - injured reserve; C - cut since season started

COACHES/STAFF

Bruce Arians	Arizona Head Coach
Malcolm Blacken	Washington Dir. of Player Develop.
Eugene Chung	KC Asst. Off. Line
Keith Gray	Phi. Asst. S&C Coach
Chris Peduzzi	Phi. Head Athletic Trainer
Nick Rapone	Arizona Defensive Backs
Nick Sorensen	Sea Special Teams
Todd Washington	Balt. Assistant Off. Line



• From 2001-2013, there were 229 senior Tech football players on the roster with 213 earning their degree, 93 percent. By the time this year is over, 78 of 80 seniors since 2010 will have graduated from Tech.

• The Tech football program scored 977 for its multi-year APR – its highest score ever. Tech eclipsed its previous best score for the seventh straight year, and the Hokies' 977 score ranked fifth in the ACC behind Duke (992), Clemson (983), Georgia Tech (983) and BC (981).

THE FABULOUS FULLERS

• Virginia Tech has had plenty of success recruiting the household of Vincent and Nina Fuller up in Baltimore. There was Vincent, who went on to be drafted in the fourth round of the NFL Draft by Tennessee and spent eight years in the league. He played at Tech from 2001-04, recording eight career interceptions and is now in law school at Fordham University.

• In 2010, Kyle signed with the Hokies and had a big impact on the program, earning second-team All-America honors as a senior. He was a first-round pick of the Chicago Bears in the 2014 NFL Draft.

• The second-oldest Fuller, Corey, took a different route to Blacksburg. He signed to run track at Kansas and competed for two years in Lawrence. He decided to give football a try and transferred to Tech in 2010, sitting out a year as required by the NCAA. He had a break-out year as a receiver in his final season at Tech and ended up being drafted in the sixth round by the Detroit Lions in 2013. After spending last season on the practice squad, he made the 53-man squad this year.

• The youngest and final Fuller – Kendall – signed with the Hokies in 2013 and had an immediate impact as a true freshman last year, earning ACC Defensive Rookie of the Year honors after intercepting six passes.

IMPRESSIVE GENES

• **David Wang** comes from athletic parents, both of whom were members of the Chinese Olympic team. Wang has already graduated with a pair of degrees from Tech, one in 2011 in management and another in 2013 in marketing. He is working on a master's degree this fall.

• He is the brother of former Hokie Ed Wang, who made history in April of 2010 by becoming the first Chinese American to be drafted by an NFL team when Buffalo took him in the fourth round. Ed and David were featured on NFL China in 2010 as a crew came over from Beijing to do a story on American football.

• Wang made the move to center last year and was a stalwart inside, making all the calls for the line and earning All-ACC honors.

• Tech also holds the distinction of having the first Korean American drafted by an NFL team as Eugene Chung was taken by New England in the first round of the 1992 Draft. His son, Kyle, is a redshirt freshman offensive lineman for the Hokies this season.

TRIMBLE PART OF IMPRESSIVE FAMILY

• **Josh Trimble** is the fourth brother in his family to play football at the FBS level, but the first to take a different path. Older brothers Jeremy, Jordan and Justin all played for Army. Jeremy recently returned from a tour in South Korea while Jordan returned last year from a tour in Afghanistan. Justin graduated from West Point in 2013 and is stationed in Oklahoma. The four brothers are the son of former Bishop O'Connell football coach Steve Trimble, a Maryland defensive back who played four years in the NFL, who died of a heart attack in his school office in 2011. The elder Trimble was a member of the NFL's Broncos and Bears in the early '80s.

• Josh Trimble has gone from a walk-on to a starting outside linebacker in 2013 for the Hokies and earned a scholarship last preseason. Last year, he had 20 tackles and a sack, starting five games.

MORE IMPORTANT THINGS THAN FOOTBALL

• Senior **Kyshoen Jarrett** may be thriving at his rover position, but he knows there are way more important things in life than football.

• Jarrett's older brother, Daishawn Capers, has cerebral palsy and is legally blind. He is wheelchair-bound and needs help doing almost everything, relying on his brother and mother, Vinise Capers. In high school, Jarrett would often take care of Daishawn, either getting him ready for school in the morning or by watching him during the evenings when their mother was away.

• Though from Tannersville, Pennsylvania, Jarrett's mother and brother now live in North Carolina and come to almost every home game. Daishawn sits there waiting to hear his brother's name over the public address system, ready to cheer for his brother every time he makes a play.

• Jarrett is a converted cornerback who moved to the rover position in the spring of 2012 and now starts there while also seeing time as a punt returner.

• At Pitt in 2012, he broke off a 94-yard punt return for a touchdown, the second-longest return in school history

MORE ON THE FULLERS

VINCENT FULLER • CB

At VT: 142 tackles, 19 PBU, 8 INTs, 3 FR

Two TDs: 50-yd fumble return; 74-yd blocked FG return
Fourth-round pick of Tennessee; 8 years in the NFL

COREY FULLER • WR

At VT (2 seasons): 45 rec., 815 yds, 6 TDs

Ran track at Kansas before transferring
Sixth-round pick of Detroit; in second year in the NFL

KYLE FULLER • CB

At VT: 173 tackles, 23.5 TFL, 28 PBU, 6 INTs, 4 FF

Second-team All-American
One TD: recovered blocked punt in end zone
First-round pick of Chicago
NFC Defensive Rookie of the Month (Sept.); 3 INTs, 3 FF

KENDALL FULLER • CB

At VT (sophomore): 96 tackles, 24 PBU, 7 INTs, 2 FR, 1 FF

2013 ACC Defensive Rookie of the Year
Thorpe Award nominee; 47-yd INT for a touchdown at UNC
Considered one of the top CBs in the college game

OF NOTE: All four Fuller brothers scored for the Hokies, three coming in non-offensive fashion . . . If Kendall goes on to have a career that affords him playing time in the NFL, the four Fullers will become just the second group of four brothers to play in the NFL and the first group of four brothers to be drafted to the NFL out of the same college. Jim (Notre Dame), Joey (USC), Keith (USC) and Ross (Notre Dame) Browner are four brothers who played in the NFL in the late 1970s and 1980s, but went to different schools.

and the longest under head coach Frank Beamer. He averaged 13.9 yards per punt return that year, ninth-best in the FBS, and was third on the team last year with 71 tackles as he earned All-ACC honors as a defensive back.

AFRICAN CONNECTIONS

• **Ken Ekanem** has maintained a long-distance relationship with his father, who lives in Nigeria, since he was 11 years old. Ime Ekanem has seen Ken play football only a few times but will be in the stands for Tech's first three games this year, temporarily halting a campaign to become governor of the southern Nigerian state of Akwa Ibom.

• Freshman **Melvin Keihn** (pronounced CANE) was born in Monrovia, Liberia, but left the West African nation

OFFENSIVE LINE PLAY BREAKDOWN

(offensive plays only ... S-started; P-played; DNP-dressed, but did not play on offense; DND- did not dress; INJ-injured; R - redshirting; D - played defense that week)

	W&M	OSU	ECU	GT	WMU	NC	UP	UM	BC	DU	WF	VA	2014	Career
K. Chung	INJ	INJ	INJ	DND	DNP	P/3	DNP	DNP	DNP	DNP			3	3
A. Conte	S/69	S/79	S/89	S/70	S/64	S/72	S/66	S/38	S/38	P/29			614	627
C. Farris	S/69	S/79	S/92	S/74	S/60	S/76	S/35	P/32	P/40	S/47			604	1991
E. Gallo	P/7	DNP	DNP	DNP	P/4	P/3	DNP	DNP	DNP	DNP			14	14
L. Gibson	S/69	S/79	S/92	S/74	S/80	S/84	S/72	S/63	S/78	S/76			767	1574
W. Hansen	P/12	DNP	P/6	P/4	P/9	P/3	DNP	DNP	P/61	S/76			171	171
J. McLaughlin	S/63	S/79	S/86	S/74	S/75	S/74	S/72	S/63	S/17	INJ			603	1455
P. Osterloh	P/7	DNP	DNP	DNP	P/4	P/3	DNP	DNP	DNP	DNP			14	14
C. Pettit	DNP	DNP	DND	DND	INJ-R	INJ-R	INJ-R	INJ-R	INJ-R	INJ-R			0	0
B. Pfaff	P/5	DND	DNP	DNP	DNP	INJ	INJ-R	INJ-R	INJ-R	INJ-R			5	5
A. Smith	P/7	DNP	DNP	DNP	P/18	P/6	DNP	DNP	DNP	DNP			31	40
W. Teller	P/20	DNP	P/3	P/1	P/41	P/27	P/46	S/57	S/78	S/76			349	349
D. Wang	S/51	S/79	S/92	S/73	S/64	S/80	S/72	S/63	S/78	S/76			728	2180



THIS IS VIRGINIA TECH FOOTBALL

- Head coach Frank Beamer is the winningest active coach in the Football Bowl Subdivision (FBS) with 271 victories and is sixth all-time among FBS coaches in terms of career victories – ahead of such legends as Woody Hayes, Bo Schembechler, Tom Osborne, LaVell Edwards, Hayden Fry and Lou Holtz.
- No coach among the 125 active Division I-A head football coaches has been at his current school longer for more consecutive years than Coach Beamer, as he is in his 28th season at the helm of the Hokies' program.
- Coach Beamer is one of 10 all-time coaches in Division I/FBS to win 200 or more games at one college. Currently, only 36 coaches at all levels are in this group.
- In 11 of the past 13 years, Virginia Tech has graduated at least 70 percent of its football class and had two Academic All-Americans in 2011. From 2001-2013, there have been 229 senior Tech football players on the roster with 213 earning their degree, 93 percent. By the time this year is over, 74 of 77 seniors since 2010 will have graduated from Tech.
- Virginia Tech won 10 or more games in every year from 2004-2011, tied for the third-longest streak in the modern era. Tech has won 10 or more games 11 times over the past 15 seasons, and 13 of the past 18 seasons.
- With its trip to the Hyundai Sun Bowl last year, Virginia Tech is now one of only two teams to go to at least 21 bowls in a row. The other one is Florida State (32) after Florida had its 22-year streak broken last season.
- Tech is one of only six programs in college football history to go to a bowl in at least 21 straight years, Nebraska (35), Michigan (33), Florida State (32; active), Alabama (25), Florida (22) and Tech (21; active).
- Head coach Frank Beamer (21) is one of only four coaches all-time to lead a program to 21 or more straight bowl games, joining Bobby Bowden (Florida State, 28), Tom Osborne (Nebraska, 25) and Paul "Bear" Bryant (Alabama, 24).
- Virginia Tech has been a consistent winner since the mid-90s, winning an average of 9.2 games per year during the current streak of 21 straight seasons capped by bowl appearances.
- Since joining the ACC prior to the 2004 season, Virginia Tech has compiled an 104-39 overall record, the best mark of any school in the conference. Tech's 64-22 league record (67-24 if you count the title game outcomes) and four league crowns are also the best among league teams during that span.
- Since 1980, Tech is one of just nine schools to produce a No. 1 overall pick in the NFL at least twice. The other schools are Auburn (3), Miami (2), Ohio State (2), Southern Cal (2), Penn State (2), Stanford (2), South Carolina (2) and Oklahoma (2).

when he was 8 years old and hasn't been back. His father, Baimda, lives in the States, but his mother, Satta, still lives in Liberia. Keihn gets to talk to her every 2-3 weeks to keep her abreast of how he's doing at school.

YOUNG WIDEOUTS

- A pair of true freshmen in **Isaiah Ford** and **Cam Phillips** have shot to the top of the depth chart and are among the leaders already at the wide receiver spot. Ford, who hails from Jacksonville, is tied for the team lead in touchdown catches (6) while Phillips is improving each week as evidenced by his seven-catch, one-touchdown performance against both East Carolina and Pitt.
- Ford, who became just the second true freshman wide receiver to start the opening game of the season, will join the basketball team at Tech in January when the season is over as a point guard. He averaged 30.1 points per game his senior season, including 59 points against Eagle View as a senior.
- Ford has already set a new school record for receptions by a freshman with 45, passing **Joshua Stanford's** 40 in 2013 with Phillips behind him with 32 catches.

- The freshman trio of Ford (6), Phillips (2) and **Bucky Hodges** (6) have combined to catch 14 of the 16 touchdown passes thrown by **Michael Brewer** and Mark Leal this season.

THE BAHAMA BREEZE

- One of Tech's speediest players in its receiving corps isn't even from the United States as junior **Demitri Knowles** hails from Freeport, Grand Bahamas.
- Knowles was born and raised in The Bahamas and grew up competing in swimming and track before moving to Lynchburg, Virginia, to try his hand at football. After spending just two seasons at Liberty Christian Academy playing a sport he really knew nothing about before he was 14 years old, Knowles is making strides in the game.
- Knowles' only exposure to the game before his high school years – other than watching Miami Dolphins and Miami Hurricanes games on television – was playing it in his backyard.
- But then, Devard Darling, a native of The Bahamas and a former Florida State and Washington State receiver who was on NFL rosters for seven seasons with the Baltimore Ravens, Kansas City Chiefs and Houston Texans,

brought a football camp to Freeport. Knowles attended the camp, and won Most Valuable Player honors. He was hooked and moved to Virginia for his final two years of high school, where his speed caught the eye of Virginia Tech coaches.

HOKIE PRIDE

- Virginia Tech football has always prided itself on taking care of its players before, during and after their time in Blacksburg. A testament to the family atmosphere created is the roster of former Hokie players serving in some capacity with the football team in the athletic department.
- Nick Acree (*G.A.; weight room*)
- Frank Beamer (*head coach*)
- Shane Beamer (*assoc. head coach*)
- Cornell Brown (*asst. coach*)
- Mike Burnop (*radio color commentator*)
- Cory Byrd (*SAASS coordinator*)
- David Everett (*Hokie Club*)
- Jarrett Ferguson (*strength & conditioning coach*)
- Torrian Gray (*asst. coach*)
- Kevin Jones (*special asst. to the AD*)
- John Moody (*Hokie Club*)
- Greg Nosal (*G.A. coach*)
- Keith Short (*strength & conditioning coach*)

- Five of Frank Beamer's nine assistant coaches, plus one of the GAs, played for him either at Murray State (Bud Foster, Charley Wiles) or Tech (Shane Beamer, Cornell Brown, Torrian Gray, plus G.A. Greg Nosal).

DOING GOOD DEEDS

- Head coach **Frank Beamer** is a strong believer in giving back to the community. He founded Herma's Readers in 2008, and in 2012, the team helped raise money for Wounded Warrior Project.
- The team has also raised money to help support Breast Cancer Awareness and Ewing's sarcoma cancer.
- Herma's Readers is a non-profit organization that promotes the power of reading and literacy to youngsters during their formative years, grades K-3. The organization was formed as a tribute to Tech head football coach Frank Beamer's late mother, Herma, a teacher for over 30 years in the Commonwealth of Virginia. Herma's Readers has delivered thousands of new and used books collected at Virginia Tech football games to youngsters throughout the Commonwealth.

WALK-ON TO STARTER FOR ROGERS

- **Sam Rogers** entered the 2013 camp as a walk-on fullback in the No. 4 position on the depth chart, but was the starter by the first game and is back in that role this year. He chose to walk-on at Tech over scholarship offers at Bucknell and St. Francis, as well as walk-on opportunities at Virginia, Richmond and William & Mary.
- At 5-foot-10, 222 pounds, Rogers did it all for Hanover High in Mechanicsville (outside Richmond), playing quarterback, receiver, running back and multiple positions on defense, earning first-team all-state honors as a utility player. His brother, Ben, was an All-America center on the Division III level for Hampden-Sydney College.



M*A*S*H UNIT

• Virginia Tech has been bit by the injury bug this season as nearly a dozen players have either been lost for the season or for significant time.

Out for Season

Brent Benedict (leg) • OL
Desmond Frye (shoulder) • DB
Sean Huelskamp (knee) • LB
Luther Maddy (knee) • DL
Shai McKenzie (knee) • TB
Jonathan McLaughlin (ankle) • OL
Colt Pettit (shoulder) • OL
Braxton Pfaff (shoulder) • OL
Mark Shuman (knee) • OL
Marshawn Williams (knee) • TB (*awaiting MRI*)

Missed Significant Time

Kalvin Cline (knee) • TE (hasn't played this year)
Trey Edmunds (clavicle) • TB (missed last 4 games)
Brandon Facyson (leg) • DB (missed last 7 games)
Chase Williams (knee) • LB (missed last 3 games)

• Rogers earned the President's Award (player who demonstrates the most outstanding leadership during the offseason program and spring workouts) for the offense at the end of the spring session.

THE LEADER OF THE D ... AND HIS FAMILY

• Senior free safety **Detrick Bonner** is the quiet quarterback of the Hokie defense as the leader in the secondary. He's also the leader of his family. The Georgia native has six siblings and was often in charge of the children while his mother worked long hours. One of his younger brothers, Alvin Hill plays, defensive back for the University of Maryland.

TIGHT ENDS IN THE SPOTLIGHT

• It's no secret that offensive coordinator Scot Loeffler likes to utilize the tight ends in his offense. Last year, he lost projected starter **Ryan Malleck** for the year in the preseason and had to scramble to rework his schemes. This year, Malleck is back, along with several other big bodies who will factor in this season.

• Malleck, a 6-5, 242-pound redshirt junior, sustained a left rotator cuff tear/labral tear during the preseason and missed the 2013 season. In 2012, he caught 17 passes for 174 yards and is expected to do big things this year.

• **Bucky Hodges** is the biggest of the bunch, checking in at 6-6, 244 pounds. The redshirt freshman came to Tech as a quarterback, but spent last year on the scout team terrorizing the defense at tight end and made the permanent move in the spring.

• Here's a list of tight ends under head coach Frank Beamer who have caught 20 or more passes in a season:

Rec.	Player	Year	Yds.	TD
38	Steve Johnson	1987	475	3
35	Bucky Hodges	2014	417	6
26	Jeff King	2005	292	6
26	Kalvin Cline	2013	321	2
25	Jeff King	2004	304	4
22	Greg Boone	2008	278	2
21	Greg Daniels	1991	205	1
20	Andre Smith	2010	195	5
20	Ryan Malleck	2014	176	1

• The Tech record for catches by a tight end in a season belongs to Hokie Hall of Famer and current Virginia Tech IMG Radio Network color analyst Mike Burnop, who had 46 receptions in 1971 for 558 yards and two scores, coming in just 11 games.

ON THE ACTIVE LISTS

Interceptions

Kendall Fuller	7
Detrick Bonner	5
Brandon Facyson	5
Kyshoen Jarrett	4
Derek Di Nardo	2
Donovan Riley	2
Deon Clarke	1
Corey Marshall	1
Dadi Nicolas	1

Blocked Kicks

Dadi Nicolas	2
--------------	---

Non-Offensive Touchdowns

Detrick Bonner	1
Derek Di Nardo	1
Kendall Fuller	1
Kyshoen Jarrett	1
Demitri Knowles	1
Andrew Motuapuaka	1
Donovan Riley	1

MADDY AND DADI: THE HAITIAN SENSATIONS

• Virginia Tech features a pair of Delray Beach, Florida, products on its defensive line in tackle **Luther Maddy** and end **Dadi Nicolas**. Both of Haitian descent, the lightly recruited players from Atlantic High are both making a big impact for the Hokies. Maddy had 55 tackles last season, including 13.5 tackles for loss and 6.5 sacks, while Nicolas had 32 tackles, including seven tackles for loss and four sacks.

• Both are on track to graduate from Virginia Tech this fall, Maddy with a degree in apparel, housing and resources management and Nicolas (a junior) with a degree in sociology.

2014 STARTERS GAME BY GAME

Offense	FL	LT	LG	C	RG	RT	TE	QB	FB	TB	SE
W&M	Stanford	Gibson	Wang	Farris	Conte	McLaughlin	Malleck	Brewer	Rogers	Coleman	Ford
Ohio State	Hodges (TE)	Gibson	Wang	Farris	Conte	McLaughlin	Malleck	Brewer	Rogers	M. Williams	Phillips
E. Carolina	Stanford	Gibson	Wang	Farris	Conte	McLaughlin	Malleck	Brewer	Rogers	M. Williams	Ford
Georgia Tech	Phillips	Gibson	Wang	Farris	Conte	McLaughlin	Hodges	Brewer	Byrn (WR)	M. Williams	Ford
Western Mich.	Phillips	Gibson	Wang	Farris	Conte	McLaughlin	Malleck	Brewer	Rogers	M. Williams	Hodges (TE)
North Carolina	Phillips	Gibson	Wang	Farris	Conte	McLaughlin	Malleck	Brewer	Hodges (TE)	M. Williams	Ford
Pittsburgh	Phillips	Gibson	Wang	Farris	Conte	McLaughlin	Malleck	Brewer	Hodges (TE)	Rogers	Ford
Miami	Phillips	Gibson	Teller	Wang	Conte	McLaughlin	Malleck	Brewer	Hodges (TE)	M. Williams	Ford
Boston College	Stanford	Gibson	Teller	Wang	Conte	McLaughlin	Malleck	Brewer	Hodges (TE)	M. Williams	Ford
Duke	Phillips	Gibson	Teller	Wang	Farris	Hansen	Malleck	Brewer	Hodges (TE)	M. Williams	Ford
Boston College											
Virginia											
Defense	DE	DT	DT	DE	ILB	ILB	WHIP	CB	ROVER	FS	CB
W&M	Nicolas	Marshall	Maddy	Ekanem	Clarke	C. Williams	Di Nardo	Fuller	Jarrett	Bonner	Facyson
Ohio State	Nicolas	Marshall	Maddy	Ekanem	Clarke	C. Williams	Clark (NB)	Fuller	Jarrett	Bonner	Facyson
E. Carolina	Nicolas	N. Williams	Maddy	Ekanem	Clarke	C. Williams	Clark (NB)	Fuller	Jarrett	Bonner	Facyson
Georgia Tech	Nicolas	Baron	Maddy	Ekanem	Clarke	C. Williams	Jarrett (NB)	Fuller	Riley	Bonner	Clark
Western Mich.	Nicolas	Marshall	N. Williams	Ekanem	Clarke	C. Williams	Clark (NB)	Fuller	Greene	Bonner	Riley
North Carolina	Nicolas	Marshall	N. Williams	Ekanem	Clarke	C. Williams	Clark (NB)	Fuller	Jarrett	Bonner	Riley
Pittsburgh	Nicolas	Marshall	N. Williams	Ekanem	Clarke	C. Williams	Di Nardo	Fuller	Jarrett	Bonner	Clark
Miami	Nicolas	Marshall	N. Williams	Ekanem	Clarke	Motuapuaka	Riley (NB)	Fuller	Jarrett	Bonner	Clark
Boston College	Nicolas	Marshall	N. Williams	Ekanem	Clarke	Motuapuaka	Di Nardo	Fuller	Jarrett	Bonner	Clark
Duke	Nicolas	Marshall	N. Williams	Ekanem	Clarke	Motuapuaka	Riley (NB)	Fuller	Jarrett	Bonner	Clark
Boston College											
Virginia											



PLAY BREAKDOWN

No.	Name	O	D	ST	T
1	Isaiah Ford	677	0	0	677
2	Donovan Riley	0	407	109	516
3	Greg Stroman	0	12	101	113
4	J.C. Coleman	87	0	52	139
4	Ken Ekanem	0	546	94	640
5	Joshua Stanford	189	0	0	189
6	Mark Leal - x	20	0	0	20
7	Bucky Hodges	488	0	51	539
8	Detrick Bonner	0	647	52	699
9	Brenden Motley	6	0	0	6
11	Kendall Fuller	0	648	97	745
12	Michael Brewer	748	0	0	748
13	Chris Durkin	0	0	0	0
14	Trey Edmunds	44	0	38	82
15	Joel Caleb	60	0	94	154
16	Carlis Parker	11	0	0	11
17	Andrew Ford	0	0	0	0
18	Cam Phillips	485	0	36	521
19	Chuck Clark	0	621	50	671
20	Deon Newsome	68	0	121	189
21	C.J. Reavis	0	11	73	84
22	Shai McKenzie	85	0	0	85
23	Der'Woun Greene	0	27	39	66
24	Anthony Shegog	0	4	6	10
25	Jerome Wright	10	0	0	10
26	Desmond Frye	0	6	6	12
27	A.J. Hughes	0	0	99	99
28	Michael Santamaria	0	0	0	0
29	Greg Jones	0	0	66	66
30	Mitchell Ludwig	0	0	28	28
31	Brandon Facyson	0	103	7	110
32	Josh Trimble	0	0	185	185
33	Darius Redman	23	0	37	60
34	Kyshoen Jarrett	0	635	48	683
35	Dahman McKinnon	0	7	21	28
36	Chase Williams	0	416	56	472
37	Ronny Vandyke	0	9	244	253
38	Michael Branthover	0	0	0	0
39	Daniel Dyer	2	0	20	22
40	Deon Clarke	0	652	48	700
41	Derek Di Nardo	0	244	109	253
42	Marshawn Williams	205	0	0	205
43	Seth Dooley	0	83	138	221
45	Sam Rogers	422	0	143	565
46	Joey Slye	0	0	70	70
47	Greg Gadell	9	0	4	13
48	Carson Wise	0	0	0	0
49	Dakota Jackson	11	0	13	24
50	Jamieon Moss	0	0	92	92
51	Melvin Keihn	0	5	99	104
54	Andrew Motuapuaka	0	248	75	323
56	Sean Huelskamp	0	0	10	10
57	Wyatt Teller	349	0	48	397
59	Eddie D'Antuono	0	0	109	109
60	Woody Baron	0	149	6	155
61	Kyle Chung	3	0	0	3
63	Laurence Gibson	767	0	45	812
64	Eric Gallo	14	0	0	14
65	Colton Taylor	0	0	0	0
67	Parker Osterloh	10	0	10	20
71	Jonathan McLaughlin	603	0	40	643
72	Augie Conte	614	0	48	662
74	Braxton Pfaff	5	0	0	5
75	Alston Smith	31	0	0	31
76	David Wang	728	0	0	728
77	Wade Hansen	171	0	67	238
79	Caleb Farris	604	0	0	604
80	Demitri Knowles	51	0	24	75
81	Kevin Asante	13	0	31	44
82	Willie Byrn	314	0	1	315
83	Charley Meyer	0	0	83	83
87	Dewayne Alford	0	77	54	131
88	Ryan Malleck	494	0	77	571
89	Kalvin Cline	58	0	9	67
90	Dadi Nicolas	0	565	56	621
92	Luther Maddy	0	201	18	219
93	Jeremy Haynes	0	0	41	41
95	Nigel Williams	0	387	80	467
96	Corey Marshall	0	425	13	438
98	Ricky Walker	0	80	41	121

THE PAPERBOY KEEPS DELIVERING

• Heading into last season, **Willie Byrn** had one career reception. Last season alone, he led the team with 51 catches, compiling 660 yards and two touchdowns. Nicknamed "The Paperboy" by offensive coordinator **Scot Loeffler** because "he always delivers," Byrn was a steady veteran on a young offense last year.

• The former walk-on earned a scholarship last preseason and his 51 catches last year were the fifth-most in a single season at Tech.

EXCALIBUR WORTHY

• Tech offensive linemen **Augie Conte**, **Wyatt Teller** and **Laurence Gibson** earned Excalibur Awards this summer, the top honor in Dr. Mike Gentry's strength and conditioning program. The Excalibur Award is more comprehensive than the program's other honors (e.g. Super Iron Hokie, Iron Hokie, etc.), looking at all areas of football strength and conditioning from strength and power to acceleration, speed, flexibility and agility.

• The trio became the first Tech football players to earn the award since former standouts Marcus Davis and Joey Phillips received the honor in 2012. They became the first offensive linemen to earn the honor since Brandon Frye won it back in 2006.

• Conte led all Tech players in the bench press (440 pounds), front squat (460) and push jerk (385). Teller finished second behind Conte in the front squat (450) and push jerk (375), and he actually tied Conte in the bench press, but Conte is considered the leader because he weighs less than Teller (weight is the tiebreaker). Gibson led all Tech players in the power clean (385) and finished fourth in the bench press (430) and fifth in the push jerk (340). Gibson's 385-pound power clean broke the position record for an offensive tackle.

SCORING IN DIFFERENT WAYS

• During Frank Beamer's time at Tech, a player at every position on the defensive unit has produced at least one touchdown, and 40 different players have scored touchdowns while playing on Tech's special teams.

• Altogether, the defense and special teams have combined for 137 TDs since Beamer arrived in 1987.

• Under Beamer, Tech's defense has scored 85 TDs (57 on interceptions, 26 on fumble returns, two on fumble recoveries). The special teams have added 52 TDs (18 on blocked punts, 19 on punt returns, nine on kickoff returns, four on blocked field goals, one on a fumble recovery and one on a fumble return).

• Under Beamer, 88 different players on defense and special teams have scored TDs.

THE GAME ON RADIO

• All Virginia Tech football games can be heard throughout Virginia and much of the mid-Atlantic region on the Virginia Tech IMG Sports Network. Eleven-time Virginia SportsCaster of the Year Bill Roth (play-by-play), Hokies' Hall of Famer Mike Burnop (analyst) and Drew Banyon (scoreboard anchor) comprise Virginia Tech football's on-air broadcast crew.

• The 2014 season marks Roth and Burnop's 27th season together in the Virginia Tech radio booth, making them one of the longest-tenured active duos in the FBS.

START CHARTS

Offense	'14	Current Streak	Career
Brewer, M.	10	10	10
Byrn, W.	1	-	8
Caleb, J.	-	-	1
Cline, K.	-	-	7
Coleman, J.C.	1	-	8
Conte, A.	9	-	9
Edmunds, T.	-	-	10
Farris, C.	8	1	26
Ford, I.	8	5	8
Gibson, L.	10	14	16
Hansen, W.	1	1	1
Hodges, B.	9	9	9
Knowles, D.	-	-	10
Malleck, R.	9	6	16
McLaughlin, J.	9	-	23
Meyer, C.	-	-	3
Parker, C.	-	-	1
Phillips, C.	7	6	7
Redman, D.	-	-	1
Rogers, S.	5	-	6
Stanford, J.	1	-	15
Teller, W.	3	3	3
Wang, D.	10	23	33
Williams, M.	8	3	8

Defense	'14	Current Streak	Career
Baron, W.	2	-	2
Bonner, D.	10	37	40
Clark, C.	9	9	11
Clarke, D.	10	10	10
Di Nardo, D.	3	-	3
Ekanem, K.	10	10	10
Facyson, B.	3	-	12
Fuller, K.	10	13	22
Greene, D.	1	-	1
Jarrett, K.	9	5	35
Maddy, L.	4	-	33
Marshall, C.	7	5	12
Motuapuaka, A.	3	3	3
Nicolas, D.	10	10	11
Riley, D.	5	1	5
Trimble, J.	-	-	5
Vandyke, R.	-	-	2
Williams, C.	7	-	8
Williams, N.	8	7	8

Specialists	'14	Current Streak	Career
Branthover, M. (KO/PK)	-	-	14
D'Antuono, E. (LS)	10	23	23
Hughes, A.J. (P)	10	36	36
Ludwig, M. (KO)	5	-	13
Slye, J. (PK/KO)	10	10	10

STARTED EVERY GAME IN 2014

Offense (3): Brewer, Gibson, Wang

Defense (5): Bonner, Clarke, Ekanem, Fuller, Nicolas

Specialists (3): D'Antuono, Hughes, Slye

LONGEST ACTIVE STREAKS

Detrick Bonner	37
A.J. Hughes	36
David Wang	23
Eddie D'Antuono	23



VIRGINIA TECH DEPTH CHART

OFFENSE (MULTIPLE/PRO STYLE)

SE	1	<i>Isaiah Ford</i>	6-1	174	Fr.	Jacksonville, FL	
	5	Joshua Stanford	6-1	200	So.	Mississauga, Ontario, Canada	
	20	Deon Newsome	5-11	186	r-Fr.	Hampton, VA	
TE	88	Ryan Malleck	6-5	242	r-Jr.	Point Pleasant, NJ	
	7	Bucky Hodges	6-6	244	r-Fr.	Virginia Beach, VA	
LT	63	Laurence Gibson	6-6	297	r-Sr.	Sierra Vista, AZ	
	67	Parker Osterloh	6-8	327	r-Fr.	Williamsburg, VA	OH-ster-low
LG	57	Wyatt Teller	6-6	301	r-Fr.	Bealeton, VA	
	75	Alston Smith	6-2	279	r-So.	Virginia Beach, VA	
C	76	David Wang	6-2	308	r-Sr. (6th Yr)	Ashburn, VA	
	64	<i>Eric Gallo</i>	6-2	298	Fr.	Richboro, PA	
RG	79	Caleb Farris	6-3	300	Sr.	Lexington, VA	
	61	Kyle Chung	6-3	286	r-Fr.	Ponte Vedra Beach, VA	
RT	77	Wade Hansen	6-5	282	r-Jr.	Troy, NY	
	72	Augie Conte	6-6	295	r-So.	Fredericksburg, VA	CON-tee
TB	4	J.C. Coleman	5-7	194	Jr.	Chesapeake, VA	
	25	Jerome Wright	6-2	225	So.	Richmond, VA	
	15	Joel Caleb	6-2	200	r-So.	Clover Hill, VA	
FB	45	Sam Rogers	5-10	222	So.	Mechanicsville, VA	
	47	Greg Gadell	5-10	209	r-Sr.	Vienna, VA	guh-DELL
QB	12	Michael Brewer	6-0	200	r-Jr.	Lake Travis, TX	
	9	Brenden Motley	6-4	214	r-So.	Christiansburg, VA	
FL	18	Cam Phillips	6-1	190	Fr.	Laurel, MD	
	82	Willie Byrn	5-11	187	r-Sr.	Virginia Beach, VA	
	80	Demitri Knowles	6-1	178	r-Jr.	Freeport, Bahamas	

DEFENSE (4-2-5)

DE	90	Dadi Nicolas	6-4	231	r-Jr.	Delray Beach, FL	daddy
	87	Dewayne Alford	6-2	250	r-So.	Suffolk, VA	
DT	96	Corey Marshall	6-2	262	r-Jr.	North Dinwiddie, VA	
	60	Woody Baron	6-1	265	So.	Nashville, TN	
DT	95	Nigel Williams	6-2	291	r-So.	Richmond, VA	
	98	<i>Ricky Walker</i>	6-3	286	Fr.	Hampton, VA	
DE	4	Ken Ekanem	6-3	249	r-So.	Centreville, VA	ee-KAN-em
	43	Seth Dooley	6-5	248	r-Fr.	Salem, VA	
LB	54	Andrew Motuapuaka	6-0	231	r-Fr.	Virginia Beach, VA	OR
	36	Chase Williams	6-2	215	r-Sr.	Leesburg, VA	mo-TOO-uh-poo-WAH-kuh
LB	35	Dahman McKinnon	6-1	213	r-So.	Hope Mills, NC	
	40	Deon Clarke	6-2	213	Jr.	Richmond, VA	
OLB	37	Ronny Vandyke	6-4	219	r-Jr.	Lorton, VA	
	41	Derek Di Nardo	6-0	210	r-Sr.	Virginia Beach, VA	
ROV	32	Josh Trimble	6-1	217	r-Jr.	Ashburn, VA	
	34	Kyshoen Jarrett	5-11	200	Sr.	Tannersville, PA	KY-shawn
CB	23	Der'Woun Greene	5-10	187	r-So.	Portsmouth, VA	DARE-ee-on
	11	Kendall Fuller	6-0	190	So.	Baltimore, MD	
FS	3	<i>Greg Stroman</i>	6-0	164	Fr.	Bristow, VA	
	8	Detrick Bonner	6-1	206	r-Sr.	McDonough, GA	DEE-trick
CB	21	C.J. Reavis	6-1	207	Fr.	Chester, VA	REE-vis
	24	Anthony Shegog	6-2	207	r-Fr.	Stafford, VA	
CB	19	Chuck Clark	6-0	208	So.	Suffolk, VA	
	2	Donovan Riley	5-11	207	Jr.	Baltimore, MD	

SPECIALISTS

P	27	A.J. Hughes	6-1	209	Jr.	Terre Haute, IN	
	30	Mitchell Ludwig	5-11	202	So.	Abingdon, VA	
PK	46	Joey Slye	5-10	216	Fr.	Stafford, VA	
	48	<i>Carson Wise</i>	5-9	157	Fr.	Blacksburg, VA	
SN	59	Eddie D'Antuono	6-6	267	r-So.	Alexandria, VA	dan-TWAH-no
	65	Colton Taylor	6-0	221	r-Fr.	Salem, VA	
H	27	A.J. Hughes	6-1	209	Jr.	Terre Haute, IN	
	91	<i>Joe Callas</i>	6-0	190	Fr.	Chantilly, VA	
KO	30	Mitchell Ludwig	5-11	202	So.	Abingdon, VA	OR
	46	Joey Slye	5-10	216	Fr.	Stafford, VA	
KOR	4	J.C. Coleman	5-7	191	So.	Chesapeake, VA	AND
	20	Deon Newsome	5-11	186	r-Fr.	Hampton, VA	
PR	80	Demitri Knowles	6-1	178	r-Jr.	Freeport, Bahamas	
	3	Greg Stroman	6-0	164	Fr.	Bristow, VA	AND
PR	34	Kyshoen Jarrett	5-11	200	Sr.	Tannersville, PA	

italics indicates true freshman



2014 VIRGINIA TECH ROSTER

NUMERICAL ROSTER		No.	Name	vl	Pos.	Ht.	Wt.	Cl.	Hometown	High School	
1	Isaiah Ford	WR	87	Dewayne Alford	1	DE	6-2	250	r-So.	Suffolk, Va.	Nansemond River
2	Donovan Riley	CB	81	Kevin Asante	1	WR	6-0	184	r-Jr.	Charlotte, N.C.	Mallard Creek
3	Greg Stroman	CB	60	Woody Baron	1	DT	6-1	265	So.	Nashville, Tenn.	Brentwood Academy
4	J.C. Coleman	TB	8	Detrick Bonner	3	FS	6-1	206	r-Sr.	McDonough, Ga.	Luella
4	Ken Ekanem	DE	38	Michael Branthover	2	PK	5-9	202	Sr.	Dayton, Md.	DeMatha
7	Bucky Hodges	TE	12	Michael Brewer	-	QB	6-0	200	r-Jr.	Lake Travis, Texas	Lake Travis
8	Detrick Bonner	FS	82	Willie Byrn	2	WR	5-11	187	r-Sr.	Virginia Beach, Va.	First Colonial
9	Brenden Motley	QB	15	Joel Caleb	-	TB	6-2	200	r-So.	Midlothian, Va.	Clover Hill
11	Kendall Fuller	CB	91	Joe Callas	-	LS	6-0	190	Fr.	Chantilly, Va.	Westfield
12	Michael Brewer	QB	61	Kyle Chung	-	OL	6-3	286	r-Fr.	Ponte Vedra Beach, Fla.	Ponte Vedra
13	Chris Durkin	QB	19	Chuck Clark	1	CB	6-0	208	So.	Suffolk, Va.	King's Fork
14	Trey Edmunds	TB	40	Deon Clarke	-	LB	6-2	213	Jr.	Richmond, Va.	L.C. Bird
15	Joel Caleb	TB	89	Kalvin Cline	1	TE	6-4	240	So.	Boca Raton, Fla.	Pine Crest
16	Carlis Parker	WR	4	J.C. Coleman	2	TB	5-7	194	Jr.	Chesapeake, Va.	Oscar Smith
17	Andrew Ford	QB	72	Augie Conte	1	OL	6-6	295	r-So.	Richmond, Va.	Blessed Sacrament Huguenot
18	Cam Phillips	WR	59	Eddie D'Antuono	1	LS	6-6	267	r-So.	Alexandria, Va.	Bishop Ireton
19	Chuck Clark	CB	41	Derek Di Nardo	3	OLB	6-0	210	r-Sr.	Virginia Beach, Va.	Cox
20	Deon Newsome	WR	43	Seth Dooley	-	DE	6-5	248	r-Fr.	Salem, Va.	Glenvar
21	C.J. Reavis	FS	13	Chris Durkin	-	QB	6-4	235	Fr.	Poland, Ohio	Ursuline
22	Shai McKenzie	TB	39	Daniel Dyer	3	TB	5-10	203	r-Sr.	Salem, Va.	Salem
23	Der'Woun Greene	ROV	14	Trey Edmunds	1	TB	6-1	221	r-So.	Danville, Va.	Dan River
24	Anthony Shegog	ROV	4	Ken Ekanem	1	DE	6-3	249	r-So.	Centreville, Va.	Centreville
25	Jerome Wright	TB	31	Brandon Facyson	1	CB	6-2	189	So.	Newnan, Ga.	Northgate
26	Zach Snell	ROV	79	Caleb Farris	2	OL	6-3	300	Sr.	Lexington, Va.	Rockbridge
26	Desmond Frye (inj.)	FS	17	Andrew Ford	-	QB	6-3	205	Fr.	Camp Hill, Pa.	Cedar Cliff
27	A.J. Hughes	P	1	Isaiah Ford	-	WR	6-1	174	Fr.	Jacksonville, Fla.	Trinity Christian
28	Michael Santamaria	PK	26	Desmond Frye	2	FS	6-2	198	Jr.	Chester, Va.	Thomas Dale
29	Greg Jones	FS	11	Kendall Fuller	1	CB	6-0	190	So.	Baltimore, Md.	Our Lady Of Good Counsel
30	Mitchell Ludwig	PK/P	47	Greg Gadell	1	FB	5-10	209	r-Sr.	Vienna, Va.	Bishop O'Connell
31	Brandon Facyson (inj.)	CB	64	Eric Gallo	-	OL	6-2	298	Fr.	Richboro, Pa.	Council Rock South
32	Josh Trimble	OLB	63	Laurence Gibson	2	OL	6-6	297	r-Sr.	Sierra Vista, Ariz.	Buena
33	Darius Redman	TE	23	Der'Woun Greene	1	ROV	5-10	187	r-So.	Portsmouth, Va.	Woodrow Wilson
34	Kyshoen Jarrett	ROV	77	Wade Hansen	-	OL	6-5	282	r-Jr.	Troy, N.Y.	Tamarac
35	Dahman McKinnon	LB	93	Jeremy Haynes	-	DE	6-3	226	r-So.	Lorton, Va.	South County
36	Chase Williams	LB	7	Bucky Hodges	-	TE	6-6	244	r-Fr.	Virginia Beach, Va.	Salem
37	Ronny Vandyke	OLB	56	Sean Huelskamp	-	LB	6-1	216	r-Fr.	Centreville, Va.	Chantilly
38	Michael Branthover	PK	27	A.J. Hughes	2	P	6-1	209	Jr.	Terre Haute, Ind.	Terre Haute North Vigo
39	Daniel Dyer	TB	49	Dakota Jackson	-	TE	6-3	259	r-So.	Roanoke, Va.	Northside
40	Deon Clarke	LB	34	Kyshoen Jarrett	3	ROV	5-11	200	Sr.	Tannersville, Pa.	East Stroudsburg South
41	Derek Di Nardo	LB	29	Greg Jones	-	FS	6-2	202	r-So.	Lorton, Va.	Lake Braddock
42	Marshawn Williams (inj.)	TB	51	Melvin Keihn	-	DE	6-1	209	Fr.	Towson, Md.	Gilman School
43	Seth Dooley	DE	80	Demitri Knowles	2	WR	6-1	182	r-Jr.	Freeport, Bahamas	Liberty Christian (Va.) Academy
44	Devin Vandyke	LB	30	Mitchell Ludwig	1	P	5-11	202	So.	Abingdon, Va.	Abingdon
45	Sam Rogers	FB	92	Luther Maddy	3	DT	6-1	293	Sr.	Delray Beach, Fla.	Atlantic
46	Joey Slye	PK	88	Ryan Malleck	2	TE	6-5	242	r-Jr.	Point Pleasant, N.J.	Point Pleasant Borough
47	Greg Gadell	FB	96	Corey Marshall	2	DT	6-2	262	r-Jr.	North Dinwiddie, Va.	Dinwiddie
48	Carson Wise	PK	22	Shai McKenzie	-	TB	5-11	221	Fr.	Washington, Pa.	Washington
49	Dakota Jackson	TE	35	Dahman McKinnon	1	LB	6-1	213	r-So.	Hope Mills, N.C.	South View
50	Jamieon Moss	LB	71	Jonathan McLaughlin	1	OL	6-5	306	So.	Mauldin, S.C.	Mauldin
51	Melvin Keihn	DE	83	Charley Meyer	1	WR	6-1	211	r-So.	Richmond, Va.	Benedictine
54	Andrew Motuapuaka	LB	50	Jamieon Moss	-	LB	6-1	211	r-Fr.	Elizabeth City, N.C.	Northeastern
56	Sean Huelskamp (inj.)	LB	9	Brenden Motley	-	QB	6-4	214	r-So.	Christiansburg, Va.	Christiansburg
57	Wyatt Teller	OL	54	Andrew Motuapuaka	-	LB	6-0	231	r-Fr.	Virginia Beach, Va.	Salem
58	Colt Pettit (inj.)	OL	20	Deon Newsome	-	WR	5-11	186	r-Fr.	Hampton, Va.	Hampton
59	Eddie D'Antuono	LS	90	Dadi Nicolas	2	DE	6-4	231	r-Jr.	Delray Beach, Fla.	Atlantic
60	Woody Baron	DT	67	Parker Osterloh	-	OL	6-8	327	r-Fr.	Williamsburg, Va.	Warhill
61	Kyle Chung	OL	16	Carlis Parker	1	WR	6-4	188	So.	Statesville, N.C.	Statesville
63	Laurence Gibson	OL	58	Colt Pettit	-	OL	6-3	266	Fr.	Deshler, Ohio	Patrick Henry
64	Eric Gallo	OL	74	Braxton Pfaff	-	OL	6-5	309	Fr.	Lynchburg, Va.	Liberty Christian Academy
65	Colton Taylor	LS	18	Cam Phillips	-	WR	6-1	190	Fr.	Laurel, Md.	DeMatha
67	Parker Osterloh	OL	21	C.J. Reavis	-	FS	6-1	207	Fr.	Chester, Va.	Thomas Dale



2014 VIRGINIA TECH ROSTER

71	Jonathan McLaughlin (inj.)	OL	33	Darius Redman	1	TE	6-4	271	r-Jr.	Washington, D.C.	H.D. Woodson
72	Augie Conte	OL	2	Donovan Riley	2	CB	5-11	207	Jr.	Baltimore, Md.	Baltimore Poly
74	Braxton Pfaff (inj.)	OL	45	Sam Rogers	1	FB	5-10	222	So.	Mechanicsville, Va.	Hanover
75	Alston Smith	OL	28	Michael Santamaria	-	PK	5-9	159	Fr.	Athens, Ga.	Athens Academy
76	David Wang	OL	24	Anthony Shegog	-	ROV	6-2	207	r-Fr.	Stafford, Va.	North Stafford
77	Wade Hansen	OL	46	Joey Slye	-	PK	5-10	216	Fr.	Stafford, Va.	North Stafford
79	Caleb Farris	OL	75	Alston Smith	1	OL	6-2	279	r-So.	Virginia Beach, Va.	Cox
80	Demitri Knowles	WR	26	Zach Snell	-	ROV	5-10	205	r-So.	Christiansburg, Va.	Christiansburg
81	Kevin Asante	WR	3	Greg Stroman	-	CB	6-0	164	Fr.	Bristow, Va.	Stonewall Jackson
82	Willie Byrn	WR	65	Colton Taylor	-	LS	6-0	221	r-Fr.	Salem, Va.	Salem
83	Charley Meyer	WR	57	Wyatt Teller	-	OL	6-6	301	r-Fr.	Bealeton, Va.	Liberty
87	Dewayne Alford	DE	32	Josh Trimble	2	OLB	6-1	217	r-Jr.	Ashburn, Va.	Bishop O'Connell
88	Ryan Malleck	WR	44	Devin Vandyke	-	LB	6-1	227	r-So.	Lorton, Va.	South County
89	Kalvin Cline (inj.)	WR	37	Ronny Vandyke	1	OLB	6-4	219	r-Jr.	Lorton, Va.	South County
90	Dadi Nicolas	DE	98	Ricky Walker	-	DL	6-3	286	Fr.	Hampton, Va.	Bethel
91	Joe Callas	LS	76	David Wang	3	OL	6-2	308	r-Sr.	Ashburn, Va.	Stone Bridge
92	Luther Maddy (inj.)	DT	36	Chase Williams	3	LB	6-2	215	r-Sr.	Leesburg, Va.	Loudoun County
93	Jeremy Haynes	DE	42	Marshawn Williams	-	TB	5-11	229	Fr.	Hampton, Va.	Phoebeus
95	Nigel Williams	DT	95	Nigel Williams	1	DT	6-2	291	r-So.	Richmond, Va.	Benedictine
96	Corey Marshall	DT	48	Carson Wise	-	PK	5-9	157	Fr.	Blacksburg, Va.	Blacksburg
98	Ricky Walker	DT	25	Jerome Wright	1	TB	6-2	225	So.	Richmond, Va.	Highland Springs



TOUCHDOWNS BY DEFENSE & SPECIAL TEAMS

1987: Jon Jeffries, 92-yd. kickoff return vs. Clemson; Don Stokes, recovered blocked punt in end zone vs. Syracuse; Randy Cockrell (ilb), 90-yd. interception return vs. Navy.

1988: Don Stokes, recovered blocked punt in end zone vs. Southern Miss; Jock Jones, recovered blocked punt in end zone vs. West Virginia; Roger Brown (cb), 55-yd. interception return vs. South Carolina; Leslie Bailey (ilb), 19-yd. interception return vs. South Carolina.

1989: Marcus Mickel, 90-yd. kickoff return vs. Clemson; Jock Jones (olb), 55-yd. interception return vs. Tulane; Roger Brown (cb), 55-yd. interception return vs. North Carolina State.

1990: The '90 season marked the first and only season to date during Beamer's tenure that Tech failed to score at least one TD on either defense or special teams.

1991: P.J. Preston (olb), recovered fumble in end zone vs. Oklahoma; Ken Landrum, 18-yd. blocked punt return vs. Cincinnati; Kirk Alexander (fs), 95-yd. interception return vs. Cincinnati.

1992: Tyronne Drakeford (cb), 40-yd. interception return vs. East Carolina; Tony Kennedy, 91-yd. kickoff return vs. Louisville; Ken Brown (olb), 18-yd. interception return vs. Rutgers.

1993: William Ferrell, 7-yd. blocked punt return vs. Rutgers; DeWayne Knight (olb), 23-yd. fumble return vs. Syracuse; Jeff Holland (dt), 8-yd. fumble return vs. Virginia; Lawrence Lewis (de), 20-yd. fumble return vs. Indiana; Antonio Banks, 80-yd. blocked field goal return vs. Indiana.

1994: Torrian Gray (rov), 66-yd. interception return vs. Boston College; Stacy Henley, 25-yd. blocked punt return vs. Temple; Lawrence Lewis (de), 60-yd. fumble return vs. East Carolina; Antonio Freeman, 80-yd. punt return vs. Pittsburgh.

1995: Jermaine Holmes, recovered blocked punt in end zone vs. Akron; Hank Coleman (de), 51-yd. fumble return vs. Rutgers; Myron Newsome (ilb), 71-yd. interception return vs. Rutgers; Larry Green (cb), 37-yd. interception return vs. West Virginia; Jim Baron (dt), 46-yd. fumble return vs. Temple; J.C. Price (dt), 19-yd. interception return vs. Temple; Antonio Banks (cb), 65-yd. interception return vs. Virginia; Bryan Still, 60-yd. punt return vs. Texas; Jim Baron (dt), 20-yd. fumble return vs. Texas.

1996: Cornelius White, 60-yd. blocked punt return vs. Syracuse; Keion Carpenter (fs), 100-yd. interception return vs. Miami.

1997: Carl Bradley (dt), recovered fumble in end zone vs. Rutgers; Pierson Prioleau (rov), 43-yd. fumble return vs. Rutgers; Lorenzo Ferguson (fs), 84-yd. interception return vs. Arkansas St.; Anthony Midget (cb), 22-yd. fumble return vs. Pittsburgh.

1998: Keion Carpenter (fs), 16-yd. interception return vs. Pittsburgh; Pierson Prioleau (rov), 85-yd. interception return vs. Boston College; Marcus Gildersleeve, recovered blocked punt in end zone vs. UAB; Ricky Hall, 17-yd. blocked punt return vs. West Virginia; Ricky Hall, recovered blocked punt in end zone vs. Syracuse; Loren Johnson (cb), 78-yd. fumble return vs. Syracuse; Ike Charlton (cb), 26-yd. interception return vs. Rutgers; Jamel Smith (lb), 98-yd. interception return vs. Rutgers; Anthony Midget (cb), 27-yd. interception return vs. Alabama.

1999: Ike Charlton (cb), 34-yd. interception return vs. Clemson; Corey Moore (de), 32-yard fumble return vs. Clemson; Cory Bird (rov), 26-yd. fumble return vs. Syracuse; Phillip Summers (rov), 43-yd. interception return vs. Syracuse; Tee Butler, recovered fumble by punter in end zone vs. Syracuse; Ricky Hall, 64-yd. punt return vs. Miami; Ike Charlton (cb), 51-yd. fumble return vs. Miami; Larry Austin (cb), 31-yd. interception return vs. Temple.

2000: Willie Pile (fs), 11-yd. interception return vs. Akron; Cory Bird, 9-yd. blocked punt return vs. East Carolina; André Davis, 87-yd. punt return vs. East Carolina; André Davis, 71-yd. punt return vs. Boston College; André Davis, 76-yd. punt return vs. WVU; Nathaniel Adibi (de), 36-yd. fumble return vs. UCF.

2001: Channing Reed (dt), 8-yd. fumble return vs. Rutgers; Kevin McCadam (rov), 69-yd. interception return vs. UCF; André Davis, 55-yd. punt return vs. UCF; Jim Davis (de), 27 yd. interception return vs. West Virginia; Kevin McCadam (rov), 9-yd. fumble return vs. Boston College; Ronyell Whitaker, 71-yd. blocked field goal return vs. Pittsburgh; Brandon Manning, 22-yd. blocked punt return vs. Miami.

2002: DeAngelo Hall, 69-yd. punt return vs. Arkansas State; DeAngelo Hall (cb), 49-yd. interception return vs. Arkansas State; Jason Lallis (dt), 59-yd. fumble return vs. Arkansas State; Alex Markogiannakis (ilb), 25-yd. fumble return vs. Western Michigan; DeAngelo Hall, 51-yd. punt return vs. Rutgers; Darryl Tapp, 11-yd. blocked punt return vs. Virginia; Willie Pile (fs), 96-yd. interception return vs. Miami.

2003: Jason Lallis (dt), 45-yd. interception return vs. UCF; Eric Green (cb), 84-yd. interception return vs. UConn; Mike Imoh, 91-yd. kickoff return vs. UConn; Chris Clifton, 16-yd. blocked punt return vs. UConn; Jimmy Williams (fs), 55-yd. interception return vs. Rutgers; DeAngelo Hall, 58-yd. punt return vs. Syracuse; DeAngelo Hall, 60-yd. punt return vs. Syracuse; Vincent Fuller (cb), 50-yd. fumble return vs. WVU; DeAngelo Hall (cb), 28-yd. fumble return vs. Miami; Eric Green (cb), 51-yd. interception return vs. Miami; DeAngelo Hall, 52-yd. punt return vs. Cal.

2004: Jason Lallis (de), 28-yd. fumble return vs. Western Michigan; Brandon Flowers (cb), 38-yd. interception return vs. Western Michigan; Vincent Fuller, 74-yd. blocked field goal return vs. West Virginia; Bl. Warren (ilb), 46-yd. interception return vs. Florida A&M; Roland Minor (cb), 64-yd. interception return vs. Georgia Tech; Jimmy Williams (cb), 34-yd. interception return vs. Maryland.

2005: Roland Minor (cb), 23-yd. interception return vs. Duke; D.J. Parker, 78-yd. blocked field goal return vs. Georgia Tech; Xavier Adibi (ilb) 25-yd. interception return vs. Georgia Tech; Chris Ellis (de), 29-yd. interception return vs. Georgia Tech; Vince Hall (ilb) 15-yd. fumble return vs. Marshall; Vince Hall (ilb) 13-yd. interception return vs. Boston College; James Anderson (olb) 39-yd. interception return vs. Louisville.

2006: Brenden Hill (olb), 69-yd. interception return vs. North Carolina; Eddie Royal, 58-yd. punt return vs. Duke; Victor "Macho" Harris (cb), 72-yd. interception return vs. Cincinnati; Noland Burchette (de), 15-yd. fumble return vs. Kent State; Xavier Adibi (ilb), 35-yd. fumble return vs. Wake Forest.

2007: Victor "Macho" Harris (cb), 17-yd. interception return vs. East Carolina; Brandon Flowers (cb), 49-yd. interception return vs. William & Mary; Eddie Royal, 60-yd. punt return vs. William & Mary; D.J. Parker (fs), 32-yd. interception return vs. Clemson; Eddie Royal, 82-yd. punt return vs. Clemson; Victor "Macho" Harris, 100-yd. kickoff return vs. Clemson; Chris Ellis (de), 5-yd. interception return vs. Florida State; Xavier Adibi (lb), 40-yd. interception return vs. Boston College; Justin Harper, 84-punt return vs. Kansas.

2008: Stephan Virgil (cb), 30-yd. fumble return vs. East Carolina; Brett Warren (ilb), 36-yd. interception return vs. Boston College; Victor "Macho" Harris (cb), 55-yd. interception return vs. Boston College; Victor "Macho" Harris (cb), 23-yd. interception return vs. Duke; Orion Martin (de), 17-yd. fumble return vs. Boston College.

2009: Dyrell Roberts, 98-yd. kickoff return vs. Alabama; Jayron Hosley, 64-yd. punt return vs. Marshall; Matt Reidy, 1-yd. blocked punt return vs. Miami; Rashad Carmichael (cb) 22-yd. interception return vs. Boston College.

2010: Rashad Carmichael (cb), 68-yd. interception return vs. East Carolina; David Wilson, 92-yd. kickoff return vs. NC State; Jayron Hosley, 80-yd. punt return vs. Central Michigan; David Wilson, 90-yd. kickoff return vs. Georgia Tech; Jeron Gouveia-Winslow (olb), 24-yd. interception return vs. Florida State.

2011: Kyle Fuller, recovered blocked punt in end zone vs. Appalachian State.

2012: Kyshoen Jarrett, 94-yd. punt return vs. Pittsburgh; Demetri Knowles, 93-yd. kickoff return vs. North Carolina.

2013: Detrick Bonner (fs), 37-yd. interception return vs. Western Carolina; Derek Di Nardo 11-yd. blocked punt return vs. Marshall.

2014: Donovan Riley (cb), 63-yd. interception return vs. Ohio State; Andrew Motuapuaka 11-yd. fumble return on kickoff vs. Western Michigan; Kendall Fuller (cb), 47-yd. interception return vs. North Carolina.

The Tally Sheet

TOTAL: 137

Defense: 85 TDs

Type	Total	Last
Pass Interceptions	57	Kendall Fuller (47 yds), 2014 at North Carolina
Fumble Returns	26	Orion Martin (17 yds), 2008 vs. Boston College
Fumble Recoveries	2	Carl Bradley (end zone), 1997 vs. Rutgers)

Special Teams: 52 TDs

Type	Total	Last
Punt Returns	19	Kyshoen Jarrett (94 yds), 2012 vs. Pittsburgh
Blocked Punts	18	Derek Di Nardo (11 yds), 2013 vs. Marshall
Kickoff Returns	9	Demetri Knowles (93 yds), 2012 vs. North Carolina
Blocked Field Goals	4	D.J. Parker (78 yds), 2005 vs. Georgia Tech
Fumble Recovery	1	Tee Butler (end zone by punter), 1999 vs. Syracuse
Fumble Returns	1	Andrew Motuapuaka (kickoff), 2014 vs. Western Mich.



VIRGINIA TECH'S BLOCKED KICKS UNDER FRANK BEAMER

Totals: 133 in 345 games (65 punts, 40 FGs, 28 PATs)

1987 (1 punt, 1 PAT, 1 FG)

Syracuse – punt* (Jimmy Whitten) hL
East Carolina – PAT (na) hL
Cincinnati – FG (Roger Brown) hW

1988 (4 punts, 3 FGs)

Clemson – punt (Jock Jones) aL
Southern Miss – punt* (Archie Hopkins) aL
West Virginia – punt* (Archie Hopkins) hL
Cincinnati – punt+ (Jock Jones) aW
Louisville – FG (Jimmy Whitten) aL
Florida State – FG (Roger Brown);
FG+ (Roger Brown) aL

1989 (1 punt, 1 FG)

Tulane – punt+ (Archie Hopkins) hW
NC State – FG (Jock Jones) aW

1990 (2 punts, 4 PATs, 1 FG)

East Carolina – PAT (John Rivers) aW
South Carolina – PAT (John Rivers) hL
Florida State – punt+ (Scott Jones) aL
West Virginia – FG+ (Bernard Basham) hW
Temple – punt (Archie Hopkins) aL
NC State – PAT (Bernard Basham) hW
Virginia – PAT (Bernard Basham) hW

1991 (3 punts, 3 FGs)

James Madison – FG (Bernard Basham) hW
Oklahoma – FG (Bernard Basham) aL
Cincinnati – punt+ (P.J. Preston);
punt* (Kirk Alexander) hW
Louisville – FG (John Rivers) hW
East Carolina – punt (Marcus McClung) hL

1992 (5 PATs, 1 FG)

James Madison – PAT (John Rivers);
FG+ (Kirk Alexander) hW
East Carolina – PAT (Bernard Basham) aL
West Virginia – PAT (David Wimmer) hL
Miami – PAT (Bernard Basham) hL
Virginia – PAT (David Wimmer) hL

1993 (4 punts, 2 FGs)

Miami – punt@ (Willie Wilkins) aL
Maryland – FG (George DelRicco) hW
Rutgers – punt* (Marcus McClung) hW
Syracuse – punt+ (William Ferrell) hW
Virginia – punt# (Brandon Semones) aW
Indiana – FG* (Jeff Holland) nW

1994 (2 punts, 2 FGs)

Arkansas St. – FG (Cornell Brown) hW
Temple – punt* (William Ferrell) hW
Miami – punt# (Michael Williams) aL
Rutgers – FG (Michael Williams) hW

1995 (4 punts, 3 PATs, 1 FG)

BC – PAT (Waverly Jackson) hL
Cincinnati – FG (Jim Baron);
PAT (Lawrence Lewis) hL
Miami – punt# (Angelo Harrison) hW
Pittsburgh – punt+ (Angelo Harrison);
punt# (Angelo Harrison) aW
Akron – punt* (Okesa Smith);
PAT (Lawrence Lewis) hW

1996 (5 punts, 1 PAT)

Akron – PAT (John Engelberger) aW
BC – punt+ (Keion Carpenter) aW
Syracuse – punt* (Cornelius White) aL
Temple – punt (Keion Carpenter) hW
SW Louisiana – punt (Michael Stuewe);
punt+ (Keion Carpenter) hW

1997 (2 punts, 3 PATs, 2 FGs)

Arkansas St. – FG+ (Carl Bradley) hW
WVU – punt# (Phillip Summers) aL
Miami – PAT (Carl Bradley) hW
Pittsburgh – PAT (Corey Moore);
PAT (John Engelberger) aL
Virginia – punt (Keion Carpenter);
FG (John Engelberger) aL

1998 (8 punts, 2 PATs, 2 FGs)

East Carolina – FG+ (Corey Moore) hW
Miami – PAT (John Engelberger) aW
Pittsburgh – FG (Corey Moore);
punt# (Larry Austin) hW
Boston College – punt (Keion Carpenter);
punt+ (Andre Davis) aW
UAB – punt* (Larry Austin) aW
WVU – punt* (Marcus Gildersleeve);
PAT (John Engelberger) hW
Syracuse – punt* (Anthony Midget) aL
Alabama – punt (Keion Carpenter);
punt+ (Corey Moore) nW

1999 (1 punt, 1 PAT)

Rutgers – PAT^ (Carl Bradley) aW
Pittsburgh – punt+ (Andre Davis) aW

2000 (4 punts, 2 FGs, 2 PATs)

Akron – FG+ (Cory Bird) hW
East Carolina – punt* (Wayne Ward);
FG (Larry Austin) aW
Rutgers – punt+ (Eric Green) hW
Temple – punt+ (Wayne Ward) hW
West Virginia – punt (Lee Suggs)
PAT (Lamar Cobb) hW
Pittsburgh – PAT (David Pugh) hW

2001 (5 punts, 2 FGs)

W. Michigan – punt+ (Wayne Ward) hW
Rutgers – punt@ (Eric Green) aW
UCF – punt@ (Brandon Manning) hW
Pittsburgh – FG* (Lamar Cobb) aL
Virginia – punt (Wayne Ward) aW
Miami – FG# (David Pugh);
punt* (Eric Green) hL

2002 (5 punts, 2 FGs)

LSU – punt+ (Justin Hamilton);
punt@ (Jason Lallis) hW
Marshall – FG+ (Team) hW
Western Michigan – FG (Jeff King) aW
Pittsburgh – punt+ (Nathaniel Adibi) hL
West Virginia – punt# (Ernest Wilford) hL
Virginia – punt* (Justin Hamilton) hW

2003 (1 punt, 3 FGs)

UConn – punt* (Nathaniel Adibi) hW
Rutgers – FG (Jeff King) aW
Syracuse – FG (Vincent Fuller) hW
Miami – FG (Eric Green) hW

2004 (1 punt, 3 FGs)

W. Michigan – FG+ (Jim Davis);
punt+ (Darryl Tapp) hW
West Virginia – FG* (Jim Davis) hW
Virginia – FG (Jim Davis) hW

2005 (2 FGs, 1 punt)

Georgia Tech – FG* (Jeff King) hW
North Carolina – FG+ (Darryl Tapp);
punt+ (Macho Harris) hW

2006 (3 punts, 2 FGs)

Northeastern – punt+ (Cary Wade);
FG (Kory Robertson) hW
North Carolina – punt+ (Josh Morgan) aW
Cincinnati – punt@ (Josh Morgan) hW
Miami – FG (Duane Brown) aW

2007 (2 punts, 1 FG, 1 PAT)

Duke – punt+ (Stephan Virgil) aW
Virginia – punt# (Davon Morgan) aW
Boston College (ACC) – FG (Duane Brown)
PAT ^ (Duane Brown) nW

2008 (2 PAT, 2 FGs, 1 punt)

East Carolina – PAT^ (John Graves) nL
Furman – FG (John Graves) hW
Georgia Tech – PAT (John Graves) hW
Nebraska – punt@ (Stephan Virgil) aW
BC – FG# (Jason Worilds) aL

2009 (1 punt)

Miami – punt* (Jacob Sykes) hW

2010 (2 PAT, 1 punt)

Boise State – punt (Davon Morgan)
PAT (Andre Smith) nL
Stanford – PAT (Andre Smith) nL

2011 (1 punt)

Appalachian State – punt* (Tony Gregory) hW

2012 (1 punt)

Austin Peay – punt+ (Tony Gregory) hW

2013 (1 punt, 1 FG)

Marshall – punt+ (Kyle Fuller)
FG (Derrick Hopkins) hW

2014 (1 FG, 1 PAT)

Pitt – FG+ (Dadi Nicolas) aL
Miami – PAT (Dadi Nicolas) hL

* - recovered or returned for TD;
+ - led to TD;
@ - led to safety;
- led to field goal;
^ - led to a two-point defensive extra point



INDIVIDUAL CAREER GAME HIGHS

THROWERS

Michael Brewer (QB)		
Att.	56 (SR)	ECU, 2014
Comp.	31	BC, 2014
Yds.	345	BC, 2014
TDs	3	ECU, 2014
INTs	3	GT, 2014
Long	44	BC, 2014

RUSHING

Att.	10	OSU, 2014
Yds.	29	GT, 2014
TDs	1	twice
Long	16	W&M, 2014

Brenden Motley (QB)

Att.	0	
Comp.	0	
Yds.	0	
TDs	0	
INTs	0	
Long	0	

RUSHING

Att.	3	Duke, 2014
Yds.	36	Duke, 2014
TDs	0	
Long	24	Duke, 2014

RUNNERS

Joel Caleb (TB)		
Att.	7	Pitt, 2014
Yds.	45	WMU, 2014
TDs	1	WCU, 2013
Long	33	WMU, 2013

J.C. Coleman (TB)

Att.	22	Miami, 2013
Yds.	183	Duke, 2012
TDs	2	Duke, 2012
Long	86	Duke, 2012

Daniel Dyer (TB)

Att.	6	AppSt, 2011
Yds.	30	AppSt, 2011
TDs	0	
Long	13	AppSt, 2011

Trey Edmunds (TB)

Att.	22	Marshall, 2013
Yds.	132	Alabama, 2013
TDs	4	Miami, 2013
Long	77	Alabama, 2013

Shai McKenzie (TB)

Att.	18	WMU, 2014
Yds.	106	W&M, 2014
TDs	1	three times
Long	39	W&M, 2014

Sam Rogers (FB)

Att.	6	Pitt, 2014
Yds.	19	Pitt, 2014
TDs	0	-
Long	17	OSU, 2014

Marshawn Williams (TB)

Att.	21	Miami, 2014
Yds.	119	WMU, 2014
TDs	1	four times
Long	42	WMU, 2014

CATCHERS

Willie Byrn (WR)		
Rec.	7	twice
Yds.	123	UNC, 2013
TDs	1	twice
Long	83	UNC, 2013

Joel Caleb (TB)

Rec.	1	five times
Yds.	14	WMU, 2014
TDs	0	-
Long	14	WMU, 2014

Kalvin Cline (TE)

Rec.	4	twice
Yds.	65	Pitt, 2013
TDs	1	twice
Long	31	MD, 2013

J.C. Coleman (TB)

Rec.	6	UNC, 2012
Yds.	39	RU, 2012
TDs	1	BG, 2012
Long	24	Cincy, 2012

Trey Edmunds (TB)

Rec.	4	BC, 2013
Yds.	42	BC, 2013
TDs	1	twice
Long	26	VA, 2103

Isaiah Ford (WR)

Rec.	8	GT, 2014
Yds.	114	GT, 2014
TDs	2	ECU, 2014
Long	33	BC, 2014

Demitri Knowles (WR)

Rec.	8	ECU, 2013
Yds.	101	VA, 2103
TDs	1	four times
Long	56	Duke, 2013

Bucky Hodges (TE)

Rec.	6	twice
Yds.	88	WMU, 2014
TDs	1	six times
Long	41	Pitt, 2014

Ryan Malleck (TE)

Rec.	6	OSU, 2014
Yds.	64	OSU, 2014
TDs	1	BC, 2014
Long	26	Miami, 2012

Charley Meyer (WR)

Rec.	1	GT, 2013
Yds.	5	GT, 2013
TDs	0	-
Long	5	GT, 2013

Shai McKenzie (TB)

Rec.	0	
Yds.	0	
TDs	0	
Long	0	

Cam Phillips (WR)

Rec.	7	twice
Yds.	89	ECU, 2014
TDs	1	twice
Long	30	GT, 2014

Sam Rogers (FB)

Rec.	5	OSU, 2014
Yds.	70	BC, 2014
TDs	1	OSU, 2014
Long	26	BC, 2014

Marshawn Williams (TB)

Rec.	2	WMU, 2014
Yds.	19	WMU, 2014
TDs	0	-
Long	14	WMU, 2014

KICKERS

Michael Branthover (P)		
Punts	7	WF, 2011
Long	75	DU, 2011
I20	3	WF, 2011
Avg.	42.1	WF, 2011

FG Made

FG Made	1	UCLA, 2013
FG Att.	2	UCLA, 2013
Long	22	UCLA, 2013
PAT Made	1	UCLA, 2013
PAT Att.	1	UCLA, 2013

A.J. Hughes (P)

Punts	13	Alabama, 2013
Long	64	MD, 2013
I20	5	UCLA, 2013
Avg.	52.8	Pitt, 2013

Eric Kristensen (PK)

FG Made	3	VA, 2103
FG Att.	3	VA, 2103
Long	38	VA, 2103
PAT Made	3	MD, 2013
PAT Att.	3	MD, 2013

Joey Slye (PK)

FG Made	3	twice
FG Att.	4	GT, 2014
Long	42	twice
PAT Made	5	OSU, 2014
PAT Att.	5	OSU, 2014

TACKLERS

Dwayne Alford (DE)		
Tackles	2	twice
TFL	1.0	OSU, 2014
Sacks	0	

Woody Baron (DT)

Tackles	2	twice
TFL	0.5	Duke, 2014
Sacks	0	

Detrick Bonner (ROV)

Tackles	14	Miami, 2014
INT	2	WCU, 2013
TFL	2.0	Duke, 2014
Sacks	1.0	three times

Chuck Clark (FS)

Tackles	11	OSU, 2014
INT	0	
TFL	1.0	five times
Sacks	1.0	WMU, 2014

Deon Clarke (LB)

Tackles	10	OSU, 2014
TFL	2.5	BC, 2014
Sacks	2.0	ECU, 2014

Derek Di Nardo (OLB)

Tackles	6	Miami, 2014
INT	1	Duke, 2014
TFL	2.0	OSU, 2014
Sacks	2.0	OSU, 2014

Seth Dooley (DE)

Tackles	2	twice
TFL	0	
Sacks	0	

Ken Ekanem (DE)

Tackles	6	twice
TFL	4.0	UNC, 2014
Sacks	3.0	UNC, 2014

Brandon Facyson (CB)

Tackles	4	UNC, 2013
INT	2	ECU, 2013
TFL	1.0	MD, 2013
Sacks	0	

Kendall Fuller (CB)

Tackles	8	twice
INT	3	Duke, 2013
TFL	2.0	Pitt, 2014
Sacks	1.0	W&M, 2014

Kyshoen Jarrett (FS)

Tackles	13	Duke, 2014
INT	2	OSU, 2014
TFL	1.0	four times
Sacks	0.5	WMU, 2014

Luther Maddy (DT)

Tackles	8	Duke, 2013
TFL	3.0	Miami, 2013
Sacks	2.5	Marshall, 2013

Corey Marshall (DT)

Tackles	7	GT, 2012
INT	1	Pitt, 2014
TFL	3.0	Pitt, 2014
Sacks	1.0	five times

Dahman McKinnon (LB)

Tackles	3	twice
TFL	0	-
Sacks	0	-

Andrew Motuapuaka (LB)

Tackles	14	BC, 2014
TFL	0.5	three times
Sacks	0	-

Dadi Nicolas (DE)

Tackles	8	Duke, 2014
INT	1	Duke, 2013
TFL	3.0	three times
Sacks	3.0	Pitt, 2013

Donovan Riley (CB)

Tackles	9	Georgia Tech, 2014
INT	1	twice
TFL	1.0	UNC, 2014
Sacks	1.0	UNC, 2014

Josh Trimble (LB)

Tackles	4	twice
TFL	1.0	twice
Sacks	1.0	VA, 2103

Ronny Vandyke (LB)

Tackles	5	Rutgers, 2012
TFL	1.0	twice
Sacks	0	

Nigel Williams (DT)

Tackles	5	Miami, 2014
TFL	2.0	BC, 2014
Sacks	1.0	three times

Chase Williams (LB)

Tackles	17	GT, 2014
TFL	2.5	twice
Sacks	2.0	W&M, 2014

RETURNERS

Willie Byrn (PR)		
Returns	2	three times
Yds	16	BC, 2013
Avg	8.0	BC, 2013
Long	10	BC, 2013
TD	0	

J.C. Coleman (KOR)

Returns	3	four times
Yds	69	Pitt, 2012
Avg	44.0	BC, 2014
Long	44	BC, 2014
TD	0	-

Kendall Fuller (PR)

Returns	2	Alabama, 2013
Yds	2	ECU, 2013
Avg	2.0	ECU, 2013
Long	2	ECU, 2013
TD	0	-

Der'Woun Greene (KOR)

Returns	2	Alabama, 2013
Yds	39	Alabama, 2013
Avg	18.5	Alabama, 2013
Long	24	Alabama, 2013
TD	0	-

Kyshoen Jarrett (PR)

Returns	6	Pitt, 2013
Yds	94	Pitt, 2012
Avg	94.0	Pitt, 2012
Long	94	Pitt, 2012
TD	1	Pitt, 2012

Demitri Knowles (KOR)

Returns	4	twice
Yds	141	UNC, 2012
Avg	48.0	BC, 2013
Long	93	UNC, 2012
TD	1	UNC, 2012

Deon Newsome (KOR)

Returns	2	three times
Yds	58	Miami, 2014
Avg	58.0	Miami, 2014
Long	58	Miami, 2014
TD	0	-

Greg Stroman (PR)

Returns	5	three times
Yds	58	WMU, 2014
Avg	17.5	OSU, 2014</



THE LAST TIME A TECH TEAM OR PLAYER ...

TEAM

Scored 90+ points..... 99, vs. Emory & Henry, 1919
 Scored 80-89 points 86, vs. Roanoke College, 1905
 Scored 70-79 points 77, vs. Akron, 1995
 Scored 60-69 points 66, vs. Appalachian State, 2011
 Scored 50-59 points 52, vs. Wake Forest, 2010
 Scored 40-49 points 42, @ Miami, 2013
 Back-to-back 40+ games..... vs. CMU (45), vs. WF (52), 2010
 Three straight 40+ games @ NCSU (41), vs. CMU (45), vs. WF (52), 2010
 Four straight 40+ games NCSU (41), CMU (45), WF (52), Duke (44), 2010
 Rushed for 500+ yards..... 500, @ Pittsburgh, 1993
 Rushed for 400-499 yards 444, vs. Marshall, 2009
Rushed for 300-399 yards 308, vs. Western Michigan, 2014
Rushed for 200-299 yards 222, vs. William & Mary, 2014
 Passed for 500+ yards..... 504, @ Syracuse, 2002
 Passed for 400-499 yards 408, @ Wake Forest, 1972
Passed for 300-399 yards 345, Boston College, 2014
Passed for 200-299 yards 265, @ Pittsburgh, 2014
Rushed/Passed for 200+ yards..... vs. William & Mary, 2014

222 rush, 266 pass
 Had 600+ yards in total offense..... 605, vs. Wake Forest, 2010
 Had 500-599 yards in total offense 549, @ Miami, 2013
 Scored on first offensive play..... vs. Appalachian State, 2011
 David Wilson 20-yard run
 Won on final offensive play vs. Virginia, 2012
 Cody Journell 29 yd FG

Lost on final offensive play vs. Georgia Tech, 2014
 Harrison Butker, 24 FG

Won in overtime 13-10, vs. Rutgers, 2012
 Lost in overtime 24-27, vs. Maryland, 2013
Recorded a safety vs. Western Michigan, 2014
 Recorded two defensive TDs..... @ Boston College, 2008
 Zero punts in a game..... vs. James Madison, 2010
Zero sacks allowed in a game vs. William & Mary, 2014
 Recorded a shutout vs. Bowling Green, 2012
 Held opp. to 0 yards or less rushing -15, vs. Florida State, 2012
 Blocked two kicks in a game vs. Marshall, 2013
Scored special teams TD vs. Western Michigan, 2014
 Scored defensive & special teams TD vs. Clemson, 2007
 Played an overtime game vs. Maryland, 2013

INDIVIDUAL

Rushed for 200+ yards..... 253, Darren Evans, vs. Maryland, 2008
 Rushed for 150-199 yards 183, J.C. Coleman, vs. Duke, 2012
 Two players rushed for 100 yards NC State, 2010
 (Darren Evans, 160 yds. & Tyrod Taylor, 121 yds.)
 Three players rushed for 100 yards @ South Carolina, 1974
 Phil Rogers (120), Roscoe Coles (111) & George Heath (104)
 Had 40+ carries 42, Cyrus Lawrence, vs. Memphis St., 1981
 Had 30-39 carries 32, Ryan Williams, vs. NC State, 2009
Had 20-29 carries 20, J.C. Coleman, @ Duke, 2014
 Had two players with 20+ carries Logan Thomas (23) &
 Trey Edmunds (22) vs. Marshall, 2013
 Rushed for 6 TDs..... Tommy Francisco, vs. VMI, 1966
 Rushed for 5 TDs..... Lee Suggs, @ UCF, 2000
 Rushed for 4 TDs..... Trey Edmunds, @ Miami, 2013
 Rushed for 3 TDs..... David Wilson, vs. Appalachian State, 2011
 Rushed for 2 TDs..... Logan Thomas, vs. Marshall, 2013
 Passed for 500+ yards..... 504, Bryan Randall, @ Syracuse, 2002
Passed for 300-499 yards 345, Michael Brewer, Boston College, 2014
Passed for 200-299 yards 265, Michael Brewer, @ Pittsburgh, 2014

Two QBs each pass for 100+ yards vs. Appalachian State, 2011
 (Logan Thomas, 149 yds. & Mark Leal, 113 yds.)

Passed for 5 TDs..... Bryan Randall, @ Syracuse, 2002
 Passed for 4 TDs..... Bryan Randall, vs. Florida A&M, 2004

Passed for 3 TDs Michael Brewer, vs. East Carolina, 2014

Passed for 2 TDs Michael Brewer, @ Duke, 2014

Two QBs with 2 TD passes apiece..... Logan Thomas and Mark Leal
 vs. Appalachian State, 2011

Had 50+ pass attempts 56, Michael Brewer, vs. East Carolina, 2014

Had 40-49 pass attempts..... 45, Michael Brewer, @ Pittsburgh, 2014

Had 30-39 pass attempts..... 32, Michael Brewer, vs. Western Michigan, 2014

Had 20-29 pass attempts..... 23, Michael Brewer, @ Duke, 2014

Had 30+ pass completions 31, Michael Brewer, vs. Boston College, 2014

Had 20-29 pass comps 26, Michael Brewer, @ Pittsburgh, 2014

QB rush/pass for 100 yards Logan Thomas, @ Miami, 2012
 (124 rush, 199 pass)

Had 10+ receptions 10, Jarrett Boykin, vs. North Carolina, 2011

Had 250+ yards receiving 279, Ernest Wilford, @ Syracuse, 2002

Had 200-249 yards rec..... 213, Ricky Scales, @ Wake Forest, 1972

Had 100+ yards receiving 114, Isaiah Ford, vs. Georgia Tech, 2014

Two players with 100+ receiving @ Miami, 2013
 Joshua Stanford (107) & Willie Byrn (103)

Had 4 TD receptions..... Ernest Wilford @ Syracuse, 2002

Had 3 TD receptions..... Antonio Freeman, vs. Temple, 1993

Had 2 TD receptions Isaiah Ford, vs. East Carolina, 2014

Intercepted 3 passes..... Kendall Fuller, vs. Duke, 2013

Intercepted 2 passes..... Brandon Facyson, @ East Carolina, 2013

Returned a KO for TD Demitri Knowles, @ UNC, 2012

Returned punt for TD..... Kyshoen Jarrett, @ Pittsburgh, 2012

Returned an INT for TD Kendall Fuller, @ North Carolina, 2014

Returned a fumble for TD Andrew Motuapuaka, vs. Western Michigan, 2014

Returned blocked punt for TD..... Derek Di Nardo, vs. Marshall, 2013

Returned blocked FG for TD D.J. Parker, vs. GT, 2005

Returned blocked PAT for 2 pts..... Stephan Virgil, vs. ECU, 2008

Blocked an extra point Dadi Nicolas, vs. Miami, 2014

Blocked a FG Dadi Nicolas, @ Pittsburgh, 2014

Blocked a punt Kyle Fuller, vs. Marshall, 2013

Scored a def. and special teams TD in a game..... DeAngelo Hall
 vs. Arkansas St., 2002 (49-yd. INT & 69-yd. PR)

Returned two punts for TDs..... DeAngelo Hall
 vs. Syracuse, 2003 (58 & 60 yds.)

Successful 2-point conversion vs. Georgia Tech, 2014

Bucky Hodges pass from Michael Brewer

Made 6 FGs..... Mickey Thomas, vs. Vanderbilt, 1989

Made 5 FGs..... Chris Kinzer, vs. Vanderbilt, 1986

Made 4 FGs..... Cody Journell, vs. Pittsburgh, 2013

Made 3 FGs Joey Slye, @ Pittsburgh, 2014

Kicked a 60+ FG..... 61, Wayne Latimer, vs. Florida St., 1975

Kicked a 50-59 FG..... 56, Cody Journell, @ Boston College, 2013

Kicked a 40-49 FG..... 42, Joey Slye, vs. Georgia Tech, 2014

Kicked two 40+ yards FGs in one game..... Cody Journell, @ Boston College, 2013

Kicked a 70+ punt 75, Michael Branthover, @ Duke, 2011

Kicked a 60-69 punt 60, A.J. Hughes, vs. Boston College, 2014



THE LAST TIME AN OPPOSING TEAM OR PLAYER ...

TEAM

Scored 70+ points.....77, Alabama 1973
 Scored 60-69 points66, Washington & Lee, 1951
 Scored 50-59 points52, California, 2003
 Scored 40-49 points42, UCLA, 2013

Rushed for 500+ yards.....748, Alabama, 1973
 Rushed for 400-499 yards461, Alabama, 1972
Rushed for 300-399 yards 364, Miami, 2014
Rushed for 200-299 yards258, Boston College, 2014
Had 50-99 yards rushing.....76, William & Mary, 2014
Had FEWER than 50 yards rushing24, Western Michigan, 2014

Passed for 500+ yards..... NEVER
Passed for 400-499 yards 427, East Carolina, 2014
 Passed for 350-399 yards324, Miami, 2013
Had 50-99 yards passing 92, Miami, 2014
 Had FEWER than 50 yards passing..... 20, Duke, 2008

Had 800+ yards in total offense.....833, Alabama, 1973
 Had 700-799 yards in total offense NEVER
 Had 600-699 yards in total offense 604, Syracuse, 2002
Had 500-599 yards in total offense 502, East Carolina, 2014

Recorded a safety Boston College [2], 2008
Recorded a defensive TD..... Georgia Tech, 2014
 Shut out Tech Cincinnati, 1995
 Blocked two kicks in a game Duke, 2006
 Scored a special teams TD Alabama, 2013
 Scored defensive & special teams TD Alabama, 2013

INDIVIDUAL

Rushed for 200+ yards 249, Duke Johnson, Miami, 2014
Rushed for 150-199 yards 165, Justin Thomas, Georgia Tech, 2014
Rushed for 100-149 yards 122, Tyler Murphy, Boston College, 2014
Two players rushed for 100 yards Miami, 2014

Duke Johnson (249) & Gus Edwards (115)

Three players rushed for 100 yards..... NEVER
 Had 40+ carries 44, Paul Palmer, Temple, 1986
 Had 35-39 carries 38, Derrick Knight, Boston College, 2003
 Rushed for 6 TDs..... Willis McGahee, Miami, 2002
 Rushed for 5 TDs..... NEVER
 Rushed for 4 TDs..... Chris Brantley, Rutgers, 1992
 Rushed for 3 TDs..... Tevin Washington, Georgia Tech, 2011
Rushed for 2 TDs Gus Edwards, Miami, 2014

Passed for 500+ yards..... NEVER
Passed for 400-499 yards 427, Shane Carden, East Carolina, 2014
 Passed for 300-399 yards 324, Stephen Morris, Miami, 2013
 Passed for 5 TDs..... NEVER
 Passed for 4 TDs..... Andrew Luck, Stanford, 2011
Passed for 3 TDsShane Carden, East Carolina, 2014
 Had 50+ pass attempts.....52, Matt Ryan, Boston College, 2007
Had 40-49 pass attempts 40, Anthony Boone, Duke, 2014
Had 30-39 pass attempts 32, Zach Terrell, Western Michigan, 2014
 Had 30+ pass completions30, Dominique Davis, ECU, 2010
Had 20-29 pass comps 23, Shane Carden, East Carolina, 2014
QB rush/pass for 100 yards..... Justin Thomas, Georgia Tech, 2014
 125 yds passing, 165 yds rushing

Had 11+ receptions 13, Andre Callender, Boston College, 2007
 Had 250+ yards receiving NEVER
Had 200-249 yards receiving224, Cam Worthy, East Carolina, 2014
Had 100+ yards receiving100, Daniel Braverman, Western Michigan, 2014
 Had 4 TD receptions..... Chris Brantley, Rutgers, 1992
 Had 3 TD receptions..... Coby Fleener, Stanford, 2011
 Had 2 TD receptions..... Rashad Greene, Florida State, 2012

Intercepted 3 passes Aaron Beasley, West Virginia, 1994
Intercepted 2 passes Josh Hawkins, East Carolina, 2014

Returned a KO for TD Christion Jones, Alabama, 2013
 Returned punt for TD..... William Likely, Maryland, 2013
Returned an INT for TD Paul Davis, Georgia Tech, 2014
 Returned/recovered a fumble for TD Khaseem Greene, Rutgers, 2012
 Returned blocked punt for TD T.J. Lee, East Carolina, 2008
 Returned blocked FG for TD NEVER
 Returned blocked PAT for 2 pts..... Nigel Bradham, FSU, 2010
Blocked an extra point Richard Ash, Western Michigan, 2014
Blocked a FG Connor Wujciak, Boston College, 2014
 Blocked a punt Rayshawn Jenkins, Miami, 2012
 2-point conversion Florida State, 2012
 N. O'Leary pass from E.J. Manuel

Made 6 FGs..... NEVER
 Made 5 FGs..... Alex Henery, Nebraska, 2009
 Made 4 FGs..... Will Snyderwine, Duke, 2009
Made 3 FGs Ross Martin, Duke, 2014
 Kicked a 60+ FG NEVER
 Kicked a 50-59 FG.....53, Ross Martin, Duke, 2013
 Kicked two 50+ FGs 51 & 53, Ross Martin, Duke, 2013
Kicked a 40-49 FG.....48, Ross Martin, Duke, 2014

Kicked a 70+ punt76, Alex Henery, Nebraska, 2009
Kicked a 60-69 punt 60, Worth Gregory, East Carolina, 2014

TURNOVERS

The Last Time Tech ...

Lost two fumbles Boston College, 2013
Lost three fumbles..... Miami, 2014
 Lost four fumbles Miami, 2005
 Lost five or more fumbles5, Kentucky, 1977

Threw three interceptions vs. Georgia Tech, 2014

Threw four interceptions vs. Duke, 2013
 Threw five interceptions..... vs. Virginia, 1994
 Threw six or more interceptions 7, vs. Florida St., 1959

The Last Time an Opponent ...

Lost two fumbles North Carolina, 2014
 Lost three fumbles NC State, 2009
 Lost four fumbles Arkansas St., 2002
 Lost five or more fumbles 5, Clemson, 1985

Threw three interceptions Ohio State, 2014

Threw four interceptions Duke, 2013
 Threw five interceptions..... Georgia Tech, 2007
 Threw six or more interceptions 6, Rutgers, 1998

VIRGINIA TECH'S 253-GAME SCORING STREAK

Virginia Tech's current 253-game scoring streak from 1995 to present stands as the 11th-longest in Division I-A college history, and the fifth-longest active streak in the FBS. In the 253-game run, Tech scored on its first offensive possession 82 times, plus another five occasions where it scored on returns on its first touch of the game. The Hokies have scored in the first quarter 183 times during the streak, and have had it extended by halftime in 241 of the 253 games. Here's that list: (* — includes a blocked punt recovery in the end zone prior to the first offensive possession against Akron in 1995; an interception return prior to the first offensive possession at Clemson in 2007; an interception return prior to the first offensive possession against Boston College in 2008; a blocked punt return prior to the first offensive possession against Marshall in 2013; and a fumble return on the opening kickoff of the 2014 Western Michigan game):

School	Streak	Dates	Ended By
Michigan	365	10/27/1984 - 9/6/2014	Notre Dame
Brigham Young	361	9/27/1975 - 11/15/2003	Utah
Florida	331	11/05/1988 - present
Texas	281	11/29/1980 - 10/02/2004	Oklahoma
Washington State	280	10/22/1984 - 10/18/2008	USC
TCU	277	11/23/1991 - present
Washington	272	11/14/1981 - 10/16/2004	USC
Air Force	268	12/31/1992 - present
Oregon	267	10/05/1985 - 11/15/2007	UCLA
Tennessee	258	9/24/1994 - present
Virginia Tech	253	9/23/1995 - present
Ohio State	252	12/30/1993 - present *
UCLA	245	10/02/1971 - 10/17/1992	Arizona State
Colorado	242	11/19/1988 - 10/25/2008	Missouri
Nebraska	240	9/05/1996 - present
Nebraska	233	1/01/1974 - 11/29/1991	Miami, Fla.
Florida State	232	9/10/1988 - 11/11/2006	Wake Forest
Georgia Tech	222	10/30/1997 - present
Hawai'i	219	12/04/1976 - 11/04/1995	Colorado State
Arizona	214	9/09/1972 - 12/15/1990	Syracuse

* - had 13 games vacated by NCAA from 2010 season (not included in streak)

Season	Games	1st Poss.	Scored On/In:				Points Scored		
			1Q	2Q	3Q	4Q	Wins	Losses	Ties
1995	10	2*	6	3	1	0	335	0	—
1996	12	6	9	3	0	0	328	42	—
1997	12	3	8	3	1	0	244	80	—
1998	12	6	11	1	0	0	299	82	—
1999	12	4	11	1	0	0	455	29	—
2000	12	7	10	1	0	1	463	21	—
2001	12	3	10	1	1	0	314	62	—
2002	14	4	11	3	0	0	303	126	—
2003	13	7	11	2	0	0	328	132	—
2004	13	4	7	4	1	1	358	42	—
2005	13	3	10	2	0	1	411	29	—
2006	13	4	9	4	0	0	282	54	—
2007	14	6*	9	4	1	0	364	38	—
2008	14	3*	7	7	0	0	230	79	—
2009	13	5	11	1	1	0	350	64	—
2010	14	5	9	5	0	0	416	58	—
2011	14	4	9	5	0	0	358	33	—
2012	13	2	8	4	0	1	200	126	—
2013	13	4*	11	1	1	0	168	83	—
2014	10	5*	6	3	0	1	155	67	—
Totals	253	87	183	58	7	5	6361	1278	0

Virginia Tech has a **188-65** record during the scoring streak, averaging **33.8** points in the wins and **19.7** points in the losses. The Hokies had only five occasions where they were delayed extending the streak until the fourth quarter. The last time came in 2014 in a loss to Miami. The latest Tech scored its first points in a game was with 1:30 left in the 2014 Miami game. Here's a look at those occasions.

(* — denotes in Sugar Bowl in New Orleans; ^ — denotes Russell Athletic Bowl in Orlando):

Date	Game	Opponent	Fourth Quarter Score (first if multiple scores)	Time Left (4Q)	Result
Nov. 4, 2000	67	at Miami	Lee Suggs 1 yd run	12:23	L, 21-41
Jan. 3, 2005	122	Auburn*	Josh Morgan 29 yd pass from Bryan Randall	6:58	L, 13-16
Nov. 5, 2005	131	Miami	Marcus Vick 2 yd run	8:06	L, 7-27
Dec. 28, 2012	230	Rutgers ^	Cody Journell 25 yd FG	12:14	W, 13-10 (ot)
Oct. 23, 2014	251	Miami	Isaiah Ford 14 yd pass from Mark Leal	1:30	L, 6-30

There have been **eighth** occasions where Virginia Tech scored just once to continue the streak, by seven different players. Only twice did Tech's lone score come in the fourth quarter of a game: 2005 when Marcus Vick scored on a 5-yard run with 8:06 left in a 27-7 loss and in 2014 when Isaiah Ford caught a 14-yard pass from Mark Leal with 1:30 left in a 30-6 loss. A look at these eight times with one score.












(* — denotes Gator Bowl in Jacksonville):

Date	Game	Opponent	The Hokie To Score	Time Left	Result
Jan. 1, 1998*	34	vs. North Carolina	Shayne Graham 40 yd FG	4:37, 3Q	L, 3-42
Nov. 3, 2001	78	at Pittsburgh	Ronyell Whitaker 71 yd blocked FG return	1:42, 1Q	L, 7-38
Oct. 22, 2003	103	at West Virginia	Vincent Fuller 50 yd fumble return	2:07, 2Q	L, 8-27
Nov. 5, 2005	131	Miami	Marcus Vick 2 yd run	8:06, 4Q	L, 7-27
Oct. 12, 2006	141	at Boston College	Brandon Pace 36 FG	0:41, 2Q	L, 3-22
Sept. 8, 2007	150	at LSU	Tyrod Taylor 1 yd run	4:38, 3Q	L, 7-48
Oct. 1, 2011	208	Clemson	Cody Journell 24 FG	4:35, 2Q	L, 3-23
Oct. 23, 2014	251	Miami	Isaiah Ford 14 yd pass from Mark Leal	1:30, 4Q	L, 6-30

The One-Scorers (8): Ford 1, Fuller 1, Graham 1, Journell 1, Pace 1, Taylor 1, Ma. Vick 1, Whitaker 1 (three field goals, two rushing touchdowns, one pass, one fumble return, one blocked field goal return)

VIRGINIA TECH FOOTBALL - 2014 SEASON
as of November 16, 2014

RECORD	OVERALL	HOME	AWAY	NEUTRAL
ALL GAMES	5-5	2-4	3-1	0-0
CONFERENCE	2-4	0-3	2-1	0-0
NON-CONFERENCE	3-1	2-1	1-0	0-0

DATE	OPPONENT	LOCATION	TV	SCORE	ATTEND
Aug 30, 2014	William & Mary	Blacksburg, Va.		W 34-9	62722
Sep 06, 2014	at (8/7) Ohio State	Columbus, Ohio		W 35-21	107517
Sep 13, 2014	East Carolina	Blacksburg, Va.		L 21-28	63267
* Sep 20, 2014	Georgia Tech	Blacksburg, Va.		L 24-27	62318
Sep 27, 2014	Western Michigan	Blacksburg, Va.		W 35-17	59,625
* Oct 04, 2014	at North Carolina	Chapel Hill, N.C.		W 34-17	60,000
* Oct 16, 2014	at Pittsburgh	Pittsburgh, Pa.		L 16-21	43,125
* Oct 23, 2014	Miami	Blacksburg, Va.		L 6-30	43,125
* Nov 01, 2014	Boston College	Blacksburg, Va.		L 31-33	55,729
* Nov 15, 2014	at Duke	Durham, N.C.		W 17-16	30,107
* Nov 22, 2014	at Wake Forest	Winston-Salem, N.C.		12:30 PM	
* Nov 28, 2014	Virginia	Blacksburg, Va.		TBA	
* - Atlantic Coast Conference Game		Rankings: (AP/Coaches)			

RUSHING	GP	ATT	GAIN	LOSS	NET	AVG	TD	LONG	AVG
Marshawn Williams	9	124	509	34	475	3.8	4	42	52.8
Shai McKenzie	5	53	279	10	269	5.1	3	39	53.8
J.C. Coleman	10	46	165	5	160	3.5	2	13	16.0
Joel Caleb	10	22	98	2	96	4.4	0	33	9.6
Trey Edmunds	6	17	86	0	86	5.1	0	26	14.3
Sam Rogers	10	18	85	6	79	4.4	0	17	7.9
Deon Newsome	10	13	81	6	75	5.8	0	24	7.5
Cam Phillips	10	4	62	0	62	15.5	0	29	6.2
Brenden Motley	1	3	36	0	36	12.0	0	24	36.0
Derek Di Nardo	10	1	30	0	30	30.0	0	30	3.0
Bucky Hodges	10	5	14	0	14	2.8	0	5	1.4
Joshua Stanford	6	3	18	4	14	4.7	0	12	2.3
Jerome Wright	2	6	12	0	12	2.0	0	5	6.0
Demitri Knowles	9	1	7	0	7	7.0	0	7	0.8
Mark Leal	3	1	7	0	7	7.0	0	7	2.3
Isaiah Ford	10	3	8	3	5	1.7	0	5	0.5
Daniel Dyer	7	1	0	0	0	0.0	0	0	0.0
Team	10	2	0	3	-3	-1.5	0	0	-0.3
Michael Brewer	10	61	185	205	-20	-0.3	2	16	-2.0
TOTAL	10	384	1682	278	1404	3.7	11	42	140.4
OPPONENTS	10	374	2043	417	1626	4.3	15	68	162.6

PASSING	GP	EFFIC	ATT-CMP-INT	PCT	YDS	TD	LONG	AVG/G
Michael Brewer	10	121.18	218-356-12	61.2	2237	15	44	223.7
Mark Leal	3	175.20	6-9-0	66.7	77	1	15	25.7
Team	10	0.00	0-1-0	0.0	0	0	0	0.0
A.J. HUGHES	10	184.00	1-1-0	100.0	10	0	10	1.0
SAM ROGERS	10	0.00	0-0-0	0.0	0	0	0	0.0
TOTAL	10	122.35	225-367-12	61.3	2324	16	44	232.4
OPPONENTS	10	107.47	129-277-8	46.6	1806	10	58	180.6

RECEIVING	GP	NO	YDS	AVG	TD	LONG	AVG
Isaiah Ford	10	45	570	12.7	6	33	57.0
Willie Byrn	10	40	324	8.1	0	44	32.4
Bucky Hodges	10	35	417	11.9	6	41	41.7
Cam Phillips	10	32	392	12.2	2	33	39.2
Ryan Malleck	9	20	176	8.8	1	21	19.6
Sam Rogers	10	18	195	10.8	1	26	19.5
Joshua Stanford	6	7	64	9.1	0	15	10.7
Joel Caleb	10	6	61	10.2	0	15	6.1
Deon Newsome	10	6	23	3.8	0	9	2.3
Marshawn Williams	9	4	18	4.5	0	14	2.0
J.C. Coleman	10	4	-1	-0.2	0	0	-0.1
Demitri Knowles	9	3	55	18.3	0	38	6.1
Greg Gadell	5	1	15	15.0	0	15	3.0
Josh Trimble	10	1	10	10.0	0	10	1.0
Michael Brewer	10	1	5	5.0	0	5	0.5
Kalvin Cline	2	1	3	3.0	0	3	1.5
Trey Edmunds	6	1	-3	-3.0	0	0	-0.5
TOTAL	10	225	2324	10.3	16	44	232.4
OPPONENTS	10	129	1806	14.0	10	58	180.6

TEAM STATISTICS	HOKIES	OPPONENT
SCORING	253	219
Points Per Game	25.3	21.9
Points Off Turnovers	68	57
FIRST DOWNS	205	167
Rushing	78	83
Passing	108	71
Penalty	19	13
RUSHING YARDAGE	1404	1626
Yards gained rushing	1682	2043
Yards lost rushing	278	417
Rushing Attempts	384	374
Average Per Rush	3.7	4.3
Average Per Game	140.4	162.6
TDs Rushing	11	15
PASSING YARDAGE	2324	1806
Comp-Att-Int	225-367-12	129-277-8
Average Per Pass	6.3	6.5
Average Per Catch	10.3	14.0
Average Per Game	232.4	180.6
TDs Passing	16	10
TOTAL OFFENSE	3728	3432
Total Plays	751	651
Average Per Play	5.0	5.3
Average Per Game	372.8	343.2
KICK RETURNS: #-Yards	31-579	34-669
PUNT RETURNS: #-Yards	35-241	23-80
INT RETURNS: #-Yards	8-203	12-91
KICK RETURN AVERAGE	18.7	19.7
PUNT RETURN AVERAGE	6.9	3.5
INT RETURN AVERAGE	25.4	7.6
FUMBLES-LOST	14-7	17-9
PENALTIES-Yards	82-639	71-577
Average Per Game	63.9	57.7
PUNTS-Yards	61-2495	61-2624
Average Per Punt	40.9	43.0
Net punt average	38.9	38.7
KICKOFFS-Yards	51-3071	48-2992
Average Per Kick	60.2	62.3
Net kick average	40.2	41.9
TIME OF POSSESSION/Game	32:04	27:56
3RD-DOWN Conversions	65/165	41/145
3rd-Down Pct	39%	28%
4TH-DOWN Conversions	7/14	4/14
4th-Down Pct	50%	29%
SACKS BY-Yards	35-262	24-206
MISC YARDS	0	7
TOUCHDOWNS SCORED	30	26
FIELD GOALS-ATTEMPTS	14-20	13-22
ON-SIDE KICKS	0-2	0-1
RED-ZONE SCORES	(34-40) 85%	(26-34) 76%
RED-ZONE TOUCHDOWNS	(22-40) 55%	(17-34) 50%
PAT-ATTEMPTS	(27-28) 96%	(24-26) 92%

ATTENDANCE	HOKIES	OPPONENT
TOTAL	367668	240749
Games/Avg Per Game	6/61278	4/60187
Neutral Site Games		0/0

SCORE BY QUARTERS	1ST	2ND	3RD	4TH	TOTAL
Virginia Tech	63	63	30	97	253
Opponents	64	55	25	75	219

PUNT RETURNS	NO.	YDS	AVG	TD	LONG
Greg Stroman	29	183	6.3	0	38
Kyshoen Jarrett	4	56	14.0	0	35
Kendall Fuller	2	2	1.0	0	5
TOTAL	35	241	6.9	0	38
OPPONENTS	23	80	3.5	0	18

KICK RETURNS	NO.	YDS	AVG	TD	LONG
Demitri Knowles	12	220	18.3	0	29
Deon Newsome	11	219	19.9	0	58
J.C. Coleman	4	91	22.8	0	44
Dewayne Alford	1	17	17.0	0	17
Greg Stroman	1	18	18.0	0	18
Joel Caleb	1	0	0.0	0	0
Wade Hansen	1	14	14.0	0	14
TOTAL	31	579	18.7	0	58
OPPONENTS	34	669	19.7	0	38

FUMBLE RETURNS	NO	YDS	AVG	TD	ONG
Andrew Motuapuaka	1	11	11.0	1	11
Derek Di Nardo	1	45	45.0	0	45
TOTAL	2	56	28.0	1	45
OPPONENTS	2	12	6.0	0	7

INTERCPTIONS	NO.	YDS	AVG	TD	LONG
Kyshoen Jarrett	2	35	17.5	0	26
Kendall Fuller	1	47	47.0	1	47
Donovan Riley	1	63	63.0	1	63
Derek Di Nardo	1	51	51.0	0	51
Deon Clarke	1	0	0.0	0	0
Detrick Bonner	1	0	0.0	0	0
Corey Marshall	1	7	7.0	0	7
TOTAL	8	203	25.4	2	63
OPPONENTS	12	91	7.6	1	41

FG SEQUENCE	VIRGINIA TECH	OPPONENTS
William and Mary	(20),(27)	(36),(29),(44),38
Ohio State	46	40,27
East Carolina	52	37
Georgia Tech	(42),(33),(36),[32]	(43),30,(24)
Western Michigan	(37),53,(27)	(36),29
North Carolina	(27),43,(22)	(20)
Pittsburgh	(42),(24),(21)	[38]
Miami	-	(28)
Boston College	(27),[30]	(19),(44)
Duke	(35)	(36),51,(48),(24),40
Wake Forest		
Virginia		
Numbers in (parentheses) indicate field goal was made. Numbers in [brackets] indicate field goal was blocked.		

KICKOFFS	No.	Yds	Avg	TB	OB	Retn	Net	YdLn
Mitchell Ludwig	27	1624	60.1	9	1			
Joey Slye	24	1447	60.3	5	1			
TOTAL	51	3071	60.2	14	2	669	40.2	24
OPPONENTS	48	2992	62.3	16	2	579	41.9	23

PUNTING	NO	YDS	AVG	LONG	TB	FC	I20	50+	BLKD
A.J. Hughes	61	2495	40.9	60	2	14	16	10	0
TOTAL	61	2495	40.9	60	2	14	16	10	0
OPPONENTS	61	2624	43.0	63	1	8	21	16	0

SCORING	TD	FGS	PATs				DXP	SAFETY	POINTS
			KICK	RUSH	RCV	PASS			
Joey Slye	0	14-20	27-28	0-0	0	0-0	0	0	69
Bucky Hodges	6	0-0	0-0	0-0	1	0-0	0	0	38
Isaiah Ford	6	0-0	0-0	0-0	0	0-0	0	0	36
Marshawn Williams	4	0-0	0-0	0-0	0	0-0	0	0	24
Shai McKenzie	3	0-0	0-0	0-0	0	0-0	0	0	18
Cam Phillips	2	0-0	0-0	0-0	0	0-0	0	0	12
Michael Brewer	2	0-0	0-0	0-0	0	1-1	0	0	12
J.C. Coleman	2	0-0	0-0	0-0	0	0-0	0	0	12
Sam Rogers	1	0-0	0-0	0-0	0	0-0	0	0	6
Ryan Malleck	1	0-0	0-0	0-0	0	0-0	0	0	6
Andrew Motuapuaka	1	0-0	0-0	0-0	0	0-0	0	0	6
Donovan Riley	1	0-0	0-0	0-0	0	0-0	0	0	6
Kendall Fuller	1	0-0	0-0	0-0	0	0-0	0	0	6
Team	0	0-0	0-0	0-0	0	0-0	0	1	2
Mark Leal	0	0-0	0-0	0-0	0	0-1	0	0	0
TOTAL	30	14-20	27-28	0-0	1	1-2	0	1	253
OPPONENTS	26	13-22	24-26	0-0	0	0-0	0	0	219

TOTAL OFFENSE	G	PLAYS	RUSH	PASS	TOTAL	AVG/G
Michael Brewer	10	417	-20	2237	2217	221.7
Marshawn Williams	9	124	475	0	475	52.8
Shai McKenzie	5	53	269	0	269	53.8
J.C. Coleman	10	46	160	0	160	16.0
Joel Caleb	10	22	96	0	96	9.6
Trey Edmunds	6	17	86	0	86	14.3
Mark Leal	3	10	7	77	84	28.0
Sam Rogers	10	18	79	0	79	7.9
Deon Newsome	10	13	75	0	75	7.5
Cam Phillips	10	4	62	0	62	6.2
Brenden Motley	1	3	36	0	36	36.0
Derek Di Nardo	10	1	30	0	30	3.0
Bucky Hodges	10	5	14	0	14	1.4
Joshua Stanford	6	3	14	0	14	2.3
Jerome Wright	2	6	12	0	12	6.0
A.J. Hughes	10	1	0	10	10	1.0
Demitri Knowles	9	1	7	0	7	0.8
Isaiah Ford	10	3	5	0	5	0.5
Team	10	3	-3	0	-3	-0.3
TOTAL	10	751	1404	2324	3728	372.8
OPPONENTS	10	651	1626	1806	3432	343.2

FIELD GOALS	FGM-FGA	PCT	01-19	20-29	30-39	40-49	50-99	LG	BLK
Joey Slye	14-20	70.0	0-0	8-8	4-6	2-4	0-2	42	2

ALL PURPOSE	G	RUSH	REC	PR	KOR	IR	TOT	AVG/G
Isaiah Ford	10	5	570	0	0	0	575	57.5
Marshawn Williams	9	475	18	0	0	0	493	54.8
Cam Phillips	10	62	392	0	0	0	454	45.4
Bucky Hodges	10	14	417	0	0	0	431	43.1
Willie Byrn	10	0	324	0	0	0	324	32.4
Deon Newsome	10	75	23	0	219	0	317	31.7
Demitri Knowles	9	7	55	0	220	0	282	31.3
Sam Rogers	10	79	195	0	0	0	274	27.4
Shai McKenzie	5	269	0	0	0	0	269	53.8
J.C. Coleman	10	160	-1	0	91	0	250	25.0
Greg Stroman	10	0	0	183	18	0	201	20.1
Ryan Malleck	9	0	176	0	0	0	176	19.6
Joel Caleb	10	96	61	0	0	0	157	15.7
Kyshoen Jarrett	10	0	0	56	0	35	91	9.1
Trey Edmunds	6	86	-3	0	0	0	83	13.8
Derek Di Nardo	10	30	0	0	0	51	81	8.1
Joshua Stanford	6	14	64	0	0	0	78	13.0
Donovan Riley	10	0	0	0	0	63	63	6.3
Kendall Fuller	10	0	0	2	0	47	49	4.9
Brenden Motley	1	36	0	0	0	0	36	36.0
Dewayne Alford	10	0	0	0	17	0	17	1.7
Greg Gadell	5	0	15	0	0	0	15	3.0
Wade Hansen	10	0	0	0	14	0	14	1.4
Jerome Wright	2	12	0	0	0	0	12	6.0
Josh Trimble	10	0	10	0	0	0	10	1.0
Corey Marshall	9	0	0	0	0	7	7	0.8
Mark Leal	3	7	0	0	0	0	7	2.3
Kalvin Cline	2	0	3	0	0	0	3	1.5
Team	10	-3	0	0	0	0	-3	-0.3
Michael Brewer	10	-20	5	0	0	0	-15	-1.5
TOTAL	10	1404	2324	241	579	203	4751	475.1
OPPONENTS	10	1626	1806	80	669	91	4272	427.2

DEFENSIVE STATISTICS

LEADERS		GP-GS	TACKLES			TFL/YDS	SACKS NO-YARDS	PASS DEF			FUMBLES		BLKD KICK	SAFETY
			SOLO	AST	TOTAL			INT-YDS	BRUP	QBH	RCV-YDS	FF		
34	Kyshoen Jarrett	10	40	31	71	3.0-13	0.5-3	2-35	4	.	.	1	.	.
8	Detrick Bonner	10	30	28	58	4.0-25	2.0-14	1-0	4	4	.	1	.	.
19	Chuck Clark	10	40	15	55	5.0-12	1.0-4	.	7	5
40	Deon Clarke	10	21	34	55	9.0-54	4.0-33	1-0	1	8	1-0	.	.	.
36	Chase Williams	7	25	29	54	8.5-50	3.5-35	.	2	15	.	1	.	.
90	Dadi Nicolas	10	23	23	46	12.5-65	7.5-60	.	1	30	1-0	.	2	.
2	Donovan Riley	10	30	13	43	1.0-8	1.0-8	1-63	1	1	1-0	1	.	.
54	Andrew Motuapuaka	9	18	23	41	1.5-2	.	.	.	1	1-11	.	.	.
11	Kendall Fuller	10	20	18	38	4.5-18	2.0-11	1-47	13	.	1-0	.	.	.
40	Ken Ekanem	10	20	17	37	10.0-54	6.0-46	.	1	15	.	1	.	.
96	Corey Marshall	9	9	18	27	5.5-22	1.5-13	1-7	1	17
41	Derek Di Nardo	10	17	8	25	4.0-19	3.0-17	1-51	1	8	2-45	.	.	.
95	Nigel Williams	10	8	13	21	5.0-27	2.5-17	.	.	7
45	Sam Rogers	10	3	7	10
92	Luther Maddy	4	4	5	9	0.5-1	.	.	.	7
87	Dewayne Alford	10	5	3	8	1.5-1	1	.	.
31	Brandon Facyson	3	5	1	6	.	.	.	5
37	Ronny Vandyke	10	4	2	6	1	.	.
98	Ricky Walker	8	.	5	5	1.0-5
43	Seth Dooley	10	3	2	5
20	Deon Newsome	10	2	2	4	1-0	.	.	.
21	C.J. Reavis	9	2	2	4	0.5-1	1	.	.
15	Joel Caleb	10	2	2	4
14	Trey Edmunds	6	2	2	4
30	Mitchell Ludwig	7	.	3	3
60	Woody Baron	9	.	3	3	1.0-1	0.5-1	.	.	2
23	Der'Woun Greene	7	1	2	3
3	Greg Stroman	10	1	1	2
26	Desmond Frye	2	2	.	2
46	Joey Slye	10	.	2	2
56	Sean Huelskamp	2	1	1	2
7	Bucky Hodges	10	2	.	2
50	Jamieon Moss	10	.	2	2
12	Michael Brewer	10	.	2	2
35	Dahman McKinnon	4	1	.	1	1-0	.	.	.
51	Melvin Keihn	10	1	.	1
32	Josh Trimble	10	1	.	1
5	Joshua Stanford	6	1	.	1
72	Augie Conte	10	.	1	1
59	Eddie D'Antuono	10	1	.	1
42	Marshawn Williams	9	1	.	1
39	Daniel Dyer	7	1	.	1
TM	Team	10	1
TOTAL		10	347	320	667	78-378	35-262	8-203	41	120	9-56	8	2	1
OPPONENTS		10	400	426	826	60.0-293	24-206	12-91	33	39	7-12	10	3	.

RUSHING TACKLES

PLAYER	NO.
Kyshoen Jarrett	55
Deon Clarke	43
Chase Williams	39
Detrick Bonner	37
Dadi Nicolas	36
Andrew Motuapuaka	34
Ken Ekanem	29
Chuck Clark	27
Corey Marshall	24
Donovan Riley	19
Nigel Williams	18
Derek Di Nardo	17
Kendall Fuller	16
Luther Maddy	8
Dewayne Alford	7
Ricky Walker	5
Woody Baron	2
Seth Dooley	2
Brandon Facyson	2
Der'Woun Greene	1
TOTALS	421

PASSING TACKLES

PLAYER	NO
Chuck Clark	22
Kendall Fuller	20
Donovan Riley	19
Detrick Bonner	18
Kyshoen Jarrett	14
Chase Williams	8
Deon Clarke	8
Andrew Motuapuaka	5
Brandon Facyson	4
Dadi Nicolas	2
Ken Ekanem	1
C.J. Reavis	1
Luther Maddy	1
Corey Marshall	1
Derek Di Nardo	1
Seth Dooley	1
TOTALS	126

SPECIAL TEAMS TACKLES

PLAYER	TOTAL	KO	PUNT
Sam Rogers	9	9	0
Ronny Vandyke	5	4	1
Chuck Clark	5	1	4
Derek Di Nardo	4	0	4
Joel Caleb	4	4	0
Trey Edmunds	4	4	0
Deon Newsome	4	1	3
Mitchell Ludwig	3	3	0
Donovan Riley	3	1	2
Joey Slye	2	2	0
Greg Stroman	2	2	0
C.J. Reavis	2	2	0
Chase Williams	2	0	2
Seth Dooley	2	0	2
Jamieon Moss	2	2	0
Sean Huelskamp	2	2	0
Desmond Frye	2	2	0
Der'Woun Greene	2	2	0
Andrew Motuapuaka	2	1	1
Daniel Dyer	1	1	0
Melvin Keihn	1	1	0
Eddie D'Antuono	1	0	1
Dahman McKinnon	1	0	1
Josh Trimble	1	1	0
TOTALS	66	45	21

RED ZONE ANALYSIS

VIRGINIA TECH

DATE	OPPONENT	SCORE		TIME IN RZ	TIMES SCORED	TOTAL PTS	TDS	RUSH TDS	PASS TDS	FG MADE	FAILED TO SCORE INSIDE RZ					
											FG ATT	DOWNES	INT	FUMB	HALF	GAME
Aug 30	William & Mary	W	34-9	5	5	27	3	1	2	2	0	0	0	0	0	0
Sep 06	at Ohio State	W	35-21	4	4	28	4	2	2	0	0	0	0	0	0	0
Sep 13	East Carolina	L	21-28	3	2	14	2	0	2	0	0	1	0	0	0	0
* Sep 20	Georgia Tech	L	24-27	4	3	13	1	1	0	2	1	0	0	0	0	0
Sep 27	Western Michigan	W	35-17	4	4	20	2	1	1	2	0	0	0	0	0	0
* Oct 04	at North Carolina	W	34-17	5	4	20	2	2	0	2	0	0	0	0	1	0
* Oct 16	at Pittsburgh	L	16-21	3	3	13	1	0	1	2	0	0	0	0	0	0
* Oct 23	Miami	L	6-30	3	1	6	1	0	1	0	0	0	0	2	0	0
* Nov 01	Boston College	L	31-33	6	5	31	4	2	2	1	1	0	0	0	0	0
* Nov 15	at Duke	W	17-16	3	3	17	2	0	2	1	0	0	0	0	0	0
* Nov 22	at Wake Forest															
* Nov 28	Virginia															
Totals 34 of 40 (85.0%)				40	34	189	22	9	13	12	2	1	0	2	1	0

OPPONENT

DATE	OPPONENT	SCORE		TIME IN RZ	TIMES SCORED	TOTAL PTS	TDS	RUSH TDS	PASS TDS	FG MADE	FAILED TO SCORE INSIDE RZ					
											FG ATT	DOWNES	INT	FUMB	HALF	GAME
Aug 30	William & Mary	W	34-9	3	2	6	0	0	0	2	1	0	0	0	0	0
Sep 06	at Ohio State	W	35-21	3	2	14	2	2	0	0	1	0	0	0	0	0
Sep 13	East Carolina	L	21-28	6	4	28	4	1	3	0	1	1	0	0	0	0
* Sep 20	Georgia Tech	L	24-27	3	2	10	1	1	0	1	1	0	0	0	0	0
Sep 27	Western Michigan	W	35-17	4	3	17	2	2	0	1	1	0	0	0	0	0
* Oct 04	at North Carolina	W	34-17	3	3	17	2	1	1	1	0	0	0	0	0	0
* Oct 16	at Pittsburgh	L	16-21	3	2	14	2	2	0	0	1	0	0	0	0	0
* Oct 23	Miami	L	6-30	3	2	10	1	1	0	1	0	1	0	0	0	0
* Nov 01	Boston College	L	31-33	3	3	16	2	0	2	1	0	0	0	0	0	0
* Nov 15	at Duke	W	17-16	3	3	13	1	1	0	2	0	0	0	0	0	0
* Nov 22	at Wake Forest															
* Nov 28	Virginia															
Totals 26 of 34 (76.5%)				34	26	145	17	11	6	9	6	2	0	0	0	0

MONEY PLAYS

Money plays are defined as plays resulting in first down or a touchdown.

RUSHERS	1ST	TD	NO	ATT
Marshawn Williams	23	4	24	123
Shai McKenzie	15	3	17	53
Michael Brewer	10	1	11	37
J.C. Coleman	7	2	9	46
Joel Caleb	5	0	5	22
Sam Rogers	4	0	4	17
Trey Edmunds	3	0	3	17
Cam Phillips	3	0	3	4
Brenden Motley	2	0	2	3
Deon Newsome	2	0	2	13
Joshua Stanford	1	0	1	3
Bucky Hodges	1	0	1	5
Derek Di Nardo	1	0	1	1
M. Williams & M. Brewer	1	1	1	1
TOTALS	68	11	74	317

RECEPTIONS	1ST	TD	NO	REC
Isaiah Ford	35	6	36	45
Cam Phillips	17	2	17	32
Bucky Hodges	12	6	16	35
Willie Byrn	14	0	14	40
Sam Rogers	11	1	12	18
Ryan Malleck	8	1	9	20
Joshua Stanford	4	0	4	7
Joel Caleb	4	0	4	6
Demitri Knowles	2	0	2	3
Greg Gadell	1	0	1	1
TOTALS	108	16	115	225

1st DOWN TOTALS	36	6	37	88
-----------------	----	---	----	----

2nd DOWN TOTALS	25	4	29	68
-----------------	----	---	----	----

3rd DOWN TOTALS	45	5	47	66
-----------------	----	---	----	----

4th DOWN TOTALS	2	1	2	3
-----------------	---	---	---	---

1st DOWN TOTALS	26	3	28	187
-----------------	----	---	----	-----

2nd DOWN TOTALS	30	7	33	127
-----------------	----	---	----	-----

3rd DOWN TOTALS	18	0	18	39
-----------------	----	---	----	----

4th DOWN TOTALS	4	1	5	7
-----------------	---	---	---	---

DRIVE START AVERAGES

OBTAINED	HOKIES		OPPONENTS	
	#	AVG	#	AVG
Kickoff	49	25.2	53	27.0
Punt	61	25.3	61	32.2
Field goal	9	22.2	6	27.7
Fumble	9	71.1	7	53.1
Interception	8	61.4	12	59.8
Downs	9	33.9	7	36.3
ALL DRIVES	145	30.4	146	33.6

SUPERLATIVES

INDIVIDUAL GAME HIGHS

Rushes	21	Marshawn Williams vs Miami (Oct 23, 2014)
Yards Rushing	119	Marshawn Williams vs Western Michigan (Sep 27, 2014)
TD Rushes	1	J.C. Coleman vs William and Mary (Aug 30, 2014)
		Shai McKenzie vs William and Mary (Aug 30, 2014)
		Shai McKenzie at Ohio State (Sep 06, 2014)
		Marshawn Williams at Ohio State (Sep 06, 2014)
		Michael Brewer vs Georgia Tech (Sep 20, 2014)
		Marshawn Williams vs Georgia Tech (Sep 20, 2014)
		Shai McKenzie vs Western Michigan (Sep 27, 2014)
		J.C. Coleman at North Carolina (Oct 04, 2014)
		Marshawn Williams at North Carolina (Oct 04, 2014)
		Michael Brewer vs Boston College (Nov 01, 2014)
		Marshawn Williams vs Boston College (Nov 01, 2014)
Long Rush	42	Marshawn Williams vs Western Michigan (Sep 27, 2014)
Pass attempts	56	Michael Brewer vs East Carolina (Sep 13, 2014)
Pass completions	31	Michael Brewer vs Boston College (Nov 01, 2014)
Yards Passing	345	Michael Brewer vs Boston College (Nov 01, 2014)
TD Passes	3	Michael Brewer vs East Carolina (Sep 13, 2014)
Long Pass	44	Michael Brewer vs Boston College (Nov 01, 2014)
Receptions	8	Isaiah Ford vs Georgia Tech (Sep 20, 2014)
Yards Receiving	114	Isaiah Ford vs Georgia Tech (Sep 20, 2014)
TD Receptions	2	Isaiah Ford vs East Carolina (Sep 13, 2014)
Long Reception	44	Willie Byrn vs Boston College (Nov 01, 2014)
Field Goals	3	Joey Slye vs Georgia Tech (Sep 20, 2014)
		Joey Slye at Pitt (10/16/14)
Long Field Goal	42	Joey Slye vs Georgia Tech (Sep 20, 2014)
		Joey Slye at Pitt (10/16/14)
Punts	8	A.J. Hughes vs East Carolina (Sep 13, 2014)
		A.J. Hughes at Duke (Nov 15, 2014)
Punting Avg	46.3	A.J. Hughes vs William and Mary (Aug 30, 2014)
Long Punt	60	A.J. Hughes vs Boston College (Nov 01, 2014)
Punts inside 20	4	A.J. Hughes at North Carolina (Oct 04, 2014)
Long Punt Return	38	Greg Stroman at Pitt (10/16/14)
Long Kickoff Return	58	Deon Newsome vs Miami (Oct 23, 2014)
Tackles	17	Chase Williams vs Georgia Tech (Sep 20, 2014)
Sacks	3.0	Ken Ekanem at North Carolina (Oct 04, 2014)
Tackles For Loss	4.0	Ken Ekanem at North Carolina (Oct 04, 2014)
Interceptions	2	Kyshoen Jarrett at Ohio State (Sep 06, 2014)

TEAM GAME HIGHS

Rushes	57	at North Carolina (Oct 04, 2014)
Yards Rushing	308	vs Western Michigan (Sep 27, 2014)
Yards Per Rush	6.6	vs Western Michigan (Sep 27, 2014)
TD Rushes	2	vs William and Mary (Aug 30, 2014)
		at Ohio State (Sep 06, 2014)
		vs Georgia Tech (Sep 20, 2014)
		at North Carolina (Oct 04, 2014)
		vs Boston College (Nov 01, 2014)
Pass attempts	56	vs East Carolina (Sep 13, 2014)
Pass completions	31	vs Boston College (Nov 01, 2014)
Yards Passing	345	vs Boston College (Nov 01, 2014)
Yards Per Pass	8.6	vs William and Mary (Aug 30, 2014)
TD Passes	3	vs East Carolina (Sep 13, 2014)
Total Plays	89	vs East Carolina (Sep 13, 2014)
Total Offense	488	vs William and Mary (Aug 30, 2014)
Yards Per Play	6.7	vs William and Mary (Aug 30, 2014)
Points	35	at Ohio State (Sep 06, 2014)
		vs Western Michigan (Sep 27, 2014)
Sacks By	7	at Ohio State (Sep 06, 2014)
First Downs	26	vs East Carolina (Sep 13, 2014)
		vs Western Michigan (Sep 27, 2014)
		vs Georgia Tech (Sep 20, 2014)
		at Ohio State (Sep 06, 2014)
Penalties	12	vs Georgia Tech (Sep 20, 2014)
Penalty Yards	107	at Ohio State (Sep 06, 2014)
Turnovers	3	at Ohio State (Sep 06, 2014)
		vs Georgia Tech (Sep 20, 2014)
		vs Miami (Oct 23, 2014)
Interceptions By	3	at Ohio State (Sep 06, 2014)
Punts	8	vs East Carolina (Sep 13, 2014)
		at Duke (Nov 15, 2014)
Punting Avg	46.3	vs William and Mary (Aug 30, 2014)
Long Punt	60	vs Boston College (Nov 01, 2014)
Punts inside 20	4	at North Carolina (Oct 04, 2014)
Long Punt Return	38	at Pitt (10/16/14)

OPPONENT INDIVIDUAL GAME HIGHS

Rushes	29	Duke Johnson, vs Miami (Oct 23, 2014)
Yards Rushing	249	Duke Johnson, vs Miami (Oct 23, 2014)
TD Rushes	2	FRANKLIN, J, vs Western Michigan (Sep 27, 2014)
		Conner, J., at Pitt (10/16/14)
		Gus Edwards, vs Miami (Oct 23, 2014)
Long Rush	68	Willis,M, vs Boston College (Nov 01, 2014)
Pass attempts	47	CARDEN, Shane, vs East Carolina (Sep 13, 2014)
Pass completions	23	CARDEN, Shane, vs East Carolina (Sep 13, 2014)
Yards Passing	427	CARDEN, Shane, vs East Carolina (Sep 13, 2014)
TD Passes	3	CARDEN, Shane, vs East Carolina (Sep 13, 2014)
Long Pass	58	Barrett, J.T., at Ohio State (Sep 06, 2014)
Receptions	8	BRAVERMAN, D, vs Western Michigan (Sep 27, 2014)
Yards Receiving	224	WORTHY, Cam, vs East Carolina (Sep 13, 2014)
TD Receptions	1	Thomas, Michael, at Ohio State (Sep 06, 2014)
		JONES, Isaiah, vs East Carolina (Sep 13, 2014)
		WILLIAMS, Bryce, vs East Carolina (Sep 13, 2014)
		BROWN, Trevon, vs East Carolina (Sep 13, 2014)
		Smelter, D., vs Georgia Tech (Sep 20, 2014)
		Davis, Q, at North Carolina (Oct 04, 2014)
		Boyd, T., at Pitt (10/16/14)
		Duke Johnson, vs Miami (Oct 23, 2014)
		Outlow,M, vs Boston College (Nov 01, 2014)
		Callinan,C, vs Boston College (Nov 01, 2014)
Long Reception	58	Smith, Devin, at Ohio State (Sep 06, 2014)
Field Goals	3	John Carpenter, vs William and Mary (Aug 30, 2014)
		Martin, R, at Duke (Nov 15, 2014)
Long Field Goal	48	Martin, R, at Duke (Nov 15, 2014)
Punts	8	GREGORY, Worth, vs East Carolina (Sep 13, 2014)
		SCHROEDER, J., vs Western Michigan (Sep 27, 2014)
Punting Avg	52.0	H. Windmuller, vs William and Mary (Aug 30, 2014)
Long Punt	63	Johnston, C, at Ohio State (Sep 06, 2014)
Punts inside 20	5	Winslow, R., at Pitt (10/16/14)
Long Punt Return	18	Alston,S, vs Boston College (Nov 01, 2014)
Long Kickoff Return	38	BRAVERMAN, D, vs Western Michigan (Sep 27, 2014)
Tackles	14	WILLIAMS, Brndn, vs East Carolina (Sep 13, 2014)
Sacks	2.0	Moore,M, vs Boston College (Nov 01, 2014)
		Cash, J, at Duke (Nov 15, 2014)
Tackles For Loss	3.0	Cash, J, at Duke (Nov 15, 2014)
Interceptions	2	HAWKINS, Josh, vs East Carolina (Sep 13, 2014)

OPPONENT TEAM GAME HIGHS

Rushes	53	vs Miami (Oct 23, 2014)
Yards Rushing	364	vs Miami (Oct 23, 2014)
Yards Per Rush	6.9	vs Miami (Oct 23, 2014)
TD Rushes	3	vs Miami (Oct 23, 2014)
Pass attempts	47	vs East Carolina (Sep 13, 2014)
Pass completions	23	vs East Carolina (Sep 13, 2014)
Yards Passing	427	vs East Carolina (Sep 13, 2014)
Yards Per Pass	9.1	vs East Carolina (Sep 13, 2014)
TD Passes	3	vs East Carolina (Sep 13, 2014)
Total Plays	82	at Duke (Nov 15, 2014)
Total Offense	502	vs East Carolina (Sep 13, 2014)
Yards Per Play	7.0	vs East Carolina (Sep 13, 2014)
Points	33	vs Boston College (Nov 01, 2014)
Sacks By	6	at Duke (Nov 15, 2014)
First Downs	23	at Duke (Nov 15, 2014)
Penalties	13	vs East Carolina (Sep 13, 2014)
Penalty Yards	114	vs East Carolina (Sep 13, 2014)
Turnovers	3	at Ohio State (Sep 06, 2014)
		at North Carolina (Oct 04, 2014)
		at Duke (Nov 15, 2014)
Interceptions By	3	vs Georgia Tech (Sep 20, 2014)
Punts	8	vs East Carolina (Sep 13, 2014)
		vs Western Michigan (Sep 27, 2014)
Punting Avg	52.0	vs William and Mary (Aug 30, 2014)
Long Punt	63	at Ohio State (Sep 06, 2014)
Punts inside 20	5	at Pitt (10/16/14)
Long Punt Return	18	vs Boston College (Nov 01, 2014)

20-YARD PLAYS

Yards	Type	Player(s)	Opponent
*63	INT	Donovan Riley	Ohio State
58	KR	Deon Newsome	Miami
51	INT	Derek Di Nardo	Duke
*47	INT	Kendall Fuller	North Carolina
45	FR	Derek Di Nardo	William and Mary
44	KR	J.C. Coleman	Boston College
44	Pass	Willie Byrn from Michael Brewer	Boston College
42	Rush	Marshawn Williams	Western Michigan
41	Pass	Bucky Hodges from Michael Brewer	Pitt
41	Rush	Marshawn Williams	Miami
40	Pass	Bucky Hodges from Michael Brewer	East Carolina

*39	Rush	Shai McKenzie	William and Mary
38	Pass	Demitri Knowles from Michael Brewer	William and Mary
38	PR	Greg Stroman	Pitt
35	PR	Kyshoen Jarrett	Boston College
35	Rush	Marshawn Williams	Western Michigan
35	PR	Greg Stroman	Ohio State
33	Rush	Joel Caleb	Western Michigan
33	Pass	Cam Phillips from Michael Brewer	Boston College
33	Pass	Isaiah Ford from Michael Brewer	Boston College
*31	Rush	Marshawn Williams+Michael Brewer	Georgia Tech
30	Rush	Derek Di Nardo	Boston College
30	Pass	Cam Phillips from Michael Brewer	Georgia Tech

29	Rush	Cam Phillips	North Carolina
*29	Pass	Bucky Hodges from Michael Brewer	Western Michigan
29	KR	Demitri Knowles	Georgia Tech
28	Pass	Bucky Hodges from Michael Brewer	Western Michigan
28	Pass	Cam Phillips from Michael Brewer	East Carolina
26	Rush	Trey Edmunds	North Carolina
26	Pass	Isaiah Ford from Michael Brewer	North Carolina
*26	Pass	Bucky Hodges from Michael Brewer	North Carolina
26	Pass	Sam Rogers from Michael Brewer	Boston College
26	Pass	Bucky Hodges from Michael Brewer	Duke
26	KR	Demitri Knowles	Miami
26	INT	Kyshoen Jarrett	Ohio State
26	Pass	Willie Byrn from Michael Brewer	William and Mary
26	KR	Deon Newsome	Ohio State
25	Pass	Isaiah Ford from Michael Brewer	Georgia Tech
24	Pass	Cam Phillips from Michael Brewer	William and Mary
24	Rush	Brenden Motley	Duke
24	Rush	Deon Newsome	Ohio State
24	Pass	Bucky Hodges from Michael Brewer	Boston College
23	Pass	Sam Rogers from Michael Brewer	Miami
23	PR	Greg Stroman	East Carolina
22	Pass	Cam Phillips from Michael Brewer	Georgia Tech
*21	Pass	Isaiah Ford from Michael Brewer	East Carolina

20-YARD PLUS PLAYS BY PLAYER

PLAYER	NO	TD	RUSH	PASS	KR	PR	IR	FR
Bucky Hodges	7	2	0	7	0	0	0	0
Cam Phillips	7	0	2	5	0	0	0	0
Isaiah Ford	5	1	0	5	0	0	0	0
Demitri Knowles	5	0	0	1	4	0	0	0
Deon Newsome	5	0	1	0	4	0	0	0
Marshawn Williams	4	0	4	0	0	0	0	0
Derek Di Nardo	3	0	1	0	0	0	1	1
Greg Stroman	3	0	0	0	0	3	0	0
Trey Edmunds	2	0	2	0	0	0	0	0
Kyshoen Jarrett	2	0	0	0	0	1	1	0
Sam Rogers	2	0	0	2	0	0	0	0
Willie Byrn	2	0	0	2	0	0	0	0
M. Williams & M. Brewer	1	1	1	0	0	0	0	0
Shai McKenzie	1	1	1	0	0	0	0	0
Kendall Fuller	1	1	0	0	0	0	1	0
Donovan Riley	1	1	0	0	0	0	1	0
Joel Caleb	1	0	1	0	0	0	0	0
J.C. Coleman	1	0	0	0	1	0	0	0
Brenden Motley	1	0	1	0	0	0	0	0
Ryan Malleck	1	0	0	1	0	0	0	0
TOTAL	55	7	14	23	9	4	4	1

Yards	Type	Player(s)	Opponent
21	Pass	Ryan Malleck from Michael Brewer	William and Mary
21	Rush	Marshawn Williams	East Carolina
21	Rush	Cam Phillips	Duke
20	KR	Demitri Knowles	Western Michigan
20	KR	Demitri Knowles	Ohio State
20	Rush	Trey Edmunds	Western Michigan
20	Pass	Isaiah Ford from Michael Brewer	William and Mary
20	KR	Deon Newsome	William and Mary
20	KR	Deon Newsome	William and Mary

* Touchdown Scored On Play

LONG PLAYS BY THE NUMBERS

PLAYS	NO	TD
100+	0	0
90-99	0	0
80-89	0	0
70-79	0	0
60-69	1	1
50-59	2	0
40-49	8	1
30-39	12	2
20-29	32	3

LONG PLAYS BY TYPE	NO	TD
Rushing	14	2
Passing	23	3
Punt returns	4	0
Kick returns	9	0
Interceptions	4	2
Fumble returns	1	0
Other	0	0
TOTAL	55	7

LONGEST PLAYS OF THE YEAR

Rushing		
42	Marshawn Williams vs Western Michigan	Sept. 27

Rushing Touchdown		
39	Shai McKenzie vs William and Mary	Aug. 30

Passing		
44	Willie Byrn from Michael Brewer vs Boston College	Nov. 1

Passing Touchdown		
29	Bucky Hodges from Michael Brewer vs Western Michigan	Sept. 27

Punt Return		
38	Greg Stroman vs Pittsburgh	Oct. 16

Kick Return		
58	Deon Newsome vs Miami	Oct. 23

Interception Return		
63	Donovan Riley vs Ohio State	Sept. 6

Fumble Return		
45	Derek Di Nardo vs William and Mary	Aug. 30

Punt		
60	A.J. Hughes vs Boston College	Nov. 1

Field Goal		
42	Joey Slye vs Pittsburgh	Oct. 16
42	Joey Slye vs Georgia Tech	Sep. 20

2014 VIRGINIA TECH SCORING DRIVES

Qtr.	Opp.	Scoring Play	Plays-Yds.-TOP
1	WM	Ford, I 13 Pass From Brewer, M (Slye, J)	14-84-5:39
2	WM	Hodges, B 8 Pass From Brewer, M (Slye, J)	5-2-2:25
2	WM	FG Slye, J 20	9-75-2:38
3	WM	FG Slye, J 27	14-74-6:56
3	WM	McKenzie, S 39 Rush (Slye, J)	4-80-1:25
4	WM	Coleman, JC 2 Rush (Slye, J)	2-28-0:25
1	OSU	McKenzie, S 2 Rush (Slye, J)	10-43-4:50
1	OSU	Williams, M 14 Rush (Slye, J)	9-58-3:26
2	OSU	Rogers, S 10 Pass From Brewer, M (Slye, J)	8-61-1:09
4	OSU	Hodges, B 10 Pass From Brewer, M (Slye, J)	6-65-2:56
4	OSU	Riley, D 63 Interception Return (Slye, J)	-
2	ECU	Ford, I 21 Pass From Brewer, M (Slye, J)	8-73-2:36
4	ECU	Ford, I 15 Pass From Brewer, M (Slye, J)	12-80-4:10
4	ECU	Phillips, C 18 Pass From Brewer, M (Slye, J)	6-47-0:55
1	GT	FG Slye, J 42	10-46-4:08
2	GT	FG Slye, J 33	12-54-4:48
2	GT	Williams, M 6 Rush (Slye, J)	10-63-4:32
2	GT	FG Slye, J 36	8-56-0:55
4	GT	Brewer, M 21 Rush (Hodges, B pass)	7-75-3:19
1	WMU	Motuapuaka, A 11 Fumble Return (kick blocked)	-
1	WMU	Team Safety	-
1	WMU	FG Slye, J 37	6-46-1:38
1	WMU	Hodges, B 29 Pass From Brewer, M (Slye, J)	10-80-3:18
3	WMU	Ford, I 7 Pass From Brewer, M (Slye, J)	11-80-5:22
3	WMU	McKenzie, S 4 Rush (Slye, J)	9-68-4:02
4	WMU	FG Slye, J 27	9-65-5:09
1	UNC	Williams, M 8 Rush (Slye, J)	2-16-0:34
1	UNC	Hodges, B 26 Pass From Brewer, M (Slye, J)	12-82-5:33
2	UNC	FG Slye, J 27	13-70-7:15
2	UNC	Fuller, Ke 47 Interception Return (Slye, J)	-
4	UNC	FG Slye, J 22	16-76-6:47
4	UNC	Coleman, JC 1 Rush (Slye, J)	2-10-0:42
2	Pitt	FG Slye, J 42	4-7-1:36
2	Pitt	FG Slye, J 24	7-32-2:54
3	Pitt	FG Slye, J 21	8-61-3:28
4	Pitt	Phillips, C 14 Pass From Brewer, M (Slye, J)	9-80-2:32
4	Miami	Ford, I 14 Pass From Leal, M (pass failed)	10-77-2:39
1	BC	Williams, M 8 Rush (Slye, J)	9-95-3:09
2	BC	FG Slye, J 27	7-36-2:00
4	BC	Brewer, M 1 Rush (Slye, J)	11-67-3:44

4	BC	Hodges, B 7 Pass From Brewer, M (Slye, J)	11-75-3:05
4	BC	Malleck, R 5 Pass From Brewer, M (Slye, J)	9-75-2:31
2	Duke	Ford, I 10 Pass From Brewer, M (Slye, J)	12-98-5:05
3	Duke	FG Slye, J 35	4--9-1:08
4	Duke	Hodges, B 15 Pass From Brewer, M (Slye, J)	5-31-2:04

Totals	350-2382-133:27
Average Scoring Drive	8.5 plays-58.1 yds.

VIRGINIA TECH SCORING

- 45 Total Scores (11 Run, 16 Pass, 14 FG, 0 S.T., 1 Safety, 3 Defense)
- 11 First Quarter Scores (4 Run, 3 Pass, 2 FG, 2 S.T., 1 Safety, 1 Defense)
 - 13 Second Quarter Scores (1 Run, 4 Pass, 7 FG, 1 Defense)
 - 6 Third Quarter Scores (2 Run, 1 Pass, 3 FG)
 - 15 Fourth Quarter Scores (4 Run, 8 Pass, 2 FG, 1 S.T., 1 Defense)
 - 0 Overtime Drives ()

Most plays in a scoring drive:	16 plays - vs. North Carolina (16-76-6:47 FG)
Longest scoring drive:	98 yards - vs. Duke (12-98-5:05 TD)
Longest TOP scoring drive:	7:15 - vs. North Carolina (13-70-7:15 FG)
Average TOP on offensive scoring drives:	3:15

OPPONENTS

Most plays in a scoring drive:	12 plays - Miami (12-79-5:17 TD)
Longest scoring drive:	79 yards - Miami (12-79-5:17 TD)
Longest TOP scoring drive:	5:17 - Miami (12-79-5:17 TD)
Average TOP on offensive scoring drives:	2:21

POINTS OFF TURNOVERS

VT	Total	WM	OSU	ECU	GT	WMU	NC	PITT	UM	BC	DU	WF	VA
Opp. TOs	16	2	3	1	1	2	3	2	0	2			
Points	62	14	7	0	0	7	21	3	0	10			
Opponents													
VT TOs	18	2	3	2	3	2	1	1	3	1			
Points	54	6	7	0	17	10	7	7	0	0			

ON THE MOVE

Quarterback	O Drives				Drives Ended By				TO	Clock	Safety	Points	Pts.	Drive
	Started	TD	FG	FGA	Punt	Downs						Scored	Drive	Efficiency
Michael Brewer	136	26	14	20	61	7			18	4	0	224	1.65	29.4%
Mark Leal	3	1	0	0	0	0			0	2	0	6	2.00	33.3%
VT Offense	139	27	14	20	61	7			18	6	0	230	1.65	29.5%
Opp. Offense	144	26	13	22	61	9			13	10	1	212	1.47	27.1%

KICKOFFS	No.	Yds	Avg	TB	OB	Retn	Net	Avg. Start
Mitchell Ludwig	27	1624	60.1	9	1	13.4	53.4	27
Joey Slye	24	1447	60.3	5	1	12.6	51.8	28
Total	51	3071	60.2	14	2	19.7	52.6	28
Opponents	48	2992	62.3	16	2	18.7	56.9	23

KICKOFF RETURNS (25 yards added to average drive started total for touchbacks; 40 yards for kicks out of bounds; added in team return)

Player	No.	Ret.	FC	OB	TB	O-S	Avg. Depth	Avg. Drive Start
Deep Men	48	30	0	2	16	0	2.1-yard line (101)	22.9-yard line (1098)
Other	3	2	0	0	0	1	31.3-yard line (94)	45.0-yard line (135)
Team	51	31	0	2	16	1	3.8-yd. line (195)	24.2-yd. line (1233)