

VIRGINIA TECH



**JIMMY
KITTS**

COACH OF
VA. POLYTECHNIC INSTITUTE.
— HIS TEAM WILL PLAY
IN THE SUN BOWL ON
NEW YEAR'S DAY.



VIRGINIA TECH vs. UCLA
DECEMBER 31, 2013
SUN BOWL STADIUM
EL PASO, TEXAS

**VIRGINIA
TECH'S
FIRST BOWL
APPEARANCE
WAS IN THE
SUN BOWL,
JANUARY 1, 1947,
vs. CINCINNATI**

TECH'S OPPONENT WILL
BE THE CINCINNATI
BEARCATS... WHO
SPRANG THE FIRST
MAJOR
UPSET OF
THE 1946
SEASON BY
KNOCKING OFF
INDIANA.



VIRGINIA TECH

ATHLETICS COMMUNICATIONS

675 WASHINGTON STREET
ROOM 460 JAMERSON ATHLETIC CENTER
BLACKSBURG, VA • 24061

Office: (540) 231-6726 • Fax: (540) 231-6984

ACC CHAMPIONS: 2004 | 2007 | 2008 | 2010 BIG EAST CHAMPIONS: 1995 | 1996 | 1999 SOUTHERN CHAMPIONS: 1963

80TH HYUNDAI SUN BOWL

Tuesday, Dec. 31, 2013

Kickoff: Noon MT/2 p.m. ET

Sun Bowl Stadium

51,426 • El Paso, Texas

Series vs. UCLA: First Meeting

BROADCAST INFORMATION

Television: CBS

PBP: Verne Lundquist

Analyst: Gary Danielson

Sidelines: Tracy Wolfson



Radio: Virginia Tech IMG Sports Network

PBP: Bill Roth (26th season)

Analyst: Mike Burnop (31st season)

In Stadium Broadcast: 96.9 FM

SiriusXM: Channel 91



ATHLETICS COMMUNICATIONS

Asst. AD: Dave Smith

540-231-6726; vtsid@vt.edu

Assoc. Director: Bryan Johnston

540-231-3387; blj@vt.edu

Director of Photography: Dave Knachel

540-231-3387; dknachel@vt.edu

VT On the Web: hokiesports.com/football

Twitter: twitter.com/VT_Football

Instagram: instagram.com/vthokiefootball

This Game's Hash Tag: #VTvsUCLA

THE COACHING STAFF

ON THE FIELD

Frank Beamer head coach
Shane Beamer assoc. head coach/RBs
Bud Foster defensive coordinator/ILBs
Jeff Grimes offensive line
Aaron Moorehead wide receivers
Charley Wiles defensive line

IN THE BOOTH

Cornell Brown outside linebackers
Torrian Gray defensive secondary
Scott Loeffler offensive coordinator/QBs
Bryan Stinespring recruiting coordinator/TEs

THE 2013 CAPTAINS

Kyle Fuller (#17)

Andrew Miller (#74)

Logan Thomas (#3)

Jack Tyler (#58)

BOWL CENTRAL QR CODE



#17/#18 UCLA (9-3, 6-3 Pac-12)

BRUINS



VIRGINIA TECH (8-4, 5-3 ACC)

HOKIES

THE SERIES

• Virginia Tech and UCLA will be meeting for the first time on the football field when they meet in the 80th Sun Bowl.

• The Hokies are 0-3 all-time against teams currently in the Pac-12 Conference (0-1 against USC, Cal and Stanford), 0-3 against teams from California and are 3-6 all-time in games played in the state of Texas.

• Tech's softball team is the only Hokie sport to match up in a team setting against UCLA ever, falling 1-0 to the Bruins in 2008, but winning 2-1 last season.

SUN BOWL HISTORY

• Virginia Tech will be making its second appearance in the Sun Bowl, but its first in 67 seasons. The Hokies took on Cincinnati in the 1947 Sun Bowl played at the end of the 1946 season, falling 18-6.

EL PASO TIES

• Offensive line coach Jeff Grimes will be returning to his old stomping grounds when the Hokies travel to El Paso for the Sun Bowl. Grimes began his coaching career in 1993 as a high school coach at Riverside High School in El Paso. Grimes earned four letters as an offensive tackle for UTEP

between 1987 and 1990. He is from Garland, Texas, which is just outside of Dallas.

• Former Tech long snapper Collin Carroll now resides in El Paso and is a reporter for KVIA News Channel 7.

CALIFORNIA TIES

• Virginia Tech has one player from California in long snapper Joe St. Germain, who hails from Los Alamitos, just outside of Los Angeles.

TECH AT NEUTRAL SITES

• Virginia Tech has a 149-129-19 record in football games played at neutral sites and is 13-20 in neutral site games during Coach Frank Beamer's 27 seasons.

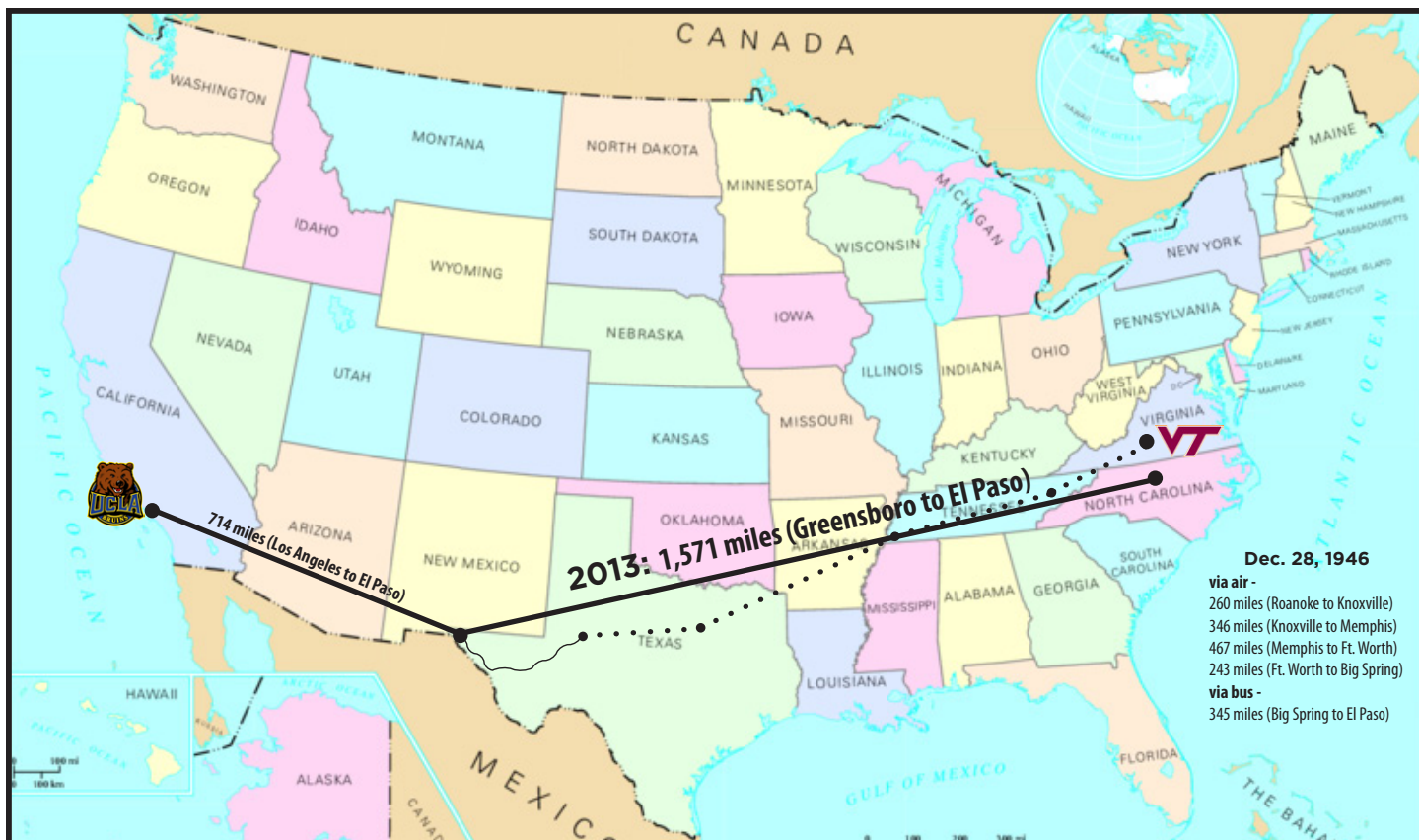
MR. DURABILITY

• When Logan Thomas steps under center for the first play of the Sun Bowl, it will be his 40th start in a row. He already holds the records for total offense, passing yards, attempts, completions and passing scores.

• Thomas broke the school record for consecutive starts by a quarterback against Virginia when he made his 39th-straight start, passing Bryan Randall, who started 38 in a row from 2001-2004.

COUNTDOWN TO KICKOFF

- 10 Ten of Virginia Tech's 11 defensive starters from last year's Russell Athletic Bowl are on this year's Sun Bowl roster.
- 9 The Hokies have played a total of **nine** football games in the state of Texas.
- 8 Virginia Tech is ranked **eighth** nationally in both rushing defense (103.8 ypg) and scoring defense (17.4 ppg).
- 7 Tech has played bowl games in **seven** different states: Florida (10), Louisiana (6), Georgia (4), Tennessee (3), Texas (1), Arizona (1) and California (1).
- 6 Tech is one of just **six** programs in college football history to go to a bowl in at least 20 straight seasons.
- 5 **Five** Hokie defensive players have posted 10 or more tackles for loss this season.
- 4 Frank Beamer is one of just **four** coaches all-time to go to at least 20 consecutive bowls, along with Bobby Bowden (28), Tom Osborne (25) and Bear Bryant (24).
- 3 UCLA will be the **third** Pac-12 team that the Hokies have met in a bowl game, joining California (2003 Insight) and Stanford (2011 Orange).
- 2 Tech has not allowed an opponent to score more than **two** rushing or **two** passing TDs in a game this season.
- 1 Virginia Tech's **first**-ever bowl game was the 1947 Sun Bowl.



THEN (1946 SEASON) AND NOW (2013 SEASON)

Then		Now
\$5,600	New House	\$318,900
\$0.21	Gallon of Gas	\$3.19
\$0.70	Gallon of Milk	\$3.50
\$0.10	Loaf of Bread	\$2.20
\$0.03	Stamp	\$0.46
Harry S. Truman	U.S. President	Barack Obama
John Redd Hutcheson	VT President	Charles W. Steger
W.L. Younger	VT Athletic Director	Jim Weaver
James R. Kitts	VT Head Coach	Frank Beamer
Elmer Wilson	VT Captain(s)	Kyle Fuller, Andrew Miller, Logan Thomas, Jack Tyler
3-3-3	VT Record in Regular Season	8-4
Southern	VT Conference	Atlantic Coast
Two American DC3 twin engines	Mode of Transportation to Bowl	Two charter flights
Fly from Roanoke to Knoxville; Knoxville to Memphis; Memphis to Ft. Worth; Ft. Worth to Big Spring, TX (landed there b/c of storms); bus to El Paso	Flight Pattern	bus from Blacksburg to Greensboro; fly from Greensboro to El Paso
Hotel Cortez	Team Hotel	Radisson Hotel El Paso Airport
Cincinnati	Opponent	UCLA
Kidd Field	Game Site	Sun Bowl Stadium
Jan. 1, 1947	Game Date	Dec. 31, 2013

1946 HAPPENINGS AND FUN FACTS

- Winston Churchill warns of an "iron curtain" falling over Soviet-dominated Eastern Europe
- Movies: The Best Years of Our Lives, Notorious, Great Expectations
- Songs: Tenderly, Come Rain or Come Shine, Zip-a-dee-doo-dah
- TV Shows: Gillette Cavalcade of Sports, Esso Newsreel (programming limited to approximately 12 hours per week on two networks)
- Books: Hiroshima, John Hersey; Baby and Child Care, Dr. Benjamin Spock; All the King's Men, Robert Penn Warren
- "Tide", the first detergent designed for automatic clothes washing machines, introduced
- First electric clothes dryers introduced
- Suntan lotions, developed for troops during World War II, marketed to consumers for the first time
- Shortest recorded boxing match ever: Couture defeats Walton in 10.5 seconds with one punch

REMEMBERING THE PAST

More than six decades later, the 1947 Sun Bowl team remembers its historic accomplishment – one that many have forgotten

By: Jimmy Robertson, HokieSports – The Magazine

PUBLISHED IN MAY, 2009

The 1947 Sun Bowl team was the first Tech team to go to a bowl game and the first team from the state to do so as well.

Over the course of the decades, the memories have faded, becoming blurred images that only come into some semblance of focus when someone or something triggers a thought that brings that image forth through the channels of their minds. They struggled, at times, to provide sharp details, and then apologized for that, even though no apology was warranted and certainly when none was expected.

But they do remember the end result. In the end, that may be the only memory that matters.

Twelve members of the Virginia Tech football team who played during the 1946 season that led to a berth in the '47 Sun Bowl gathered at the Inn and Convention Center on the Tech campus for a two-day reunion the week before Tech's spring game to commemorate their spot in history.

Nineteen members remain from that team, with four others unaccounted for. The rest are presumably playing the game they love on that gridiron up above. The ones left readily admit that this will probably be their last huddle. After all, they are all in their mid-80s and in a hurry-up offense against Father Time, whom, as we all know, is undefeated.

Most have some sort of physical ailments. But, while some of the recollections are foggy, they certainly possess their mental faculties.

They clearly remember beating rival VMI that season and tying UVa. They remember vividly that they were the first Virginia Tech team to go to a bowl. They also remember distinctly that they were the first team from the commonwealth of Virginia to go to a bowl.

And they remember all this expressly today during a time when many current Virginia Tech fans and alums have forgotten.

In many ways, they – this 1947 Sun Bowl team – have become the forgotten team.

WORLD WAR II'S IMPACT

Nothing impacted college athletics in the 1940s more than World War II, a global conflict, sparked by a maniacal German dictator that ended up being played out on three continents. Of course, nothing impacted Tech athletics especially more than that world clash during that time period.

After all, the Corps of Cadets served as the foundation for the school, as all students were cadets in the early days. The United States' entry into World War II in 1941 resulted in many of Tech's finest being called to serve their country – athletes and coaches weren't

excluded, including head football coach Jimmy Kitts, who joined the Navy and went to serve after the 1941 season.

The school shut down the athletics department after scores of cadets went off to fight. In fact, Tech did not field a football team in 1943 or 1944.

In 1945, with the war winding down, the school restarted the football program. The highlight of the season came when Tech beat a Bear Bryant-led Maryland squad, as a running back named Charlie Forbes rushed for more than 100 yards. Forbes, who came to Tech as a walk-on from Newport News, Va., was an 18-year-old freshman at the time.

"I doubt there was anyone else in the 1940s who ran for more than 100 yards in a game," said Ross Orr, a tackle and a kicker from Smyth County, Va., who played on that team and for the next two years.

Orr – who spearheaded this Sun Bowl team reunion – may be right. Tech's records only go back to 1950. No one kept them before then.

Like Forbes, Orr and a handful of other Tech players had not fought in the war. Their youthful, teenage exuberance made for an interesting dynamic when the war veterans – many of whom were married – returned to Blacksburg in 1946 to continue both their schooling and to play football.

Kitts returned in 1946 as well, and set about molding his football team. Only nine guys who played in 1945 actually played on the '46 team. The '46 team ended up being comprised of mostly freshmen or sophomores, most of whom were returning from the service.

Some were married at the time and lived with their wives, and in some cases, their children. Others lived in the dorms. Yet chemistry wasn't an issue with this bunch.

"Sure, there were some cliques," said Oren Hopkins, a freshman end from Norfolk, Va., who was drafted by the Army right out of high school and fought in the Battle of Bulge in Europe before coming to Tech. "We had a lot of married guys on the squad and they didn't always mingle socially with some of the others. We didn't always see each other much. But I never saw any animosity whatsoever."

"I thought the transition was easier coming back from the war," said Bob Taylor, a guard from Winchester, Va., who fought both in the European theater and the Pacific theater. "After the war, the veterans wanted a degree. It was either go to work or go to school and play football."

"I think most of those boys were mature. They were ready to get back and play ball and everyone pretty much fit right in."

Many of these players returned with hardware and honors pinned on their uniforms. Taylor actually earned a Bronze Star for his role in combat. Harry Walton, a back and now deceased, was awarded two Purple Hearts. John Kroehling, an end from Springfield, N.J., also received a Purple Heart and a Soldier's Medal after saving a man from drowning in the south Pacific. Floyd Bowles, a fullback from Richmond and the captain of

the 1945 team, was a German prisoner of war. R.E. Johnson, an end from Tennessee who is now deceased, also was a German prisoner of war.

In all, 35 veterans formed the nucleus of the 1946 team, which, according to some counts, consisted of only 46 players.

"They never talked a lot about the war," Orr said of the veterans. "It's amazing. They just came back and played hard and tried hard."

"You didn't hear many stories," Forbes agreed.

It certainly was a transitional time, both nationally and at Virginia Tech. After all, there was the shadow of World War I and the Great Depression, and the recent horrors of World War II. At Tech, for the first time, civilians outnumbered cadets on campus, and some of the civilians resented the war. The school itself appeared to be in the throes of transitioning from an institution with a military background to primarily an educational school.

For these guys, the gridiron provided a much-needed escape from the outside world.

THE 1946 SEASON

Tech's road to a bowl game got off to a rather bumpy start. On Sept. 28, the Gobblers – as they were called back then – opened the season by traveling to Chapel Hill, N.C., to face North Carolina and found themselves down 14-0 at halftime. The Tar Heels featured one of the nation's best players in running back Charlie "Choo Choo" Justice, who would later go on to be inducted into the College Football Hall of Fame.

But Tech flipped things around in the second half. Justice also doubled as the Tar Heels' punter and Tech managed to block two of his punts – the only two blocked punts of Justice's illustrious career. Both of those blocks led to Tech touchdowns, as the Gobblers scrambled to tie the game at 14.

Amazingly, Tech had a chance to pull the upset. But Orr, who doubled as the kicker, had a short field goal blocked late in the game and the game ended in a 14-14 tie. North Carolina would finish with an 8-1-1 record that season and a No. 8 ranking in the final Associated Press poll.

"I got the blame for that one," Taylor said. "I had two or three guys lined up over me and they came over my side."

Then he chuckled.

"I always told Ross that he kicked it too low. Then he sent me a note a while back, saying that, yes, he did kick it too low. I don't know if that was true. But that made me feel better anyway."

Blocking kicks turned out to be Tech's calling card for the '46 season. Again, information from those days is sparse, but a couple of sources credit the Gobblers with blocking at least 10 punts that season. That team actually started the kick-blocking tradition at Tech that continues to this day.

John Maskas, a strapping 6-foot, 210-pound tackle – strapping for those days anyway – blocked six himself. Now deceased, Maskas, a native of Pennsylvania with

a Greek heritage, was an honorable mention All-American that season. He, Hopkins, Taylor and Jack Ittner accounted for most of the blocks.

"John was pretty good at blocking punts, but I believe he got credit for one or two he didn't block," Ittner joked.

By all accounts, Ittner, a 6-0, 200-pound tackle from Richmond, was an outstanding player. He earned honorable mention All-America honors the following season but served notice in 1946. In fact, most interviewed for this story mentioned Ittner as the best player on the team.

"He was the best player I ever saw in my life," Orr said.

"Jack was fast and tough," Forbes said. "I'll never forget in the Maryland game when he hit Lu Gambino [a running back who later played in the pros] so hard that it knocked both of them out."

Tech tied Virginia, but after four games, found itself at 0-2-2 on the season. The Gobblers, though, turned their season around in the following game when they took on N.C. State on Homecoming in Blacksburg. The Wolfpack came in unbeaten, but Ralph Beard threw a touchdown pass, and then a blocked kick late in the game led to a Beard touchdown run. Tech stunned the Wolfpack 14-6 — and the Wolfpack finished 8-2 and ranked 18th in the Associated Press poll.

The Gobblers went on to win or tie four of their final five games. A 20-7 win over VMI enabled them to finish the regular season with a 3-3-3 record.

Walking off the field after that victory, with smiles galore, they thought their season was over.

THE SUN BOWL

A 3-3-3 record might have made for a rather forgettable season if not for one thing — the Gobblers shockingly received an invitation to play in the Sun Bowl in El Paso, Texas, on New Year's Day.

Tech got the bid because of an alum who worked for a power company in El Paso. The alum — Marion Adams, Class of 1941 — also served on the Sun Bowl committee. Two other teams, Hardin Simmons and Texas Tech, declined bids, so Adams pitched Tech's name to the committee, something he had actually been doing since the N.C. State victory, and the Gobblers ultimately received the bid.

The team, of course, wanted to play in the game, and the athletics department was all for it, seeing a way to add \$10,000 to the coffer — the payout for each team.

"It was a big surprise to us," Hopkins said. "Word spread before we had an actual formal team meeting about it, so most of us knew."

"It [the bowl selection process] was a lot more political back then. Today, the best teams pretty much go."

Tech was to take on Cincinnati, a team with an 8-2 record heading into the game. Like the Gobblers, the game marked the Bearcats' first official bowl game.

Because of injuries and attrition, only 32 players went for the game. Tech left for El Paso shortly after Christmas and found weather similar to that in Blacksburg — cold,

snowy and icy.

"We had a rough ride out there out of Roanoke," Forbes said. "I remember I was sitting beside Dave Thomas, and Dave used to parachute out of planes for the Army. He got sick, and I joked with him, 'Dave, you should be used to this. You're used to jumping out of planes.'"

"But we landed and there was snow on the ground. The people from the local Chamber of Commerce were apologizing all over the place. They said they hadn't seen snow there in 25 years."

In spite of the weather, the week turned out to be a fabulous one for the players and the coaches. They stayed at the Hotel Cortez, the nicest establishment in El Paso. They got to make a foray into Mexico, journeying across the border to Juarez, where they saw a live Mexican bullfight conducted by Manolete, the best bullfighter of all time. The team went to two Texas ranch breakfast parties, went on tours of the city, attended luncheons and received gifts, including watches with the words 'The Sun Bowl '47' engraved on them.

"I bought a ring and some jewelry when we were in Juarez, and by the time we got back to El Paso, it had turned green," Forbes laughed. "But the whole trip was a wonderful experience."

"The people there just treated us magnificently," Orr said.

Unfortunately, the week ended on a bit of a sour note, with Cincinnati beating the Gobblers 18-6 during extremely cold, snowy and icy conditions at 15,000-seat Kidd Field.

Tech blocked the three extra points and Maskas blocked his seventh punt of the season. But the Gobblers' only score came on a 3-yard run by Beard in the fourth quarter. Two interceptions by Harold Johnson and Cincy's 369 yards rushing were too much to overcome.

"They had a couple of good players," Ittner said. "And they just beat us soundly."

Though they lost the game, the team represented itself well. Perhaps Kitts put it best in the Jan. 15, 1947, Techgram:

"We just played a better team, and as a general rule, the best team always wins."

THEIR PLACE IN TECH HISTORY

The Gobblers of 1946 finished with a 3-4-3 record, a losing record only by the strict definition of that particular term.

Yet this bunch was anything but losers.

They served their country with honor and valor, and then came back and served their university with character and dignity. Of the 46 members of that team, 45 graduated from Tech, and Orr, who gathered the information for the reunion, wasn't sure about the other one.

They went on to distinguished careers, too. Orr became a surgeon and later developed the vascular program and the clinical vascular laboratory (which bears his name) at St. Luke's Hospital in Bethlehem, Pa. Taylor worked for the FBI, and his brother, Frank, worked

for the CIA. Forbes worked for DuPont as an engineer for a while, but later came back to Tech and worked for President Bill Lavery as the first Vice President for Development and University Relations. He spent 14 years at Tech before leaving to become the vice president of the University of Delaware, where he stayed until retiring.

Hopkins worked for DuPont, Sharples Corp., and Envirotech, Inc., as an engineer before later founding his own company. Pat Denardo worked for NASA as a researcher of hypervelocity aerodynamics, while Sally Rand worked for the New Holland division of the Sperry Rand Corporation. Kroehling has retired twice, but formed his own company (J.H. Kroehling Associates) in 1991 — and still designs air pollution control equipment at the age of 85!

There are many, many other great stories. These and what they accomplished on the gridiron should be remembered. Without question, they cemented themselves in Virginia Tech athletics history.

Though sadly, many appear to have forgotten that. And for such a distinguished group, that stings.

"I felt a little sensitive about that," Taylor said. "We weren't the greatest team. But we were the first. I'm not sure a lot of people know that."

"I think most feel a little neglected," Orr said. "They didn't get the recognition they would have liked or deserved."

The athletics department recognizes the Sun Bowl team with a banner in Lane Stadium and also a banner in Legends Hall (in the Merryman Center). Orr's diligence in his pursuit of information on his former teammates and pictures of them has helped. Several of those pictures have been put in a display at the Tech Hall of Fame over at Lane Stadium. The athletics communications staff probably will use these newfound pictures in the bowl section of the annual media guide. Some of the other information and pictures may be put into a display.

This will help bring attention to their deserving accomplishments. After all, they were the first Tech bowl team and the first team from the commonwealth to play in a bowl game. They always will be. Everyone knows you cannot rewrite history.

As the final chapters of their lives are drawing to a close, they are proud of their place in that history.

Their only hope is that others will be as well.

1946 SUN BOWL TEAM FACTS

- The 1947 Sun Bowl team was the first Virginia Tech team to go to a bowl game and the first team from the state of Virginia to do so as well.
- Of the 46 members of that team, 45 graduated from Virginia Tech.
- Thirty-five World War II veterans (25 Army, 6 Navy and 4 Marines) formed the nucleus of the team. Three of the players had been POWs.
- Tech got the bid because of an alum — Marion Adams, Class of 1941 — also served on the Sun Bowl committee.
- The payout for the 12th Sun Bowl was just under \$10,000 for both Virginia Tech and Cincinnati.

TECH's BOWL HISTORY

1947 Sun Bowl

CINCINNATI 18, VIRGINIA TECH 6

1966 Liberty Bowl

MIAMI 14, VIRGINIA TECH 7

1968 Liberty Bowl

MISSISSIPPI 34, VIRGINIA TECH 17

1981 Peach Bowl

MIAMI 20, VIRGINIA TECH 10

1984 Independence Bowl

AIR FORCE 23, VIRGINIA TECH 7

1986 Peach Bowl

VIRGINIA TECH 25, NC STATE 24

1993 Independence Bowl

VIRGINIA TECH 45, INDIANA 20

1994 Gator Bowl

TENNESSEE 45, VIRGINIA TECH 23

1995 Sugar Bowl

VIRGINIA TECH 28, TEXAS 10

1996 Orange Bowl

NEBRASKA 41, VIRGINIA TECH 21

1998 Gator Bowl

NORTH CAROLINA 42, VIRGINIA TECH 3

1998 Music City Bowl

VIRGINIA TECH 38, ALABAMA 7

2000 Sugar Bowl (National Championship)

FLORIDA STATE 46, VIRGINIA TECH 29

2001 Gator Bowl

VIRGINIA TECH 41, CLEMSON 20

2002 Gator Bowl

FLORIDA STATE 30, VIRGINIA TECH 17

2002 San Francisco Bowl

VIRGINIA TECH 20, AIR FORCE 13

2003 Insight Bowl

CALIFORNIA 52, VIRGINIA TECH 49

2005 Sugar Bowl

AUBURN 16, VIRGINIA TECH 13

2006 Gator Bowl

VIRGINIA TECH 35, LOUISVILLE 24

2006 Chick-fil-A Bowl

GEORGIA 31, VIRGINIA TECH 24

2008 Orange Bowl

KANSAS 24, VIRGINIA TECH 21

2009 Orange Bowl

VIRGINIA TECH 20, CINCINNATI 7

2009 Chick-fil-A Bowl

VIRGINIA TECH 37, TENNESSEE 14

2011 Orange Bowl

STANFORD 40, VIRGINIA TECH 12

2012 Sugar Bowl

MICHIGAN 23, VIRGINIA TECH 20 (OT)

2012 Russell Athletic Bowl

VIRGINIA TECH 13, RUTGERS 10 (OT)

2013 Sun Bowl

VIRGINIA TECH vs. UCLA

grey box indicates under Beamer

TECH BOWL W-L RECORDS

By Bowl

Chick-fil-A/Peach 2-2
Gator 2-3
Independence 1-1
Insight 0-1
Liberty 0-2
Music City 1-0
Orange 1-3
Russell Athletic 1-0
San Francisco 1-0
Sun 0-1
Sugar 1-3

By City

Atlanta, GA 2-2
El Paso, TX 0-1
Gainesville, FL 0-1
Jacksonville, FL 2-2
Memphis, TN 0-2
Miami Gardens, FL 1-3
Nashville, TN 1-0
New Orleans, LA 1-3
Orlando, FL 1-0
Phoenix, AZ 0-1
San Francisco, CA 1-0
Shreveport, LA 1-1

By Stadium

Atlanta-Fulton County Stadium (Peach Bowl) 1-1
Georgia Dome (Chick-fil-A Bowl) 1-1
Kidd Field (Sun Bowl) 0-1
Ben Hill Griffin Stadium (Gator Bowl) 0-1
Alltel Stadium [now EverBank Field] (Gator Bowl) 2-2
Memphis Memorial Stadium (Liberty Bowl) 0-2
Pro Player/Dolphin/Sun Life Stadium (Orange Bowl) 1-3
Vanderbilt Stadium (Music City Bowl) 1-0
Superdome (Sugar Bowl) 1-3
Florida Citrus Stadium (Russell Athletic Bowl) 1-0
Bank One Ballpark [now Chase Field] (Insight Bowl) 0-1
Pacific Bell Park [now AT&T Park] (San Francisco Bowl) 1-0
Independence Stadium (Independence Bowl) 1-1

By Current Conference

AAC 2-0
ACC 2-5
Big 12 1-1
Big East 1-1
Big Ten 1-2
Mountain West 1-1
Pac-12 0-2
SEC 2-4

By Opponent

Alabama 1-0
Air Force 1-1
Auburn 0-1
Cal 0-1
Cincinnati 1-1
Clemson 1-0
Florida State 0-2
Georgia 0-1
Indiana 1-0
Kansas 0-1
Louisville 1-0
Miami 0-2
Michigan 0-1
Mississippi 0-1
NC State 1-0
Nebraska 0-1
North Carolina 0-1
Rutgers 1-0
Stanford 0-1
Tennessee 1-1
Texas 1-0

SUN BOWL HISTORY

In most of its early history, the game pitted the champion of the Border Conference against an at-large opponent. Games are now played at Sun Bowl Stadium on the campus of the University of Texas at El Paso. The first three were played at El Paso High School Stadium (1935–1937), then switched to Kidd Field until the present stadium was ready in 1963. For its first 24 years of existence the game was played on Jan. 1 (New Year's Day) or Jan. 2; since then, with the exception of a Jan. 2 game in 1977, the game has been played in December with the last 17 games played on or near Dec. 31.

ON THIS DATE

Virginia Tech is 5-1 all-time when playing on New Year's Eve and the Hokies will play on this date for the first time since 2009 ... all six Tech games played on Dec. 31 have been bowl games.

Year	Bowl	Opponent	Result
2009	Chick-fil-A Bowl	vs. Tennessee	W, 37-14
2002	San Francisco Bowl	vs. Air Force	W, 20-13
1996	Orange Bowl	vs. Nebraska	L, 21-41
1995	Sugar Bowl	vs. Texas	W, 28-10
1993	Independence Bowl	vs. Indiana	W, 45-20
1986	Peach Bowl	vs. NC State	W, 25-24

ON TUESDAYS

Virginia Tech is 5-4 all-time in games played on Tuesdays as the Sun Bowl will be. The last time the Hokies played on a Tuesday was the 2012 Sugar Bowl against Michigan.

IN TEXAS

The Hokies are 3-6 all-time in the state of Texas, last playing in the Lone Star State in 2002, a 13-3 win at Texas A&M.

2002	Texas A&M	W, 13-3
1976	Texas A&M	L, 0-19
1975	Houston	W, 34-28
1974	SMU	L, 25-28
1973	Houston	L, 27-54
1973	SMU	L, 6-37
1971	Houston	L, 29-56
1959	West Texas State	W, 26-21
1947	Cincinnati (Sun Bowl)	L, 6-18

OUT WEST

• Virginia Tech has played just two games further west than El Paso in 119 years of football: the 2003 Insight Bowl against Cal in Phoenix, Ariz., and the 2002 San Francisco Bowl against Air Force in San Francisco, Calif.

• Tech played in the 1947 Sun Bowl at Kidd Field in El Paso, falling to Cincinnati 16-8.

VS. THE PAC 12 (0-3)

Arizona	0-0
Arizona State	0-0
California	0-1 2003 Insight Bowl (Phoenix); L, 49-52
Colorado	0-0
Oregon	0-0
Oregon State	0-0
Stanford	0-1 2011 Orange Bowl (Miami); L, 12-40
Southern Cal	0-1 2004 (Landover, MD); L, 13-24
UCLA	0-0
Utah	0-0
Washington	0-0
Washington State	0-0



VIRGINIA TECH BOWL RECORDS

LONGEST RUN FROM SCRIMMAGE: 77 yds., tb Maurice Williams vs. NC State, 1986 Peach
Opponent: 79 yds., tb Steve Hindman, Mississippi, 1968 Liberty (TD)

LONGEST PASS COMPLETION: 80 yds., qb Bryan Randall to se Josh Morgan vs. Auburn, 2005 Sugar (TD)
Opponent: 77 yds., qb Chris Rix to se Javon Walker, Florida State, 2002 Gator (TD)

LONGEST PUNT RETURN: 84 yds., Justin Harper vs. Kansas, 2008 Orange (TD)
Opponent: 59 yds., Peter Warrick, Florida State, 2000 Sugar (TD)

LONGEST KICKOFF RETURN: 63 yds., André Kendrick vs. Florida State, 2000 Sugar
Opponent: 51 yds., Jermaine Chaney, Indiana, 1993 Independence

LONGEST INTERCEPTION RETURN: 39 yds., lb James Anderson vs. Louisville, 2006 Gator
Opponent: 70 yds., mon Robert Bailey, Mississippi, 1968 Liberty (TD)

LONGEST PUNT: 62 yds., Gene Fisher vs. Miami, 1966 Liberty
Opponent: 63 yds., Mark Simon, Air Force, 1984 Independence

LONGEST FIELD GOAL: 46 yds., Chris Kinzer vs. NC State, 1986 Peach; Matt Waldron vs. Tennessee, 2009 Chick-fil-A
Opponent: 52 yds., Phil Dawson, Texas, 1995 Sugar

MOST RUSHING CARRIES: 28, tb Darren Evans vs. Cincinnati, 2009 Orange
Opponent: 29, qb Bart Weiss, Air Force, 1984 Independence

MOST RUSHING YARDS: 153, tb Kevin Jones vs. California, 2003 Insight; tb Darren Evans vs. Cincinnati, 2009 Orange
Opponent: 121, tb Steve Hindman, Mississippi, 1968 Liberty

MOST RUSHING TOUCHDOWNS: 3, tb Lee Suggs vs. Clemson, 2001 Gator
Opponent: 3, James Stewart, Tennessee, 1994 Gator

MOST PASSING ATTEMPTS: 39, Logan Thomas vs. Rutgers, 2012 Russell Athletic
Opponent: Opponent: 40, Gary Nova, Rutgers, 2012 Russell Athletic

MOST PASSING COMPLETIONS: 24, Bryan Randall vs. California, 2003 Insight
Opponent: 27, Aaron Rodgers, California, 2003 Insight

MOST PASSING YARDS: 398, Bryan Randall vs. California, 2003 Insight
Opponent: 394, Aaron Rodgers, California, 2003 Insight

MOST TOUCHDOWN PASSES THROWN: 4, Bryan Randall vs. California, 2003 Insight
Opponent: 4, Chris Weinke, Florida State, 2000 Sugar; Andrew Luck, Stanford, 2011 Orange

MOST RECEPTIONS: 8, se Ernest Wilford vs. California, 2003 Insight; Danny Coale vs. Michigan, 2012 Sugar
Opponent: Opponent: 7, wr Rod Gardner, Clemson, 2001 Gator; wr Dexton Fields, Kansas, 2008 Orange; Mardy Gilyard, Cincinnati, 2009 Orange

MOST YARDS ON RECEPTIONS: 158, fl André Davis vs. Florida State, 2002 Gator
Opponent: 195, se Javon Walker, Florida State, 2002 Gator

MOST TOUCHDOWNS BY RECEPTIONS: 2, se Josh Morgan vs. Auburn, 2005 Sugar; te Keith Willis vs. California, 2003 Insight
Opponent: 3, Coby Fleener, Stanford, 2011 Orange

MOST YARDS TOTAL OFFENSE: 390, qb Bryan Randall vs. California, 2003 Insight
Opponent: 424, qb Aaron Rodgers, California, 2003 Insight

MOST POINTS: 18, tb Lee Suggs vs. Clemson, 2001 Gator
Opponent: 20, wr Peter Warrick, Florida State, 2000 Sugar

MOST FIELD GOALS MADE: 4, Justin Myer vs. Michigan, 2012 Sugar
Opponent: Opponent: 3, Xavier Beitia, Florida State, 2002 Gator; John Vaughn, Auburn, 2005 Sugar; Brandon Coutu, Georgia, 2006 Chick-fil-A; Brendan Gibbons, Michigan, 2012 Sugar

MOST TACKLES: 15, lb Ashley Lee vs. Miami, 1981 Peach; lb Vince Daniels vs. Air Force, 1984 Independence
Opponent: 17, lb Pat Teague, NC State, 1986 Peach

MOST INTERCEPTIONS: 2, db Floyd Bowles vs. Cincinnati, 1947 Sun; rov Torrian Gray vs. Texas, 1995 Sugar
Opponent: 2, Tony Taylor, Georgia, 2006 Chick-fil-A; Brandon Jones, Rutgers, 2012 Russell Athletic

MOST INTERCEPTION RETURN YARDS: 39 yds., lb James Anderson vs. Louisville, 2006 Gator
Opponent: 70, mon Robert Bailey, Mississippi, 1968 Liberty



VIRGINIA TECH BOWL RECORDS

MOST KICKOFF RETURN YARDS: 142, Mike Imoh vs. California, 2003 Insight
Opponent: 89, Troy Russell, NC State, 1986 Peach

MOST PUNT RETURN YARDS: 88, Ike Charlton vs. Florida State, 2000 Sugar
Opponent: 89, Shawn Summers, Tennessee, 1994 Gator

BEST PUNTING AVERAGE: 50.0 yds., Nic Schmitt vs. Louisville, 2006 Gator
Opponent: 50.0 yds., Kyle Tucker, Kansas, 2008 Orange

100-YARD RUSHING PERFORMANCES: Kevin Jones (153 yds. vs. California, 2003 Insight); Darren Evans (153 yds., vs. Cincinnati, 2009 Orange); Ken Oxendine (150 yds. vs. Nebraska, 1996 Orange); Cyrus Lawrence (134 yds., vs. Miami, 1981 Peach); Maurice Williams (129 yds., vs. NC State, 1986 Peach); Ken Edwards (119 yds., vs. Mississippi, 1968 Liberty); Ryan Williams (117 yds., vs. Tennessee, 2009 Chick-fil-A); Brandon Ore (116 yds., vs. Kansas, 2008 Orange); Cedric Humes (113 yds., vs. Louisville, 2006 Gator Bowl); Eddie Hunter (113 yds., vs. NC State, 1986 Peach); Dwayne Thomas (102 yds., vs. Tennessee, 1994 Gator)
Opponent: Steve Hindman (121 yds., Mississippi, 1968 Liberty); Mal Crite (101 yds., NC State, 1986 Peach); Greg Jones (120 yds., Florida State, 2002 Gator); Stepfan Taylor (114 yds., Stanford, 2011 Orange)

BLOCKED PUNTS: John Maskas (vs. Cincinnati, 1947 Sun); Jimmy Richards (vs. Miami, 1966 Liberty, set up TD); Keion Carpenter (vs. Alabama, 1998 Music City); Corey Moore (vs. Alabama, 1998 Music City, set up TD)
Opponent: Derrick Taylor (NC State, 1986 Peach, resulted in TD); Quinton Savage (North Carolina, 1998 Gator, resulted in TD); Tommy Polley (Florida State, 2000 Sugar, resulted in TD); Marcello Church (Florida State, 2002 Gator, set up TD)

MISCELLANEOUS TOUCHDOWNS: 1, Lawrence Lewis vs. Indiana, 1993 Independence, returned fumble 20 yds.; Antonio Banks vs. Indiana, 1993 Independence, returned blocked field goal 80 yds.; Jim Baron vs. Texas, 1995 Sugar, returned fumble 20 yds.
Opponent: 1, Brian Bulluck, NC State, 1986 Peach, recovered blocked punt for TD; Jason Peter, Nebraska, 1996 Orange, returned fumble 31 yds.; Dré Bly, North Carolina, 1998 Gator, returned blocked punt 6 yds.; Greg Ellis, North Carolina, 1998 Gator, recovered fumble for TD; Khaseem Greene, Rutgers, 2012 Russell Athletic, recovered fumble for TD.

LONGEST TOUCHDOWN DRIVE BY TECH: 80 yards vs. Miami, 1981 Peach; vs. Tennessee, 1994 Gator; vs. Nebraska, 1996 Orange (twice); vs. Florida State, 2000 Sugar (twice); vs. Clemson, 2001 Gator, vs. California, 2003 Insight (three times); vs. Auburn, 2005 Sugar; vs. Tennessee, 2009 Chick-fil-A
Opponent: 99 yards by Miami, 1981 Peach

TEAM OFFENSIVE HIGH AND LOW MARKS

	BEST
FIRST DOWNS	29 vs. N.C. State, 1986 Peach
Rushing	15 vs. N.C. State, 1986 Peach
Passing	18 vs. California, 2003 Insight
RUSHING YARDS	330 vs. Mississippi, 1968 Liberty
PASSING YARDS	398 vs. California, 2003 Insight
TOTAL OFFENSE	551 vs. California, 2003 Insight
OFFENSIVE PLAYS	90 vs. N.C. State, 1986 Peach
RUSHING ATT.	60 twice (1968 Liberty, 1986 Peach)
PASSING ATT.	40 vs. Rutgers, 2012 Russell Athletic
PASSES COMPLETED	24 vs. California, 2003 Insight
PASSES HAD INTERCEPTED	0 six times (last time 2006 Gator)
FUMBLES LOST	0 10 times (last time 2011 Orange)
YARDS PENALIZED	17 vs. Cincinnati, 2009 Orange
POINTS SCORED	49 vs. California, 2003 Insight
RUSHING TOUCHDOWNS	5 vs. Clemson, 2001 Gator
PASSING TOUCHDOWNS	4 vs. California, 2003 Insight
POINTS IN A QUARTER	22 vs. Louisville, 2006 Gator (4th quarter)
POINTS IN A FIRST HALF	28 vs. Indiana, 1993 Independence
POINTS IN A SECOND HALF	28 vs. California, 2003 Insight
PUNTS IN A GAME	1 vs. Michigan, 2012 Sugar

	WORST
	7 vs. Miami, 1966 Liberty
	1 vs. Rutgers, 2012 Russell Athletic
	0 vs. Mississippi, 1968 Liberty
	3 vs. Rutgers, 2012 Russell Athletic
	2 vs. Mississippi, 1968 Liberty
	111 vs. Miami, 1966 Liberty
	53 vs. Georgia, 2006 Chick-fil-A
	22 vs. Auburn, 2005 Sugar
	7 vs. Mississippi, 1968 Liberty
	1 vs. Mississippi, 1968 Liberty
	3 (2006 Chick-fil-A; 2008 Orange)
	3 three times (1968 Liberty, 1998 Gator, 2000 Sugar)
	120 vs. Mississippi, 1968 Liberty
	3 vs. North Carolina, 1998 Gator
	0 five times (1996 Orange, 1998 Gator, 2005 Sugar, 2011 Orange, 2012 Russell Athletic)
	0 vs. 11 teams
	0 four times (1947 Sun, 1988 Gator, 2005 Sugar, 2012 Russell Athletic)
	0 three times (1966 Liberty, 1968 Liberty, 1984 Independence)
	11, twice (1966 Sun, 2012 Russell Athletic)

TEAM DEFENSIVE HIGH AND LOW MARKS

	BEST
FIRST DOWNS	9 vs. Georgia, 2006 Chick-fil-A
Rushing	2 vs. Georgia, 2006 Chick-fil-A
Passing	2 vs. Air Force, 1984 Independence
RUSHING YARDS	5 vs. Tennessee, 2009 Chick-fil-A
PASSING YARDS	49 vs. Air Force, 1984 Independence
TOTAL OFFENSE	163 vs. Miami, 1966 Liberty
OFFENSIVE PLAYS	52, vs. Michigan, 2012 Sugar
RUSHING ATT.	23 vs. Florida State, 2000 Sugar
PASSING ATT.	7 vs. Air Force, 1984 Independence
PASSES COMPLETED	4 vs. Air Force, 2002 San Francisco
PASSES INTERCEPTED	4 vs. Cincinnati, 2009 Orange
FUMBLES RECOVERED	2 vs. three teams
POINTS GIVEN UP	7 twice (1998 Music City, 2009 Orange)
POINTS GIVEN UP (QUARTER)	
POINTS GIVEN UP (HALF)	0 six times (last time 2012 Russell Athletic)
RUSHING TDS ALLOWED	0 11 times (last time 2012 Russell Athletic)
PASSING TDS ALLOWED	0 vs. four teams

	WORST
	27 vs. California, 2003 Insight
	15 vs. Nebraska, 1996 Orange
	17 vs. California, 2003 Insight
	369 vs. Cincinnati, 1947 Sun
	394 vs. California, 2003 Insight
	534 vs. Stanford, 2011 Orange
	79 twice (2001 Gator, 2012 Russell Athletic)
	55 vs. Air Force, 1984 Independence
	44 vs. Clemson, 2001 Gator
	27 vs. California, 2003 Insight
	0 vs. eight teams
	0 vs. 11 teams
	52 vs. California, 2003 Insight
	21 twice (vs. Tennessee, 1994 Gator, 2nd, vs. California, 2003 Insight, 3rd)
	35 vs. Tennessee, 1994 Gator, 1st
	5 vs. California, 2003 Insight
	4 twice (2000 Sugar, 2011 Orange)



COACH FRANK BEAMER

Frank Beamer (Virginia Tech '69), whose Virginia Tech teams have posted a 200-68 record over the past 20+ seasons and have appeared in bowl games each year in that span, is in his 27th year as the head football coach at Tech and 33rd overall as he leads the Hokies to the Hyundai Sun Bowl. Beamer has guided the Hokies to a 224-108-2 record and sits with an overall record of 266-131-4.

Under Beamer, Tech football has enjoyed unprecedented success with 21 consecutive bowl appearances, four ACC titles, five ACC Coastal Division crowns, three BIG EAST Conference titles, two "major" bowl victories, six BCS appearances and a trip to the national championship game.

Tech won the BIG EAST title in 1995 and 1999, and shared it in '96. Beamer was voted BIG EAST Coach of the Year by the league's coaches each of those seasons and was tabbed the Atlantic Coast Conference Coach of the Year in both 2004 and 2005.

In 1997, he was inducted into the Virginia Tech Sports Hall of Fame, becoming the first active coach at the university to be honored in that fashion. Following the 1999 season, he earned eight national coach of the year honors.

During his undergraduate days at Tech, Beamer started three years as a cornerback and played on the Hokies' 1966 and 1968 Liberty Bowl teams.

The 67-year-old Hillsville, Va., native began as an assistant at Radford High School from 1969 through 1971. Then, after one season as a graduate assistant at the University of Maryland, he went to The Citadel where he worked five seasons under Bobby Ross and one year under Art Baker. His last two years at The Citadel, Beamer was the defensive coordinator. In 1979, he went to Murray State as the defensive coordinator under Mike Gottfried. He was named head coach at MSU in 1981 and went on to compile a six-year record of 42-23-2.

In 1990, Beamer received a new contract and a substantial pay raise. He refused the raise, however, until a time that all classified and faculty employees of the university could have the same opportunity for pay raises. Most state salaries had been frozen at the time. When offered a pay increase in 2006, he did not sign the agreement until his assistant coaches were taken care of.

He is married to the former Cheryl Oakley of Richmond, Va. They have two children, Shane, a former member of his dad's football team at Virginia Tech and now the associate head coach/running backs coach at Virginia Tech; and daughter Casey, a 2003 graduate of Tech. He has three grandchildren, Sutton, Olivia and Hunter, children of Shane and his wife, Emily. Casey was married in 2012 to former Virginia Tech wrestler Canaan Prater.

Beamer was born in Mt. Airy, N.C., and grew up in Hillsville, Va. At Hillsville High, he earned 11 varsity letters as a three-sport athlete in football, basketball and baseball.

An avid NASCAR fan, Beamer has been the official starter for races at Bristol Motor Speedway, Martinsville Speedway and Richmond International Raceway.

Beamer, who is the winningest active coach in the Football Bowl Subdivision with 266 victories, had his No. 25 jersey retired by Tech in a pregame ceremony before the Marshall game in 2002. He is sixth all-time among FBS coaches (min. 10 seasons at FBS school) in terms of all-time victories.

STABILITY AT THE TOP

• **Frank Beamer**, the first Tech alumnus to guide Virginia Tech's football program since the 1940s, has coached and won more football games at Tech than any other head coach.

• Not one of the 125 active Division I-A (FBS) head football coaches has been at his current school longer than Beamer.

THE BEAMER FILE

PERSONAL:

Born: 10/18/46, Mt. Airy, N.C. (67 years old)
Hometown: Hillsville, Va.
Wife: former Cheryl Oakley
Children: Shane, Casey Prater
Grandchildren: Sutton, Olivia, Hunter (*daughters and son of Shane*)

EDUCATION:

High School: Hillsville (1965)
College: Virginia Tech (1969)
Postgraduate: Radford University (1972)

PLAYING EXPERIENCE:

Virginia Tech (1966-68)

COACHING EXPERIENCE:

1972	Graduate Assistant, Maryland
1973-76	Assistant Coach, The Citadel
1977-78	Defensive Coordinator, The Citadel
1979-80	Defensive Coordinator, Murray State
1981-86	Head Coach, Murray State
1981	(8-3)
1982	(4-7)
1983	(7-4)
1984	(9-2)
1985	(7-3-1)
1986	(7-4-1) Ohio Valley co-champs
1987-	Head Coach, Virginia Tech
1987	(2-9)
1988	(3-8)
1989	(6-4-1)
1990	(6-5)
1991	(5-6)
1992	(2-8-1)
1993	(9-3) Independence Bowl champs
1994	(8-4) Gator Bowl
1995	(10-2) BIG EAST champs; Sugar Bowl champs
1996	(10-2) BIG EAST co-champs; Orange Bowl
1997	(7-5) Gator Bowl
1998	(9-3) Music City Bowl champs
1999	(11-1) BIG EAST champs; Sugar Bowl/National Champ Game
2000	(11-1) Gator Bowl champs
2001	(8-4) Gator Bowl
2002	(10-4) San Francisco Bowl champs
2003	(8-5) Insight Bowl
2004	(10-3) ACC champs; Sugar Bowl
2005	(11-2) Gator Bowl champs
2006	(10-3) Chick-fil-A Bowl
2007	(11-3) ACC champs; Orange Bowl
2008	(10-4) ACC champs; Orange Bowl champs
2009	(10-3) Chick-fil-A Bowl champs
2010	(11-3) ACC champs; Orange Bowl
2011	(11-3) Sugar Bowl
2012	(7-6) Russell Athletic Bowl champs
2013	(8-4) Sun Bowl

Record at MSU: 42-23-2 (six years)

Record at VT: 224-108-2 (27th year)

Record (overall): 266-131-4 (33rd year)

WINNINGEST NCAA FBS FOOTBALL COACHES

All-Time By Victories

Minimum 10 years as head coach at FBS institutions; record at four-year colleges only; bowl games included

1.	377	Bobby Bowden (12 wins vacated)
2.	323	Bear Bryant
3.	319	Pop Warner
4.	314	Amos Alonzo Stagg
5.	298	Joe Paterno (11 wins vacated)
6.	266 *	Frank Beamer
7.	257	LaVell Edwards
8.	255	Tom Osborne
9.	249	Lou Holtz
10.	244 *	Mack Brown

* - active coach;

taken from 2013 NCAA Football Record Book

MILESTONE GAMES FOR BEAMER

- **First Collegiate Game and Win:** Southeast Missouri (37-23); Sept. 5, 1981 (*at Murray St.*)
- **First Win at Tech:** Navy (31-11); Oct. 3, 1987
- **50th Career Win:** West Virginia (12-10); Oct. 7, 1989
- **First Bowl Game and Bowl Win:** Indiana (45-20); Independence Bowl; Dec. 31, 1993
- **100th Career Win:** East Carolina (35-14); Nov. 9, 1996
- **100th Win at Tech:** Connecticut (52-10); Sept. 1, 2001
- **150th Career Win:** Arkansas State (63-7); Aug. 25, 2004
- **150th Win at Tech:** Southern Miss (36-6); Oct. 21, 2006
- **200th Career Win:** Ohio (28-7); Sept. 15, 2007
- **200th Win at Tech:** East Carolina (17-10); Sept. 10, 2011
- **250th Career Win:** North Carolina (24-21); Nov. 17, 2011

Conference Titles:

Big East: 1995, 1996 (co), 1999
ACC: 2004, 2007, 2008, 2010

Conference Coach Of The Year:

Big East: 1995, 1996, 1999
ACC: 2004, 2005



THE COACHES



Frank Beamer.....	Coach.....	Jim Mora, Jr.
Virginia Tech.....	School.....	UCLA
Virginia Tech ('69).....	Alma Mater.....	Washington ('94)
224-108-2 (27th year).....	Record at School.....	18-8 (second year)
266-131-4 (33rd year).....	Overall Record.....	18-8 college (second year); 32-34 NFL
0-0.....	Record vs. the opponent.....	0-0
0-0.....	Beamer vs. Mora.....	

IN SELECT COMPANY

• With the win over East Carolina on Sept. 10, 2011, Virginia Tech head coach Frank Beamer joined another elite group, one that includes coaches to win 200 or more games at one college.

• Currently, only 10 current or former FBS/Division I-A coaches, as well as only 36 coaches at all levels, are in this group.

Coaches With 200+Victories at One College FBS/Division I-A only

Bobby Bowden, Florida St. (1976-2009)	304
Joe Paterno, Penn St. (1966-2011)	298
LaVell Edwards, BYU (1972-2000)	257
Tom Osborne, Nebraska (1973-97)	255
Amos Alonzo Stagg, Chicago (1892-1932)	244
Chris Ault, Nevada (1976-92, 95-95, 04-12)	233
Bear Bryant, Alabama (1958-82)	232
Frank Beamer, Virginia Tech (1987-)	224
Woody Hayes, Ohio St. (1951-78)	205
Vince Dooley, Georgia (1964-88)	201

Follow us on twitter
@VT_Football

TEAM RESULTS FOR QUARTERBACKS UNDER BEAMER (starters; by victories)

Name	Years	Record	Pct.
Taylor, Tyrod	2007-10	34-8	.810
Randall, Bryan	2002-04	26-12	.684
Thomas, Logan	2011-	26-13	.667
Vick, Michael	1999-00	21-1	.955
Druckenmiller, Jim	1995-96	20-4	.833
DeShazo, Maurice	1992-94	19-14-1	.586
Glennon, Sean	2006-08	18-8	.692
Furrer, Will	1988-91	16-18-1	.486
Clark, Al	1997-98	12-7	.632
Vick, Marcus	2005	11-2	.846
Noel, Grant	2001-02	10-4	.714
Sorensen, Nick	1997-98	3-1	.750
Young, Cam	1989	3-3	.500
Meyer, Dave	1998-00	2-1	.667
Chapman, Erik	1987	2-9	.182
Wooten, Rodd	1989, 91	1-2	.333
Koel, Treg	1992	0-1	.000
Totals	1987-	224-108-2	.674

COMEBACKS UNDER BEAMER

BIGGEST SECOND-HALF

COMEBACK VICTORIES:

15 points	Virginia (1995)
trailed 29-14 after 3rd.....	won 36-29
14 points	North Carolina (2008)
trailed 17-3 in 3rd.....	won 20-17
11 points	Louisville (2004)
trailed 24-13 in 4th.....	won 35-24

BIGGEST TOTAL COMEBACK VICTORY:

20 points	Duke (2012)
trailed 20-0 in 1st.....	won 41-20

WHERE BEAMER RANKS

Active NCAA FBS Coaches BY WINS

min. 5 years as D-I head coach; 4-year schools only

266	Frank Beamer (Virginia Tech)
244	Mack Brown (Texas)
218	Steve Spurrier (South Carolina)
207	Brian Kelly (Notre Dame)
203	Dennis Franchione (Texas State)

Active NCAA Coaches

BY BOWL APPEARANCES (includes 2013)

21	Frank Beamer (Virginia Tech)
21	Mack Brown (Texas)
20	Steve Spurrier (South Carolina)

BEAMER NOTABLES

266-131-4	Overall Record
224-108-2	Overall Record at Virginia Tech
131-35-1	Record Lane Stadium
62-18	Record in ACC Regular Season Games
43-48-1	Record vs. Top 25 Teams
43-8	Record vs. ACC Coastal Division
22-12	Record vs. ACC Atlantic Division
31-9	Record in ACC Home Games
31-9	Record in ACC Road Games
22-4	Record in ACC Coastal Home Games
12-7	Record in ACC Atlantic Home Games
21-4	Record in ACC Coastal Road Games
10-5	Record in ACC Atlantic Road Games
21	Bowl Appearances
8	BCS/BCA Appearances
3	Big East Titles
5	ACC Champ. Game Appearances
4	ACC Titles

HOKIE TRENDS

	2013	Beamer
August	0-1	4-3
September	4-0	78-27-1
October	2-1	66-32-1
November	2-2	63-31
December/January	0-0	13-15
VT's CONFERENCE (BIG EAST/ACC) RECORD		
At home	2-2	62-18
On the road	3-1	56-26
Neutral	0-0	0-0
VT's NON-CONFERENCE RECORD		
At home	2-0	69-17-1
On the road	1-0	24-27-1
Neutral	0-1	13-20
VT vs. RANKED OPPONENTS (AP)		
At home	0-0	23-23-1
On the road	1-0	16-37
Neutral	0-1	10-22
VT's RECORD IN GAMES ...		
Decided by 4-7 pts.	2-1	26-24
Decided by 3 or less pts.	0-2	20-24-2
Home during the day	4-2	105-26-1
Away during the day	2-1	53-37
Home at night	0-0	26-9
Away at night	2-0	27-17-1
VT's RECORD WHEN SCORING ...		
Less than 20 points	4-2	29-58-2
20-24 points	0-1	27-30
25+ points	4-1	168-20
VT's RECORD WHEN ALLOWING ...		
Less than 14 points	5-1	125-6-1
14-24 points	3-0	82-28-1
25+ points	0-3	17-74
VT's RECORD WHEN ...		
Leading after the 1st qtr	7-1	142-36
Trailing after the 1st qtr	0-2	39-49-2
Leading at halftime	6-1	177-29
Trailing at halftime	1-3	31-71
Leading after the 3rd qtr	7-0	198-19-1
Trailing after the 3rd qtr	1-3	16-83
Tied heading into the 4th qtr	0-1	10-6-1
Playing an OT game	1-1	6-3
Scoring first	6-1	153-40-1
Opponent scores first	2-3	71-68-1
Outrushing opponent	6-2	193-40-2
Being outrushed	2-2	30-68
Rushing total is even	0-0	1-0
Blocking a kick	1-0	75-33
Scoring a def/ST TD	2-0	81-25
VT's RECORD WITH ...		
Less than 300 yards total offense	1-2	35-50-1
300-399 yards total offense	5-1	90-36-1
400-499 yards total offense	1-1	75-16
500-599 yards total offense	1-0	18-6
600+ yards total offense	0-0	6-0
Less than 100 yards rushing	4-2	17-44
100-199 yards rushing	2-2	82-46-2
200-249 yards rushing	2-0	60-11
250+ yards rushing	0-0	65-7
Less than 100 yards passing	0-1	30-16
100-199 yards passing	1-0	104-56-1
200-299 yards passing	6-2	77-28-1
300-399 yards passing	1-1	13-7
400+ yards passing	0-0	0-1
VT's RECORD ALLOWING ...		
Less than 200 yards total offense	1-1	45-3
200-299 yards total offense	4-2	94-18-1
300-399 yards total offense	3-1	65-44-1
400-499 yards total offense	0-0	17-28
500-599 yards total offense	0-0	2-12
600+ yards total offense	0-0	1-3
Less than 100 yards rushing	4-2	124-25
100-199 yards rushing	4-2	83-49-2
200-249 yards rushing	0-0	12-15
250+ yards rushing	0-0	5-19
Less than 100 yards passing	1-1	33-11
100-199 yards passing	4-3	110-38-1
200-299 yards passing	2-0	59-35-1
300-399 yards passing	1-0	19-20
400+ yards passing	0-0	3-4



PRONUNCIATION GUIDE

NAMES		KYSHOEN Jarrett.....KY-shawn
Matt ARKEMA.....	ARK-a-muh	Ethan KEYSERLING.....KY-ser-ling
DETRICK Bonner.....	DEE-trick	Mark LEAL.....lee-AL
MICHAEL BRAINARD.....	BRAY-nerd	Scot LOEFFLER.....LEFF-ler
Michael BRANTHOVER.....	BRAN-oh-ver	DAHMAN McKinnon.....duh-MAHN
Willie BYRN.....	Burn	Andrew MOTUAPUAKA.....mo-TOO-uh-poo-WAH-kuh
Augie CONTE.....	CON-tee	DADI Nicolas.....like Daddy
Eddie D'ANTUONO.....	dan-TWAHN-oh	Parker OSTERLOH.....OH-ster-low
Josh EBERLY.....	EH-ber-lee	Hunter WINDMULLER.....WEND-mull-er
TARIQ Edwards.....	tuh-REEK	
Ken EKANEM.....	ee-CAN-um	
ANTONE Exum.....	AN-tone	
Brandon FACYSON.....	FAY-sun (rhymes with Jason)	
DER'WOUN Greene.....	DARE-ee-on	
Fuller HOEPNER.....	HEPP-ner	
Mark IRICK.....	EYE-rick	

HOMETOWNS

CHERAW, S.C. (Edwards).....	sher-RAW
MISSISSAUGA, Ontario (Stanford).....	miss-ih-SAW-guh
PORTSMOUTH, Va. (Greene).....	PORTS-muth
TERRE HAUTE, Ind. (Hughes).....	TARE-uh HOTE

#TWEETITOUT

A few game notes in 140 characters or less



The Sun Bowl football game between @VT_Football and @UCLAfootball will be the first gridiron meeting between the two schools.



Virginia Tech and UCLA have only met in one other sport in a team setting, coming twice in softball (1-1).



This will be the #Hokies' second appearance in the Sun Bowl as they also played in the 1947 Sun Bowl against Cincinnati.



#Hokies Offensive Line coach Jeff Grimes played collegiately at UTEP and in Sun Bowl Stadium, home of the Sun Bowl.



@VT_Football will be making its 21st-straight bowl game appearance, the second-longest active streak in the FBS.



@VT_Football has an all-time record of 0-3 against teams currently in the Pac-12, falling to Cal, Stanford and Southern Cal.



The #Hokies will be looking for their 1st win against a ranked non-conference foe since 2009 (No. 19 Nebraska) when they play No. 17 UCLA.

WHAT'S A HOKIE?

That's the most frequently asked question regarding Virginia Tech athletics. The answer leads all the way back to 1896 when Virginia Agricultural and Mechanical College changed its name to Virginia Polytechnic Institute.

With the change came the necessity for writing a new cheer and a contest for such a purpose was held by the student body. Senior O.M. Stull won first prize for his "Old Hokie" yell which still is used today.

Later, when asked if "Hokie" had any special meaning, Stull explained the words he used had no hidden or symbolic meaning, but had been thought up in an effort to get attention. Hokie soon became a nickname for all Tech teams and for those people loyal to Tech athletics.

Following is the "Old Hokie" yell in its original form:

**Hoki, Hoki, Hoki Hy!
Tech! Tech! V.P.I.!
Sola-Rex Sola-Rah
Polytech-Vir-gin-i-a!!
Rae, Ri, V.P.I.**

JUST VIRGINIA TECH, PLEASE

While the full name of the school is Virginia Polytechnic Institute and State University, the school is commonly referred to as "Virginia Tech."

Founded in 1872, as Virginia Agricultural and Mechanical College, the university changed its name to Virginia Polytechnic Institute in 1896.

Fans of the athletic department, as well as media covering the Hokies, shortened the name to VPI, but it eventually became Virginia Tech.

The "State University" was added in 1970 to bring the official title to what it is today.

Those covering Hokie athletics are asked to refer to the university as simply "Virginia Tech."

Virginia Tech University, VPI and SU, VPI&SU, VT or VA Tech are not recognized names and should not be used.

2013 ACC Standings

COASTAL DIVISION

Team	Conf.	Overall
Duke	6-2	10-3
Miami	5-3	9-3
Virginia Tech	5-3	8-4
Georgia Tech	5-3	7-5
North Carolina	4-4	6-6
Pittsburgh	3-5	6-6
Virginia	0-8	2-10

ATLANTIC DIVISION

Team	Conf.	Overall
Florida State	8-0	13-0
Clemson	7-1	10-2
Boston College	4-4	7-5
Syracuse	4-4	6-6
Maryland	3-5	7-5
Wake Forest	2-6	4-8
North Carolina State	0-8	3-9

This Postseason in the ACC

Little Caesars Pizza Bowl • Thursday, Dec. 26
Pittsburgh vs. Bowling Green

Military Bowl • Friday, Dec. 27
Maryland vs. Marshall

Texas Bowl • Friday, Dec. 27
Syracuse vs. Minnesota

Belk Bowl • Saturday, Dec. 28
North Carolina vs. Cincinnati

Russell Athletic Bowl • Saturday, Dec. 28
Miami vs. Louisville

Franklin American Mortgage Music City Bowl • Monday, Dec. 30
Georgia Tech vs. Ole Miss

AdvoCare V100 Bowl • Tuesday, Dec. 31
Boston College vs. Arizona

Hyundai Sun Bowl • Tuesday, Dec. 31
Virginia Tech vs. UCLA

Chick-fil-A Bowl • Tuesday, Dec. 31
Duke vs. Texas A&M

Discover Orange Bowl • Friday, Jan. 3
Clemson vs. Ohio State

BCS National Championship • Monday, Jan. 6
Florida State vs. Auburn

Keeping Up With The Non-Conference Foes

Alabama (11-1): vs. Oklahoma (Allstate Sugar Bowl)

Western Carolina (2-10): Season Complete

East Carolina (9-3): vs. Ohio (Beef O'Brady's Bowl)

Marshall (9-4): vs. Maryland (Military Bowl)

WEAVER TO RETIRE AS VIRGINIA TECH A.D.

Tech Athletic Director Jim Weaver will step down as department head of the university's intercollegiate athletics unit, announced President Charles Steger on Nov. 12, 2013.

During Weaver's tenure the university significantly expanded and improved athletic facilities and achieved a half-century long goal by joining the Atlantic Coast Conference in 2003, beginning play in 2004.

Ray Smoot, former chief executive officer of the Virginia Tech Foundation, will chair a national search for the next A.D. Smoot also chaired the director's search in 1997.

The university expects to name a replacement early in 2014. Sharon McCloskey, senior associate athletic director, will serve as interim athletic director effective Jan. 1, 2014.



2013 SCHEDULES & RESULTS

Virginia Tech (8-4; 5-3 ACC):

nL	10- 35	#1 Alabama (Atlanta)
hW	45- 3	Western Carolina
aW	15- 10	East Carolina
hW	29- 21	Marshall (3ot)
aW	17- 10	Georgia Tech*
hW	27- 17	North Carolina*
hW	19- 9	Pittsburgh*
hL	10- 13	Duke*
aL	27- 34	Boston College*
aW	42- 24	#14 Miami*
hL	24- 27	Maryland* (ot)
aW	16- 6	Virginia*
Dec.	31	vs. #17 UCLA (Sun Bowl)

UCLA (9-3; 6-3 PAC-12):

hW	58- 20	Nevada
aW	41- 21	Nebraska
hW	59- 13	New Mexico State
aW	34- 27	Utah*
hW	37- 10	Cal*
aL	10- 37	Stanford*
aL	14- 42	Oregon*
hW	45- 23	Colorado*
aW	31- 26	Arizona*
hW	41- 31	Washington*
hL	33- 38	Arizona State*
aW	35- 14	USC*
Dec.	31	vs. Virginia Tech (Sun Bowl)

* Conference games

2012 RESULTS

Virginia Tech (7-6; 4-4 ACC):

hW	20- 17	Georgia Tech* (ot)
hW	42- 7	Austin Peay
aL	17- 35	Pittsburgh
hW	37- 0	Bowling Green
nL	24- 27	Cincinnati (FedExField)
aL	34- 48	North Carolina*
hW	41- 20	Duke*
aL	17- 38	#14 Clemson*
aL	12- 30	Miami*
hL	22- 28	#8 Florida State*
aW	30- 23	Boston College* (ot)
hW	17- 14	Virginia*
nW	13- 10	Rutgers (Russell Athletic Bowl) (ot)

UCLA (9-5; 6-3 PAC-12):

aW	49- 24	Rice
hW	36- 30	Nebraska
hW	37- 6	Houston
hL	20- 27	Oregon State*
aW	42- 14	Colorado*
aL	17- 43	Cal*
hW	21- 14	Utah*
aW	45- 43	Arizona State*
hW	66- 10	Arizona*
aW	44- 36	Washington State*
hW	38- 28	USC*
hL	17- 35	Stanford*
aL	24- 27	Stanford
nL	26- 49	Baylor (Holiday Bowl)

* Conference games

2013 SCHEDULES & RESULTS

• With its trip to the Hyundai Sun Bowl this year, Tech is now one of only two teams to go to 21 bowls in the past 21 seasons. The only other one is Florida State.

Active Consecutive Bowl Appearances (includes 2013)

1.	Florida State	32
2.	Virginia Tech	21
3.	Georgia, Georgia Tech	17

• With its bowl trip this year, Virginia Tech is now one of only six programs in college football **history** to go to a bowl in at least 20 straight years, Nebraska (35), Michigan (33), Florida State (32; active), Alabama (25), Florida (22) and Virginia Tech (21; active).

All-Time Consecutive Bowl Appearances

(COACHES; INCLUDES 2013)

1.	Bobby Bowden (1982-09)	28
2.	Tom Osborne (1973-97)	25
3.	Paul "Bear" Bryant (1959-82)	24
4.	Frank Beamer (active)	21
5.	LaVell Edwards (1978-94)	17

Scoring Streak

• Tech has scored in a school- and ACC-record 242 straight football games, beginning with a win over Miami on Sept. 23, 1995. The streak began after a 16-0 loss to Cincinnati in 1995.

• The previous school record was 66 straight games (1970-76). During its current streak, Tech has scored 13 or more in all but 13 games.

Defensive Tradition

• Virginia Tech defensive coordinator **Bud Foster** is the architect of one of the nation's best defenses on an annual basis. Since the start of the 2000 season, Tech leads the nation in interceptions and in turnovers gained. Check out these numbers Foster's crew has put up:

Most Interceptions Forced (2000-current)

1.	Virginia Tech	259
2.	Boise State	238
3.	Oklahoma	237
4.	Boston College	233
5.	Florida	232

Turnovers Gained (2000-current)

1.	Virginia Tech	402
2.	Southern Cal	401
3.	Oklahoma	400
4.	Boise State	394
5.	Oregon	391

TECH IN OVERTIME (6-3)

9/19/98	at Miami	27- 20	W	OT
11/9/02	at Syracuse	42- 50	L	3OT
11/15/03	at Temple	24- 23	W	OT
1/3/12	vs. Michigan	20- 23	L	OT
9/3/12	Georgia Tech	20- 17	W	OT
11/17/12	at Boston College	30- 23	W	OT
12/28/12	vs. Rutgers	13- 10	W	OT
9/21/13	Marshall	29- 21	W	3OT
11/16/13	Maryland	24- 27	L	OT

BY THE NUMBERS

1,310 ... career rushing yards for Logan Thomas are the fourth most for a Tech quarterback. Tyrod Taylor leads the way with 2,196 rushing yards, while Bob Schweickert (1,723) stands second and Bryan Randall (1,526) third.

1,075 ... career kickoff return yards for Demetri Knowles rank sixth-best among Tech players since 1954. Knowles needs 14 yards to pass Bob Thomas (1088) for fifth place.

269.6 ... yards of offense allowed per game by the Tech defense ranks the Hokies fourth nationally in total defense.

169 ... first downs allowed rank Virginia Tech No. 1 in first downs defense.

49 ... receptions by junior Willie Byrn rank him seventh in most catches in a season by a Tech player. Byrn needs three more catches to move into fifth place, five more to take over fourth and seven to jump to third.

33:08 ... average time of possession per game for the Hokies is 9th-best nationally.

30 ... combined fourth quarter points allowed by the Hokies during their 12 games this season.

29 ... percent third down conversion defense ranks Tech third nationally.

21 ... players have contributed to Tech's season total of 82 tackles for loss.

20 ... punts of 50 or more yards for sophomore All-ACC punter A.J. Hughes.

17 ... expected graduates on the Hokies' Sun Bowl roster. Tech had 12 players that had already earned their undergraduate degrees on its regular season roster.

11.5 ... tackles for loss by defensive tackle Luther Maddy are the most for a Tech tackle since David Pugh had 14 during the 2001 season.

11 ... pass completions needed by Logan Thomas to break his own single-season school record for completions. Thomas had a record 234 completions in 2011.

10 ... of Tech's 12 2013 regular-season opponents are in bowl games.

4 ... total fumbles lost by Tech – one on a punt return, two on quarterback sacks and one on a QB run – rank the Hokies third nationally in fewest fumbles lost.

3 ... pass receptions by Joshua Stanford would give the Hokies three players with 40 or more catches for the first time in program history. Willie Byrn already has 49 catches, while Demetri Knowles has 43. Stanford currently has 37.

1 ... yard is the combined return yardage for true freshmen Kendall Fuller and Brandon Facyon on their 11 pass interceptions this season. Fuller has six picks for 1 yard and Facyon five picks with no return yards.



Game 1: No. 1 Alabama Tops Hokies in Chick-fil-A Kickoff

	No. 1 Alabama	35
	Virginia Tech	10

Georgia Dome • Atlanta, Ga.
Aug. 31, 2013 • Attendance: 73,114

ATLANTA – Mistakes on special teams and an untimely interception proved costly as Virginia Tech dropped its 2013 season opener to No. 1 Alabama, 35-10, in the Chick-fil-A Kickoff Game at the Georgia Dome in Atlanta.

The two-time, defending national champion Crimson Tide used a 72-yard punt return by Christian Jones and a 2-yard run by tailback T.J. Yeldon to build a 14-0 lead.

Tech trimmed that lead to 14-7 on a stunning 77-yard touchdown burst by redshirt freshman tailback Trey Edmunds. But just when Tech appeared to be gaining some steam after stopping Alabama on its next possession, Vinnie Sunseri quickly turned the momentum back to the Tide, picking off a Logan Thomas' pass and returning it 38 yards for a touchdown. The Hokies added a field goal before Jones contributed two more scores – one on a 77-yard kickoff return – to cap the Bama victory.

Tech's defense played well in the loss allowing just two scores and holding the powerful Alabama offense to just 206 total yards – the second-lowest total under Saban at Alabama. The Hokies had 12 tackles for loss in the game, while holding the Crimson Tide to 96 yards on the ground.

Edmunds rushed for 132 yards on 20 carries in his first collegiate outing. Tech finished the game with 212 yards of offense.

Game Notes

- Redshirt freshman Trey Edmunds rushed for 132 yards in his first collegiate game. The last Tech freshman to rush for 100 yards or more in his first game was Shyrone Stith who ran for 119 yards against Akron as a true freshman in 1996.

- Tech gave up touchdowns on a punt return, a kickoff return and an interception in the same game for the first time in Coach Frank Beamer's 26-plus seasons at the helm (323 games).

- Nine true freshmen played against the Tide. Those nine were Woody Baron, Chuck Clark, Brandon Facyson, Kendall Fuller, Mitchell Ludwig, Jonathan McLaughlin, Carlis Parker, Sam Rogers and Jerome Wright. In all, 20 players saw their first collegiate action in the game.

- Punter A.J. Hughes' 586 yards punting was a Tech record for a single game, surpassing Jack Simscak's 564 yards in a 1968 game against Alabama.

Final Statistics

Alabama	14	14	7	0	—	35
Virginia Tech	7	3	0	0	—	10
UA (13:21 re 1st)	- Jones 72 punt return (Foster kick)					
UA (1:53 re 1st)	- Yeldon 2 run (Foster kick)					
VT (1:37 re 1st)	- Edmunds 77 run (Journell kick)					
UA (14:04 re 2nd)	- Sunseri 38 interception return (Foster kick)					
VT (3:39 re 2nd)	- FG Journell 39					
UA (3:25 re 2nd)	- Jones 94 kickoff return (Foster kick)					
UA (3:43 re 3rd)	- Jones 38 pass from McCarron (Foster kick)					
Team Stats	UA	VT	Individual Totals			
First downs	11	7	Rushing — UA, Yeldon 17-75, Tenpenny 6-24, Hart 5-15, Sims 2-7, Fowler 2-1, Black 1-0, Henry 2-(-3), McCarron 4-(-23); VT, Edmunds 20-132, Mangus 5-15, Rogers 1-3, Thomas 5-2, Coles 2-1.			
Rushing yds.	38-96	33-153	Passing — UA, McCarron 10-23-1-110, Sims 0-1-0-0; VT, Thomas 5-26-1-59.			
Passing yds.	110	59	Receiving — UA, Cooper 4-38, Jones 2-47, White 2-14, Norwood 1-11, Fowler 1-0; VT, Knowles 2-3, Coles 1-34, Stanford 1-16, Edmunds 1-6.			
Return yds.	157	52				
Passes	10-24-1	5-26-1				
Punts-avg.	9-46.4	13-45.1				
Fumbles-lost	0-0	0-0				
Penalties-yds.	4-25	7-35				
Time of poss.	30:45	29:15				
Sacks by	1-4	4-23				

Game 2: Tech Rolls Past Western Carolina in Home Opener

	Western Carolina	3
	Virginia Tech	45

Lane Stadium/Worsham Field • Blacksburg, Va.
Sept. 7, 2013 • Attendance: 61,335

BLACKSBURG – Virginia Tech compiled 462 yards of total offense on the way to a 45-3 victory over Western Carolina University in its 2013 home opener at Lane Stadium/Worsham Field.

After a slow start, the Hokies' offense picked up the pace and ended up with over 200 yards from both its ground game and its air attack.

Redshirt freshmen tailbacks Chris Mangus, Trey Edmunds and Joel Caleb combined for 188 of Tech's 237 rushing yards and accounted for four touchdowns.

Meanwhile, 10 different receivers caught balls as quarterbacks Logan Thomas and Mark Leal teamed up for 225 yards passing.

The defense held Western Carolina to 162 total yards and chipped in three interceptions, including two by junior free safety Detrick Bonner and one by freshman Brandon Facyson.

Tech's opening score came on a 37-yard return by Bonner, the first defensive touchdown for the unit since the 2010 ACC Championship Game against Florida State.

The Catamounts' only score came on a third-quarter field goal, following a muffed punt on the Tech 11. Western Carolina was successful on just two of 13 third-down conversions against the Hokies.

Game Notes

- Chris Mangus became the second redshirt freshman tailback to post a 75-yard or longer touchdown run for the Hokies this season. Mangus raced 76 yards for his first collegiate touchdown during the third quarter against Western Carolina. During Tech's opener against No. 1 Alabama, Trey Edmunds ripped off a 77-run for his first collegiate touchdown. It was the first time in the modern era that Tech has had a 75-yard or longer touchdown run in consecutive games.

- Western Carolina University was the seventh school from the state of North Carolina to play in Lane Stadium.

- The game marked the first time under head coach Frank Beamer that the Hokies had no negative rushing plays in a game (kneeldowns included).

- The win improved Frank Beamer's record in home openers at Tech to 24-3.

Final Statistics

Western Carolina	0	0	3	0	—	3
Virginia Tech	7	14	10	14	—	45
VT (6:14 re 1st)	- Bonner 37 interception return (Journell kick)					
VT (11:50 re 2nd)	- Edmunds 1 run (Journell kick)					
VT (4:35 re 2nd)	- Coles 19 pass from Thomas (Journell kick)					
VT (10:51 re 3rd)	- Mangus 76 run (Journell kick)					
WCU (5:46 re 3rd)	- FG Sigmon 28					
VT (2:51 re 3rd)	- Edmunds 1 run (Journell kick)					
VT (12:12 re 4th)	- FG Journell 30					
VT (2:02 re 4th)	- Caleb 13 run (Journell kick)					
Team Stats	WCU	VT	Individual Totals			
First downs	8	24	Rushing — WCU, Lewis 19-45, Sullivan 9-41, Police 1-9, Giron 4-8, Duggan 4-5, Grady 2-4, Brown 1-(-1); VT, Mangus 5-84, Edmunds 15-68, Coleman 7-38, Caleb 6-36, Leal 1-11.			
Rushing yds.	40-111	34-237	Passing — WCU, Sullivan 4-14-3-51; VT, Thomas 17-31-2-200, Leal 3-4-0-25.			
Passing yds.	52	225	Receiving — WCU, Helms 1-15, Goodman 1-15, Moore 1-11, Benson 1-10; VT, Byrn 4-58, Stanford 4-46, Cline 4-46, Knowles 2-20, Coles 1-19, Rogers 1-12, Edmunds 1-9, Mangus 1-8, Wright 1-4, Caleb 1-3.			
Return yds.	2	93				
Passes	4-14-3	20-35-2				
Punts-avg.	8-41.1	3-45.0				
Fumbles-lost	2-0	1-1				
Penalties-yds.	4-16	3-15				
Time of poss.	30:26	29:34				
Sacks by	0-0	1-2				



Game 3: Defense Stifles High-Powered ECU in Tough Road Win



Virginia Tech

15



East Carolina

10

Dowdy-Ficklen Stadium • Greenville, N.C.
Sept. 14, 2013 • Attendance: 50,096

GREENVILLE, N.C. — Virginia Tech survived another close call at Dowdy-Ficklen Stadium, using a smothering defense and two Logan Thomas' touchdown passes to fend off a feisty East Carolina University, 15-10.

Tech gave up a touchdown and 109 yards of offense to ECU in the first quarter before grounding the Pirates' potent offense. Over the last three periods, the home team was limited to just 95 yards and three points.

The Hokies tied the game at seven-all on a 30-yard touchdown pass by Thomas to Demitri Knowles at the 3:42 mark of the first quarter. Thomas then guided a 10-play, 75-yard drive late in the third period to give Tech its first lead on a 3-yard pass to D.J. Coles.

The Hokies controlled the football for nearly 12 minutes of the fourth quarter and forced a crucial safety with 1:31 remaining. ECU picked up just 13 yards of offense in the period and suffered a momentum-changing interception at its 49-yard line at the 6:42 mark.

The Tech defense picked off three passes in the game and added seven quarterback sacks and 11 total tackles for loss. True freshman Brandon Facyson had two of the picks, while senior Tariq Edwards contributed the diving interception that turned the game in Tech's favor.

Game Notes

- Senior defensive end James Gayle's sack of ECU quarterback Shane Garden forced a fumble that resulted in an East Carolina safety with just 1:31 remaining. The Hokies recovered the subsequent on-side kick and ran out the clock.

- East Carolina did not run a single play inside the red zone (inside the 20) during the game.

- Tech receivers Demitri Knowles and Willie Byrn both had career days catching the football. Knowles hauled in a career-best eight balls, while Byrn had seven grabs on the day.

- The Hokies intercepted three passes for the second consecutive game. Freshman Brandon Facyson picked up his second and third picks of the young season.

- This marked the sixth time in Tech's eight visits to ECU that the game has been decided by seven points or less.

- Senior Logan Thomas broke the school record for career completions, passing Tyrod Taylor (495).

Final Statistics

Virginia Tech	7	0	6	3	—	15
East Carolina	7	0	3	0	—	10
ECU (13:21 re 1st)	- Williams 22 pass from Carden (Harvey kick)					
VT (3:42 re 1st)	- Knowles 30 pass from Thomas (Journell kick)					
ECU (8:49 re 3rd)	- FG Harvey 44					
VT (4:09 re 3rd)	- Coles 3 pass from Thomas (kick failed)					
VT (1:31 re 4th)	- Team safety					

Team Stats	VT	ECU	Individual Totals
First downs	18	15	Rushing — VT, Edmunds 21-42, Thomas 8-10, Caleb 1-2, Mangus 2-0, Rogers 1-0, Team 1-(-1); ECU, Cooper, 8-28, Carden 12-10, Hunter 2-9, Team 1-(-1).
Rushing yds.	34-53	23-46	Passing — VT, Thomas 25-43-1-258; ECU, Carden 19-31-3-158.
Passing yds.	258	158	Receiving — VT, Knowles 8-99, Byrn 7-63, Coles 3-39, Stanford 3-26, Edmunds 2-20, Mangus 1-7, Cline 1-4; ECU, Hardy 6-31, Cooper 5-52, Williams 2-28, Webster 2-15, Grayson 2-6, Wiggins 1-21, Ray 1-5.
Return yds.	21	19	
Passes	25-43-1	19-31-3	
Punts-avg.	5-44.0	5-43.6	
Fumbles-lost	0-0	1-0	
Penalties-yds.	6-53	4-20	
Time of poss.	36:43	23:17	
Sacks by	7-36	2-9	

Game 4: Hokies Battle Back For Wild Overtime Win Over Marshall



Marshall

21



Virginia Tech

3 OT 29

Lane Stadium/Worsham Field • Blacksburg, Va.
Sept. 21, 2013 • Attendance: 64,060

BLACKSBURG — Virginia Tech became just the 15th school in NCAA FBS history to reach the 700-win plateau with a three-overtime, 29-21, victory over Marshall University. Quarterback Logan Thomas rushed for a touchdown and a two-point conversion during the third overtime period to give Tech the come-from-behind win in a rain-drenched game at Lane Stadium.

Thomas had staked the Hokies to a 14-7 first quarter lead with a 2-yard TD plunge, only to see the Thundering Herd post a 14-point second quarter for a 21-14 advantage that lasted deep into the fourth quarter. The senior quarterback finally pulled Tech even with a 14-play, 83-yard scoring drive that was capped by a 2-yard, fourth-down touchdown pass to Willie Byrn with 3:09 to go.

The Hokies' defense came up big in overtime, blocking a field goal in the first OT, then forcing and recovering a fumble in second. Tech missed field goals in each of the first two extra periods, before Thomas found the end zone. Marshall moved to the 14 on its last possession before missing on three consecutive passes.

The two teams combined for 174 plays, 743 yards of offense and 45 first downs. Tech redshirt freshman tailback Trey Edmunds posted his second career 100-yard rushing game with 110 yards on 22 carries. Meanwhile, Byrn, who made his first career start, grabbed his first collegiate touchdown pass.

Game Notes

- Virginia Tech's Kyle Fuller blocked Marshall's first punt of the game with linebacker Derek DiNardo scooping it up and returning it 11 yards for the Hokies' first touchdown of the game. It was the first career blocked kick for Fuller, and the first collegiate TD for DiNardo.

- Thomas picked up the 21st and 22nd rushing touchdowns of his career, moving past Bob Schweickert for second place all-time at Tech in rushing TDs by a quarterback. Tyrod Taylor currently holds the top spot with 23.

- The game marked the first three-overtime game in Lane Stadium history and the second for a Tech team. The Hokies lost a three-overtime contest at Syracuse in 2002.

- Defensive tackle Derrick Hopkins blocked his first career field goal in the first overtime.

- Marshall's rushing touchdown in the second quarter was only the second touchdown on the ground against the Hokies through four games.

Final Statistics

Marshall	7	14	0	0	0	0	0	—	21
Virginia Tech	14	0	0	7	0	0	8	—	29
VT (13:00 re 1st)	- DiNardo 11 blocked punt return (Keyserling kick)								
MU (7:56 re 1st)	- Smith 12 pass from Cato (Haig kick)								
VT (1:27 re 1st)	- Thomas 2 run (Keyserling kick)								
MU (13:59 re 2nd)	- Cato 4 run (Haig kick)								
MU (9:06 re 2nd)	- Hoskins 13 pass from Cato (Haig kick)								
VT (3:09 re 4th)	- Byrn 2 pass from Thomas (Keyserling kick)								
VT (3rd OT)	- Thomas 2 run (Thomas run)								

Team Stats	MU	VT	Individual Totals
First downs	22	23	Rushing — MU, Taliaferro 26-105, Cato 15-46, Watson 1-0, Butler 1-(-4), Team 1-(-14); VT, Edmunds 22-110, Thomas 23-58, Mangus 6-18, Hughes 1-12, Rogers 1-3.
Rushing yds.	46-133	53-201	Passing — MU, Cato 19-41-2-228; VT, Thomas 18-34-2-181.
Passing yds.	228	181	Receiving — MU, Shuler 10-120, Smith 4-68, Evans 3-16, Hoskins 1-13, Frohnapfel 1-11; VT, Stanford 4-43, Mangus 3-47, Knowles 3-21, Coles 2-32, Cline 2-20, Byrn 2-15, Rogers 1-5, Caleb 1-(-2).
Return yds.	37	83	
Passes	19-41-2	18-34-2	
Punts-avg.	5-35.8	5-44.2	
Fumbles-lost	2-1	2-0	
Penalties-yds.	11-66	4-45	
Time of poss.	26:39	33:21	
Sacks by	2-15	4-33	



Game 5: Thomas, Defense Lead Hokies to Big ACC Road Win at Georgia Tech

	Virginia Tech	17
	Georgia Tech	10

**Bobby Dodd Stadium • Atlanta, Ga.
Sept. 26, 2013 • Attendance: 50,214**

ATLANTA - Virginia Tech jumped to an early lead then turned to its defense to cement a physical 17-10 win in its Atlantic Coast Conference opener at previously unbeaten Georgia Tech.

True freshman cornerback Brandon Facyson set the Hokies' offense up with good field position when he recovered a fumble at the Georgia Tech 27 on the Yellow Jackets' first possession. It took quarterback Logan Thomas just two plays to get the Hokies in the end zone from there. Thomas hit Willie Byrn for 6 yards then fired a 21-yard TD strike across the middle to senior D.J. Coles.

Later in the quarter, Thomas started a season-best 10-play, 91-yard drive that would eat up 6:02 on the clock. The senior signal-caller completed all six of his pass attempts during the march before finishing it off with a 5-yard scoring run.

Georgia Tech booted a field goal in the second quarter and managed an 82-yard TD drive in the third to cut the lead to 14-10. From that point on, however, the Hokies' defense completely clamped down on the Yellow Jackets. During its final four possessions of the game, Georgia Tech managed just 35 yards rushing and nine yards passing. The Jackets' final play resulted in an interception by Hokie freshman Kendall Fuller.

Georgia Tech, which ranked fourth nationally in rushing with an average of 345.3 yards per game, was held to 129 yards. The Hokies had 221 yards passing to finish with a narrow 276-273 lead in total offense.

Game Notes

- Quarterback Logan Thomas totaled 279 yards of total offense during the game to move him past Bryan Randall (8,034) for second place in career total offense at Virginia Tech. Thomas now has 8,158 yards of offense for his Tech career, which trails only Tyrod Taylor (2007-10) whose Tech total is 9,213 yards.
- Thomas ran for his 23rd career rushing touchdown, tying him with Taylor for the most by a Virginia Tech quarterback.
- The Hokies intercepted two passes, giving them two or more picks in each of their last four games. Both interceptions against Georgia Tech were by true freshmen – Brandon Facyson and Kendall Fuller. That freshman duo has accounted for six of the Hokies' 11 picks this season.
- The win was the Hokies' fourth-straight against the Yellow Jackets and improved their record to 9-1 in ACC openers.
- The game marked Virginia Tech's 27th appearance on ESPN Thursday Night Football, where they are now 20-7.

Final Statistics

Virginia Tech	7	7	0	3	—	17
Georgia Tech	0	3	7	0	—	10
VT (12:23 re 1st)	- Coles 21 pass from Thomas (Journell kick)					
VT (11:25 re 2nd)	- Thomas 5 run (Journell kick)					
GT (7:21 re 2nd)	- FG Butker 49					
GT (3:16 re 3rd)	- Sims 2 run (Butker kick)					
VT (10:25 re 4th)	- FG Journell 39					

Team Stats

	VT	GT
First downs	14	16
Rushing yds.	27-55	42-129
Passing yds.	221	144
Return yds.	-2	-2
Passes	19-25-0	7-24-2
Punts-avg.	6-42.7	4-45.8
Fumbles-lost	0-0	3-1
Penalties-yds.	10-69	9-66
Time of poss.	28:38	31:22
Sacks by	1-3	2-18

Individual Totals

Rushing — VT, Thomas 16-58, Knowles 1-3, Edmunds 6-1, Mangus 2-(-2), Team 2-(-4); GT, Laskey 7-43, Sims 12-37, Lee 18-35, Bostic 1-10, Godhigh 4-4.

Passing — VT, Thomas 19-25-0-221; GT, Lee 7-24-2-144.

Receiving — VT, Knowles 5-67, Byrn 4-44, Cline 3-28, Coles 2-34, Stanford 2-32, Rogers 1-8, Meyer 1-5, Edmunds 1-3; GT, Smelter 3-76, Waller 3-28, Godhigh 1-40.

Game 6: Hokies Take Down Tar Heels on Homecoming

	North Carolina	17
	Virginia Tech	27

**Lane Stadium/Worsham Field • Blacksburg, Va.
Oct. 5, 2013 • Attendance: 65,632**

BLACKSBURG — Logan Thomas staked Virginia Tech to a 21-7 halftime lead with three touchdown passes, and the Hokies held on to defeat the University of North Carolina 27-17 on Homecoming at Lane Stadium/Worsham Field.

Thomas threw for 230 yards during the first two quarters of play, firing a 45-yard TD strike to Demetri Knowles and tossing a pair of short scoring passes to senior D.J. Coles. The senior signal caller set up a key touchdown right before the first half ended with an 83-yard completion to Willie Byrn out of his own end zone. Two plays later, Thomas rolled out and hit Coles for a 5-yard touchdown.

The Tar Heels had a chance to make up some ground in the third quarter when Tech picked up just 13 yards and failed to register a first down. But all the visitors could muster against the Tech defense during the period was a field goal.

The Hokies cemented the win in the fourth quarter, recovering a fumbled punt on the UNC 17 and grinding to the end zone on six runs by redshirt freshman tailback Trey Edmunds.

The Tar Heels outgained Tech 376 yards to 341, but the Hokies forced three turnovers — two interceptions and a fumble — while avoiding any on their own. Eighty-nine of North Carolina's yards came on a 13-play scoring drive during the last four minutes of the game.

Game Notes

- Senior quarterback Logan Thomas became Tech's all-time leader in passing yardage during the game. Thomas passed Tyrod Taylor (7,017 yds.) early in the first quarter and finished the game with a career total of 7,308 yards passing.
- Thomas' three touchdown passes moved him into third place all-time at Tech in TD passes with 45.
- Receiver Willie Byrn posted his first collegiate 100-yard receiving game. Byrn had four catches for 123 yards. His 83-yard reception in the second quarter was the seventh-longest catch at Tech during the modern era.
- Tech punter A.J. Hughes posted his highest single-game average since becoming a Hokie. Hughes averaged 46.1 yards on eight punts against the Tar Heels.
- Tech had multiple pass INTs for the fifth consecutive game.
- Both teams had nine different players catch passes.

Final Statistics

North Carolina	0	7	3	7	—	17
Virginia Tech	7	14	0	6	—	27
VT (4:17 re 1st)	- Knowles 45 pass from Thomas (Journell kick)					
VT (12:56 re 2nd)	- Coles 9 pass from Thomas (Journell kick)					
NC (9:09 re 2nd)	- Ebron 6 pass from Williams (Moore kick)					
VT (2:44 re 2nd)	- Coles 5 pass from Thomas (Journell kick)					
NC (3:38 re 3rd)	- FG Moore 36					
VT (4:06 re 4th)	- Edmunds 1 run (kick blocked)					
NC (1:09 re 4th)	- Davis 24 pass from Williams (Moore kick)					

Team Stats

	NC	VT
First downs	18	14
Rushing yds.	38-99	34-48
Passing yds.	277	293
Return yds.	18	1
Passes	23-35-2	19-28-0
Punts-avg.	6-45.7	8-46.1
Fumbles-lost	3-1	1-0
Penalties-yds.	11-79	5-24
Time of poss.	29:22	30:38
Sacks by	2-21	2-7

Individual Totals

Rushing — NC, Williams 18-56, Logan 5-25, Blue 6-11, Francis 4-9, Morris 2-2, Thorpe 3-(-4); VT, Edmunds 14-27, Coleman 8-26, Thomas 9-2, Team 3-(-7).

Passing — NC, Williams 23-35-2-277; VT, Thomas 19-28-0-293.

Receiving — NC, Davis, 6-94, Ebron 6-70, Tapley 3-30, Thorpe 2-29, Howard 2-17, Switzer 1-17, Francis 1-8, Logan 1-8, Blue 1-4; VT, Byrn 4-123, Knowles 4-57, Stanford 3-59, Wright 2-19, Coles 2-14, Rogers 1-14, Coleman 1-4, Edmunds 1-2, Cline 1-1.



Game 7: Defense Shuts Down Pitt as Hokies Become Bowl Eligible



Pittsburgh

9



No. 24 Virginia Tech

19

Lane Stadium/Worsham Field • Blacksburg, Va.

Oct. 12, 2013 • Attendance: 64,954

BLACKSBURG — Cody Journell kicked four field goals, and Virginia Tech's nationally ranked defense hounded Pittsburgh quarterback Tom Savage all afternoon, as the Hokies improved to 6-1 with a 19-9 ACC victory over the Panthers at Lane Stadium/Worsham Field.

Tech scored its only touchdown of the day on its first drive of the game, capping a 71-yard march with a 27-yard touchdown pass from quarterback Logan Thomas to true freshman tight end Calvin Cline.

Journell added a 48-yard field goal on the Hokies' second possession and the senior kicker added three more three-pointers in the second half to give Tech some breathing room.

The Panthers, who were riding a four-game winning streak against Tech, could never get on track against a swarming Tech defense that posted eight quarterback sacks. A field goal with 14 seconds left in the first half was all the visitor's could muster until a 9-yard touchdown run by Savage with 2:01 left in the game.

Thomas finished with 239 yards passing as Tech finished with a 315-210 edge in total offense. The Panthers, who were averaging 405 yards of total offense a game, managed just 23 yards on the ground. Tech's defense sacked Savage eight times on the day, a season-high.

Game Notes

- True freshman tight end Calvin Cline hauled in a 27-yard pass from Logan Thomas to register his first collegiate touchdown. He had a career-high 65 yards receiving in the game.

- Cody Journell booted a career-long 48-yard field goal. His previous best was 42-yards on two occasions. His four field goals were a personal best for a single game, as were the five attempts.

- Defensive end Dadi Nicolas had a career-high seven tackles that included a personal-best three quarterback sacks.

- Tech failed to intercept a pass against the Panthers, ending a streak of 10 consecutive games with at least one pick.

- Punter A.J. Hughes had a career-best day with an average of 52.8 yards on four punts. Hughes has now registered a string of eight consecutive games with an average of 40 yards or more, tying the longest steak under Coach Frank Beamer.

Final Statistics

Pittsburgh	0	3	0	6	—	9
Virginia Tech	10	0	6	3	—	19

VT (10:11 re 1st)	- Cline 27 pass from Thomas (Journell kick)
VT (4:29 re 1st)	- FG Journell 48
P (0:14 re 2nd)	- FG Blewitt 47
VT (9:50 re 3rd)	- FG Journell 37
VT (3:36 re 3rd)	- FG Journell 42
VT (3:27 re 4th)	- FG Journell 23
P (2:01 re 4th)	- Savage 9 run (Savage run failed)

Team Stats	P	VT
First downs	11	17
Rushing yds.	26-23	38-76
Passing yds.	187	239
Return yds.	19	45
Passes	13-29-0	19-34-0
Punts-avg.	8-44.9	4-52.8
Fumbles-lost	0-0	2-0
Penalties-yds.	7-53	4-45
Time of poss.	25:49	34:11
Sacks by	3-23	8-49

Individual Totals
Rushing — P, Bennett 7-31, Ibrahim 5-17, Boyd 1-3, Conner 2-1, Savage 11-(-29); VT, Thomas 16-27, Coleman 6-25, Edmunds 9-13, Knowles 1-12, Caleb 1-3, Rogers 1-0, Team 4-(-4).
Passing — P, Savage 13-28-0-187, Team 0-1-0-0; VT, Thomas 19-34-0-239.
Receiving — P, Street 5-104, Weatherspoon 3-50, Boyd 2-20, Garner 2-17, Bennett 1-(-4); VT, Knowles 5-79, Cline 4-65, Byrn 4-46, Rogers 3-7, Stanford 2-35, Mangus 1-7.

Game 8: Duke Takes Down Hokies To End Long Losing Streak



Duke

13



No. 16 Virginia Tech

10

Lane Stadium/Worsham Field • Blacksburg, Va.

Oct. 26, 2013 • Attendance: 63,326

BLACKSBURG — The Duke Blue Devils built a 13-0 lead during the first three quarters and made it stand up for a 13-10 ACC road win at No. 16 Virginia Tech. The win was the first-ever for Duke in Blacksburg and snapped a 12-game overall losing streak to the Hokies that dated back to 1982.

Kicker Ross Martin connected on field goals of 51 and 53 yards for the only scoring in the first half. Duke quarterback Anthony Boone capped a 63-yard drive with a 9-yard TD at the 6:14 mark of the third quarter.

Tech mounted a 16-play drive that reached the Blue Devils 1-yard line midway through the third quarter only to see an interception in the end zone stop its scoring bid. The Hokies finally got on the board with a 99-yard drive that ended with a 5-yard scoring run by Logan Thomas with 11 seconds left in the period. Tech added a field goal in the fourth but missed on a game-tying chance with 6:02 remaining.

The Hokies got the ball back at their 44-yard line with just under five minutes to go only to suffer their fourth interception of the game. The Blue Devils ran out the last 4:22 of the game for the victory. Duke, which also tossed four interceptions, won the game despite gaining just 91 yards on the ground and 198 yards overall, well below its season average of 452 yards per game.

Tech had 387 yards of offense in the game with Thomas accounting for 315, including 101 on the ground.

Game Notes

- The win was Duke's first win on the road against a top-25 team since 1971, when the Blue Devils won at No. 10 Stanford, 9-3.

- The last time Tech threw four interceptions in a game was against Miami in 2001. The last time the Hokies recorded four or more interceptions in a game and lost was in 1992 when Rutgers threw six picks but still won 50-49.

- The loss to unranked Duke broke a 20-game winning streak against unranked teams. The last loss was to James Madison in 2010.

- True freshman Kendall Fuller had three interceptions in the game, giving him a Tech freshman-record five for the season. The last time a Tech player had three interceptions in a game was Jayron Hosley in 2010 against Russell Wilson and NC State. He became the 13th Tech player in modern history to record three picks in a game.

- Logan Thomas set a new Tech career record for rushing touchdowns by a quarterback when he ran 5 yards for a score against the Blue Devils. It was his 24th career rushing TD, surpassing Tyrod Taylor's mark of 23.

Final Statistics

Duke	0	6	7	0	—	13
Virginia Tech	0	0	7	3	—	10

D (12:27 re 2nd)	- FG Martin 51
D (0:00 re 2nd)	- FG Martin 53
D (6:14 re 3rd)	- Boone 9 run (Martin kick)
VT (0:11 re 3rd)	- Thomas 5 run (Journell kick)
VT (9:23 re 4th)	- FG Journell 42

Team Stats	D	VT	Individual Totals
First downs	13	19	Rushing — D, Boone 11-44, Duncan 7-38, Connette 2-10, Snead 4-5, Powell 1-0, Team 3-(-6); VT, Thomas 24-101, Edmunds 12-44, Coleman 10-28.
Rushing yds.	28-91	46-173	Passing — D, Boone 7-25-4-107, Team 0-1-0-0; VT, Thomas 21-38-4-214.
Passing yds.	107	214	Receiving — D, Crowder 4-28, Deaver 2-29, Powell 1-40; VT, Knowles 4-69, Byrn 4-26, Coles 3-30, Coleman 3-17, Cline 2-30, Stanford 2-27, Edmunds 2-10, Mangus 1-5.
Return yds.	28	6	
Passes	7-26-4	21-38-4	
Punts-avg.	6-37.7	3-36.7	
Fumbles-lost	1-0	0-0	
Penalties-yds.	6-26	6-67	
Time of poss.	20:33	39:27	
Sacks by	0-0	1-18	



Game 9: Turnovers Hurt Hokies On The Road



Virginia Tech

27



Boston College

34

Alumni Stadium • Chestnut Hill, Mass.
Nov. 2, 2013 • Attendance: 30,129

CHESTNUT HILL, Mass. - Boston College snapped a five-game losing streak to Virginia Tech with a 34-27, come-from-behind, ACC victory at Alumni Stadium. The Eagles scored 27 second-half points, including 17 off turnovers, in handing the Hokies their second-straight league loss.

After falling behind early, Tech took a halftime lead thanks to a touchdown run by Trey Edmunds and a 56-yard field goal by Cody Journell.

Tech took a 20-17 lead with 13:08 remaining in the game, but Boston College ripped off 17 unanswered points in a span of 4 minutes and 10 seconds to take a 34-20 lead midway through the fourth quarter.

A game-tying field goal was followed by a 33-yard interception return for a touchdown by Kevin Pierre-Louis and a 62-yard scoring burst by tailback Andre Williams.

Tech pulled within seven on a touchdown pass by Logan Thomas to Edmunds with 2:54 left, but saw its hopes dashed when Thomas was hit and fumbled on a third-down scramble with 1:21 remaining.

Game Notes

- Logan Thomas became Virginia Tech's all-time leader in total offense during the game. His 429 yards of total offense, the third-highest single game total by a Tech player, pushed him by Tyrod Taylor (9, 213) for the all-time lead with 9,463 total yards.

- Receiver Joshua Stanford posted a career-high 171 yards receiving on six catches. His receiving yards tied him with Sidney Snell for the fifth-highest total in a single game at Tech. Snell had 171 yards against VMI in 1979.

- Cody Journell booted a 56-yard field goal in the game, the longest under Coach Frank Beamer. The kick tied Journell with Paul Engle for the third-longest field goal in Tech history.

- Junior rover Kyshoen Jarrett set a new career high with 11 tackles in the game.

Final Statistics

Virginia Tech	0	10	7	10	—	27
Boston College	7	0	10	17	—	34

BC (1:25 re 1st)	- Williams 19 run (Freese kick)
VT (5:15 re 2nd)	- Edmunds 1 run (Journell kick)
VT (0:01 re 2nd)	- FG Journell 56
BC (10:27 re 3rd)	- FG Freese 25
VT (6:13 re 3rd)	- Cline 1 pass from Thomas (Journell kick)
BC (1:20 re 3rd)	- Sinkovec 2 pass from Rettig (Freese kick)
VT (13:08 re 4th)	- FG Journell 47
BC (8:45 re 4th)	- FG Freese 43
BC (7:00 re 4th)	- Pierre-Louis 33 interception return (Freese kick)
BC (4:35 re 4th)	- Williams 62 run (Freese kick)
VT (2:54 re 4th)	- Edmunds 22 pass from Thomas (Journell kick)

Team Stats	VT	BC	Individual Totals
First downs	18	13	Rushing — VT, Thomas 20-38, Edmunds 6-10, Coleman 3-7; BC, Williams 33-166, Rettig 2-20, Willis 4-14, Team 3-(-4).
Rushing yds.	29-55	42-196	Passing — VT, Thomas 24-41-2-391; BC, Rettig 11-14-0-93.
Passing yds.	391	93	Receiving — VT, Stanford 6-171, Byrn 5-49, Edmunds 4-42, Cline 3-36, Coles 2-47, Knowles 2-35, Coleman 2-11; BC, Amidon 3-53, Sinkovec 3-19, Jackson 2-15, Miller 1-12, Crimmins 1-3, Willis 1-(-9).
Return yds.	13	91	
Passes	24-41-2	11-14-0	
Punts-avg.	3-46.7	6-40.8	
Fumbles-lost	3-2	0-0	
Penalties-yds.	6-50	1-5	
Time of poss.	28:15	31:45	
Sacks by	0-0	4-24	

Game 10: Offense Rebounds With Big Performance In Upset Road Win



Virginia Tech

42



No. 14 Miami

24

Sun Life Stadium • Miami Gardens, Fla.
Nov. 9, 2013 • Attendance: 49,267

MIAMI GARDENS, Fla. - Virginia Tech piled up 549 yards of offense on the way to snapping a two-game ACC losing streak with a stunning 42-24 road win over the No. 14 ranked Miami Hurricanes.

The Hokies gave up a touchdown in the first four minutes of the game before going on a scoring spree that saw tailback Trey Edmunds score three TDs in less than 10 minutes to give Tech a lead it would not relinquish. The redshirt freshman back finished the game with four rushing touchdowns to complement a 25-for-31 passing performance by quarterback Logan Thomas that produced two additional scores.

The Hokies controlled the football for 39:30 without a miscue after committing a total of eight turnovers during their previous two games. Tech forced a pair of UM fumbles on kick returns to set up its first two TDs, but its biggest recovery may have come in the third quarter when receiver Willie Byrn had a reception stripped at the Miami 2 only to be recovered by alert teammate Demitri Knowles in the end zone for a touchdown.

Game Notes

- Trey Edmunds rushed for four touchdowns in the win over the 'Canes. The last Tech player to run for four scores in a game was Ryan Williams against Virginia during the 2009 season.

- Quarterback Logan Thomas threw two touchdown passes in the game, becoming the Hokies all-time leader in touchdown passes with a total of 50. Bryan Randall held the previous mark with 48.

- The last time an unranked Virginia Tech team had beaten a top-15 team on the road was 1989, when Tech took a 12-10 win at No. 9 West Virginia.

- Joshua Stanford (107) and Willie Byrn (105) gave Tech two players with 100 yards receiving in the same game for the first time since a 2010 game against Wake Forest (Dyrell Roberts and Danny Coale).

Final Statistics

Virginia Tech	14	14	7	7	—	42
Miami	7	7	10	0	—	24

UM (11:35 re 1st)	- Coley 81 pass from Morris (Goudis kick)
VT (7:37 re 1st)	- Edmunds 10 run (Journell kick)
VT (5:12 re 1st)	- Edmunds 1 run (Journell kick)
VT (13:01 re 2nd)	- Edmunds 4 run (Journell kick)
UM (8:30 re 2nd)	- Crawford 2 run (Goudis kick)
VT (2:58 re 2nd)	- Stanford 32 pass from Thomas (Journell kick)
UM (6:02 re 3rd)	- FG Goudis 49
VT (2:35 re 3rd)	- Knowles 0 fumble recovery (Journell kick)
UM (1:31 re 3rd)	- Hurns 84 pass from Morris (Goudis kick)
VT (11:32 re 4th)	- Edmunds 1 run (Journell kick)

Team Stats	VT	UM	Individual Totals
First downs	26	12	Rushing — VT, Edmunds 14-74, Coleman 22-68, Thomas 10-42, Team 1-(-1); UM, Crawford 10-37, Edwards 7-13, Hagens 1-3, Morris 5-(-11), Team 1-(-14).
Rushing yds.	47-183	24-28	Passing — VT, Thomas 25-31-0-366; UM, Morris 16-29-0-324.
Passing yds.	366	324	Receiving — VT, Stanford 7-107, Byrn 6-105, Coles 3-68, Knowles 2-25, Coleman 2-18, Edmunds 2-17, Cline 2-8, Rogers 1-18; UM, Watford 5-23, Hurns 4-142, Crawford 3-41, Waters 2-18, Coley 1-81, Lewis 1-19.
Return yds.	5	39	
Passes	25-31-0	16-29-0	
Punts-avg.	5-41.6	5-55.2	
Fumbles-lost	2-0	3-2	
Penalties-yds.	11-71	2-10	
Time of poss.	39:30	20:30	
Sacks by	3-20	2-11	



Game 11: Tech Stumbles in Overtime on Senior Day



Maryland

27



Virginia Tech

OT 24

Lane Stadium/Worsham Field • Blacksburg, Va.

Nov. 16, 2013 • Attendance: 64,686

BLACKSBURG — Maryland quarterback C.J. Brown rushed for 122 yards and two touchdowns, including the game-winner in overtime, as the Terrapins spoiled Virginia Tech's Senior Day with a 27-24 OT victory on Tech soil.

Tech gained an early lead on a 3-yard touchdown run by Trey Edmunds - his fifth in two games - but couldn't take advantage after that. Maryland tied the game up in the second quarter and took the lead right before the half on a 1-yard sneak by Brown.

After a Brown touchdown pass gave Maryland a 21-7 lead three minutes into the third quarter, Tech was able to regroup and gain enough momentum to tie the contest thanks to a pair of Logan Thomas touchdown tosses. Tech began drives at its 40 and 45 late in the fourth quarter but failed to register a first down.

The Hokies had to settle for a field goal in overtime, after having a first down at the UM 9. The visitors then used four consecutive running plays, capped by a 3-yard scoring scramble by Brown, to nail down the win.

The Terps outgained the Hokies 319 yards to 264 and got seven sacks from their defense. The loss was the first on Senior Day for the Hokies since a loss to Boston College in the final home game of the 2003 season.

Game Notes

- The loss to Maryland gave the Hokies two ACC losses at Lane Stadium in the same year for the first time since Tech joined the conference in 2004. Tech dropped a 13-10 loss to Duke in Blacksburg on Oct. 26.
- Freshman walk-on kicker Eric Kristensen was pressed into duty for the first time and responded by making all three of his extra point attempts and one of two field goal attempts. He missed on a 34-yard FG, before making a 31-yarder during overtime. He became the 11th true freshman to see action for Tech this season.
- The game marked the first time in Tech quarterback Logan Thomas' 38 games as a starter that the Hokies lost when he didn't throw an interception. Tech had been 15-0 prior to the loss to Maryland.
- The loss snapped a five-game Tech winning streak against the Terrapins.

Final Statistics

Maryland	0	14	7	0	6	—	27
Virginia Tech	7	0	7	7	3	—	24
VT (8:47 re 1st)	- Edmunds 3 run (Kristensen kick)						
MD (7:47 re 2nd)	- Likely 63 punt return (Craddock kick)						
MD (0:17 re 2nd)	- Brown 1 run (Craddock kick)						
MD (12:58 re 3rd)	- King 16 pass from Brown (Craddock kick)						
VT (10:03 re 3rd)	- Coles 1 pass from Thomas (Kristensen kick)						
VT (9:32 re 4th)	- Byrn 5 pass from Thomas (Kristensen kick)						
VT (OT)	- FG Kristensen 31						
MD (OT)	- Brown 3 run						
Team Stats	MD	VT	Individual Totals				
First downs	15	15	Rushing — MD, Brown 23-122, Ross 11-73, Veii 1-(-1), Reid 3-(-3), Team 1-(-7); VT, Edmunds 16-61, Coleman 5-13, Knowles 1-3, Team 3-(-6), Thomas 13-(-17).				
Rushing yds.	39-184	38-54	Passing — MD, Brown 12-25-1-135, Team 0-1-0-0; VT, Thomas 19-31-0-210.				
Passing yds.	135	210	Receiving — MD, King 6-60, Etta-Tawo 4-69, Culmer 1-7, Ross 1-(-1); VT, Byrn 6-69, Knowles 2-43, Cline 2-34, Stanford 2-29, Edmunds 2-20, Coles 2-13, Rogers 2-7, Mangus 1-(-5).				
Return yds.	106	13					
Passes	12-26-1	19-31-0					
Punts-avg.	10-41.5	10-44.4					
Fumbles-lost	3-1	1-0					
Penalties-yds.	4-39	4-35					
Time of poss.	26:00	34:00					
Sacks by	7-48	3-19					

Game 12: Tech Beats UVa For 10th-Straight Time



Virginia Tech

16



Virginia

6

Scott Stadium • Charlottesville, Va.

Nov. 30, 2013 • Attendance: 52,069

CHARLOTTESVILLE, Va. - Virginia Tech scored 10 points in the final three minutes of the first half to break a 6-6 tie and provide the winning margin in a 16-6 victory at in-state rival Virginia. The win was Tech's 10th straight against the Cavaliers and capped an 8-4 regular season.

The turning point came late in the second quarter after Virginia sacked Tech quarterback Logan Thomas, forcing and recovering a fumble at the Hokies' 34. Trailing 9-6, the Cavs lost a yard on their first three plays and failed on a fourth-down aerial after passing up a field goal try. Tech took over at its 35 with 1:04 remaining and quickly moved to the Virginia 26 on three Thomas completions. After missing two throws, Thomas connected with tailback Trey Edmunds, who weaved his way to the end zone with 21 seconds to go.

Virginia ran just seven offensive plays in Tech territory during the second half and controlled the ball for just 5:17 of the fourth quarter. The Hokies' offense failed to produce points but used its running game to eat up minutes. Tech attempted just three passes during the final two quarters.

The Tech defense held UVa to 285 total yards and just 17 completions on 40 passing attempts, while freshman walk-on kicker Eric Kristensen connected on all three of his field goal attempts.

Game Notes

- Quarterback Logan Thomas started for the 39th straight game, setting a school record for consecutive starts by a quarterback. Bryan Randall held the previous record of 38 straight starts.
- The Hokies attempted just their 19th onside kick under Coach Frank Beamer, successfully recovering it for the seventh time. The last time Tech recovered an onside kick of its own was 2007 at Georgia Tech.
- Redshirt sophomore Demetri Knowles posted a career-high 101 yards receiving in the game. His previous high was 99 yards against East Carolina earlier in the season.
- Freshman fullback Sam Rogers, who was a quarterback in high school, completed his first collegiate pass on a first-quarter toss to quarterback Logan Thomas. It was the second career reception for Thomas, who had a touchdown catch against Wake Forest as a redshirt freshman in 2010.

Final Statistics

Virginia Tech	6	10	0	0	—	16
Virginia	3	3	0	0	—	6
VT (9:45 re 1st)	- FG Kristensen 22					
VA (6:14 re 1st)	- FG Vozenilek 36					
VT (2:59 re 1st)	- FG Kristensen 30					
VA (12:05 re 2nd)	- FG Vozenilek 29					
VT (2:32 re 2nd)	- FG Kristensen 38					
VT (0:21 re 2nd)	- Edmunds 26 pass from Thomas (Kristensen kick)					
Team Stats	VT	VA	Individual Totals			
First downs	21	15	Rushing — VT, Edmunds 11-93, Coleman 14-57, Rogers 1-3, Team 1-(-1), Thomas 15-(-26); VA, Parks 17-105, Watford 7-37, Lambert 3-(-33).			
Rushing yds.	42-126	27-109	Passing — VT, Thomas 13-29-1-229, Rogers 1-1-0-9; VA, Watford 13-23-0-122, Lambert 4-16-1-54, Team 0-1-0-0.			
Passing yds.	238	176	Receiving — VT, Knowles 4-101, Byrn 3-37, Coles 2-35, Edmunds 1-26, Stanford 1-15, Cline 1-12, Thomas 1-9, Mangus 1-3; VA, McGee 4-65, Parks 3-18, Dockins 2-32, Jennings 2-21, Terrell 1-11, Mizzell 1-9, Skrobacz 1-6, Scott 1-6, Johnson 1-5, Shepherd 1-3.			
Return yds.	9	13				
Passes	14-30-1	17-40-1				
Punts-avg.	5-44.0	6-38.2				
Fumbles-lost	1-1	0-0				
Penalties-yds.	7-54	9-83				
Time of poss.	34:09	25:51				
Sacks by	3-33	5-49				



1947 Sun Bowl Recap



Cincinnati

18



Virginia Tech

6

Kidd Field • El Paso, Texas

Jan. 1, 1947 • Attendance: 10,000

EL PASO, Texas - The University of Cincinnati Bearcats swept to three second-half touchdowns to defeat Virginia Tech, 18-6, in the Sun Bowl's 12th annual football game. The game marked Tech's first-ever bowl appearance and the first bowl game in which a football team from the commonwealth of Virginia had participated.

Tech had a chance to take an early lead on the heavily favored Bearcats, but stalled two yards short of the goal. Quarterback Harry Walton set up the early threat with a 25-yard run to the Cincinnati 23. Walton then caught a pass from halfback Ralph Beard to move the ball to the Bearcats' 2 yard line. From there, the big Cincinnati line held on four straight running plays.

The game remained scoreless until the third quarter when quick-opening plays from the T-formation began clicking for the Bearcats. Cincinnati halfback Hal Johnson spun through the center of the line for a 13-yard touchdown run midway through the third quarter. Keyed by a 19-yard run by All-American halfback Roger Stephens, UC scored again on its next possession. Fullback Al Sabato plunged the final yard for the touchdown.

Tech mounted another threat late in the third quarter, marching to the UC 23 before having a pass intercepted in the end zone. The Hokies held the Bearcats and bounced right back. Aided by a pair of costly Cincinnati penalties, Tech marched inside the UC 5 and Beard scored on a fourth-down run from the 1-yard line.

An interception return by Johnson to the Tech 25 helped Cincinnati put the game away in the fourth quarter. The Bearcats promptly moved the ball to the Tech 3 where Don McMillan carried it in for the final touchdown. The Hokies blocked all three UC extra point kicks during the game.

Cincinnati's vaunted running attack produced a total of 369 yards as the Bearcats piled up 463 yards of total offense. Tech managed 13 first downs - just three less than UC - despite gaining only 34 yards on the ground and 85 through the air. The Hokies' defense contributed three interceptions in the game and lineman John Maskas blocked his seventh punt of the season.

The bowl week was marked by "unusual" weather. Three-inches of snow fell atop frozen rain the day before the game, and when kickoff time rolled around, the teams took the field under cloudy skies and below-freezing temperatures. According to one newspaper account, "blankets, fur caps, galoshes, ski suits, stocking caps and all types of winter wear were much in evidence"

Final Statistics

Cincinnati	0	0	12	6	—	18
Virginia Tech	0	0	0	6	—	6
UC (3rd quarter)	- Harold Johnson 13-yard run (kick failed)					
UC (3rd quarter)	- Hugo Sabato 1-yard run (kick failed)					
VT (4th quarter)	- Ralph Beard 3-yard run (kick failed)					
UC (4th quarter)	- Don McMillan 3-yard run (kick failed)					
Team Stats	UC	VT	Individual Totals			
First Downs	16	13	No individual statistics are available from the game			
Rushing yds.	369	34				
Passing yds.	94	85				
Total off.	463	119				
Passes	5-19-3	4-15-2				
Punting avg.	19	41				
Fumbles	0	0				
Penalty yds.	85	29				

WHAT TO EXPECT IN 2014

START CHART		
Returning (starts)	Pos.	Lost (starts)
Offense (10 ret./2 lost)		
<i>J. Stanford</i> (11)	WR	D.J. Coles (7)
W. Byrn (6)		
<i>D. Knowles</i> (6)		
C. Meyer (3)		
J. Caleb (1)		
C. Parker (1)		
<i>K. Cline</i> (6)	TE	Perez-Means (4) - x
D. Redman (1)		
* - R. Malleck (7)		
<i>T. Edmunds</i> (10)	TB	
C. Mangus (2)		
S. Rogers (2)	FB	
	QB	L. Thomas (12)
<i>J. McLaughlin</i> (12)	OT	
B. Benedict (7)		
L. Gibson (5)		
C. Farris (12)	OG	A. Miller (12)
<i>D. Wang</i> (12)	C	
Returning (starts)	Pos.	Lost (starts)
Defense (6 ret./6 lost)		
D. Nicolas (1)	DE	<i>J.R. Collins</i> (11)
		<i>J. Gayle</i> (12)
<i>L. Maddy</i> (12)	DT	<i>D. Hopkins</i> (13)
	ILB	<i>T. Edwards</i> (12)
		<i>J. Tyler</i> (12)
<i>J. Trimble</i> (5)	OLB/NB	
Ke. Fuller (6)		
C. Clark (1)		
<i>K. Jarrett</i> (12)	ROV	
B. Facyson (8)	CB	<i>Ky. Fuller</i> (8)
Ke. Fuller (5)		A. Exum (3)
<i>D. Bonner</i> (12)	FS	
Returning (starts)	Pos.	Lost (starts)
Special Teams (2 ret./0 lost)		
<i>E. Kristensen</i> (2)	PK	C. Journell (8) - x
E. Keyserling (1)		
<i>A.J. Hughes</i> (12)	P	

italics indicates considered main starter in figuring numbers

x - left team before 2013 season was over

* - injured and missed entire 2013 season

TENTATIVE SCHEDULE

4/26 Spring Game
8/30 William & Mary
9/6 at Ohio State
9/13 East Carolina
9/20 Western Michigan

Home ACC Games

Boston College
Georgia Tech
Miami
Virginia

Road ACC Games

at Duke
at North Carolina
at Pittsburgh
at Wake Forest

- Of the 74 players who were active members of the weekly dress squad, 62 will have eligibility to return next year. Twelve seniors could dress for the bowl game.

- Of those 74 players on the dress squad, 29 are freshmen, 12 are sophomores and 23 are seniors, eligibility-wise.

A WIN IN THE SUN BOWL WOULD MEAN ...

- The Hokies pick up their ninth win of the season, marking the 15th time in 16 seasons - and the 18th time in 21 seasons - they'd reach that plateau.

AGAINST RANKED TEAMS

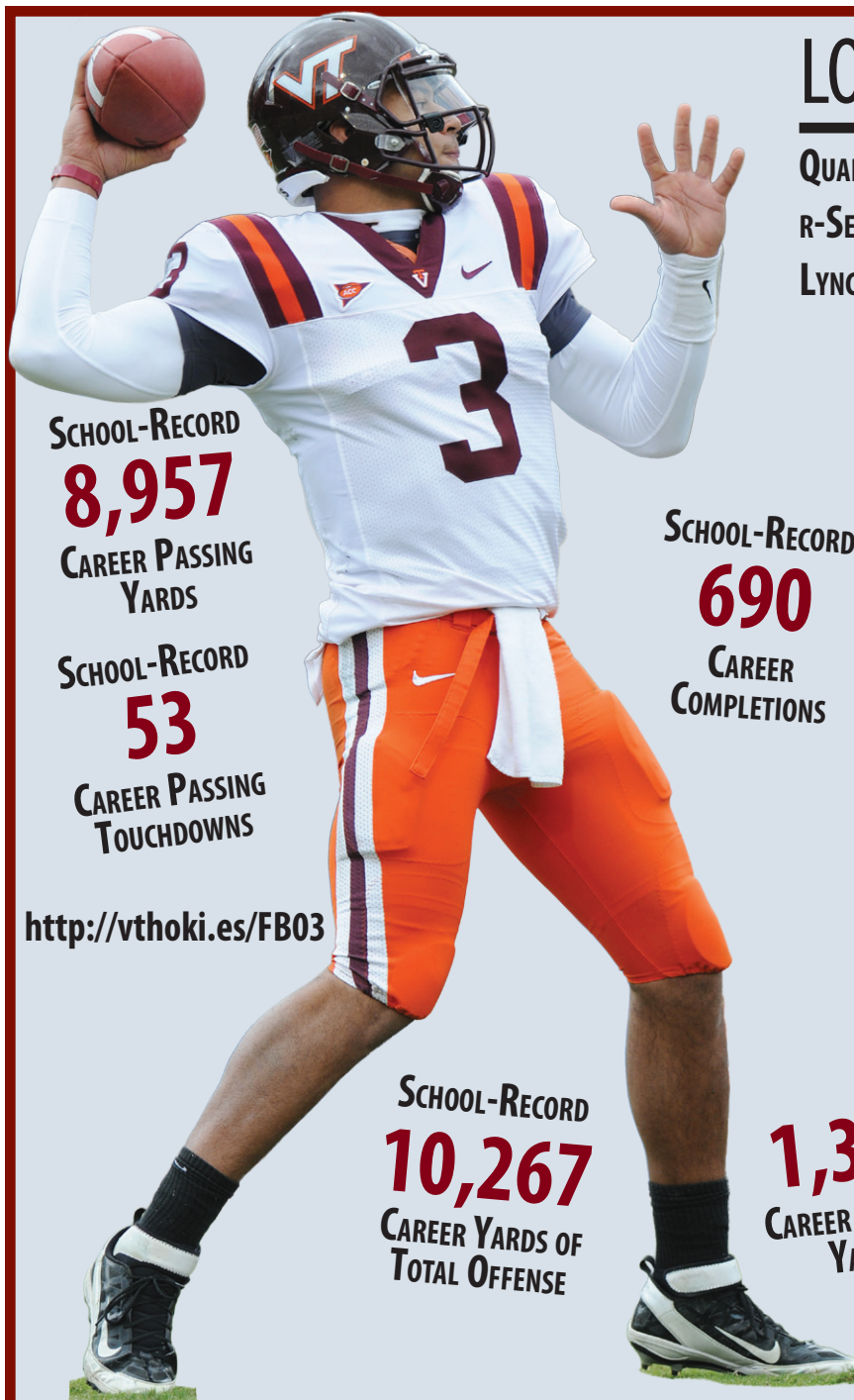
- Tech has an all-time record of 49-82-1 against teams ranked in the AP poll. However, since the start of the 1995 season, the Hokies are 39-28 against ranked teams.

BOWL BITS

- Sixteen players who started against Rutgers last season in the Russell Athletic Bowl are on this year's roster with 14 of them projected to or who could start against UCLA.
- Twelve players who started against Michigan two seasons ago in the Sugar Bowl are on this year's roster, all of whom are projected to or who could start against UCLA.
- There is just one player still on this year's team who started against Stanford three seasons ago in the Orange Bowl - Jack Tyler. He will start his fourth bowl game when the Hokies tee it up against UCLA on Dec. 31.

TRIO RACING UP THE RECEPTIONS LIST

- **Willie Byrn** (49 rec.), **Demitri Knowles** (43 rec.) and **Joshua Stanford** (37 rec.) are on pace to be the most productive trio of receivers in a single season ... and they'll all be back next season. Byrn is already seventh on the school's single-season list for receptions while Knowles is tied for 10th. With two more catches, Stanford would be tied for 17th and that would mark the first time in school history that three receivers caught 39 or more passes in a single season.



LOGAN THOMAS

QUARTERBACK

R-SENIOR

LYNCHBURG, VA. • BROOKVILLE H.S.

MOVIN' UP THE CHARTS

Career Completions

1. Logan Thomas	2010-.....	690
2. Tyrod Taylor	2007-10	495

Career Attempts

1. Logan Thomas	2010-.....	1,237
2. Will Furrer	1988-91	920

Career rushing TDs by a QB

1. Logan Thomas	2010-.....	24
2. Tyrod Taylor	2007-10	23

Career Total Offense

1. Logan Thomas	2010-.....	10,267
2. Tyrod Taylor	2007-10	9,213

Career Passing Yards

1. Logan Thomas	2010-.....	8,957
2. Tyrod Taylor	2007-10	7,017

Career Touchdown Passes

1. Logan Thomas	2010-.....	53
2. Bryan Randall	2001-04	48
3. Maurice DeShazo	1991-94	47

Consecutive Starts by a QB

1. Logan Thomas	2011-.....	39
2. Bryan Randall	2002-04	38
3. Tyrod Taylor	2008-10	31

SCHOOL-RECORD

8,957

CAREER PASSING
YARDS

SCHOOL-RECORD

53

CAREER PASSING
TOUCHDOWNS

<http://vthoki.es/FB03>

SCHOOL-RECORD

690

CAREER
COMPLETIONS

SCHOOL-RECORD

10,267

CAREER YARDS OF
TOTAL OFFENSE

1,310

CAREER RUSHING
YARDS

SCHOOL-RECORD

39

CONSECUTIVE
STARTS AT QB

SCHOOL-RECORD

24

CAREER RUSHING
TOUCHDOWNS
BY A QB

6-ft-6

254 POUNDS

GRADUATED

WITH A DEGREE IN
HUMAN DEVELOPMENT

@Lthomas_3





THOMAS THE TANK

• Senior quarterback **Logan Thomas** may be the tallest starting signal caller in school history, but he certainly had some shoes to fill in replacing four-year starter and 2010 ACC Player of the Year Tyrod Taylor. All Taylor did in four years was lead Tech to three ACC titles, set a school record for wins by a quarterback (34), and set career marks in total offense, passing yards and many more.

• Thomas has shown he is more than capable, breaking Taylor's school record for total offense in a season with 3,482 yards as a sophomore and then breaking his own record last year with 3,500 yards.

• The redshirt senior, who earned second-team All-ACC honors as a sophomore, was recruited as a tight end, but was moved to quarterback just before his first preseason camp and began the process of being groomed for the position.

• Thomas was a standout basketball player at Brookville High and received scholarship offers to play basketball at JMU, Duquesne, Liberty, Akron, Richmond and Tulane, but he decided to focus on football. He's also an avid golfer who likes to hit the links whenever he has free time.

YOUNG FACES IN THE BACKFIELD

• While the Tech offense lost Ryan Williams and Darren Evans (2010) and David Wilson (2011) to the NFL over the past three years, it still boasts a talented, but young, arsenal under running backs coach **Shane Beamer**.

• Sophomore **J.C. Coleman**, at only 5-7, took over as Tech's starting tailback midway through last season and led the tailbacks with 492 yards rushing and had two rushing scores. He also had 21 receptions for 132 yards and a score and averaged 21.6 yards per kick return. He has rushed for 262 yards this year.

• **Trey Edmunds** was impressive last preseason as a true freshman and almost earned a spot on the dress squad, but coaches ultimately felt they would be better off with him redshirting. He used the year to get bigger and after a breakout spring session, he earned the starting spot. The son of NFL Pro Bowler Ferrell Edmunds, the younger Edmunds posted a 4.37 in the 40 and had a 375-pound front squat this past offseason.

• In the opener against No. 1 Alabama, he broke off a 77-yard run for a touchdown and finished with 132 yards

for the game, becoming the first freshman to break 100 yards in his collegiate debut since Shyrone Stith gained 119 yards against Akron in 1996. It was also the most rushing yards in a college debut in school history.

• For the season, he's rushed for 675 yards on 166 carries with 10 touchdowns, plus two receiving scores. He scored four touchdowns on the ground against Miami to help pace a big offensive performance by the Hokies but will miss the bowl game after suffering a fractured right tibia in the win at Virginia.

• **Chris Mangus** is a speedy player from North Carolina who redshirted last year. He was moved to wide receiver in preseason, but was moved back after an injury to Coleman. A big-play threat, he broke off a 76-yard touchdown run against Western Carolina.

• **Joel Caleb** was recruited as an athlete coming out of Clover Hill High after playing six different positions. The prep All-American spent last year as a wide receiver, but made the move to tailback during the first week of this year's preseason camp. At 6-foot-2, 205 pounds, Caleb gives the Hokies another big body at the position to complement Edmunds and picked up the position quickly.

THE LEADER OF THE D-LINE

• Senior defensive end **James Gayle** had a breakout season in 2011, earning All-ACC honors. He had 38 tackles, including 12.5 tackles for loss and seven sacks, along with 20 quarterback hurries that year. For his career, he has 133 tackles, including 40.0 for loss and 21.5 sacks, earning All-ACC honors three years in a row.

• A physical monster, the 255-pound Hampton, Va., product has posted a 39.5-inch vertical and a 4.44 40-time. Gayle didn't seriously take up the sport of football until his sophomore year at Bethel High in Hampton. And he didn't play that season because of a hamstring injury.

• But his late start hasn't hurt thanks to the good genes passed down to him. Gayle's dad, Jimmy, played running back at Ohio State from 1979-82, and was named the 1981 Liberty Bowl most outstanding player.

• His uncle, Shaun Gayle, played 12 seasons in the NFL (1984-95) and was a member of the Chicago Bears squad that won Super Bowl XX in 1985. He also owns the distinction of returning the shortest punt for a touchdown in NFL history, when he returned a punt 5 yards for a touchdown against the New York Giants in a 1985 divisional playoff victory.

CAREER STARTS & GAMES PLAYED

Name	Yr.	GP	GS
Alford, D.	r-Fr.	12	0
Arkema, M.	r-Jr.	14	2
Baron, W.	Fr.	12	0
Benedict, B.	r-Jr.	23	13
Bonner, D.	r-Jr.	38	29
Branthover, M.	Jr.	14	13
Burns, D.	r-Fr.	4	0
Bush, N.	r-Jr.	2	0
Byrn, W.	r-Jr.	22	7
Caleb, J.	r-Fr.	10	1
Caver, C.	r-Jr.	1	0
Clark, C.	Fr.	11	1
Clarke, D.	So.	11	0
Cline, K.	Fr.	11	6
Coleman, J.C.	So.	22	6
Coles, D.J.	r-Sr.	48	10
Collins, J.R.	r-Sr.	51	34
Conte, A.	r-Fr.	4	0
D'Antuono, E.	r-Fr.	12	12
DiNardo, D.	r-Jr.	38	0
Dyer, D.	r-Jr.	27	0
Edmunds, T.	r-Fr.	12	10
Edwards, T.	r-Sr.	47	27
Ekanem, K.	r-Fr.	10	0
Exum, A.	r-Sr.	43	35
Facyson, B.	Fr.	11	8
Farris, C.	Jr.	25	17
Frye, D.	So.	25	0
Fuller, Ke.	Fr.	12	10
Fuller, Ky.	Sr.	49	41
Gadell, G.	r-Jr.	19	0
Gayle, J.	r-Sr.	50	38
Gibson, L.	r-Jr.	24	5
Greene, D.	r-Fr.	12	0
Gresh, T.	Sr.	38	0
Harley, K.	r-So.	11	0
Hite, G.	r-So.	1	0
Hoepner, F.	r-Jr.	6	0
Hopkins, D.	Sr.	51	39
Hughes, A.J.	So.	25	25
Jackson, D.	r-Fr.	1	0
Jarrett, K.	Jr.	39	25
Keyserling, E.	r-Jr.	2	1
Knowles, D.	r-So.	25	9
Kristensen, E.	Fr.	2	2
Leal, M.	r-Jr.	7	0
Ludwig, M.	Fr.	9	8
Maddy, L.	Jr.	37	28
Mangus, C.	r-Fr.	12	2
Mapp, M.	r-So.	1	0
McCray, Z.	r-Jr.	38	0
McGlaughlin, J.	Fr.	12	12
McKinnon, D.	r-Fr.	11	0
Meyer, C.	r-Fr.	10	3
Miller, A.	r-Sr.	44	33
Motley, B.	r-Fr.	0	0
Nicolas, D.	r-So.	22	1
Parker, C.	Fr.	9	1
Redman, D.	r-So.	17	1
Riley, D.	So.	25	0
Rody, B.	r-Fr.	0	0
Rogers, S.	Fr.	12	2
Roth, M.	r-So.	20	0
Shaw, T.J.	r-So.	1	0
Shuman, M.	r-Jr.	10	0
Smiling, E.L.	r-Jr.	4	0
Smith, A.	r-Fr.	12	0
St. Germain, J.	r-Jr.	17	17
Stanford, J.	r-Fr.	13	11
Taylor, M.	r-So.	7	0
Thomas, L.	r-Sr.	46	39
Trimble, J.	r-So.	22	5
Tyler, J.	r-Sr.	52	30
Vandyke, D.	r-Fr.	1	0
Wang, D.	r-Jr.	28	22
Ward, R.	r-So.	1	0
Willenbrock, J.	r-Fr.	5	0
Williams, C.	r-Jr.	37	1
Williams, N.	r-Fr.	12	0
Wilson, T.	r-Sr.	51	5
Windmuller, H.	r-Fr.	1	0
Wright, J.	Fr.	12	0

TALE OF THE TAPE

VIRGINIA TECH vs. UCLA

Avg.	Nat'l Rank		Nat'l Rank	Avg.
22.4	95th	Scoring Offense vs. Scoring Defense	39th	24.1
17.4	8th	Scoring Defense vs. Scoring Offense	23rd	36.5
359.1	98th	Total Offense vs. Total Defense	56th	392.8
269.6	4th	Total Defense vs. Total Offense	37th	448.2
241.3	54th	Passing Offense vs. Passing Defense	45th	221.1
165.8	3rd	Passing Defense vs. Passing Offense	44th	251.6
117.8	110th	Rushing Offense vs. Rushing Defense	73rd	171.7
103.8	8th	Rushing Defense vs. Rushing Offense	38th	196.6
125.8	78th	Pass Eff. Offense vs. Pass Eff. Defense	61st	125.7
96.1	3rd	Pass Eff. Defense vs. Pass Eff. Offense	16th	154.6



A FAMILY ATMOSPHERE

• Defensive players **Ronny** and **Devin Vandyke** are just two of numerous Hokies on the roster to have family ties to the Tech football program. There are seven players on the team with brothers who either are playing or did play at Virginia Tech. **Derrick Hopkins** lined up next to his brother Antoine for three seasons along the defensive line.

David Wang is the younger brother of former offensive tackle Ed Wang and redshirt junior lineman **Mark Shuman** is the younger brother of former starting center and current weight room assistant director Ryan Shuman.

• **Kyle Fuller** is a senior defensive back who started the past two years for the Hokies. He is joined on the team by his brother, **Kendall Fuller**. Both are younger brothers of former Hokie players Vincent Fuller, who played six seasons with the Tennessee Titans, and Corey Fuller, now with the Detroit Lions' practice squad:

• Quarterback **Logan Thomas** and tight end **Zack McCray** are first cousins as their mothers are sisters.

• Linebacker **Tariq Edwards** is the son of former Hokie football player Bo Campbell, who lettered from 1989-92. Redshirt freshman **Alston Smith** is the son of former Hokie and NFL Hall of Famer Bruce Smith.

• Redshirt freshman **Zach Snell** is the son of former Hokie wide receiver Donald Wayne Snell (1984-86) and the nephew of former Hokie receiver Sidney Snell (1977-80). He is also the cousin of Tech redshirt freshman quarterback **Brendan Motley**. Redshirt freshman punter **Hunter Windmuller** is the nephew of the late Denny Windmuller, a defensive back for Tech who lettered in 1978 and 1979.

• Freshman **Deon Newsome** is the son of Myron Newsome, who lettered in 1995 and 1996 and freshman **Kyle Chung** is the son of former Hokie lineman and current NFL assistant coach Eugene Chung while freshman **Woody Baron** is the nephew of former Tech player Jim Baron (1994-95).

• Over 20 sets of brothers have played for head coach Frank Beamer in his 27 years at Virginia Tech.

WORKING HIS WAY BACK

• After moving from safety to cornerback last season, redshirt senior **Antone Exum** is still looking to make a

full-time move back to the field this season. Last year, Exum made a move to cornerback and played so well in his first action at corner that defensive secondary coach Torrian Gray made the move permanent. The move paid off as he led the team in interceptions, was MVP of the Russell Athletic Bowl and earned All-ACC honors.

• After deciding to come back for his senior year, Exum tore the ACL and lateral meniscus in his right knee in January playing pick-up basketball on campus. Dr. James Andrews repaired the knee, but Exum missed all of spring practice. Exum was cleared by Dr. James Andrews on Sept. 30, and made his 2013 debut against Duke, but injured his ankle at Miami and missed the last two games.

• Exum has already graduated from Tech with a degree in finance and is working on a second undergraduate degree in marketing.

TAKING CARE OF WALK-ONS

• Virginia Tech has had a lot of success with walk-on players. John Engelberger was a starter for the San Francisco 49ers and Denver Broncos, while John Burke played in the Super Bowl with the New England Patriots in 1987. Cody Grimm went from a walk-on, to an All-American, to an NFL Draft pick of Tampa Bay in 2009.

• Current Tech walk-ons who have earned scholarships include **Michael Branthover**, **Charley Meyer**, **Josh Trimble**, **Griffin Hite**, **A.J. Hughes**, **Joe St. Germain**, **Jack Tyler**, **Derek DiNardo**, **Willie Byrn** and **Trey Gresh**.

• Will Montgomery (C, Washington Redskins) and Grimm are former Hokie walk-on who have seen starting action in the NFL recently.

GETTIN' IT DONE IN THE CLASSROOM

• Of the 13 seniors on the 2013 roster, there are nine Hokie graduates, with three others slated to graduate in December or January.

• Here's how the current seniors, listed alphabetically, stand: graduated: **D.J. Coles**, **J.R. Collins**, **Tariq Edwards**, **Antone Exum**, **James Gayle**, **Tony Gregory**, **Andrew Miller**, **Logan Thomas** and **Tyrel Wilson**. **Derrick Hopkins** and **Jack Tyler** are expected to graduate

in December and **Kyle Fuller** is expected to graduate the new Winter Term in January.

• Additionally, juniors **David Wang** (two degrees) and **E.L. Smiling** have already graduated with **Detrick Bonner**, **Laurence Gibson**, **Zack McCray** and **Chase Williams** expected to graduate in December. If all goes right, Tech could have 17 graduates on its roster for the Hyundai Sun Bowl.

• In 10 of the past 12 years, Tech has graduated at least 70 percent of its class.

• Since 2001, there have been 228 senior Tech football players on the roster with 213 earning their degree. That is over 93 percent.

MAKING THE MOVE

• Senior **Andrew Miller** took over as the center two years ago and had a solid season in the middle of the line, but had his season cut short last year due to a broken foot he suffered against Duke. He was asked to move to guard for his final season, a move that new line coach Jeff Grimes thought would benefit him and the team. It's paid off as Miller has graded out at 85 percent on the season with a team-high 115 knockdown blocks.

• The Bassett, Va., native was a standout wrestler in high school and has competed for the Hokies' nationally ranked wrestling squad. Miller was a two-time Virginia Group AA state champion and was the No. 3-ranked heavyweight by *W.I.N. Magazine* following his senior year. He was also a first-team all-state selection in football.

• Miller has already graduated from Tech with a degree in agribusiness.

PLAYING THROUGH THE PAIN

• Linebacker **Tariq Edwards** played through immense pain most of the second half of the 2011 season before undergoing surgery after the season to put a rod in his left tibia to relieve pain from a stress fracture in his shin.

• Even in pain, Edwards made a career-best 71 tackles that season, including 11.5 tackles for a loss and 3.5 sacks, along with two interceptions as he started all 14 games at linebacker. He suffered the stress fracture late in the season, but played through it in the Sugar Bowl. He had

OFFENSIVE LINE PLAY BREAKDOWN

(offensive plays only ... S-started; P-played; DNP-dressed, but did not play on offense; DND-did not dress; INJ-injured; R - redshirting; D - played defense that week)

	UA	WCU	ECU	MU	GT	UNC	Pitt	DU	BC	UM	MD	VA	2013	Career
M. Arkema	P/5	P/13	P/1	P/2	DNP	DNP	DNP	DNP	DNP	DNP	DNP	DNP	21	194
B. Benedict	P/5	P/62	S/77	S/89	S/40	S/60	S/49	S/87	S/61	INJ	DNP	P/17	547	1113
K. Chung	R	R	R	R	R	R	R	R	R	R	R	R	0	0
A. Conte	DNP	P/13	DNP	DNP	DNP	DNP	DNP	DNP	DNP	DNP	DNP	DNP	13	13
C. Farris	S/60	S/58	S/77	S/89	S/55	S/61	S/70	S/87	S/72	S/79	S/70	S/75	853	1310
L. Gibson	S/60	S/51	DNP	DNP	P/21	DNP	P/21	DNP	P/11	S/79	S/70	S/63	376	403
J. McLaughlin	S/60	S/58	S/77	S/89	S/55	S/60	S/70	S/87	S/72	S/79	S/70	S/75	852	852
M. Mapp	DND	P/13	DND	DND	DND	DND	DND	DND	DND	DND	DND	DND	13	13
A. Miller	S/55	S/14	S/76	S/89	S/55	S/60	S/70	S/87	S/72	S/79	S/70	S/75	802	2227
P. Osterloh	DNP	DNP	DNP	DNP	DNP	R	R	R	R	R	R	R	0	0
M. Shuman	DNP	INJ	INJ	INJ	INJ	P/4	P/17	P/1	DNP	DNP	DNP	DNP	22	61
A. Smith	D	D	DNP	DNP	DNP	P/5	DNP	DNP	DNP	DNP	DNP	P/4	9	9
W. Teller	DNP	DNP	R	R	R	R	R	R	R	R	R	R	0	0
D. Wang	S/55	S/58	S/77	S/87	S/49	S/53	S/53	S/87	S/72	S/81	S/70	S/76	818	1375
R. Ward	DND	P/13	DND	DND	DND	DND	DND	DND	DND	DND	DND	DND	13	13
J. Willenbrock	DND	DND	DND	DND	DND	DND	DND	DNP	DNP	DNP	DNP	DNP	0	0



THIS IS VIRGINIA TECH FOOTBALL

- Head coach Frank Beamer is the winningest active coach in the Football Bowl Subdivision (FBS) with 266 victories and is sixth all-time among FBS coaches in terms of career victories – ahead of such legends as Woody Hayes, Bo Schembechler, Tom Osborne, LaVell Edwards, Hayden Fry and Lou Holtz.
- No coach among the 125 active Division I-A head football coaches has been at his current school longer for more consecutive years than Coach Beamer, as he is in his 27th season at the helm of the Hokies' program.
- Coach Beamer is one of 10 all-time coaches in Division I/FBS to win 200 or more games at one college. Currently, only 36 coaches at all levels are in this group.
- In 10 of the past 12 years, Virginia Tech has graduated at least 70 percent of its football class and had two Academic All-Americans in 2011. Since 2001, there have been 228 senior Tech football players on the roster with 215 earning their degree.
- During a 10-year span from (2002-2011), Virginia Tech had the ninth-most players taken in the NFL Draft of any school, according to DraftMetrics.
- Virginia Tech won 10 or more games in every year from 2004-2011, tied for the third-longest streak in the modern era. Tech has won 10 or more games 11 times over the past 15 seasons, and 13 of the past 18 seasons.
- With its trip to the Hyundai Sun Bowl this year, Virginia Tech is now one of only two teams to go to 21 bowls in the past 21 seasons. The other one is Florida State (32) after Florida had its 22-year streak broken this season.
- Tech is one of only six programs in college football history to go to a bowl in at least 20 straight years, Nebraska (35), Michigan (33), Florida State (32; active), Alabama (25), Florida (22) and Tech (21; active).
- Head coach Frank Beamer (21) is one of only four coaches all-time to lead a program to 20 or more straight bowl games, joining Bobby Bowden (Florida State, 28), Tom Osborne (Nebraska, 25) and Paul "Bear" Bryant (Alabama, 24).
- Virginia Tech has been a consistent winner since the mid-90s, winning an average of 9.2 games per year during the current streak of 21 straight seasons capped by bowl appearances.
- Since joining the ACC prior to the 2004 season, Virginia Tech has compiled an 99-34 overall record, the best mark of any school in the conference. Tech's 62-18 league record (65-20 if you count the title game outcomes) and four league crowns are also the best among league teams during that span.
- Since 1980, Tech is one of just eight schools to produce a No. 1 overall pick in the NFL at least twice. The other schools are Miami (2), Ohio State (2), Auburn (3), Southern Cal (2), Penn State (2), Stanford (2) and Oklahoma (2).
- Virginia Tech has 18 players on 53-man NFL rosters (nine starters), three on the practice squad and two on the injured reserve in 2013.
- During Coach Beamer's time in Blacksburg, the other 13 ACC football programs have employed a combined 64 head coaches. Jim Mora, Jr. will be the 125th different head coach Beamer has faced during his time in Blacksburg.

another procedure done in last year's preseason, which set him back, but he played sparingly on kickoff coverage.

- The senior has played at full strength all season and posted 66 tackles this season, including 10.5 for loss and 3.5 sacks, to go along with an interception he picked up against East Carolina.

- Edwards has already graduated from Tech with a degree in psychology and is working on a second undergraduate degree in human development.

TRIMBLE TAKES OVER

- **Josh Trimble** is the fourth brother in his family to play football at the FBS level, but the first to take a different path. Older brothers Jeremy, Jordan and Justin all played or play for Army. Jeremy is currently stationed

in South Korea while Jordan just returned from a tour in Afghanistan. Justin is a senior at West Point. The four brothers are the son of former Bishop O'Connell football coach Steve Trimble, a Maryland defensive back who played four years in the NFL, who died of a heart attack in his school office in 2011. The elder Trimble was a member of the NFL's Broncos and Bears in the early '80s.

- Trimble has gone from a walk-on to now the starting outside linebacker for the Hokies and earned a scholarship this preseason. For the year, he has 18 tackles and a sack as he's started five games.

IMPRESSIVE GENES

- Center **David Wang** comes from athletic parents, both of whom were members of the Chinese Olympic

team. Wang has already graduated with a pair of degrees from Tech, one in 2011 in management and another this past summer in marketing.

- He is the brother of former Hokie Ed Wang, who made history in April of 2010 by becoming the first Chinese American to be drafted by an NFL team when Buffalo took him in the fourth round. Ed and David were featured on NFL China in 2010 as a crew came over from Beijing to do a story on American football.

- Wang made the move to center this year and has been a stalwart inside, making all the calls for the line. Wang had a career-high 16 knockdown blocks in Tech's win at No. 14 Miami, earning ACC Offensive Back of the Week honors.

- Tech also holds the distinction of having the first Korean American drafted by an NFL team as Eugene Chung was taken by New England in the first round of the 1992 Draft. His son, Kyle, is a freshman offensive lineman for the Hokies this season.

HOKIE PRIDE

- Virginia Tech football has always prided itself on taking care of its players before, during and after their time in Blacksburg. A testament to the family atmosphere created is the roster of former Hokie players serving in some capacity with the football team in the athletic department.

Frank Beamer (*head coach*)
 Shane Beamer (*assoc. head coach*)
 Cornell Brown (*asst. coach*)
 Mike Burnop (*radio color commentator*)
 Cory Byrd (*SAASS coordinator*)
 David Everett (*Hokie Club*)
 Jarrett Ferguson (*strength & conditioning coach*)
 John Graves (*G.A.; weight room*)
 Torrian Gray (*asst. coach*)
 Jermaine Holmes (*director, SAASS*)
 James Hopper (*G.A. coach*)
 John Moody (*Hokie Club*)
 Mark Muncey (*G.A.; weight room*)
 Greg Nosal (*G.A. coach*)
 Keith Short (*strength & conditioning coach*)

- During Beamer's time in Blacksburg, the other 13 ACC programs have employed a combined 65 full-time head coaches.

- Five of his nine assistant coaches, plus two of the four GAs, played for him either at Murray State (Bud Foster, Charley Wiles) or Tech (Shane Beamer, Cornell Brown, Torrian Gray, plus GAs Greg Nosal and James Hopper).

THE FABULOUS FULLERS

- Virginia Tech has had plenty of success recruiting the household of Vincent and Nina Fuller up in Baltimore. There was Vincent, who went on to be drafted in the fourth round of the NFL Draft by Tennessee and spent eight years in the league. He played at Tech from 2001-04, recording eight career interceptions.

- In 2010, Kyle signed with the Hokies and has had a big impact on the program. For his career, he has 173 tackles, including 23.5 for loss and 4.5 sacks, six interceptions, four forced fumbles and a fumble recovery. He was a Second-Team All-American by Walter Camp, but



had surgery in November to repair a core muscle injury and is questionable for the bowl game.

- The second-oldest Fuller, Corey, took a different route to Blacksburg. He signed to run track at Kansas and competed for two years in Lawrence. He decided to give football a try and transferred to Tech in 2010, sitting out a year as required by the NCAA. He had a break-out year last season at receiver and ended up being drafted in the sixth round by the Detroit Lions.

- This past February, the youngest and final Fuller - Kendall - signed with the Hokies. He is a true freshman defensive back who is Tech's starting cornerback opposite Kyle and is Tech's nickel back, taking the spot of the outside linebacker, when teams go with three receivers.

- If Corey, Kyle and Kendall go on to have careers that afford them playing time in the NFL, the four of them will become just the second group of four brothers to play in the NFL and the first group of four brothers to be drafted to the NFL out of the same college. Jim (Notre Dame), Joey (USC), Keith (USC) and Ross (Notre Dame) Browner are four brothers who played in the NFL in the late 1970s and 1980s, but went to different schools.

- Other notable brother combinations starting together on the same side of the ball for Tech were: Derrick and Antoine Hopkins at defensive tackle from 2010-12; Orion and Cam Martin (defensive end and whip linebacker, respectively) in the late 2000s; Kevin and Jonathan Lewis, starting defensive tackles side-by-side in 2002, and offensive linemen T.J. (RT) and Todd (LG) Washington in 1996.

JACK IN THE BOX

- Linebacker **Jack Tyler** has proven to be quite the find for defensive coordinator Bud Foster, who had a heavy hand in recruiting Tyler as a recruited walk-on. Tyler has

been invaluable for the Hokies, coming up big in several key games. In the 2010 ACC Championship game, he filled in for an injured Bruce Taylor in the second half against Florida State and contributed seven tackles - three of which went for losses.

- In 2011, Tyler earned first-team All-ACC honors from the coaches and second-team honors from ACSMA after the season. He had a team-high 119 tackles, including 13 for loss and 2.5 sacks, with three pass break ups and 13 quarterback hurries. Tyler has a team-leading 93 tackles on the season, including 10.5 for loss and four sacks, earning second-team All-ACC honors from the media again.

- He is the second linebacker from Oakton High to walk-on at Tech and go on to earn honors for the Hokies. Cody Grimm took the same route, earning All-America accolades his senior season, and played two years in the NFL for Tampa Bay.

GIVING IT ONE MORE TRY

- Senior **D.J. Coles** had a personal-best 36 catches for 480 yards and three touchdowns in 2011, but had offseason knee surgery in 2012, which slowed him down. He tried to come back, but re-injured the knee in the first game against Georgia Tech last season and received a medical hardship waiver to return this season.

- A veteran in a young group, Coles has played in 49 games for his career (10 starts), catching 62 passes for 872 yards and nine touchdowns.

- In limited action this year, he has 23 catches for 365 yards, but has a team-leading six touchdown receptions and has a 15.9-yard-per-catch average.

ERIC WHO?

- When Virginia Tech trotted out a new kicker against Maryland, many wondered just who No. 22 was. That

Virginia Tech Football Conference Affiliations

- 1892-97: Independent
- 1898: Southern Intercollegiate Athletic Assoc.
- 1899-1906: Independent
- 1907-21: South Atlantic Intercollegiate Athletic Association
- 1922-64: Southern Conference
1963 champions
- 1965-90: Independent
- 1991-2003: Big East
1995 champions
1996 co-champions
1999 champions
- 2004-present: ACC
2004 champions
2007 champions
2008 champions
2010 champions

kicker was **Eric Kristensen**, a guy not even in the preseason media guide. That's because Kristensen is a guy who made it through student walk-on try-outs on Sept. 4 and was added to the roster on Sept. 24. The Ann Arbor, Mich., native had an offer to play at Siena Heights in Michigan, an NAIA school, but no scholarship offers.

- Kristensen has connected on all four PATs thus far and is 4-for-5 on field goals with a long of 38 yards.

DOING GOOD DEEDS

- Head coach **Frank Beamer** is a strong believer in giving back to the community. He founded Herma's Readers in 2008 and last year, the team helped raise money for Wounded Warrior Project.

- The team has also raised money to help support Breast Cancer Awareness and Ewing's sarcoma cancer.

2013 STARTERS GAME BY GAME

Offense	FL	LT	LG	C	RG	RT	TE	QB	FB	TB	SE
Alabama	Knowles	McLaughlin	Farris	Wang	Miller	Gibson	Perez-Means	Thomas	Coles (WR)	Edmunds	Stanford
W. Carolina	Knowles	McLaughlin	Farris	Wang	Miller	Gibson	Perez-Means	Thomas	Rogers	Edmunds	Stanford
E. Carolina	Coles	McLaughlin	Farris	Wang	Miller	Benedict	Perez-Means	Thomas	Mangus (TB)	Edmunds	Stanford
Marshall	Byrn	McLaughlin	Farris	Wang	Miller	Benedict	Perez-Means	Thomas	Coles (WR)	Edmunds	Stanford
Georgia Tech	Knowles	McLaughlin	Farris	Wang	Miller	Benedict	Cline	Thomas	Coles (WR)	Mangus	Stanford
North Carolina	Knowles	McLaughlin	Farris	Wang	Miller	Benedict	Cline	Thomas	Byrn (WR)	Edmunds	Stanford
Pittsburgh	Knowles	McLaughlin	Farris	Wang	Miller	Benedict	Cline	Thomas	Byrn (WR)	Caleb (WR)	Stanford
Duke	Byrn	McLaughlin	Farris	Wang	Miller	Benedict	Redman	Thomas	Rogers	Edmunds	Stanford
Boston College	Byrn	McLaughlin	Farris	Wang	Miller	Benedict	Parker (WR)	Thomas	Meyer (WR)	Edmunds	Coles
Miami	Meyer	McLaughlin	Farris	Wang	Miller	Gibson	Cline	Thomas	Coles (WR)	Edmunds	Stanford
Maryland	Meyer	McLaughlin	Farris	Wang	Miller	Gibson	Cline	Thomas	Coles (WR)	Edmunds	Stanford
Virginia	Knowles	McLaughlin	Farris	Wang	Miller	Gibson	Cline	Thomas	Byrn (WR)	Edmunds	Stanford
Defense	DE	DT	DT	DE	ILB	ILB	WHIP	CB	ROVER	FS	CB
Alabama	Gayle	Hopkins	Maddy	Collins	Tyler	Edwards	Ke. Fuller (NB)	Facyson	Jarrett	Bonner	Ky. Fuller
W. Carolina	Gayle	Hopkins	Maddy	Collins	Tyler	Edwards	Ke. Fuller (NB)	Facyson	Jarrett	Bonner	Ky. Fuller
E. Carolina	Gayle	Hopkins	Maddy	Collins	Tyler	Edwards	Ke. Fuller (NB)	Facyson	Jarrett	Bonner	Ky. Fuller
Marshall	Gayle	Hopkins	Maddy	Collins	Tyler	Edwards	Ke. Fuller (NB)	Facyson	Jarrett	Bonner	Ky. Fuller
Georgia Tech	Gayle	Hopkins	Maddy	Collins	Tyler	Edwards	Ky. Fuller (NB)	Facyson	Jarrett	Bonner	Ke. Fuller
North Carolina	Gayle	Hopkins	Maddy	Collins	Tyler	Edwards	Ke. Fuller (NB)	Facyson	Jarrett	Bonner	Ky. Fuller
Pittsburgh	Gayle	Hopkins	Maddy	Collins	Tyler	Edwards	Trimble	Ke. Fuller	Jarrett	Bonner	Ky. Fuller
Duke	Gayle	Hopkins	Maddy	Nicolas	Tyler	Edwards	Clark (NB)	Ke. Fuller	Jarrett	Bonner	Exum
Boston College	Gayle	Hopkins	Maddy	Collins	Tyler	Edwards	Trimble	Ke. Fuller	Jarrett	Bonner	Exum
Miami	Gayle	Hopkins	Maddy	Collins	Tyler	Edwards	Trimble	Ky. Fuller	Jarrett	Bonner	Exum
Maryland	Gayle	Hopkins	Maddy	Collins	Tyler	Edwards	Trimble	Facyson	Jarrett	Bonner	Ke. Fuller
Virginia	Gayle	Hopkins	Maddy	Collins	Tyler	Edwards	Trimble	Facyson	Jarrett	Bonner	Ke. Fuller



PLAY BREAKDOWN

No.	Name	O	D	ST	T
1	Antone Exum	0	134	1	135
2	Donovan Riley	0	30	133	163
3	Logan Thomas	851	0	0	851
4	J.C. Coleman	231	0	22	253
4	Ken Ekanem	0	7	66	73
5	Joshua Stanford	657	0	1	656
6	Mark Leal	16	0	0	16
8	Detrick Bonner	0	756	43	799
9	Brenden Motley	0	0	0	0
11	Kendall Fuller	0	691	80	771
12	Trey Gresh	0	0	58	58
13	Brian Rody	0	0	0	0
14	Trey Edmunds	516	0	0	516
15	Joel Caleb	39	0	30	69
16	Carlis Parker	47	0	0	47
17	Kyle Fuller	0	438	69	507
18	D.J. Coles	288	0	2	290
19	Chuck Clark	0	87	144	231
20	Maurice Taylor	0	0	45	45
21	Chris Caver	0	6	0	6
22	Eric Kristensen	0	0	9	9
22	T.J. Shaw	0	3	0	3
23	Der'Woun Greene	0	125	94	219
24	Tariq Edwards	0	733	82	815
25	Jerome Wright	14	0	59	73
26	Desmond Frye	0	30	88	118
27	A.J. Hughes	0	0	71	71
28	Chris Mangus	102	0	32	134
29	Ethan Keyserling	0	0	7	7
30	Mitchell Ludwig	0	0	37	37
31	Brandon Facyson	0	546	87	633
32	Josh Trimble	0	181	153	334
33	Darius Redman	151	0	165	316
34	Kyshoen Jarrett	0	735	103	838
35	Dahman McKinnon	0	0	83	83
36	Chase Williams	0	18	121	139
37	Fuller Hoepner	1	0	23	24
37	Zach Snell	0	0	0	0
38	Michael Branthover	0	0	17	17
39	Daniel Dyer	0	0	56	56
40	Deon Clarke	0	33	71	104
41	Derek DiNardo	0	12	119	131
42	J.R. Collins	0	463	93	556
44	Devin Vandyke	0	0	8	8
44	Colton Taylor	0	0	0	0
45	Sam Rogers	238	0	95	333
46	Hunter Windmuller	0	0	1	1
47	Greg Gadell	7	0	92	99
48	Nick Bush	0	3	3	6
49	Dakota Jackson	2	0	0	2
51	Jack Willenbrock	0	0	22	22
53	Drew Burns	0	0	27	27
55	Brent Benedict	547	0	38	585
58	Jack Tyler	0	748	79	827
59	Eddie D'Antuono	0	0	107	107
60	Woody Baron	0	117	61	178
62	Ross Ward	13	0	0	13
63	Laurence Gibson	376	0	53	429
64	Matt Arkema	21	0	0	21
65	Joe St. Germain	0	0	18	18
66	Tyrel Wilson	0	140	70	210
68	Marcus Mapp	13	0	0	13
69	Mark Shuman	22	0	9	31
71	Jonathan McLaughlin	852	0	44	896
72	Augie Conte	13	0	15	28
74	Andrew Miller	802	0	0	802
75	Alston Smith	9	6	57	72
76	David Wang	818	0	0	818
79	Caleb Farris	853	0	4	857
80	Demitri Knowles	603	0	41	644
81	Duan Perez-Means - x	165	0	33	198
82	Willie Byrn	465	0	28	493
83	Charley Meyer	78	0	39	117
85	E.L. Smiling	15	0	0	15
86	Zack McCray	23	0	66	89
87	Dewayne Alford	8	16	105	129
89	Cody Journell - x	0	0	46	46
90	Dadi Nicolas	1	288	56	345
91	Matt Roth	0	7	98	105
92	Luther Maddy	0	609	8	617
93	Kalvin Cline	582	0	3	585
95	Nigel Williams	0	128	61	189
97	Kris Harley	0	6	1	7
98	Derrick Hopkins	6	603	47	656
99	James Gayle	0	603	48	651

• Herma's Readers is a non-profit organization that promotes the power of reading and literacy to youngsters during their formative years, grades K-3. The organization was formed as a tribute to Tech head football coach Frank Beamer's late mother, Herma, a teacher for over 30 years in the Commonwealth of Virginia. Herma's Readers has delivered over 21,000 new and used books collected at Virginia Tech football games to youngsters throughout the Commonwealth.

MORE IMPORTANT THINGS THAN FOOTBALL

• Junior **Kyshoen Jarrett** may be thriving at his rover position, but he knows there are way more important things in life than football.

• Jarrett's older brother, Daishawn Capers, has cerebral palsy and is legally blind. He is wheelchair-bound and needs help doing almost everything, relying on his brother and mother, Vinise Capers. In high school, Jarrett would often take care of Daishawn, either getting him ready for school in the morning or by watching him during the evenings when their mother was away.

• Though from Tannersville, Pa., Jarrett's mother and brother now live in North Carolina and come to almost every home game. Daishawn sits there waiting to hear his brother's name over the public address system, ready to cheer for his brother every time he makes a play.

• Jarrett is a converted cornerback who moved to the rover position in the spring of 2012 and now starts there while also seeing time as a punt returner.

• At Pittsburgh last season, he broke off a 94-yard punt return for a touchdown, the second-longest return in school history and the longest under head coach Frank Beamer. He averaged 13.9 yards per punt return last season, ninth-best in the FBS and was second on the team with 83 tackles.

INTERNATIONAL RECEIVERS

• Two of Tech's main threats in its receiving corps aren't even from the United States. Sophomore **Demitri Knowles** hails from Freeport, Grand Bahamas in The Bahamas and redshirt freshman **Joshua Stanford** is from Mississauga, Ontario in Canada.

• Knowles was born and raised in The Bahamas and grew up competing in swimming and track before moving to Lynchburg, Va., to try his hand at football. After spending just two seasons at Liberty Christian Academy playing a sport he really knew nothing about before he was 14 years old, Knowles is making strides in the game.

• Knowles' only exposure to the game before his high school years – other than watching Miami Dolphins and Miami Hurricanes games on television – was playing it in his backyard.

• But then, Devard Darling, a native of The Bahamas and a former Florida State and Washington State receiver who was on NFL rosters for seven seasons with the Baltimore Ravens, Kansas City Chiefs and Houston Texans, brought a football camp to Freeport. Knowles attended the camp, and won Most Valuable Player honors. He was hooked and moved to Virginia for his final two years of high school, where his speed caught the eye of Virginia Tech coaches.

• Knowles caught a 42-yard touchdown midway through the fourth quarter of Virginia Tech's 20-17

START CHARTS

Offense	'13	Current Streak	Career
Arkema, M.	-	-	2
Benedict, B.	7	-	13
Byrn, W.	6	1	6
Caleb, J.	1	-	1
Coleman, J.C.	-	-	6
Coles, D.J.	6	-	10
Cline, K.	6	3	6
Edmunds, T.	10	5	10
Farris, C.	11	16	17
Gregory, T.	-	-	2
Gibson, L.	5	3	5
Knowles, D.	6	1	9
Malleck, R.	-	-	7
Mangus, C.	2	-	2
McLaughlin, J.	12	12	12
Meyer, C.	3	-	3
Miller, A.	12	12	33
Parker, C.	1	-	1
Redman, D.	1	-	1
Rogers, S.	2	-	2
Stanford, J.	11	3	11
Thomas, L.	12	39	39
Wang, D.	12	12	22

Defense	'13	Current Streak	Career
Bonner, D.	12	26	29
Clark, C.	1	-	1
Collins, J.R.	11	4	34
Edwards, T.	12	13	27
Exum, A.	3	-	35
Facyson, B.	8	2	8
Fuller, Ke.	11	2	11
Fuller, Ky.	8	-	41
Gayle, J.	12	12	38
Hopkins, D.	12	39	39
Jarrett, K.	12	25	25
Maddy, L.	12	14	28
Marshall, C.	-	-	5
Nicolas, D.	1	-	1
Trimble, J.	5	4	5
Tyler, J.	12	28	30
Vandyke, R.	-	-	2
Williams, C.	-	-	1
Wilson, T.	-	-	5

Specialists	'13	Current Streak	Career
Branthover, M. (KO)	3	1	13
D'Antuono, E. (LS)	12	12	12
Hughes, A.J. (P)	12	25	25
Keyserling, E. (PK)	1	-	1
Kristensen, E. (PK)	2	2	2
Ludwig, M. (KO)	7	-	7
St. Germain (LS)	5	-	18

STARTED EVERY GAME IN 2013

Offense (6): Farris, McLaughlin, Miller, Stanford, Thomas, Wang

Defense (8): Bonner, Edwards, Ke. Fuller, Gayle, Hopkins,

Jarrett, Maddy, Tyler

Specialists (2): D'Antuono, Hughes

LONGEST ACTIVE STREAKS

Derrick Hopkins	39
Logan Thomas	39
Jack Tyler	28
Detrick Bonner	26



overtime win against Georgia Tech in last year's season-opener. This year, he has 43 receptions for 619 yards and three touchdowns.

- Stanford, a Canadian born and bred, eschewed his first love, hockey, because it was too expensive, so he migrated toward football. Because of a situation back home in Canada, his parents decided it'd be best for him to move south to live with family friends in Georgia when he was 15. There is where his game really took off. Stanford's recruiting heated up late and Virginia Tech got a verbal from him late, right before the 2012 signing day.

- Stanford impressed in preseason camp and played early on, but got his knee rolled up on against Austin Peay in the second week, which ended his season. Tech applied for a medical hardship waiver for him to preserve his freshman season. He had 171 yards receiving - tied for the fifth-most in Tech history for a single game - at Boston College and followed that up with a seven-catch, 107-yard, one touchdown game at No. 14 Miami.

- For the year, he has 37 catches for 606 yards and a TD.

PLAYING FOR HIS BROTHER

- Every time offensive lineman **Brent Benedict** takes the field, he says he is playing for his brother, Heath, who died unexpectedly of an enlarged heart in March of 2008, just weeks before the NFL Draft.

- The older Benedict, also an offensive lineman, originally signed with the University of Tennessee, but transferred to Newberry (S.C.) College, where he was a two-time Little All-American. He was projected as a mid-rounder in the NFL Draft and was the first Division II player since 2004 to take part in the Senior Bowl.

FRESHMEN MAKING HISTORY

- Jonathan McLaughlin** made history at Virginia Tech, becoming the first true freshman to start any game at left tackle under head coach Frank Beamer when he got the nod against top-ranked Alabama.

- The South Carolina native enrolled at Tech in January after a semester at Fork Union and quickly moved up the depth chart. He continued his impressive play in the fall and earned the starting spot at left tackle.

- The last true freshman to start in the opening game on the offensive line was Sergio Render in 2006 at right guard. He would go on to start 52 games during his career at Tech. Prior to McLaughlin, he was the last true freshman to start anywhere on the offensive line for the Hokies.

- The last true freshman to start any game at offensive tackle for Tech was Jimmy Martin, who started the last six games at right tackle during the 2002 season.

- McLaughlin is the first true freshman to start a game at left tackle under Beamer and the first true freshman to start an opening game at either tackle position under Beamer.

- No true freshman had ever started the opening game at cornerback under Coach Frank Beamer until **Brandon Facyson** got the nod against Alabama at field corner.

Antonio Banks was the last true freshman to start a season opener in the secondary and that came at free safety in the 1993 season opener.

- Tech opened the Alabama game in a nickel package, meaning two true freshmen started in the secondary: **Kendall Fuller** as the nickel back and Facyson at the field corner spot. Fuller has started 11 games, recording 56 tackles, a Tech freshman-record six interceptions (including three against Duke) and 10 break ups.

- Facyson, who has aspirations to be a heart surgeon, enrolled in January after graduating high school early,

THE LUNCH PAIL D

During Bud Foster's 244-game tenure as defensive/co-defensive coordinator, Tech has ...

- had 46 different defensive players score touchdowns.
- scored 72 touchdowns (49 on pass interceptions, 22 on fumble returns and one on a fumble recovery).
- held opponents to an average of 107.9 yards rushing and 16.8 points per game.
- been nationally ranked in the top five of a major defensive category 35 times. The Hokies finished No. 1 in total defense in 2005 and 2006, second in 2001 and third in 1999.
- pitched 28 shutouts.
- had at least one defensive player earn All-America honors from some publication in 16 of 18 seasons. Four players gained A-A recognition in 1999 and three were honored in 2001.
- produced six first-team All-Americans and 11 others who have earned second- or third-team All-America honors from one of the recognized groups.
- had 35 players drafted by NFL teams.
- produced its first Lombardi Award winner and its first Nagurski Trophy winner in Corey Moore.
- produced two BIG EAST defensive players of the year - Corey Moore, who earned the honor in both 1998 and 1999, and Cornell Brown, who won it in 1995.
- featured 10 players who have recorded nine or more interceptions in their career.

ON THE ACTIVE LISTS

Interceptions

Antone Exum	6
Kyle Fuller	6
Kendall Fuller	6
Brandon Facyson	5
Detrick Bonner	4
Tariq Edwards	4
Kyshoen Jarrett	2
J.R. Collins	1
Derek DiNardo	1
Kris Harley	1
Donovan Riley	1
Dadi Nicolas	1

Blocked Kicks

Tony Gregory	2
Kyle Fuller	1
Derrick Hopkins	1

Non-Offensive Touchdowns

Detrick Bonner	1
Derek DiNardo	1
Kyle Fuller	1
Kyshoen Jarrett	1
Demitri Knowles	1

while Fuller enrolled for Summer II. The Georgia native has been a playmaker thus far, recording five interceptions on the year.

- Sam Rogers** entered camp as a walk-on fullback in the No. 4 position on the depth chart, but enters the season as the starter at the position. He chose to walk-on at Tech over scholarship offers at Bucknell and St. Francis, as well as walk-on opportunities at Virginia, Richmond and William & Mary. At 5-foot-10, 220 pounds, Rogers did it all for Hanover High in Mechanicsville (outside Richmond), playing quarterback, receiver, running back and multiple positions on defense, earning first-team all-state honors as a utility player. His brother, Ben, was an All-America center on the Division III level for Hampden-Sydney College.

- True freshman **Kalvin Cline** didn't sign with the Hokies in February and didn't accept a scholarship offer until May. The Florida native played just one year of high school after starring in basketball, but has caught on to the sport quickly. In his short time on campus, he has rocketed up the depth chart, catching 25 passes for 285 yards and two touchdowns.

RUSHING = OUTCOME?

- Under head coach **Frank Beamer** (334 games), the Hokies are 193-40-2 when outrushing their opponents, 30-68 when being outrushed and 1-0 when the rushing total is even.

- In Tech's current 20-year bowl run (since 1993), Tech is 173-25 when outrushing its opponents, 26-43 when being outrushed and 1-0 when the rushing total is even.

- In its current 21-year bowl run (since 1993), Tech is 112-8 when rushing for 200 yards or more.

- Since the start of the 1999 season, Tech is 128-18 when outrushing its opponent and 19-31 when being outrushed.

HOKIES IN THE NFL as of 12/16

Name	Team	GP/GS
James Anderson	Chicago	14 GP/14 GS
Nick Becton ^C	San Diego	1 GP/0 GS
Jarrett Boykin	Green Bay	14 GP/6 GS
Duane Brown	Houston	12 GP/12 GS
Roc Carmichael	Philadelphia	11 GP/2 GS
Kam Chancellor	Seattle	14 GP/14 GS
Danny Coale ^{PS C}	Indianapolis	
Brandon Flowers	Kansas City	12 GP/12 GS
Corey Fuller ^{PS}	Detroit	
Shayne Graham ^C	Pittsburgh	
DeAngelo Hall	Washington	14 GP/14 GS
Jayron Hosley	NY Giants	9 GP/1 GS
Jeff King ^{IR}	Arizona	
Will Montgomery	Washington	14 GP/14 GS
Joshua Morgan	Washington	13 GP/6 GS
Vinston Painter ^{PS}	Denver	
Eddie Royal	San Diego	13 GP/2 GS
Andre Smith	Dallas/Cleveland	5 GP/0 GS
Darryl Tapp	Washington	9 GP/0 GS
Bruce Taylor ^{PS}	Cincinnati	
Tyrod Taylor	Baltimore	2 GP/0 GS
Michael Vick	Philadelphia	6 GP/6 GS
Ryan Williams	Arizona	0 GP/0 GS
David Wilson ^{IR}	NY Giants	5 GP/4 GS
Jason Worilds	Pittsburgh	14 GP/10 GS

PS - practice squad; IR - injured reserve; C - cut since season started

COACHES/STAFF

Bruce Arians	Arizona Head Coach
Malcolm Blacken	Washington Dir. of Player Develop.
Eugene Chung	KC Asst. Off. Line
Keith Gray	Phi. Asst. S&C Coach
Chris Peduzzi	Phi. Head Athletic Trainer
Nick Rapone	Arizona Defensive Backs
Nick Sorensen	Sea Special Teams
Todd Washington	Balt. Assistant Off. Line



• His father, Mike, played football at Arkansas State before being drafted by the Green Bay Packers.

THE LEADER OF THE DEFENSE ... AND OF HIS FAMILY

• Junior free safety **Detrick Bonner** is the quiet quarterback of the Hokie defense as the leader in the secondary. He's also the leader of his family. The Georgia native has six siblings and was often in charge of the children while his mother worked long hours. One of his younger brothers, Alvin Hill plays, defensive back for the University of Maryland.

• Bonner picked off two passes against Western Carolina, returning one for a touchdown against the Catamounts.

THE PAPERBOY KEEPS DELIVERING

• Coming into the season, junior **Willie Byrn** had one career reception. This season alone, he leads the team with 49 catches, compiling 635 yards and two touchdowns. Nicknamed "The Paperboy" by offensive coordinator **Scot Loeffler** because "he always delivers," Byrn has been a steady veteran on a young offense.

• The former walk-on earned a scholarship in the preseason and already has the seventh-most receptions in a single season at Tech with 49. The Virginia Beach native leads the squad in reception and yards.

HOPKINS A THREAT ON DEFENSE ... AND OFFENSE

• Senior defensive tackle **Derrick Hopkins** has already had one of the greatest careers for a defensive tackle at Virginia Tech, but is going out in style this season. Through 12 games, he has 49 tackles, including 7.5 for loss and four sacks, plus a 40-yard fumble return and a blocked kick.

• The Highland Springs native also added the role of fullback the latter part of this season in certain goal line situations. He's played six snaps at the position and has led the way for two touchdowns thus far.

• Hopkins was named the state's defensive lineman of the year for the second year in a row by The Richmond Touchdown Club and has started 39 straight games.

CLINE CATCHING ON

• With a catch in the finale against Virginia, true freshman tight end **Kalvin Cline** now has 25 receptions for 284 yards and two scores this season.

• The high school basketball star played just one year of high school football before committing to the Hokies in May ... well after National Signing Day. After not even dressing for the opener against Alabama and being scheduled for a redshirt, he's taken over the position and giving the Hokies an added threat.

• Here's a list of tight ends under head coach Frank Beamer who have caught 20 or more passes in a season:

Rec.	Player	Year	Yds.	TD
38	Steve Johnson	1987	475	3
26	Jeff King	2005	292	6
25	Kalvin Cline	2013	284	2
25	Jeff King	2004	304	4
22	Greg Boone	2008	278	2
21	Greg Daniels	1991	205	1
20	Andre Smith	2010	195	5

• The Tech record for catches by a tight end in a season belongs to Hokie Hall of Famer and current Virginia Tech IMG Radio Network color analyst Mike Burnop, who had 46 receptions in 1971 for 558 yards and two scores, coming in just 11 games.

MADDY AND DADI

• Virginia Tech features a pair of Delray Beach products on its defensive line in tackle **Luther Maddy** and end **Dadi Nicolas**. Both of Haitian descent, the lightly recruited players from Atlantic High are both making a big impact for the Hokies. Maddy has 52 tackles, including 11.5 tackles for loss and 6.5 sacks, while Nicolas has 29 tackles, including seven tackles for loss and four sacks.

SCORING IN DIFFERENT WAYS

• During Frank Beamer's time at Tech, a player at every position on the defensive unit has produced at least one touchdown, and 39 different players have scored touchdowns while playing on Tech's special teams.

• Altogether, the defense and special teams have combined for 134 TDs since Beamer arrived in 1987.

• Under Beamer, Tech's defense has scored 83 TDs (55 on interceptions, 26 on fumble returns, two on fumble recoveries). The special teams have added 51 TDs (18 on blocked punts, 19 on punt returns, nine on kickoff returns, four on blocked field goals, one on a fumble recovery).

• Under Beamer, 85 different players on defense and special teams have scored TDs. André Davis had four, Victor Harris had five and DeAngelo Hall led the way with seven.

THE GAME ON RADIO

• All Virginia Tech football games can be heard throughout Virginia and much of the mid-Atlantic region on the Virginia Tech IMG Sports Network. Ten-time Virginia Sportscaster of the Year Bill Roth (play-by-play), Hokies' Hall of Famer Mike Burnop (analyst) and Adam Witten (scoreboard anchor) comprise Virginia Tech football's on-air broadcast crew.

• The 2013 season marks Roth and Burnop's 26th season together in the Virginia Tech radio booth, making them one of the longest-tenured active duos in the FBS.

HOKIES WITH NFL TIES

Current Player(s)	Tie
WOODY BARON	uncle, James Baron , played at Tech before playing in the NFL with Detroit and Chicago
KYLE CHUNG	father, Eugene Chung , played at Tech before playing in the NFL with New England, Jacksonville and Indianapolis. He is currently the offensive line assistant of the Kansas City Chiefs.
KALVIN CLINE	father, Mike Cline , was drafted by the Green Bay Packers.
TREY EDMUNDS	father, Ferrell Edmunds , played seven seasons in the NFL as a tight end, earning two Pro Bowl nods
KYLE AND KENDALL FULLER	brother, Vincent Fuller , played six seasons as a defensive back for the Tennessee Titans while brother Corey Fuller is on the Detroit Lions practice squad
JAMES GAYLE	uncle, Shaun Gayle , played 12 seasons in the NFL, 11 for the Chicago Bears (1984-1994), and was a member of the Bears squad that won Super Bowl XX in 1985
JOSH TRIMBLE	late father, Steve Trimble , played four seasons in the NFL - three with the Denver Broncos, one with the Chicago Bears - as a free safety
ALSTON SMITH	father, Bruce Smith , was a standout player for the Hokies before going on to star in the NFL. The all-time sacks leader was inducted in to the NFL Hall of Fame in 2010
DAVID WANG	brother, Ed Wang , was drafted by the Buffalo Bills in 2010 as an offensive tackle
CHASE WILLIAMS	father, Gregg Williams , was the defensive coordinator of the 2010 World Champion New Orleans Saints
TYREL WILSON	father, James Wilson , signed as an UFA with Detroit

BLACKSBURG HISTORY

All-Time Record (1892-present)	705-444-46
In Blacksburg (1892-present)	365-103-13
Behind Lane Hall (1892)	1-0-0
Sheib Field (1894-1901)	13-1-0
Gibboney Field (1902-08)	19-2-0
Miles Field (1909-25)	60-3-3
Miles Stadium (1926-64)	67-25-4
Lane Stadium (1965-present)	205-72-6
Under Beamer (1987-present)	131-35-1

FRESHMAN INTERCEPTIONS UNDER BEAMER

Kendall Fuller	2013	6	12 games
Brandon Facyson	2013	5	11 games
Eric Green	2000	4	12 games
Antonio Banks	1993	3 *	12 games
Tyronne Drakeford	1990	3	11 games
Torrian Gray	1993	3	12 games
DeAngelo Hall	2001	3	12 games

* - had an additional interception in the bowl game before the NCAA recognized bowl statistics, which would have given him four for the year; officially had three interceptions.



VIRGINIA TECH DEPTH CHART

OFFENSE (MULTIPLE/PRO STYLE)

SE	5	Joshua Stanford	6-1	196	r-Fr.	Mississauga, Ontario	
	18	D.J. Coles	6-4	234	r-Sr.	Maidens, VA	
TE	93	Kalvin Cline	6-4	238	Fr.	Boca Raton, FL	
	33	Darius Redman	6-4	256	r-So.	Washington, DC	
	86	Zack McCray	6-4	247	r-Jr.	Forest, VA	
LT	71	Jonathan McLaughlin	6-5	313	Fr.	Mauldin, SC	
	69	Mark Shuman	6-7	295	r-Jr.	Fork Union, VA	
LG	79	Caleb Farris	6-3	308	Jr.	Lexington, VA	
	75	Alston Smith	6-2	281	r-Fr.	Virginia Beach, VA	
C	76	David Wang	6-2	299	r-Jr.	Ashburn, VA	
	64	Matt Arkema	6-3	296	r-Jr.	Midlothian, VA	
RG	74	Andrew Miller	6-4	296	r-Sr.	Bassett, VA	
	72	Augie Conte	6-6	302	r-Fr.	Fredericksburg, VA	
RT	63	Laurence Gibson	6-6	290	r-Jr.	Sierra Vista, VA	OR
	55	Brent Benedict	6-5	292	r-Jr.	Jacksonville, FL	
TB	4	J.C. Coleman	5-7	191	So.	Chesapeake, VA	
	28	Chris Mangus	6-0	184	r-Fr.	Raleigh, NC	OR
	15	Joel Caleb	6-2	205	r-Fr.	Midlothian, VA	
FB	45	Sam Rogers	5-10	220	Fr.	Mechanicsville, VA	
	25	Jerome Wright	6-2	234	Fr.	Richmond, VA	
QB	3	Logan Thomas	6-6	254	r-Sr.	Lynchburg, VA	
	6	Mark Leal	6-1	217	r-Jr.	Greenacres, FL	
FL	80	Demitri Knowles	6-1	180	r-So.	Freeport, Bahamas	
	82	Willie Byrn	5-10	186	r-Jr.	Virginia Beach, VA	
	83	Charley Meyer	6-1	215	r-Fr.	Richmond, VA	

DEFENSE (4-2-5)

DE	99	James Gayle	6-4	255	r-Sr.	Hampton, VA	
	66	Tyrel Wilson	6-2	230	r-Sr.	Hampton, VA	
DT	98	Derrick Hopkins	6-0	311	Sr.	Highland Springs, VA	
	60	Woody Baron	6-1	264	Fr.	Nashville, TN	
DT	92	Luther Maddy	6-1	296	Jr.	Delray Beach, FL	
	95	Nigel Williams	6-2	283	r-Fr.	Richmond, VA	
DE	42	J.R. Collins	6-2	248	r-Sr.	Stafford, VA	
	90	Dadi Nicolas	6-3	224	r-So.	Delray Beach, FL	
LB	58	Jack Tyler	6-1	230	r-Sr.	Oakton, VA	
	36	Chase Williams	6-2	220	r-Jr.	Leesburg, VA	
LB	24	Tariq Edwards	6-2	234	r-Sr.	Cheraw, SC	
	35	Dahman McKinnon	6-1	207	r-Fr.	Hope Mills, NC	
OLB	32	Josh Trimble	6-0	216	r-So.	Ashburn, VA	(whip LB)
	8	Detrick Bonner	6-0	194	r-Jr.	McDonough, GA	(nickel back)
ROV	34	Kyshoen Jarrett	5-11	198	Jr.	Tannersville, PA	
	26	Desmond Frye	6-2	188	So.	Chester, VA	
CB	11	Kendall Fuller	5-11	193	Fr.	Baltimore, MD	OR
	1	Kyle Fuller	6-0	194	Sr.	Baltimore, MD	
	2	Donovan Riley	5-11	204	So.	Reistertown, MD	
FS	8	Detrick Bonner	6-0	194	r-Jr.	McDonough, GA	
	23	Der'Woun Greene	5-10	180	r-Fr.	Portsmouth, VA	
CB	1	Antone Exum	6-1	220	r-Sr.	Glen Allen, VA	
	31	Brandon Facyson	6-2	188	Fr.	Newnan, GA	

SPECIALISTS

P	27	A.J. Hughes	6-1	199	So.	Terre Haute, IN	
	48	Hunter Windmuller	6-3	170	r-Fr.	Oak Hill, VA	
PK	22	Eric Kristensen	5-11	186	Fr.	Ann Arbor, MI	
	38	Michael Branthover	5-9	184	Jr.	Dayton, MD	
SN	59	Eddie D'Antuono	6-6	263	r-Fr.	Alexandria, VA	
	65	Joe St. Germain	6-0	220	r-Jr.	Los Alamitos, CA	
H	12	Trey Gresh	6-1	209	Sr.	Blacksburg, VA	
	6	Mark Leal	6-1	217	r-Jr.	Greenacres, FL	
KO	30	Mitchell Ludwig	5-11	192	Fr.	Abingdon, VA	
	38	Michael Branthover	5-9	184	Jr.	Dayton, MD	
KOR	80	Demitri Knowles	6-1	180	r-So.	Lynchburg, VA	AND
	4	J.C. Coleman	5-7	191	So.	Chesapeake, VA	
	28	Chris Mangus	6-0	184	r-Fr.	Raleigh, NC	AND
PR	23	Der'Woun Greene	5-10	180	r-Fr.	Portsmouth, VA	
	82	Willie Byrn	5-10	186	r-Jr.	Virginia Beach, VA	
	11	Kendall Fuller	5-11	193	Fr.	Baltimore, MD	

italics indicates true freshman



TOUCHDOWNS BY DEFENSE & SPECIAL TEAMS

1987: Jon Jeffries, 92-yd. kickoff return vs. Clemson; Don Stokes, recovered blocked punt in end zone vs. Syracuse; Randy Cockrell (ilb), 90-yd. interception return vs. Navy.

1988: Don Stokes, recovered blocked punt in end zone vs. Southern Miss; Jock Jones, recovered blocked punt in end zone vs. West Virginia; Roger Brown (cb), 55-yd. interception return vs. South Carolina; Leslie Bailey (ilb), 19-yd. interception return vs. South Carolina.

1989: Marcus Mickel, 90-yd. kickoff return vs. Clemson; Jock Jones (olb), 55-yd. interception return vs. Tulane; Roger Brown (cb), 55-yd. interception return vs. North Carolina State.

1990: The '90 season marked the first and only season to date during Beamer's tenure that Tech failed to score at least one TD on either defense or special teams.

1991: P.J. Preston (olb), recovered fumble in end zone vs. Oklahoma; Ken Landrum, 18-yd. blocked punt return vs. Cincinnati; Kirk Alexander (fs), 95-yd. interception return vs. Cincinnati.

1992: Tyronne Drakeford (cb), 40-yd. interception return vs. East Carolina; Tony Kennedy, 91-yd. kickoff return vs. Louisville; Ken Brown (olb), 18-yd. interception return vs. Rutgers.

1993: William Ferrell, 7-yd. blocked punt return vs. Rutgers; DeWayne Knight (olb), 23-yd. fumble return vs. Syracuse; Jeff Holland (dt), 8-yd. fumble return vs. Virginia; Lawrence Lewis (de), 20-yd. fumble return vs. Indiana; Antonio Banks, 80-yd. blocked field goal return vs. Indiana.

1994: Torrian Gray (rov), 66-yd. interception return vs. Boston College; Stacy Henley, 25-yd. blocked punt return vs. Temple; Lawrence Lewis (de), 60-yd. fumble return vs. East Carolina; Antonio Freeman, 80-yd. punt return vs. Pittsburgh.

1995: Jermaine Holmes, recovered blocked punt in end zone vs. Akron; Hank Coleman (de), 51-yd. fumble return vs. Rutgers; Myron Newsome (ilb), 71-yd. interception return vs. Rutgers; Larry Green (cb), 37-yd. interception return vs. West Virginia; Jim Baron (dt), 46-yd. fumble return vs. Temple; J.C. Price (dt), 19-yd. interception return vs. Temple; Antonio Banks (cb), 65-yd. interception return vs. Virginia; Bryan Still, 60-yd. punt return vs. Texas; Jim Baron (dt), 20-yd. fumble return vs. Texas.

1996: Cornelius White, 60-yd. blocked punt return vs. Syracuse; Keion Carpenter (fs), 100-yd. interception return vs. Miami.

1997: Carl Bradley (dt), recovered fumble in end zone vs. Rutgers; Pierson Prioleau (rov), 43-yd. fumble return vs. Rutgers; Lorenzo Ferguson (fs), 84-yd. interception return vs. Arkansas St.; Anthony Midget (cb), 22-yd. fumble return vs. Pittsburgh.

1998: Keion Carpenter (fs), 16-yd. interception return vs. Pittsburgh; Pierson Prioleau (rov), 85-yd. interception return vs. Boston College; Marcus Gildersleeve, recovered blocked punt in end zone vs. UAB; Ricky Hall, 17-yd. blocked punt return vs. West Virginia; Ricky Hall, recovered blocked punt in end zone vs. Syracuse; Loren Johnson (cb), 78-yd. fumble return vs. Syracuse; Ike Charlton (cb), 26-yd. interception return vs. Rutgers; Jamel Smith (lb), 98-yd. interception return vs. Rutgers; Anthony Midget (cb), 27-yd. interception return vs. Alabama.

1999: Ike Charlton (cb), 34-yd. interception return vs. Clemson; Corey Moore (de), 32-yard fumble return vs. Clemson; Cory Bird (rov), 26-yd. fumble return vs. Syracuse; Phillip Summers (rov), 43-yd. interception return vs. Syracuse; Tee Butler, recovered fumble by punter in end zone vs. Syracuse; Ricky Hall, 64-yd. punt return vs. Miami; Ike Charlton (cb), 51-yd. fumble return vs. Miami; Larry Austin (cb), 31-yd. interception return vs. Temple.

2000: Willie Pile (fs), 11-yd. interception return vs. Akron; Cory Bird, 9-yd. blocked punt return vs. East Carolina; André Davis, 87-yd. punt return vs. East Carolina; André Davis, 71-yd. punt return vs. Boston College; André Davis, 76-yd. punt return vs. WVU; Nathaniel Adibi (de), 36-yd. fumble return vs. UCF.

2001: Channing Reed (dt), 8-yd. fumble return vs. Rutgers; Kevin McCadam (rov), 69-yd. interception return vs. UCF; André Davis, 55-yd. punt return vs. UCF; Jim Davis (de), 27 yd. interception return vs. West Virginia; Kevin McCadam (rov), 9-yd. fumble return vs. Boston College; Ronyell Whitaker, 71-yd. blocked field goal return vs. Pittsburgh; Brandon Manning, 22-yd. blocked punt return vs. Miami.

2002: DeAngelo Hall, 69-yd. punt return vs. Arkansas State; DeAngelo Hall (cb), 49-yd. interception return vs. Arkansas State; Jason Lallis (dt), 59-yd. fumble return vs. Arkansas State; Alex Markogiannakis (ilb), 25-yd. fumble return vs. Western Michigan; DeAngelo Hall, 51-yd. punt return vs. Rutgers; Darryl Tapp, 11-yd. blocked punt return vs. Virginia; Willie Pile (fs), 96-yd. interception return vs. Miami.

2003: Jason Lallis (dt), 45-yd. interception return vs. UCF; Eric Green (cb), 84-yd. interception return vs. UConn; Mike Imoh, 91-yd. kickoff return vs. UConn; Chris Clifton, 16-yd. blocked punt return vs. UConn; Jimmy Williams (fs), 55-yd. interception return vs. Rutgers; DeAngelo Hall, 58-yd. punt return vs. Syracuse; DeAngelo Hall, 60-yd. punt return vs. Syracuse; Vincent Fuller (cb), 50-yd. fumble return vs. WVU; DeAngelo Hall (cb), 28-yd. fumble return vs. Miami; Eric Green (cb), 51-yd. interception return vs. Miami; DeAngelo Hall, 52-yd. punt return vs. Cal.

2004: Jason Lallis (de), 28-yd. fumble return vs. Western Michigan; Brandon Flowers (cb), 38-yd. interception return vs. Western Michigan; Vincent Fuller, 74-yd. blocked field goal return vs. West Virginia; Bl. Warren (ilb), 46-yd. interception return vs. Florida A&M; Roland Minor (cb), 64-yd. interception return vs. Georgia Tech; Jimmy Williams (cb), 34-yd. interception return vs. Maryland.

2005: Roland Minor (cb), 23-yd. interception return vs. Duke; D.J. Parker, 78-yd. blocked field goal return vs. Georgia Tech; Xavier Adibi (ilb) 25-yd. interception return vs. Georgia Tech; Chris Ellis (de), 29-yd. interception return vs. Georgia Tech; Vince Hall (ilb) 15-yd. fumble return vs. Marshall; Vince Hall (ilb) 13-yd. interception return vs. Boston College; James Anderson (olb) 39-yd. interception return vs. Louisville.

2006: Brenden Hill (olb), 69-yd. interception return vs. North Carolina; Eddie Royal, 58-yd. punt return vs. Duke; Victor "Macho" Harris (cb), 72-yd. interception return vs. Cincinnati; Noland Burchette (de), 15-yd. fumble return vs. Kent State; Xavier Adibi (ilb), 35-yd. fumble return vs. Wake Forest.

2007: Victor "Macho" Harris (cb), 17-yd. interception return vs. East Carolina; Brandon Flowers (cb), 49-yd. interception return vs. William & Mary; Eddie Royal, 60-yd. punt return vs. William & Mary; D.J. Parker (fs), 32-yd. interception return vs. Clemson; Eddie Royal, 82-yd. punt return vs. Clemson; Victor "Macho" Harris, 100-yd. kickoff return vs. Clemson; Chris Ellis (de), 5-yd. interception return vs. Florida State; Xavier Adibi (lb), 40-yd. interception return vs. Boston College; Justin Harper, 84-punt return vs. Kansas.

2008: Stephan Virgil (cb), 30-yd. fumble return vs. East Carolina; Brett Warren (ilb), 36-yd. interception return vs. Boston College; Victor "Macho" Harris (cb), 55-yd. interception return vs. Boston College; Victor "Macho" Harris (cb), 23-yd. interception return vs. Duke; Orion Martin (de), 17-yd. fumble return vs. Boston College.

2009: Dyrell Roberts, 98-yd. kickoff return vs. Alabama; Jayron Hosley, 64-yd. punt return vs. Marshall; Matt Reidy, 1-yd. blocked punt return vs. Miami; Rashad Carmichael (cb) 22-yd. interception return vs. Boston College.

2010: Rashad Carmichael (cb), 68-yd. interception return vs. East Carolina; David Wilson, 92-yd. kickoff return vs. NC State; Jayron Hosley, 80-yd. punt return vs. Central Michigan; David Wilson, 90-yd. kickoff return vs. Georgia Tech; Jeron Gouveia-Winslow (olb), 24-yd. interception return vs. Florida State.

2011: Kyle Fuller, recovered blocked punt in end zone vs. Appalachian State.

2012: Kyshoen Jarrett, 94-yd. punt return vs. Pittsburgh; Demetri Knowles, 93-yd. kickoff return vs. North Carolina.

2013: Detrick Bonner (fs), 37-yd. interception return vs. Western Carolina; Derek DiNardo 11-yd. blocked punt return vs. Marshall.

The Tally Sheet

TOTAL: 134

Defense: 83 TDs

Type	Total	Last
Pass Interceptions	55	Detrick Bonner (37 yds), 2013 vs. Western Carolina
Fumble Returns	26	Orion Martin (17 yds), 2008 vs. Boston College
Fumble Recoveries	2	Carl Bradley (end zone), 1997 vs. Rutgers

Special Teams: 51 TDs

Type	Total	Last
Punt Returns	19	Kyshoen Jarrett (94 yds), 2012 vs. Pittsburgh
Blocked Punts	18	Derek DiNardo (11 yds), 2013 vs. Marshall
Kickoff Returns	9	Demetri Knowles (93 yds), 2012 vs. North Carolina
Blocked Field Goals	4	D.J. Parker (78 yds), 2005 vs. Georgia Tech
Fumble Recovery	1	Tee Butler (end zone by punter), 1999 vs. Syracuse



VIRGINIA TECH'S BLOCKED KICKS UNDER FRANK BEAMER

Totals: 131 in 334 games (65 punts, 39 FGs, 27 PATs)

1987 (1 punt, 1 PAT, 1 FG)

Syracuse – punt* (Jimmy Whitten) hL
 East Carolina – PAT (na) hL
 Cincinnati – FG (Roger Brown) hW

1988 (4 punts, 3 FGs)

Clemson – punt (Jock Jones) aL
 Southern Miss – punt* (Archie Hopkins) aL
 West Virginia – punt* (Archie Hopkins) hL
 Cincinnati – punt+ (Jock Jones) aW
 Louisville – FG (Jimmy Whitten) aL
 Florida State – FG (Roger Brown);
 FG+ (Roger Brown) aL

1989 (1 punt, 1 FG)

Tulane – punt+ (Archie Hopkins) hW
 NC State – FG (Jock Jones) aW

1990 (2 punts, 4 PATs, 1 FG)

East Carolina – PAT (John Rivers) aW
 South Carolina – PAT (John Rivers) hL
 Florida State – punt+ (Scott Jones) aL
 West Virginia – FG+ (Bernard Basham) hW
 Temple – punt (Archie Hopkins) aL
 NC State – PAT (Bernard Basham) hW
 Virginia – PAT (Bernard Basham) hW

1991 (3 punts, 3 FGs)

James Madison – FG (Bernard Basham) hW
 Oklahoma – FG (Bernard Basham) aL
 Cincinnati – punt+ (P.J. Preston);
 punt* (Kirk Alexander) hW
 Louisville – FG (John Rivers) hW
 East Carolina – punt (Marcus McClung) hL

1992 (5 PATs, 1 FG)

James Madison – PAT (John Rivers);
 FG+ (Kirk Alexander) hW
 East Carolina – PAT (Bernard Basham) aL
 West Virginia – PAT (David Wimmer) hL
 Miami – PAT (Bernard Basham) hL
 Virginia – PAT (David Wimmer) hL

1993 (4 punts, 2 FGs)

Miami – punt@ (Willie Wilkins) aL
 Maryland – FG (George DelRicco) hW
 Rutgers – punt* (Marcus McClung) hW
 Syracuse – punt+ (William Ferrell) hW
 Virginia – punt# (Brandon Semones) aW
 Indiana – FG* (Jeff Holland) nW

1994 (2 punts, 2 FGs)

Arkansas St. – FG (Cornell Brown) hW
 Temple – punt* (William Ferrell) hW
 Miami – punt# (Michael Williams) aL
 Rutgers – FG (Michael Williams) hW

1995 (4 punts, 3 PATs, 1 FG)

BC – PAT (Waverly Jackson) hL
 Cincinnati – FG (Jim Baron);
 PAT (Lawrence Lewis) hL
 Miami – punt# (Angelo Harrison) hW
 Pittsburgh – punt+ (Angelo Harrison);
 punt# (Angelo Harrison) aW
 Akron – punt* (Okesa Smith);
 PAT (Lawrence Lewis) hW

1996 (5 punts, 1 PAT)

Akron – PAT (John Engelberger) aW
 BC – punt+ (Keion Carpenter) aW
 Syracuse – punt* (Cornelius White) aL
 Temple – punt (Keion Carpenter) hW
 SW Louisiana – punt (Michael Stuewe);
 punt+ (Keion Carpenter) hW

1997 (2 punts, 3 PATs, 2 FGs)

Arkansas St. – FG+ (Carl Bradley) hW
 WVU – punt# (Phillip Summers) aL
 Miami – PAT (Carl Bradley) hW
 Pittsburgh – PAT (Corey Moore);
 PAT (John Engelberger) aL
 Virginia – punt (Keion Carpenter);
 FG (John Engelberger) aL

1998 (8 punts, 2 PATs, 2 FGs)

East Carolina – FG+ (Corey Moore) hW
 Miami – PAT (John Engelberger) aW
 Pittsburgh – FG (Corey Moore);
 punt# (Larry Austin) hW
 Boston College – punt (Keion Carpenter);
 punt+ (Andre Davis) aW
 UAB – punt* (Larry Austin) aW
 WVU – punt* (Marcus Gildersleeve);
 PAT (John Engelberger) hW
 Syracuse – punt* (Anthony Midget) aL
 Alabama – punt (Keion Carpenter);
 punt+ (Corey Moore) nW

1999 (1 punt, 1 PAT)

Rutgers – PAT^ (Carl Bradley) aW
 Pittsburgh – punt+ (Andre Davis) aW

2000 (4 punts, 2 FGs, 2 PATs)

Akron – FG+ (Cory Bird) hW
 East Carolina – punt* (Wayne Ward);
 FG (Larry Austin) aW
 Rutgers – punt+ (Eric Green) hW
 Temple – punt+ (Wayne Ward) hW
 West Virginia – punt (Lee Suggs)
 PAT (Lamar Cobb) hW
 Pittsburgh – PAT (David Pugh) hW

2001 (5 punts, 2 FGs)

W. Michigan – punt+ (Wayne Ward) hW
 Rutgers – punt@ (Eric Green) aW
 UCF – punt@ (Brandon Manning) hW
 Pittsburgh – FG* (Lamar Cobb) aL
 Virginia – punt (Wayne Ward) aW
 Miami – FG# (David Pugh);
 punt* (Eric Green) hL

2002 (5 punts, 2 FGs)

LSU – punt+ (Justin Hamilton);
 punt@ (Jason Lallis) hW
 Marshall – FG+ (Team) hW
 Western Michigan – FG (Jeff King) aW
 Pittsburgh – punt+ (Nathaniel Adibi) hL
 West Virginia – punt# (Ernest Wilford) hL
 Virginia – punt* (Justin Hamilton) hW

2003 (1 punt, 3 FGs)

UConn – punt* (Nathaniel Adibi) hW
 Rutgers – FG (Jeff King) aW
 Syracuse – FG (Vincent Fuller) hW
 Miami – FG (Eric Green) hW

2004 (1 punt, 3 FGs)

W. Michigan – FG+ (Jim Davis);
 punt+ (Darryl Tapp) hW
 West Virginia – FG* (Jim Davis) hW
 Virginia – FG (Jim Davis) hW

2005 (2 FGs, 1 punt)

Georgia Tech – FG* (Jeff King) hW
 North Carolina – FG+ (Darryl Tapp);
 punt+ (Macho Harris) hW

2006 (3 punts, 2 FGs)

Northeastern – punt+ (Cary Wade);
 FG (Kory Robertson) hW
 North Carolina – punt+ (Josh Morgan) aW
 Cincinnati – punt@ (Josh Morgan) hW
 Miami – FG (Duane Brown) aW

2007 (2 punts, 1 FG, 1 PAT)

Duke – punt+ (Stephan Virgil) aW
 Virginia – punt# (Damon Morgan) aW
 Boston College (ACC) – FG (Duane Brown)
 PAT ^ (Duane Brown) nW

2008 (2 PAT, 2 FGs, 1 punt)

East Carolina – PAT^ (John Graves) nL
 Furman – FG (John Graves) hW
 Georgia Tech – PAT (John Graves) hW
 Nebraska – punt@ (Stephan Virgil) aW
 BC – FG# (Jason Worilds) aL

2009 (1 punt)

Miami – punt* (Jacob Sykes) hW

2010 (2 PAT, 1 punt)

Boise State – punt (Damon Morgan)
 PAT (Andre Smith) nL
 Stanford – PAT (Andre Smith) nL

2011 (1 punt)

Appalachian State – punt* (Tony Gregory) hW

2012 (1 punt)

Austin Peay – punt+ (Tony Gregory) hW

2013 (1 punt, 1 FG)

Marshall – punt+ (Kyle Fuller)
 FG (Derrick Hopkins) hW

* - recovered or returned for TD;

+ - led to TD;

@ - led to safety;

- led to field goal;

^ - led to a two-point defensive extra point



INDIVIDUAL CAREER GAME HIGHS

THROWERS

Logan Thomas (QB)		
Att.	49	UNC, 2012
Comp.	26	UNC, 2012
Yds.	391	BC, 2013
TDs	3	three times
INTs	4	Duke, 2013
Long	85	Pitt, 2012

RUSHING

Att.	29	VA, 2012
Yds.	124	Miami, 2012
TDs	2	four times
Long	23	UNC, 2011

RECEIVING

Rec.	1	twice
Yds.	9	VA, 2103
TDs	1	WF, 2010
Long	9	VA, 2103

Mark Leal (QB)

Att.	9	AppSt, 2011
Comp.	6	AppSt, 2011
Yds.	113	AppSt, 2011
TDs	2	AppSt, 2011
INTs	0	
Long	63	AppSt, 2011

RUSHING

Att.	1	twice
Yds.	11	WCU, 2013
TDs	0	
Long	11	WCU, 2013

RUNNERS

Joel Caleb (TB)		
Att.	6	WCU, 2013
Yds.	36	WCU, 2013
TDs	1	WCU, 2013
Long	13	WCU, 2013

J.C. Coleman (TB)

Att.	22	Miami, 2013
Yds.	183	Duke, 2012
TDs	2	Duke, 2012
Long	86	Duke, 2012

Daniel Dyer (TB)

Att.	6	AppSt, 2011
Yds.	30	AppSt, 2011
TDs	0	
Long	13	AppSt, 2011

Trey Edmunds (TB)

Att.	22	Marshall, 2013
Yds.	132	Alabama, 2013
TDs	4	Miami, 2013
Long	77	Alabama, 2013

Chris Mangus (TB)

Att.	6	Marshall, 2013
Yds.	84	WCU, 2013
TDs	1	WCU, 2013
Long	76	WCU, 2013

Sam Rogers (FB)

Att.	1	five times
Yds.	3	three times
TDs	0	-
Long	3	three times

CATCHERS

Willie Byrn (WR)		
Rec.	7	ECU, 2013
Yds.	123	UNC, 2013
TDs	1	twice
Long	83	UNC, 2013

Joel Caleb (TB)

Rec.	1	twice
Yds.	3	WCU, 2013
TDs	0	-
Long	3	WCU, 2013

Kalvin Cline (TE)

Rec.	4	twice
Yds.	65	Pitt, 2013
TDs	1	twice
Long	31	MD, 2013

J.C. Coleman (TB)

Rec.	6	UNC, 2012
Yds.	39	RU, 2012
TDs	1	BG, 2012
Long	24	Cincy, 2012

D.J. Coles (WR)

Rec.	8	MU, 2011
Yds.	116	CU[2], 2013
TDs	2	UNC, 2013
Long	49	ArkSt, 2011

Trey Edmunds (TB)

Rec.	4	BC, 2013
Yds.	42	BC, 2013
TDs	1	twice
Long	26	VA, 2103

Demitri Knowles (WR)

Rec.	8	ECU, 2013
Yds.	101	VA, 2103
TDs	1	four times
Long	56	Duke, 2013

Ryan Malleck (TE)

Rec.	4	Miami, 2012
Yds.	58	Miami, 2012
TDs	0	
Long	26	Miami, 2012

Chris Mangus (TB)

Rec.	3	Marshall, 2013
Yds.	47	Marshall, 2013
TDs	0	-
Long	22	Marshall, 2013

Charley Meyer (WR)

Rec.	1	GT, 2013
Yds.	5	GT, 2013
TDs	0	-
Long	5	GT, 2013

Sam Rogers (FB)

Rec.	3	Pitt, 2013
Yds.	18	Miami, 2013
TDs	0	-
Long	18	Miami, 2013

Joshua Stanford (WR)

Rec.	7	Miami, 2013
Yds.	171	BC, 2013
TDs	1	Miami, 2013
Long	69	BC, 2013

Jerome Wright (FB)

Rec.	2	UNC, 2013
Yds.	19	UNC, 2013
TDs	0	-
Long	16	UNC, 2013

KICKERS

Michael Branthover (P)		
Punts	7	WF, 2011
Long	75	DU, 2011
I20	3	WF, 2011
Avg.	42.1	WF, 2011

A.J. Hughes (P)

Punts	13	Alabama, 2013
Long	64	MD, 2013
I20	4	RU, 2012
Avg.	52.8	Pitt, 2013

Cody Journell (PK)

FG Made	4	Pitt, 2013
FG Att.	5	Pitt, 2013
Long	56	BC, 2013
PAT Made	9	AppSt, 2011
PAT Att.	9	AppSt, 2011

Ethan Keyserling (PK)

FG Made	0	-
FG Att.	3	Marshall, 2013
Long	-	-
PAT Made	3	Marshall, 2013
PAT Att.	3	Marshall, 2013

Eric Kristensen (PK)

FG Made	3	VA, 2103
FG Att.	3	VA, 2103
Long	38	VA, 2103
PAT Made	3	MD, 2013
PAT Att.	3	MD, 2013

Hunter Windmuller (P)

Punts	1	WCU, 2013
Long	49	WCU, 2013
I20	1	WCU, 2013
Avg.	49.0	WCU, 2013

TACKLERS

Woody Baron (DT)		
Tackles	2	twice
TFL	0	
Sacks	0	

Detrick Bonner (ROV)

Tackles	10	VA, 2012
INT	2	WCU, 2013
TFL	1.0	three times
Sacks	1.0	RU, 2012

Chuck Clark (FS)

Tackles	4	Alabama, 2013
INT	0	
TFL	0	
Sacks	0	

J.R. Collins (DE)

Tackles	11	GT, 2011
INT	1	Virginia, 2011
TFL	2.5	twice
Sacks	2.5	Marshall, 2011

Tariq Edwards (LB)

Tackles	11	UNC, 2013
INT	1	four times
TFL	2.5	three times
Sacks	2.0	twice

Antone Exum (CB)

Tackles	12	UNC, 2011
INT	1	five times
TFL	2.0	CU [2], 2011
Sacks	1	WF, 2011

Brandon Facyson (CB)

Tackles	4	UNC, 2013
INT	2	ECU, 2013
TFL	1.0	MD, 2013
Sacks	0	

Kendall Fuller (CB)

Tackles	8	twice
INT	3	Duke, 2013
TFL	1.5	MD, 2013
Sacks	0.5	VA, 2103

Kyle Fuller (CB)

Tackles	10	VA, 2010
INT	1	six times
TFL	3.0	VA, 2010
Sacks	1.5	ArkSt, 2011

James Gayle (DE)

Tackles	9	Duke, 2012
TFL	3.0	three times
Sacks	2.0	three times

Derrick Hopkins (DT)

Tackles	11	GT, 2012
TFL	2.5	Marshall, 2013
Sacks	2.0	Pitt, 2013

Kyshoen Jarrett (FS)

Tackles	11	BC, 2013
INT	1	twice
TFL	1.0	three times
Sacks	0	

Luther Maddy (DT)

Tackles	8	Duke, 2013
TFL	3.0	Miami, 2013
Sacks	2.5	Marshall, 2013

Corey Marshall (DT)

Tackles	7	GT, 2012
TFL	1.0	four times
Sacks	1.0	four times

Dadi Nicolas (DE)

Tackles	7	Pitt, 2013
INT	1	Duke, 2013
TFL	3.0	Pitt, 2013
Sacks	3.0	Pitt, 2013

Josh Trimble (LB)

Tackles	4	twice
TFL	1.0	twice
Sacks	1.0	VA, 2103

Jack Tyler (LB)

Tackles	17	GT, 2012
TFL	3.0	FSU, 2010
Sacks	1.0	six times

Nigel Williams (DT)

Tackles	3	Alabama, 2013
TFL	1.5	Alabama, 2013
Sacks	1.0	Alabama, 2013

Tyrel Wilson (DE)

Tackles	7	GT, 2011
TFL	1.5	GT, 2011
Sacks	1.5	GT, 2011

Chase Williams (LB)

Tackles	7	WCU, 2013
TFL	1.0	APSU, 2012
Sacks	0	

RETURNERS

Willie Byrn (PR)		
Returns	2	three times
Yds	16	BC, 2013
Avg	8.0	BC, 2013
Long	10	BC, 2013
TD	0	

J.C. Coleman (KOR)

Returns	3	four times
Yds	69	Pitt, 2012
Avg	34.0	twice
Long	34	twice
TD	0	

Kendall Fuller (PR)

Returns	2	Alabama, 2013
Yds	2	ECU, 2013
Avg	2.0	ECU, 2013
Long	2	ECU, 2013
TD	0	

Kyle Fuller (PR)

Returns	1	three times
Yds	23	Marshall, 2013
Avg	23.0	Marshall, 2013
Long	23	Marshall, 2013
TD	0	

Der'Woun Greene (KOR)

Returns	2	Alabama, 2013
Yds	39	Alabama, 2013
Avg	18.5	Alabama, 2013
Long	24	Alabama, 2013
TD	0	

Kyshoen Jarrett (PR)

Returns	6	Pitt, 2013
Yds	94	Pitt, 2012
Avg	94.0	Pitt, 2012
Long	94	Pitt, 2012
TD	1	Pitt, 2012

Demitri Knowles (KOR)

Returns	4	twice
Yds	141	UNC, 2012
Avg	48.0	BC, 2013
Long	93	UNC, 2012
TD	1	UNC, 2012

Chris Mangus (KOR)

Returns	2	Pitt, 2013
Yds	29	Pitt, 2013
Avg	14.5	Pitt, 2013
Long	17	Pitt, 2013
TD	0	



THE LAST TIME A TECH TEAM OR PLAYER ...

TEAM

Scored 90+ points.....	99, vs. Emory & Henry, 1919
Scored 80-89 points.....	86, vs. Roanoke College, 1905
Scored 70-79 points.....	77, vs. Akron, 1995
Scored 60-69 points.....	66, vs. Appalachian State, 2011
Scored 50-59 points.....	52, vs. Wake Forest, 2010
Scored 40-49 points.....	42, @ Miami, 2013
Back-to-back 40+ games.....	vs. CMU (45), vs. WF (52), 2010
Three straight 40+ games.....	@ NCSU (41), vs. CMU (45), vs. WF (52), 2010
Four straight 40+ games.....	NCSU (41), CMU (45), WF (52), Duke (44), 2010
Rushed for 500+ yards.....	500, @ Pittsburgh, 1993
Rushed for 400-499 yards.....	444, vs. Marshall, 2009
Rushed for 300-399 yards.....	332, Duke, 2010
Rushed for 200-299 yards.....	237, vs. Western Carolina, 2013
Passed for 500+ yards.....	504, @ Syracuse, 2002
Passed for 400-499 yards.....	408, @ Wake Forest, 1972
Passed for 300-399 yards.....	366, @ Miami, 2013
Passed for 200-299 yards.....	210, vs. Maryland, 2013
Rushed/Passed for 200+ yards.....	Western Carolina, 2013
	237 rush, 225 pass
Had 600+ yards in total offense.....	605, vs. Wake Forest, 2010
Had 500-599 yards in total offense.....	549, @ Miami, 2013
Scored on first offensive play.....	vs. Appalachian State, 2011
	David Wilson 20-yard run
Won on final offensive play.....	vs. Virginia, 2012
	Cody Journell 29 yd FG
Lost on final offensive play.....	vs. Michigan, 2012
	Brendan Gibbons 37 FG
Won in overtime.....	13-10, vs. Rutgers, 2012
Lost in overtime.....	20-23, vs. Michigan, 2012
Recorded a safety.....	@ East Carolina, 2013
Recorded two defensive TDs.....	@ Boston College, 2008
Zero punts in a game.....	vs. James Madison, 2010
Zero sacks allowed in a game.....	vs. Duke, 2013
Recorded a shutout.....	vs. Bowling Green, 2012
Held opp. to 0 yards or less rushing.....	-15, vs. Florida State, 2012
Blocked two kicks in a game.....	vs. Marshall, 2013
Scored special teams TD.....	vs. Marshall, 2013
Scored defensive & special teams TD.....	vs. Clemson, 2007
Played on overtime game.....	vs. Maryland, 2013

INDIVIDUAL

Rushed for 200+ yards.....	253, Darren Evans, vs. Maryland, 2008
Rushed for 150-199 yards.....	183, J.C. Coleman, vs. Duke, 2012
Two players rushed for 100 yards.....	NC State, 2010
	(Darren Evans, 160 yds. & Tyrod Taylor, 121 yds.)
Three players rushed for 100 yards.....	@ South Carolina, 1974
	Phil Rogers (120), Roscoe Coles (111) & George Heath (104)
Had 40+ carries.....	42, Cyrus Lawrence, vs. Memphis St., 1981
Had 30-39 carries.....	32, Ryan Williams, vs. NC State, 2009
Had 20-29 carries.....	22, J.C. Coleman, @ Miami, 2013
Had two players with 20+ carries.....	Logan Thomas (23) & Trey Edmunds (22) vs. Marshall, 2013
Rushed for 6 TDs.....	Tommy Francisco, vs. VMI, 1966
Rushed for 5 TDs.....	Lee Suggs, @ UCF, 2000
Rushed for 4 TDs.....	Trey Edmunds, @ Miami, 2013
Rushed for 3 TDs.....	David Wilson, vs. Appalachian State, 2011
Rushed for 2 TDs.....	Logan Thomas, vs. Marshall, 2013
Passed for 500+ yards.....	504, Bryan Randall, @ Syracuse, 2002
Passed for 300-499 yards.....	366, Logan Thomas, @ Miami, 2013
Passed for 200-299 yards.....	229, Logan Thomas, @ Virginia, 2013

Two QBs each pass for 100+ yards.....	vs. Appalachian State, 2011
	(Logan Thomas, 149 yds. & Mark Leal, 113 yds.)
Passed for 5 TDs.....	Bryan Randall, @ Syracuse, 2002
Passed for 4 TDs.....	Bryan Randall, vs. Florida A&M, 2004
Passed for 3 TDs.....	Logan Thomas, vs. North Carolina, 2013
Passed for 2 TDs.....	Logan Thomas, vs. Maryland, 2013
Two QBs with 2 TD passes apiece.....	Logan Thomas and Mark Leal
	vs. Appalachian State, 2011
Had 50+ pass attempts.....	53, Sean Glennon, vs. Georgia Tech, 2005
Had 40-49 pass attempts.....	41, Logan Thomas, @ Boston College, 2013
Had 30-39 pass attempts.....	31, Logan Thomas, vs. Maryland, 2013
Had 20-29 pass attempts.....	29, Logan Thomas, @ Virginia, 2013
Had 30+ pass completions.....	34, Don Strock, vs. Houston, 1972
Had 20-29 pass comps.....	25, Logan Thomas, @ Miami, 2013
QB rush/pass for 100 yards.....	Logan Thomas, @ Miami, 2012
	(124 rush, 199 pass)
Had 10+ receptions.....	10, Jarrett Boykin, vs. North Carolina, 2011
Had 250+ yards receiving.....	279, Ernest Wilford, @ Syracuse, 2002
Had 200-249 yards rec.....	213, Ricky Scales, @ Wake Forest, 1972
Had 100+ yards receiving.....	101, Demetri Knowles, @ Virginia, 2013
Two players with 100+ receiving.....	@ Miami, 2013
	Joshua Stanford (107) & Willie Byrn (103)
Had 4 TD receptions.....	Ernest Wilford @ Syracuse, 2002
Had 3 TD receptions.....	Antonio Freeman, vs. Temple, 1993
Had 2 TD receptions.....	Marcus Davis, vs. Duke, 2012
Intercepted 3 passes.....	Kendall Fuller, vs. Duke, 2013
Intercepted 2 passes.....	Brandon Facyson, @ East Carolina, 2013
Returned a KO for TD.....	Demetri Knowles, @ UNC, 2012
Returned punt for TD.....	Kyshoen Jarrett, @ Pittsburgh, 2012
Returned an INT for TD.....	Detrick Bonner, vs. Western Carolina, 2013
Returned a fumble for TD.....	Orion Martin, vs. BC [2], 2008
Returned blocked punt for TD.....	Derek DiNardo, vs. Marshall, 2013
Returned blocked FG for TD.....	D.J. Parker, vs. GT, 2005
Returned blocked PAT for 2 pts.....	Stephan Virgil, vs. ECU, 2008
Blocked an extra point.....	Andre Smith, vs. Stanford, 2011
Blocked a FG.....	Derrick Hopkins, vs. Marshall, 2013
Blocked a punt.....	Kyle Fuller, vs. Marshall, 2013
Scored a def. and special teams TD in a game.....	DeAngelo Hall
	vs. Arkansas St., 2002 (49-yd. INT & 69-yd. PR)
Returned two punts for TDs.....	DeAngelo Hall
	vs. Syracuse, 2003 (58 & 60 yds.)
Successful 2-point conversion.....	@ North Carolina, 2012
	Corey Fuller pass from Logan Thomas
Made 6 FGs.....	Mickey Thomas, vs. Vanderbilt, 1989
Made 5 FGs.....	Chris Kinzer, vs. Vanderbilt, 1986
Made 4 FGs.....	Cody Journell, vs. Pittsburgh, 2013
Made 3 FGs.....	Eric Kristensen, @ Virginia, 2013
Kicked a 60+ FG.....	61, Wayne Latimer, vs. Florida St., 1975
Kicked a 50-59 FG.....	56, Cody Journell, @ Boston College, 2013
Kicked a 40-49 FG.....	42, Cody Journell, vs. Duke, 2013
Kicked two 40+ yards FGs in one game....	Cody Journell, @ Boston College, 2013
Kicked a 70+ punt.....	75, Michael Branthover, @ Duke, 2011
Kicked a 60-69 punt.....	64, A.J. Hughes, vs. Maryland, 2013



THE LAST TIME AN OPPOSING TEAM OR PLAYER ...

TEAM

Scored 70+ points.....77, Alabama 1973
 Scored 60-69 points66, Washington & Lee, 1951
 Scored 50-59 points52, California, 2003
 Scored 40-49 points48, North Carolina, 2012

Rushed for 500+ yards.....748, Alabama, 1973
 Rushed for 400-499 yards461, Alabama, 1972
 Rushed for 300-399 yards339, North Carolina, 2012
 Rushed for 200-299 yards254, Pittsburgh, 2012
Had 50-99 yards rushing.....91, Duke, 2013
Had FEWER than 50 yards rushing28, Miami, 2013

Passed for 500+ yards.....NEVER
 Passed for 400-499 yards403, Syracuse, 2002
 Passed for 350-399 yards326, Florida State, 2012
Had 50-99 yards passing.....93, Boston College, 2013
Had FEWER than 50 yards passing.....20, Duke, 2008

Had 800+ yards in total offense.....833, Alabama, 1973
 Had 700-799 yards in total offenseNEVER
 Had 600-699 yards in total offense604, Syracuse, 2002
 Had 500-599 yards in total offense533, North Carolina, 2012

Recorded a safety.....Boston College [2], 2008
Recorded a defensive TD.....Boston College, 2013
 Shut out TechCincinnati, 1995
 Blocked two kicks in a gameDuke, 2006
Scored a special teams TD.....Alabama, 2013
Scored defensive & special teams TDAlabama, 2013

INDIVIDUAL

Rushed for 200+ yards.....262, Giovani Bernard, North Carolina, 2012
Rushed for 150-199 yards166, Andre Williams, Boston College, 2013
Rushed for 100-149 yards105, Kevin Parks, Virginia, 2013
 Two players rushed for 100 yardsSyracuse, 1994
 Malcolm Thomas (185) & Kirby Dar Dar (108)

Three players rushed for 100 yards.....NEVER
 Had 40+ carries44, Paul Palmer, Temple, 1986
 Had 35-39 carries38, Derrick Knight, Boston College, 2003
 Rushed for 6 TDs.....Willis McGahee, Miami, 2002
 Rushed for 5 TDs.....NEVER
 Rushed for 4 TDs.....Chris Brantley, Rutgers, 1992
 Rushed for 3 TDs.....Tevin Washington, Georgia Tech, 2011
Rushed for 2 TDsC.J. Brown, Maryland, 2013

Passed for 500+ yards.....NEVER
 Passed for 400-499 yards403, Troy Nunes, Syracuse, 2002
Passed for 300-399 yards324, Stephen Morris, Miami, 2013
 Passed for 5 TDs.....NEVER
 Passed for 4 TDs.....Andrew Luck, Stanford, 2011
 Passed for 3 TDs.....E.J. Manuel, Florida State, 2012
 Had 50+ pass attempts.....52, Matt Ryan, Boston College, 2007
Had 40-49 pass attempts41, Rakeem Cato, Marshall, 2013
Had 30-39 pass attempts35, Marquise Williams, North Carolina, 2013
 Had 30+ pass completions30, Dominique Davis, ECU, 2010
Had 20-29 pass comps23, Marquise Williams, North Carolina, 2013
QB rush/pass for 100 yards.....C.J. Brown, Maryland, 2013
 135 yds passing, 122 yds rushing

Had 11+ receptions13, Andre Callender, Boston College, 2007
 Had 250+ yards receivingNEVER
 Had 200-249 yards receiving229, David Tyree, Syracuse, 2002
Had 100+ yards receiving142, Allen Hurns, Miami, 2013
 Had 4 TD receptions.....Chris Brantley, Rutgers, 1992
 Had 3 TD receptions.....Coby Fleener, Stanford, 2011
 Had 2 TD receptions.....Rashad Greene, Florida State, 2012

Intercepted 3 passes.....Aaron Beasley, West Virginia, 1994
 Intercepted 2 passes.....Jonathan Meeks, Clemson, 2012

Returned a KO for TDChristion Jones, Alabama, 2013
Returned punt for TDWilliam Likely, Maryland, 2013
Returned an INT for TDKevin Pierre-Louis, Boston College, 2013
 Returned/recovered a fumble for TDKhaseem Greene, Rutgers, 2012
 Returned blocked punt for TD.....T.J. Lee, East Carolina, 2008
 Returned blocked FG for TDNEVER
 Returned blocked PAT for 2 pts.....Nigel Bradham, FSU, 2010
Blocked an extra pointJabari Price, North Carolina, 2013
 Blocked a FG.....TEAM, Northeastern, 2006
 Blocked a puntRayshaw Jenkins, Miami, 2012
 2-point conversionFlorida State, 2012
 N. O'Leary pass from E.J. Manuel

Made 6 FGs.....NEVER
 Made 5 FGs.....Alex Henery, Nebraska, 2009
 Made 4 FGs.....Will Snyderwine, Duke, 2009
 Made 3 FGs.....Nate Freese, Boston College, 2012
 Kicked a 60+ FGNEVER
Kicked a 50-59 FG.....53, Ross Martin, Duke, 2013
Kicked two 50+ FGs.....51 & 53, Ross Martin, Duke, 2013
Kicked a 40-49 FG.....43, Nate Freese, Boston College, 2013

Kicked a 70+ punt76, Alex Henery, Nebraska, 2009
Kicked a 60-69 punt61, Cody Mandell, Alabama, 2013

TURNOVERS

The Last Time Tech ...
Lost two fumblesBoston College, 2013
 Lost three fumblesNorth Carolina, 2006
 Lost four fumblesMiami, 2005
 Lost five or more fumbles.....5, Kentucky, 1977

Threw three interceptionsat Pittsburgh, 2012
Threw four interceptions.....vs. Duke, 2013
 Threw five interceptions.....vs. Virginia, 1994
 Threw six or more interceptions7, vs. Florida St., 1959

The Last Time an Opponent ...

Lost two fumblesMiami, 2013
 Lost three fumblesNC State, 2009
 Lost four fumblesArkansas St., 2002
 Lost five or more fumbles.....5, Clemson, 1985

Threw three interceptionsEast Carolina, 2013
Threw four interceptions.....Duke, 2013
 Threw five interceptions.....Georgia Tech, 2007
 Threw six or more interceptions6, Rutgers, 1998

VIRGINIA TECH'S 242-GAME SCORING STREAK

Virginia Tech's current 242-game scoring streak from 1995 to present stands as tied for the 12th-longest in Division I-A college history. In the 242-game run, Tech scored on its first offensive possession 78 times, plus another four occasions where it scored on returns on its first touch of the game. The Hokies have scored in the first quarter 176 times during the streak, and have had it extended by halftime in 231 of the 242 games. Here's that list: (* — includes a blocked punt recovery in the end zone prior to the first offensive possession against Akron in 1995; an interception return prior to the first offensive possession at Clemson in 2007; an interception return prior to the first offensive possession against Boston College in 2008; and a blocked punt return prior to the first offensive possession against Marshall in 2013):

School	Streak	Dates	Ended By	Scored On/In:							Points Scored		
				Season	Games	1st Poss.	1Q	2Q	3Q	4Q	Wins	Losses	Ties
Michigan	363	10/27/1984 - present	1995	10	2*	6	3	1	0	335	0	—
Brigham Young	361	9/27/1975 - 11/15/2003	Utah	1996	12	6	9	3	0	0	328	42	—
Florida	322	11/05/1988 - present	1997	12	3	8	3	1	0	244	80	—
Texas	281	11/29/1980 - 10/02/2004	Oklahoma	1998	12	6	11	1	0	0	299	82	—
Washington State	280	10/22/1984 - 10/18/2008	USC	1999	12	4	11	1	0	0	455	29	—
Washington	272	11/14/1981 - 10/16/2004	USC	2000	12	7	10	1	0	1	463	21	—
TCU	267	11/23/1991 - present	2001	12	3	10	1	1	0	314	62	—
Oregon	267	10/05/1985 - 11/15/2007	UCLA	2002	14	4	11	3	0	0	303	126	—
Air Force	258	12/31/1992 - present	2003	13	7	11	2	0	0	328	132	—
Tennessee	247	9/24/1994 - present	2004	13	4	7	4	1	1	358	42	—
UCLA	245	10/02/1971 - 10/17/1992	Arizona State	2005	13	3	10	2	0	1	411	29	—
Virginia Tech	242	9/23/1995 - present	2006	13	4	9	4	0	0	282	54	—
Colorado	242	11/19/1988 - 10/25/2008	Missouri	2007	14	6*	9	4	1	0	364	38	—
Ohio State	241	12/30/1993 - present *	2008	14	3*	7	7	0	0	230	79	—
Nebraska	233	1/01/1974 - 11/29/1991	Miami, Fla.	2009	13	5	11	1	1	0	350	64	—
Florida State	232	9/10/1988 - 11/11/2006	Wake Forest	2010	14	5	9	5	0	0	416	58	—
Nebraska	229	9/05/1996 - present	2011	14	4	9	5	0	0	358	33	—
Hawai'i	219	12/04/1976 - 11/04/1995	Colorado State	2012	13	2	8	4	0	1	200	126	—
Arizona	214	9/09/1972 - 12/15/1990	Syracuse	2013	12	4*	10	1	1	0	168	71	—
Georgia Tech	210	10/30/1997 - present	Totals	242	82	176	55	7	4	6248	1205	0

* - had 13 games vacated by NCAA from 2010 season (not included in streak)

* - had 13 games vacated by NCAA from 2010 season (not included in streak)

Virginia Tech has a **183-59** record during the scoring streak, averaging **34.1** points in the wins and **20.4** points in the losses. The Hokies had only four occasions where they were delayed extending the streak until the fourth quarter. The last time came in the 2012 Russell Athletic Bowl in a 13-10 overtime win against Rutgers. The latest Tech scored its first points in a game with 6:58 left in the 2005 Sugar Bowl against Auburn, a game in which the Hokies went on to score another touchdown in the loss. Here's a look at those occasions.

(* — denotes in Sugar Bowl in New Orleans; ^ — denotes Russell Athletic Bowl in Orlando):

Date	Game	Opponent	Fourth Quarter Score (first if multiple scores)	Time Left (4Q)	Result
Nov. 4, 2000	67	at Miami	Lee Suggs 1 yd run	12:23	L, 21-41
Jan. 3, 2005	122	Auburn*	Josh Morgan 29 yd pass from Bryan Randall	6:58	L, 13-16
Nov. 5, 2005	131	Miami	Marcus Vick 2 yd run	8:06	L, 7-27
Dec. 28, 2012	230	Rutgers ^	Cody Journell 25 yd FG	12:14	W, 13-10 (ot)

There have been **seven** occasions where Virginia Tech scored just once to continue the streak, by seven different players. Only once did Tech's lone score come in the fourth quarter of a game and that came in 2005 when Marcus Vick scored on a 5-yard run with 8:06 left in a 27-7 loss. A look at these seven times with one score.

(* — denotes Gator Bowl in Jacksonville):

Date	Game	Opponent	The Hokie To Score	Time Left	Result
Jan. 1, 1998*	34	vs. North Carolina	Shayne Graham 40 yd FG	4:37, 3Q	L, 3-42
Nov. 3, 2001	78	at Pittsburgh	Ronyell Whitaker 71 yd blocked FG return	1:42, 1Q	L, 7-38
Oct. 22, 2003	103	at West Virginia	Vincent Fuller 50 yd fumble return	2:07, 2Q	L, 8-27
Nov. 5, 2005	131	Miami	Marcus Vick 2 yd run	8:06, 4Q	L, 7-27
Oct. 12, 2006	141	at Boston College	Brandon Pace 36 FG	0:41, 2Q	L, 3-22
Sept. 8, 2007	150	at LSU	Tyrod Taylor 1 yd run	4:38, 3Q	L, 7-48
Oct. 1, 2011	208	Clemson	Cody Journell 24 FG	4:35, 2Q	L, 3-23

The One-Scorers (7): Fuller 1, Graham 1, Journell 1, Pace 1, Taylor 1, Vick 1, Whitaker 1 (three field goals, two rushing touchdowns, one fumble return, one blocked field goal return)



2013 VIRGINIA TECH ROSTER

NUMERICAL ROSTER			No.	Name	vl	Pos.	Ht.	Wt.	Cl.	Hometown	High School
1	Antone Exum	CB	87	Dewayne Alford	-	DE	6-2	240	r-Fr.	Suffolk, Va.	Nansemond River
2	Donovan Riley	CB	64	Matt Arkema	1	OL	6-3	296	r-Jr.	Midlothian, Va.	Midlothian
3	Logan Thomas	QB	60	Woody Baron	-	DT	6-1	264	Fr.	Nashville, Tenn.	Brentwood Academy
4	J.C. Coleman	TB	55	Brent Benedict	1	OL	6-5	292	r-Jr.	Jacksonville, Fla.	The Bolles School
4	Ken Ekanem	DE	8	Detrick Bonner	2	FS	6-0	194	r-Jr.	McDonough, Ga.	Luella
5	Joshua Stanford	WR	38	Michael Branthover	1	PK	5-9	184	Jr.	Dayton, Md.	DeMatha
6	Mark Leal	QB	53	Drew Burns	-	LB	6-3	218	r-Fr.	Chesapeake, Va.	Grassfield
8	Detrick Bonner	FS	48	Nick Bush	-	CB	5-10	181	r-Jr.	Lebanon, Va.	Lebanon
9	Brenden Motley	QB	82	Willie Byrn	1	WR	5-10	186	r-Jr.	Virginia Beach, Va.	First Colonial
11	Kendall Fuller	CB	15	Joel Caleb	-	TB	6-2	205	r-Fr.	Midlothian, Va.	Clover Hill
12	Trey Gresh	QB	21	Chris Caver	-	CB	5-7	180	r-Jr.	Hampton, Va.	Hampton
13	Brian Rody	QB	19	Chuck Clark	-	FS	6-0	197	Fr.	Suffolk, Va.	King's Fork
14	Trey Edmunds	TB	93	Kalvin Cline	-	TE	6-4	238	Fr.	Boca Raton, Fla.	Pine Crest
15	Joel Caleb	TB	4	J.C. Coleman	1	TB	5-7	191	So.	Chesapeake, Va.	Oscar Smith
16	Carlis Parker	WR	18	D.J. Coles	3	WR	6-4	234	r-Sr.	Maidens, Va.	Goochland
17	Kyle Fuller	CB	42	J.R. Collins	3	DE	6-2	248	r-Sr.	Stafford, Va.	Brooke Point
18	D.J. Coles	WR	72	Augie Conte	-	OL	6-6	302	r-Fr.	Richmond, Va.	Blessed Sacrament Huguenot
19	Chuck Clark	FS	59	Eddie D'Antuono	-	LS	6-6	263	r-Fr.	Alexandria, Va.	Bishop Ireton
20	Maurice Taylor	TB	41	Derek DiNardo	2	OLB	6-0	216	r-Jr.	Virginia Beach, Va.	Cox
21	Chris Caver	CB	39	Daniel Dyer	2	TB	5-10	204	r-Jr.	Salem, Va.	Salem
22	Eric Kristensen	PK	14	Trey Edmunds	-	TB	6-1	216	r-Fr.	Danville, Va.	Dan River
23	Der'Woun Greene	FS	24	Tariq Edwards	2	LB	6-2	234	r-Sr.	Cheraw, S.C.	Marlboro County
24	Tariq Edwards	LB	4	Ken Ekanem	-	DE	6-3	242	r-Fr.	Centreville, Va.	Centreville
25	Jerome Wright	FB	1	Antone Exum	3	CB	6-1	220	r-Sr.	Glen Allen, Va.	Deep Run
26	Desmond Frye	ROV	31	Brandon Facyson	-	CB	6-2	188	Fr.	Newnan, Ga.	Northgate
27	A.J. Hughes	P	79	Caleb Farris	1	OL	6-3	308	Jr.	Lexington, Va.	Rockbridge
28	Chris Mangus	TB	26	Desmond Frye	1	ROV	6-2	188	So.	Chester, Va.	Thomas Dale
29	Ethan Keyserling	P	11	Kendall Fuller	-	CB	5-11	193	Fr.	Baltimore, Md.	Our Lady Of Good Counsel
30	Mitchell Ludwig	PK	17	Kyle Fuller	3	CB	6-0	194	Sr.	Baltimore, Md.	Mount St. Joseph
31	Brandon Facyson	CB	47	Greg Gadell	-	FB	5-10	207	r-Jr.	Vienna, Va.	Bishop O'Connell
32	Josh Trimble	OLB	99	James Gayle	3	DE	6-4	255	r-Sr.	Hampton, Va.	Bethel
33	Darius Redman	TE	63	Laurence Gibson	1	OL	6-6	290	r-Jr.	Sierra Vista, Ariz.	Buena
34	Kyshoen Jarrett	ROV	23	Der'Woun Greene	-	FS	5-10	180	r-Fr.	Portsmouth, Va.	Woodrow Wilson
35	Dahman McKinnon	LB	12	Trey Gresh	2	QB	6-1	209	Sr.	Blacksburg, Va.	Blacksburg
36	Chase Williams	LB	97	Kris Harley	1	DT	6-0	283	r-So.	Indianapolis, Ind.	Warren Central
37	Fuller Hoepner	FB	37	Fuller Hoepner	-	FB	6' 2"	258	r-Jr.	Chesterfield, Va.	Cosby
38	Michael Branthover	PK	98	Derrick Hopkins	3	DT	6-0	311	Sr.	Highland Springs, Va.	Highland Springs
39	Daniel Dyer	TB	27	A.J. Hughes	1	P	6-1	199	So.	Terre Haute, Ind.	Terre Haute North Vigo
41	Derek DiNardo	LB	34	Kyshoen Jarrett	2	ROV	5-11	198	Jr.	Tannersville, Pa.	East Stroudsburg South
42	J.R. Collins	DE	29	Ethan Keyserling	-	P	6-2	199	r-Jr.	Chapel Hill, N.C.	East Chapel Hill
44	Colton Taylor	LS	80	Demitri Knowles	1	WR	6-1	180	r-So.	Freeport, Bahamas	Liberty Christian (Va.) Academy
45	Sam Rogers	FB	22	Eric Kristensen	-	PK	5-11	165	Fr.	Ann Arbor, Mich.	Pioneer
46	Hunter Windmuller	P	6	Mark Leal	2	QB	6-1	217	r-Jr.	Greenacres, Fla.	Atlantic
47	Greg Gadell	FB	30	Mitchell Ludwig	-	PK	5-11	192	Fr.	Abingdon, Va.	Abingdon
48	Nick Bush	CB	92	Luther Maddy	2	DT	6-1	296	Jr.	Delray Beach, Fla.	Atlantic
51	Jack Willenbrock	OL	28	Chris Mangus	-	WR	6-0	184	r-Fr.	Raleigh, N.C.	Broughton
53	Drew Burns	LB	86	Zack McCray	2	TE	6-4	247	r-Jr.	Forest, Va.	Brookville
55	Brent Benedict	OL	35	Dahman McKinnon	-	LB	6-1	207	r-Fr.	Hope Mills, N.C.	South View
58	Jack Tyler	LB	71	Jonathan McLaughlin	-	OL	6-5	313	Fr.	Mauldin, S.C.	Mauldin
59	Eddie D'Antuono	LS	83	Charley Meyer	-	WR	6-1	215	r-Fr.	Richmond, Va.	Benedictine
60	Woody Baron	DT	74	Andrew Miller	3	OL	6-4	296	r-Sr.	Bassett, Va.	Bassett
63	Laurence Gibson	OL	9	Brenden Motley	-	QB	6-4	216	r-Fr.	Christiansburg, Va.	Christiansburg



2013 VIRGINIA TECH ROSTER

64	Matt Arkema	OL	90	Dadi Nicolas	1	DE	6-3	224	r-So.	Delray Beach, Fla.	Atlantic
65	Joe St. Germain	LS	16	Carlis Parker	-	WR	6-3	185	Fr.	Statesville, N.C.	Statesville
66	Tyrel Wilson	DE	33	Darius Redman	-	TE	6-4	256	r-So.	Washington, D.C.	H.D. Woodson
69	Mark Shuman	OL	2	Donovan Riley	1	CB	5-11	204	So.	Reistertown, Md.	Baltimore Poly
71	Jonathan McLaughlin	OL	13	Brian Rody	-	QB	6-6	236	r-So.	Ashburn, Va.	Stone Bridge
72	Augie Conte	OL	45	Sam Rogers	-	FB	5-10	220	Fr.	Mechanicsville, Va.	Hanover
74	Andrew Miller	OL	91	Matt Roth	1	DE	6-3	239	r-So.	St. Augustine, Fla.	Nease
75	Alston Smith	OL	69	Mark Shuman	-	OL	6-7	295	r-Jr.	Fork Union, Va.	Fork Union
76	David Wang	OL	85	E.L. Smiling	-	WR	6-4	211	r-Jr.	Stafford, Va.	Brooke Point
79	Caleb Farris	OL	75	Alston Smith	-	OL	6-2	281	r-Fr.	Virginia Beach, Va.	Cox
80	Demitri Knowles	WR	65	Joe St. Germain	1	LS	6-0	220	r-Jr.	Los Alamitos, Calif.	Mater Dei
82	Willie Byrn	WR	5	Joshua Stanford	-	WR	6-1	196	r-Fr.	Mississauga, Ontario	Martin Luther King (Ga.)
83	Charley Meyer	WR	44	Colton Taylor	-	LS	6-0	191	Fr.	Salem, Va.	Salem
85	E.L. Smiling	WR	20	Maurice Taylor	-	TB	5-8	172	r-So.	Dillwyn, Va.	Buckingham County
86	Zack McCray	TE	3	Logan Thomas	3	QB	6-6	254	r-Sr.	Lynchburg, Va.	Brookville
87	Dewayne Alford	DE	32	Josh Trimble	1	OLB	6-0	216	r-So.	Ashburn, Va.	Bishop O'Connell
90	Dadi Nicolas	DE	58	Jack Tyler	3	LB	6-1	230	r-Sr.	Oakton, Va.	Oakton
91	Matt Roth	DE	76	David Wang	2	OL	6-2	299	r-Jr.	Ashburn, Va.	Stone Bridge
92	Luther Maddy	DT	51	Jack Willenbrock	-	OL	6-2	237	r-Fr.	Glenmoore, Pa.	Downingtown East
93	Kalvin Cline	TE	36	Chase Williams	2	LB	6-2	220	r-Jr.	Leesburg, Va.	Loudoun County
95	Nigel Williams	DT	95	Nigel Williams	-	DT	6-2	283	r-Fr.	Richmond, Va.	Benedictine
97	Kris Harley	DT	66	Tyrel Wilson	3	DE	6-2	230	r-Sr.	Hampton, Va.	Hampton
98	Derrick Hopkins	DT	46	Hunter Windmuller	-	P	6-3	170	r-Fr.	Oakton, Va.	Flint Hill School
99	James Gayle	DE	25	Jerome Wright	-	RB	6-2	221	Fr.	Richmond, Va.	Highland Springs

VIRGINIA TECH FOOTBALL - 2013 SEASON
as of December 8, 2013

RECORD	OVERALL	HOME	AWAY	NEUTRAL
ALL GAMES	8-4	4-2	4-1	0-1
CONFERENCE	5-3	2-2	3-1	0-0
NON-CONFERENCE	3-1	2-0	1-0	0-1

DATE	OPPONENT	LOCATION	TV	SCORE	ATTEND
Aug 31, 2013	(1/1) Alabama	Georgia Dome, Atlanta, Ga.		L 10-35	73114
Sep 07, 2013	Western Carolina	Blacksburg, Va.		W 45-3	61335
Sep 14, 2013	at East Carolina	Greenville, N.C.		W 15-10	50096
Sep 21, 2013	Marshall	Blacksburg, Va.		W (3OT) 29-21	64060
* Sep 26, 2013	at Georgia Tech	Atlanta, Ga.		W 17-10	50214
* Oct 5, 2013	North Carolina	Blacksburg, Va.		W 27-17	65632
* Oct 12, 2013	Pittsburgh	Blacksburg, Va.		W 19-9	64954
* Oct 26, 2013	Duke	Blacksburg, Va.		L 10-13	63326
* Nov 02, 2013	at Boston College	Chestnut Hill, Mass.		L 27-34	30129
* Nov 09, 2013	at Miami	Miami Gardens, Fla.		W 42-24	49267
* Nov 16, 2013	Maryland	Blacksburg, Va.		L (OT) 24-27	64686
* Nov 30, 2013	at Virginia	Charlottesville, Va.		W 16-6	52069
Dec 31, 2013	vs. UCLA (Sun Bowl)	Sun Bowl, El Paso, Texas	CBS	Noon MT / 2 PM ET	
* - Atlantic Coast Conference Game		Rankings: (AP/Coaches)			

RUSHING	GP	ATT	GAIN	LOSS	NET	AVG	TD	LONG	AVG
Trey Edmunds	12	166	709	34	675	4.1	10	77	56.2
Logan Thomas	12	159	529	234	295	1.9	4	26	24.6
J.C. Coleman	9	75	276	14	262	3.5	0	13	29.1
Chris Mangus	12	20	122	7	115	5.8	1	76	9.6
Joel Caleb	10	8	41	0	41	5.1	1	13	4.1
Demitri Knowles	12	3	17	0	17	5.7	0	12	1.4
A.J. Hughes	12	1	12	0	12	12.0	0	0	1.0
Mark Leal	2	1	11	0	11	11.0	0	11	5.5
Sam Rogers	12	5	9	0	9	1.8	0	3	0.8
D.J. Coles	12	2	1	0	1	0.5	0	1	0.1
Team	12	15	0	24	-24	-1.6	0	0	-2.2
TOTAL	12	455	1727	313	1414	3.1	16	77	117.8
OPPONENTS	12	413	1663	418	1245	3.0	10	62	103.8

PASSING	GP	EFFIC	ATT-CMP-INT	PCT	YDS	TD	LONG	AVG/G
Logan Thomas	12	125.61	224-391-13	57.3	2861	16	83	238.4
Mark Leal	2	127.50	3-4-0	75.0	25	0	18	12.5
Sam Rogers	12	175.60	1-1-0	100.0	9	0	9	0.8
TEAM	12	0.00	0-0-0	0.0	0	0	0	0.0
TOTAL	12	125.75	228-396-13	57.6	2895	16	83	241.2
OPPONENTS	12	96.14	158-333-19	47.4	1990	10	84	165.8

RECEIVING	GP	NO	YDS	AVG	TD	LONG	AVG
Willie Byrn	12	49	635	13.0	2	83	52.9
Demitri Knowles	12	43	619	14.4	3	56	51.6
Joshua Stanford	12	37	606	16.4	1	69	50.5
Kalvin Cline	11	25	284	11.4	2	31	25.8
D.J. Coles	12	23	365	15.9	6	34	30.4
Trey Edmunds	12	17	155	9.1	2	26	12.9
Sam Rogers	12	10	71	7.1	0	18	5.9
Chris Mangus	12	9	72	8.0	0	22	6.0
J.C. Coleman	9	8	50	6.2	0	11	5.6
Jerome Wright	11	3	23	7.7	0	16	2.1
Joel Caleb	10	2	1	0.5	0	3	0.1
Logan Thomas	12	1	9	9.0	0	9	0.8
Charley Meyer	10	1	5	5.0	0	5	0.5
TOTAL	12	228	2895	12.7	16	83	241.2
OPPONENTS	12	158	1990	12.6	10	84	165.8

PUNTING	NO	YDS	AVG	LONG	TB	FC	I20	BLKD
A.J. Hughes	69	3071	44.5	64	8	12	19	0
Hunter Windmuller	1	49	49.0	49	0	0	1	0
TOTAL	70	3120	44.6	64	8	12	20	0
OPPONENTS	78	3351	43.0	63	7	8	24	1

TEAM STATISTICS	HOKIES	OPPONENT
SCORING	281	209
Points Per Game	23.4	17.4
Points Off Turnovers	37	34
FIRST DOWNS	216	169
Rushing	76	65
Passing	128	91
Penalty	12	13
RUSHING YARDAGE	1414	1245
Yards gained rushing	1727	1663
Yards lost rushing	313	418
Rushing Attempts	455	413
Average Per Rush	3.1	3.0
Average Per Game	117.8	103.8
TDs Rushing	16	10
PASSING YARDAGE	2895	1990
Comp-Att-Int	228-396-13	158-333-19
Average Per Pass	7.3	6.0
Average Per Catch	12.7	12.6
Average Per Game	241.2	165.8
TDs Passing	16	10
TOTAL OFFENSE	4309	3235
Total Plays	851	746
Average Per Play	5.1	4.3
Average Per Game	359.1	269.6
KICK RETURNS: #-Yards	29-625	40-863
PUNT RETURNS: #-Yards	43-206	30-378
INT RETURNS: #-Yards	19-94	13-148
KICK RETURN AVERAGE	21.6	21.6
PUNT RETURN AVERAGE	4.8	12.6
INT RETURN AVERAGE	4.9	11.4
FUMBLES-LOST	13-4	18-6
PENALTIES-Yards	73-563	72-488
Average Per Game	46.9	40.7
PUNTS-Yards	70-3120	78-3351
Average Per Punt	44.6	43.0
Net punt average	36.9	38.5
KICKOFFS-Yards	57-3539	45-2834
Average Per Kick	62.1	63.0
Net kick average	39.5	40.8
TIME OF POSSESSION/Game	33:08	26:52
3RD-DOWN Conversions	62/184	51/173
3rd-Down Pct	34%	29%
4TH-DOWN Conversions	10/17	6/15
4th-Down Pct	59%	40%
SACKS BY-Yards	37-243	30-222
MISC YARDS	0	0
TOUCHDOWNS SCORED	34	25
FIELD GOALS-ATTEMPTS	14-24	12-14
ON-SIDE KICKS	1-1	0-3
RED-ZONE SCORES	(29-40) 73%	(20-24) 83%
RED-ZONE TOUCHDOWNS	(22-40) 55%	(14-24) 58%
PAT-ATTEMPTS	(31-33) 94%	(23-23) 100%

ATTENDANCE	HOKIES	OPPONENT
TOTAL	383993	231775
Games/Avg Per Game	6/63999	5/46355
Neutral Site Games		1/73114

SCORE BY QUARTERS	1ST	2ND	3RD	4TH	OT	TOTAL
Virginia Tech	86	72	54	58	11	281
Opponents	45	71	57	30	6	209

PUNT RETURNS	NO.	YDS	AVG	TD	LONG
Kyshoen Jarrett	26	139	5.3	0	43
Willie Byrn	9	37	4.1	0	10
Kendall Fuller	7	-4	-0.6	0	2
Kyle Fuller	1	23	23.0	0	0
Derek DiNardo	0	11	0.0	1	11
TOTAL	43	206	4.8	1	43
OPPONENTS	30	378	12.6	2	72

KICK RETURNS	NO.	YDS	AVG	TD	LONG
Demitri Knowles	22	480	21.8	0	88
Chris Mangus	3	35	11.7	0	17
Der'Woun Greene	2	39	19.5	0	24
J.C. Coleman	1	28	28.0	0	28
Chase Williams	1	27	27.0	0	27
Sam Rogers	0	16	0.0	0	16
TOTAL	29	625	21.6	0	88
OPPONENTS	40	863	21.6	1	94

FUMBLE RETURNS	NO	YDS	AVG	TD	ONG
Kendall Fuller	1	-1	-1.0	0	0
Derrick Hopkins	1	40	40.0	0	40
TOTAL	2	39	19.5	0	40
OPPONENTS	0	0	0.0	0	0

INTERCPTIONS	NO.	YDS	AVG	TD	LONG
Kendall Fuller	6	1	0.2	0	3
Brandon Facyson	5	0	0.0	0	1
Kyle Fuller	2	8	4.0	0	11
Kyshoen Jarrett	2	13	6.5	0	13
Detrick Bonner	2	72	36.0	1	37
Dadi Nicolas	1	0	0.0	0	0
Tariq Edwards	1	0	0.0	0	0
TOTAL	19	94	4.9	1	37
OPPONENTS	13	148	11.4	2	49

FG SEQUENCE	VIRGINIA TECH	OPPONENTS
vs. Alabama	(39)	-
Western Carolina	(30)	(28)
at East Carolina	38,40	(44)
Marshall	36,50,32	[41],39
at Georgia Tech	(39),25	(49)
North Carolina	-	(36)
Pittsburgh	(48),(37),(42),33,(23)	(47)
Duke	45,(42),40	(51),(53)
at Boston College	(56),(47)	(25),(43)
Miami	-	(49)
Maryland	34,(31)	-
Virginia	(22),(30),(38)	(36),(29)
Numbers in (parentheses) indicate field goal was made. Numbers in [brackets] indicate field goal was blocked.		

KICKOFFS	No.	Yds	Avg	TB	OB	Retn	Net	YdLn
Mitchell Ludwig	37	2297	62.1	13	0			
Michael Branthover	16	990	61.9	3	0			
Cody Journell	3	187	62.3	1	0			
Ethan Keyserling	1	65	65.0	0	0			
TOTAL	57	3539	62.1	17	0	863	39.5	25
OPPONENTS	45	2834	63.0	15	1	625	40.8	24

SCORING	TD	FGS	PATS				DXP	SAFETY	POINTS
			KICK	RUSH	RCV	PASS			
Trey Edmunds	12	0-0	0-0	0-0	0	0-0	0	0	72
Cody Journell	0	10-16	24-26	0-0	0	0-0	0	0	54
D.J. Coles	6	0-0	0-0	0-0	0	0-0	0	0	36
Logan Thomas	4	0-0	0-0	1-1	0	0-0	0	0	26
Demitri Knowles	3	0-0	0-0	0-0	0	0-0	0	0	18
Eric Kristensen	0	4-5	4-4	0-0	0	0-0	0	0	16
Willie Byrn	2	0-0	0-0	0-0	0	0-0	0	0	12
Kalvin Cline	2	0-0	0-0	0-0	0	0-0	0	0	12
Detrick Bonner	1	0-0	0-0	0-0	0	0-0	0	0	6
Derek DiNardo	1	0-0	0-0	0-0	0	0-0	0	0	6
Joshua Stanford	1	0-0	0-0	0-0	0	0-0	0	0	6
Joel Caleb	1	0-0	0-0	0-0	0	0-0	0	0	6
Chris Mangus	1	0-0	0-0	0-0	0	0-0	0	0	6
Ethan Keyserling	0	0-3	3-3	0-0	0	0-0	0	0	3
Team	0	0-0	0-0	0-0	0	0-0	0	1	2
TOTAL	34	14-24	31-33	1-1	0	0-0	0	1	281
OPPONENTS	25	12-14	23-23	0-1	0	0-0	0	0	209

TOTAL OFFENSE	G	PLAYS	RUSH	PASS	TOTAL	AVG/G
Logan Thomas	12	550	295	2861	3156	263.0
Trey Edmunds	12	166	675	0	675	56.2
J.C. Coleman	9	75	262	0	262	29.1
Chris Mangus	12	20	115	0	115	9.6
Joel Caleb	10	8	41	0	41	4.1
Mark Leal	2	5	11	25	36	18.0
Sam Rogers	12	6	9	9	18	1.5
Demitri Knowles	12	3	17	0	17	1.4
A.J. Hughes	12	1	12	0	12	1.0
D.J. Coles	12	2	1	0	1	0.1
Team	12	15	-24	0	-24	-2.2
TOTAL	12	851	1414	2895	4309	359.1
OPPONENTS	12	746	1245	1990	3235	269.6

FIELD GOALS	FGM-FGA	PCT	01-19	20-29	30-39	40-49	50-99	LG	BLK
Cody Journell	10-16	62.5	0-0	1-2	4-6	4-7	1-1	56	0
Ethan Keyserling	0-3	0.0	0-0	0-0	0-2	0-0	0-1	0	0
Eric Kristensen	4-5	80.0	0-0	1-1	3-4	0-0	0-0	38	0

ALL PURPOSE	G	RUSH	REC	PR	KOR	IR	TOT	AVG/G
Demitri Knowles	12	17	619	0	480	0	1116	93.0
Trey Edmunds	12	675	155	0	0	0	830	69.2
Willie Byrn	12	0	635	37	0	0	672	56.0
Joshua Stanford	12	0	606	0	0	0	606	50.5
D.J. Coles	12	1	365	0	0	0	366	30.5
J.C. Coleman	9	262	50	0	28	0	340	37.8
Logan Thomas	12	295	9	0	0	0	304	25.3
Kalvin Cline	11	0	284	0	0	0	284	25.8
Chris Mangus	12	115	72	0	35	0	222	18.5
Kyshoen Jarrett	12	0	0	139	0	13	152	12.7
Sam Rogers	12	9	71	0	16	0	96	8.0
Detrick Bonner	12	0	0	0	0	72	72	6.0
Joel Caleb	10	41	1	0	0	0	42	4.2
Der'Woun Greene	12	0	0	0	39	0	39	3.2
Kyle Fuller	9	0	0	23	0	8	31	3.4
Chase Williams	10	0	0	0	27	0	27	2.7
Jerome Wright	11	0	23	0	0	0	23	2.1
A.J. Hughes	12	12	0	0	0	0	12	1.0
Derek DiNardo	12	0	0	11	0	0	11	0.9
Mark Leal	2	11	0	0	0	0	11	5.5
Charley Meyer	10	0	5	0	0	0	5	0.5
Kendall Fuller	12	0	0	-4	0	1	-3	-0.2
Team	12	-24	0	0	0	0	-24	-2.2
TOTAL	12	1414	2895	206	625	94	5234	436.2
OPPONENTS	12	1245	1990	378	863	148	4624	385.3

DEFENSIVE STATISTICS

LEADERS	GP-GS	TACKLES			TFL/YDS	SACKS NO-YARDS	PASS DEF			FUMBLES		BLKD KICK	SAFETY
		SOLO	AST	TOTAL			INT-YDS	BRUP	QBH	RCV-YDS	FF		
58 Jack Tyler	12	32	61	93	10.5-35	4.0-20	.	.	11	.	1	.	.
34 Kyshoen Jarrett	12	38	29	67	1.0-2	.	2-13	2	2
24 Tariq Edwards	12	33	33	66	10.5-45	3.5-26	1-0	3	7	1-0	.	.	.
11 Kendall Fuller	12	37	19	56	2.5-7	0.5-3	6-1	10	2	1--1	1	.	.
92 Luther Maddy	12	26	26	52	11.5-58	6.5-47	.	2	14
98 Derrick Hopkins	12	19	30	49	7.5-40	4.0-28	.	.	11	1-40	.	1	.
42 J.R. Collins	12	24	22	46	10.0-54	5.0-37	.	.	23	.	1	.	.
8 Detrick Bonner	12	30	13	43	2.0-6	.	2-72	5
99 James Gayle	12	18	21	39	10.0-32	5.5-23	.	1	33	.	1	.	.
90 Dadi Nicolas	12	20	9	29	7.0-42	4.0-33	1-0	3	13
31 Brandon Facyson	11	18	7	25	2.0-8	.	5-0	7	1	1-0	1	.	.
17 Kyle Fuller	9	17	7	24	2.0-6	.	2-8	10	1	.	1	1	.
19 Chuck Clark	11	6	13	19
32 Josh Trimble	12	5	13	18	2.0-20	1.0-15	.	1	6
95 Nigel Williams	12	7	6	13	7.0-23	2.0-9	.	.	4
66 Tyrel Wilson	11	7	5	12	1.5-5	1.0-2	.	.	3
40 Deon Clarke	8	4	7	11	0.5-2	.	.	.	1
35 Dahman McKinnon	11	6	5	11
36 Chase Williams	10	3	8	11	0.5-1	1-0	.	.	.
23 Der'Woun Greene	12	5	3	8	.	.	.	1
41 Derek DiNardo	12	3	5	8	0.5-1	1-0	1	.	.
60 Woody Baron	12	4	4	8	3
26 Desmond Frye	12	2	5	7
91 Matt Roth	7	.	5	5	0.5-1
1 Antone Exum	3	4	.	4	.	.	.	1
33 Darius Redman	12	1	2	3
59 Eddie D'Antuono	11	1	2	3
20 Maurice Taylor	7	3	.	3
40 Ken Ekanem	10	1	2	3
30 Mitchell Ludwig	9	2	.	2
97 Kris Harley	1	.	2	2	0.5-0
39 Daniel Dyer	7	1	1	2
2 Donovan Riley	12	1	1	2
75 Alston Smith	12	.	1	1	0.5-2
27 A.J. Hughes	12	1	.	1	1	.	.
87 Dewayne Alford	12	.	1	1
45 Sam Rogers	12	.	1	1
38 Michael Branthover	4	1	.	1
18 D.J. Coles	12	1	.	1
14 Trey Edmunds	12	1	.	1
80 Demitri Knowles	12	1	.	1
TM Team	12	1
TOTAL	12	383	369	752	90-390	37-243	19-94	46	135	6-39	8	2	1
OPPONENTS	12	410	533	943	71.0-310	30-222	13-148	42	22	4-0	5	1	.

RUSHING TACKLES

PLAYER	NO.
Jack Tyler	77
Kyshoen Jarrett	46
Tariq Edwards	42
Luther Maddy	42
Derrick Hopkins	39
J.R. Collins	34
James Gayle	32
Kendall Fuller	29
Dadi Nicolas	24
Detrick Bonner	19
Kyle Fuller	11
Josh Trimble	11
Nigel Williams	9
Tyrel Wilson	9
Brandon Facyson	8
Chase Williams	8
Woody Baron	7
Deon Clarke	5
Chuck Clark	5
Der'Woun Greene	3
Desmond Frye	3
Derek DiNardo	3
Kris Harley	2
Ken Ekanem	2
Antone Exum	2
Matt Roth	1
Alston Smith	1
Donovan Riley	1
TOTALS	475

PASSING TACKLES

PLAYER	NO
Detrick Bonner	24
Kendall Fuller	24
Kyshoen Jarrett	21
Tariq Edwards	20
Brandon Facyson	13
Kyle Fuller	12
Jack Tyler	11
Derrick Hopkins	5
J.R. Collins	4
Der'Woun Greene	3
Luther Maddy	3
Nigel Williams	2
Josh Trimble	2
Antone Exum	2
James Gayle	1
Donovan Riley	1
Chuck Clark	1
TOTALS	149

SPECIAL TEAMS TACKLES

PLAYER	TOTAL	KO	PUNT
Chuck Clark	13	5	8
Dahman McKinnon	10	7	3
Deon Clarke	6	6	0
Desmond Frye	4	4	0
Derek DiNardo	4	2	2
Matt Roth	4	1	3
Josh Trimble	4	3	1
Maurice Taylor	3	3	0
Eddie D'Antuono	3	0	3
Brandon Facyson	3	3	0
Chase Williams	3	1	2
Darius Redman	3	0	3
Mitchell Ludwig	2	2	0
Der'Woun Greene	2	2	0
Tyrel Wilson	2	2	0
J.R. Collins	2	0	2
Daniel Dyer	2	2	0
Woody Baron	1	1	0
Kendall Fuller	1	1	0
Michael Branthover	1	1	0
Ken Ekanem	1	1	0
Dewayne Alford	1	1	0
Sam Rogers	1	1	0
TOTALS	76	49	27

RED ZONE ANALYSIS

VIRGINIA TECH

DATE	OPPONENT	SCORE		TIME IN RZ	TIMES SCORED	TOTAL PTS	TDS	RUSH TDS	PASS TDS	FG MADE	FAILED TO SCORE INSIDE RZ					
											FG ATT	DOWNNS	INT	FUMB	HALF	GAME
Aug 31	vs Alabama	L	10-35	1	1	3	0	0	0	1	0	0	0	0	0	0
Sep 07	Western Carolina	W	45-3	6	5	31	4	3	1	1	0	0	1	0	0	0
Sep 14	at East Carolina	W	15-10	3	1	6	1	0	1	0	1	1	0	0	0	0
Sep 21	Marshall	W	29-21	6	3	22	3	2	1	0	2	1	0	0	0	0
* Sep 26	at Georgia Tech	W	17-10	2	1	7	1	1	0	0	1	0	0	0	0	0
* Oct 05	North Carolina	W	27-17	3	3	20	3	1	2	0	0	0	0	0	0	0
* Oct 12	Pittsburgh	W	19-9	3	2	6	0	0	0	2	1	0	0	0	0	0
* Oct 26	Duke	L	10-13	2	1	7	1	1	0	0	0	0	1	0	0	0
* Nov 02	at Boston College	L	27-34	2	2	14	2	1	1	0	0	0	0	0	0	0
* Nov 09	at Miami	W	42-24	5	4	28	4	4	0	0	0	1	0	0	0	0
* Nov 16	Maryland	L	24-27	5	4	24	3	1	2	1	1	0	0	0	0	0
* Nov 30	at Virginia	W	16-6	2	2	6	0	0	0	2	0	0	0	0	0	0
Totals 29 of 40 (72.5%)				40	29	174	22	14	8	7	6	3	2	0	0	0

OPPONENT

DATE	OPPONENT	SCORE		TIME IN RZ	TIMES SCORED	TOTAL PTS	TDS	RUSH TDS	PASS TDS	FG MADE	FAILED TO SCORE INSIDE RZ					
											FG ATT	DOWNNS	INT	FUMB	HALF	GAME
Aug 31	vs Alabama	L	10-35	1	1	7	1	1	0	0	0	0	0	0	0	0
Sep 07	Western Carolina	W	45-3	1	1	3	0	0	0	1	0	0	0	0	0	0
Sep 14	at East Carolina	W	15-10	0	0	0	0	0	0	0	0	0	0	0	0	0
Sep 21	Marshall	W	29-21	4	3	21	3	1	2	0	0	1	0	0	0	0
* Sep 26	at Georgia Tech	W	17-10	1	1	7	1	1	0	0	0	0	0	0	0	0
* Oct 05	North Carolina	W	27-17	2	2	10	1	0	1	1	0	0	0	0	0	0
* Oct 12	Pittsburgh	W	19-9	2	2	9	1	1	0	1	0	0	0	0	0	0
* Oct 26	Duke	L	10-13	3	1	7	1	1	0	0	0	0	2	0	0	0
* Nov 02	at Boston College	L	27-34	3	3	17	2	1	1	1	0	0	0	0	0	0
* Nov 09	at Miami	W	42-24	1	1	7	1	1	0	0	0	0	0	0	0	0
* Nov 16	Maryland	L	24-27	4	3	20	3	2	1	0	0	0	0	1	0	0
* Nov 30	at Virginia	W	16-6	2	2	6	0	0	0	2	0	0	0	0	0	0
Totals 20 of 24 (83.3%)				24	20	114	14	9	5	6	0	1	2	1	0	0

MONEY PLAYS

Money plays are defined as plays resulting in first down or a touchdown.

RUSHERS	1ST	TD	NO	ATT
Trey Edmunds	29	10	37	166
Logan Thomas	27	4	31	130
J.C. Coleman	10	0	10	75
Chris Mangus	5	1	5	20
Joel Caleb	2	1	2	8
A.J. Hughes	1	0	1	1
Mark Leal	1	0	1	1
Demitri Knowles	1	0	1	3
TOTALS	76	16	88	425

1st DOWN TOTALS	17	8	24	220
-----------------	----	---	----	-----

2nd DOWN TOTALS	39	7	43	139
-----------------	----	---	----	-----

3rd DOWN TOTALS	13	1	14	54
-----------------	----	---	----	----

4th DOWN TOTALS	7	0	7	12
-----------------	---	---	---	----

RECEPTIONS	1ST	TD	NO	REC
Willie Byrn	30	2	31	49
Joshua Stanford	28	1	28	37
Demitri Knowles	23	2	23	43
D.J. Coles	17	6	21	23
Kalvin Cline	13	2	14	25
Trey Edmunds	6	2	6	17
Chris Mangus	4	0	4	9
Sam Rogers	4	0	4	10
J.C. Coleman	2	0	2	8
Jerome Wright	1	0	1	3
TOTALS	128	15	134	228

1st DOWN TOTALS	38	3	39	81
-----------------	----	---	----	----

2nd DOWN TOTALS	42	3	44	83
-----------------	----	---	----	----

3rd DOWN TOTALS	47	7	48	61
-----------------	----	---	----	----

4th DOWN TOTALS	1	2	3	3
-----------------	---	---	---	---

DRIVE START AVERAGES

OBTAINED	HOKIES		OPPONENTS	
	#	AVG	#	AVG
Kickoff	49	27.3	57	25.1
Punt	78	27.2	70	28.1
Field goal	2	23.0	10	32.5
Fumble	6	47.8	4	76.0
Interception	19	40.6	13	50.6
Downs	7	50.7	7	25.3
ALL DRIVES	161	30.5	161	30.2

SUPERLATIVES

INDIVIDUAL GAME HIGHS

Rushes	24	Logan Thomas vs Duke (Oct 26, 2013)
Yards Rushing	132	Trey Edmunds vs Alabama (Aug 31, 2013)
TD Rushes	4	Trey Edmunds at Miami (Nov 09, 2013)
Long Rush	77	Trey Edmunds vs Alabama (Aug 31, 2013)
Pass attempts	43	Logan Thomas at East Carolina (Sep 14, 2013)
Pass completions	25	Logan Thomas at East Carolina (Sep 14, 2013)
		Logan Thomas at Miami (Nov 09, 2013)
Yards Passing	391	Logan Thomas at Boston College (Nov 02, 2013)
TD Passes	3	Logan Thomas vs North Carolina (Oct 05, 2013)
Long Pass	83	Logan Thomas vs North Carolina (Oct 05, 2013)
Receptions	8	Demitri Knowles at East Carolina (Sep 14, 2013)
Yards Receiving	171	Joshua Stanford at Boston College (Nov 02, 2013)
TD Receptions	2	D.J. Coles vs North Carolina (Oct 05, 2013)
Long Reception	83	Willie Byrn vs North Carolina (Oct 05, 2013)
Field Goals	4	Cody Journell vs Pittsburgh (Oct 12, 2013)
Long Field Goal	56	Cody Journell at Boston College (Nov 02, 2013)
Punts	13	A.J. Hughes vs Alabama (Aug 31, 2013)
Punting Avg	52.8	A.J. Hughes vs Pittsburgh (Oct 12, 2013)
Long Punt	64	A.J. Hughes vs Maryland (Nov 16, 2013)
Punts inside 20	3	A.J. Hughes vs Alabama (Aug 31, 2013)
		A.J. Hughes at Georgia Tech (Sep 26, 2013)
Long Punt Return	43	Kyshoen Jarrett vs Alabama (Aug 31, 2013)
Long Kickoff Return	88	Demitri Knowles vs Maryland (Nov 16, 2013)
Tackles	11	Jack Tyler vs Western Carolina (Sep 07, 2013)
		Tariq Edwards vs North Carolina (Oct 05, 2013)
		Jack Tyler vs North Carolina (Oct 05, 2013)
		Kyshoen Jarrett at Boston College (Nov 02, 2013)
		Jack Tyler at Boston College (Nov 02, 2013)
		Jack Tyler vs Maryland (Nov 16, 2013)
Sacks	3.0	Dadi Nicolas vs Pittsburgh (Oct 12, 2013)
Tackles For Loss	3.0	Dadi Nicolas vs Pittsburgh (Oct 12, 2013)
		Luther Maddy at Miami (Nov 09, 2013)
Interceptions	3	Kendall Fuller vs Duke (Oct 26, 2013)

TEAM GAME HIGHS

Rushes	53	vs Marshall (Sep 21, 2013)
Yards Rushing	237	vs Western Carolina (Sep 07, 2013)
Yards Per Rush	7.0	vs Western Carolina (Sep 07, 2013)
TD Rushes	4	vs Western Carolina (Sep 07, 2013)
		at Miami (Nov 09, 2013)
Pass attempts	43	at East Carolina (Sep 14, 2013)
Pass completions	25	at East Carolina (Sep 14, 2013)
		at Miami (Nov 09, 2013)
Yards Passing	391	at Boston College (Nov 02, 2013)
Yards Per Pass	11.8	at Miami (Nov 09, 2013)
TD Passes	3	vs North Carolina (Oct 05, 2013)
Total Plays	87	vs Marshall (Sep 21, 2013)
Total Offense	549	at Miami (Nov 09, 2013)
Yards Per Play	7.0	at Miami (Nov 09, 2013)
Points	45	vs Western Carolina (Sep 07, 2013)
Sacks By	8	vs Pittsburgh (Oct 12, 2013)
First Downs	26	at Miami (Nov 09, 2013)
Penalties	11	at Miami (Nov 09, 2013)
Penalty Yards	71	at Miami (Nov 09, 2013)
Turnovers	4	vs Duke (Oct 26, 2013)
		at Boston College (Nov 02, 2013)
Interceptions By	4	vs Duke (Oct 26, 2013)
Punts	13	vs Alabama (Aug 31, 2013)
Punting Avg	52.8	vs Pittsburgh (Oct 12, 2013)
Long Punt	64	vs Maryland (Nov 16, 2013)
Punts inside 20	3	vs Alabama (Aug 31, 2013)
		at Georgia Tech (Sep 26, 2013)
Long Punt Return	43	vs Alabama (Aug 31, 2013)

OPPONENT INDIVIDUAL GAME HIGHS

Rushes	33	Williams,A, at Boston College (Nov 02, 2013)
Yards Rushing	166	Williams,A, at Boston College (Nov 02, 2013)
TD Rushes	2	Williams,A, at Boston College (Nov 02, 2013)
		Brown, vs Maryland (Nov 16, 2013)
Long Rush	62	Williams,A, at Boston College (Nov 02, 2013)
Pass attempts	41	CATO, Rakeem, vs Marshall (Sep 21, 2013)
Pass completions	23	Williams, M, vs North Carolina (Oct 05, 2013)
Yards Passing	324	Stephen Morris, at Miami (Nov 09, 2013)
TD Passes	2	CATO, Rakeem, vs Marshall (Sep 21, 2013)
		Williams, M, vs North Carolina (Oct 05, 2013)
		Stephen Morris, at Miami (Nov 09, 2013)
Long Pass	84	Stephen Morris, at Miami (Nov 09, 2013)
Receptions	10	SHULER, Tommy, vs Marshall (Sep 21, 2013)
Yards Receiving	142	Allen Hurns, at Miami (Nov 09, 2013)
TD Receptions	1	Christion Jones, vs Alabama (Aug 31, 2013)
		WILLIAMS, Bryce, at East Carolina (Sep 14, 2013)
		SMITH, Devon, vs Marshall (Sep 21, 2013)
		HOSKINS, Gator, vs Marshall (Sep 21, 2013)
		Davis, Q, vs North Carolina (Oct 05, 2013)
		Ebron, E, vs North Carolina (Oct 05, 2013)
		Sinkovec,J, at Boston College (Nov 02, 2013)
		Allen Hurns, at Miami (Nov 09, 2013)
		Stacy Coley, at Miami (Nov 09, 2013)
		King, vs Maryland (Nov 16, 2013)
Long Reception	84	Allen Hurns, at Miami (Nov 09, 2013)
Field Goals	2	Martin, R, vs Duke (Oct 26, 2013)
		Freese,N, at Boston College (Nov 02, 2013)
		Vozenilek, A, at Virginia (Nov 30, 2013)
Long Field Goal	53	Martin, R, vs Duke (Oct 26, 2013)
Punts	10	Renfro, vs Maryland (Nov 16, 2013)
Punting Avg	55.2	Pat O'Donnell, at Miami (Nov 09, 2013)
Long Punt	63	Pat O'Donnell, at Miami (Nov 09, 2013)
Punts inside 20	4	Cody Mandell, vs Alabama (Aug 31, 2013)
Long Punt Return	72	Christion Jones, vs Alabama (Aug 31, 2013)
Long Kickoff Return	94	Christion Jones, vs Alabama (Aug 31, 2013)
Tackles	19	Helton, D, vs Duke (Oct 26, 2013)
Sacks	3.0	Monroe, vs Maryland (Nov 16, 2013)
		Harold, E, at Virginia (Nov 30, 2013)
Tackles For Loss	3.5	Monroe, vs Maryland (Nov 16, 2013)
Interceptions	1	Vinnie Sunseri, vs Alabama (Aug 31, 2013)
		Christon Gill, vs Western Carolina (Sep 07, 2013)
		Trey Morgan, vs Western Carolina (Sep 07, 2013)
		ARMSTRONG, Adns, at East Carolina (Sep 14, 2013)
		LOVETT, M., vs Marshall (Sep 21, 2013)
		HEWITT, Neville, vs Marshall (Sep 21, 2013)
		Cockrell, R, vs Duke (Oct 26, 2013)
		Cash, J, vs Duke (Oct 26, 2013)
		Patterson, G, vs Duke (Oct 26, 2013)
		Brown, Ke., vs Duke (Oct 26, 2013)
		Asprilla,M, at Boston College (Nov 02, 2013)
		Pierre-Louis,X, at Boston College (Nov 02, 2013)
		Hoskey, D, at Virginia (Nov 30, 2013)

OPPONENT TEAM GAME HIGHS

Rushes	46	vs Marshall (Sep 21, 2013)
Yards Rushing	196	at Boston College (Nov 02, 2013)
Yards Per Rush	4.7	vs Maryland (Nov 16, 2013)
TD Rushes	2	at Boston College (Nov 02, 2013)
		vs Maryland (Nov 16, 2013)
Pass attempts	41	vs Marshall (Sep 21, 2013)
Pass completions	23	vs North Carolina (Oct 05, 2013)
Yards Passing	324	at Miami (Nov 09, 2013)
Yards Per Pass	11.2	at Miami (Nov 09, 2013)
TD Passes	2	vs Marshall (Sep 21, 2013)
		vs North Carolina (Oct 05, 2013)
		at Miami (Nov 09, 2013)
Total Plays	87	vs Marshall (Sep 21, 2013)
Total Offense	376	vs North Carolina (Oct 05, 2013)
Yards Per Play	6.6	at Miami (Nov 09, 2013)
Points	35	vs Alabama (Aug 31, 2013)
Sacks By	7	vs Maryland (Nov 16, 2013)
First Downs	22	vs Marshall (Sep 21, 2013)
Penalties	11	vs Marshall (Sep 21, 2013)
		vs North Carolina (Oct 05, 2013)
Penalty Yards	83	at Virginia (Nov 30, 2013)
Turnovers	4	vs Duke (Oct 26, 2013)
Interceptions By	4	vs Duke (Oct 26, 2013)
Punts	10	vs Maryland (Nov 16, 2013)
Punting Avg	55.2	at Miami (Nov 09, 2013)
Long Punt	63	at Miami (Nov 09, 2013)
Punts inside 20	4	vs Alabama (Aug 31, 2013)
Long Punt Return	72	vs Alabama (Aug 31, 2013)

20-YARD PLAYS

Yards	Type	Player(s)	Opponent
88	KR	Demitri Knowles	Maryland
83	Pass	Willie Byrn from Logan Thomas	North Carolina
*77	Rush	Trey Edmunds	Alabama
*76	Rush	Chris Mangus	Western Carolina
69	Pass	Joshua Stanford from Logan Thomas	Boston College
56	Pass	Demitri Knowles from Logan Thomas	Duke
48	KR	Demitri Knowles	Boston College
48	Pass	Demitri Knowles from Logan Thomas	Virginia
48	Pass	Willie Byrn from Logan Thomas	Miami
*45	Pass	Demitri Knowles from Logan Thomas	North Carolina
43	PR	Kyshoen Jarrett	Alabama
43	Rush	Trey Edmunds	Marshall
40	FR	Derrick Hopkins	Marshall
40	Pass	Demitri Knowles from Logan Thomas	Pittsburgh

38	Pass	Demitri Knowles from Logan Thomas	Maryland
*37	INT	Detrick Bonner	Western Carolina
35	INT	Detrick Bonner	Western Carolina
34	Pass	D.J. Coles from Logan Thomas	Alabama
*32	Pass	Joshua Stanford from Logan Thomas	Miami
31	Pass	Kalvin Cline from Logan Thomas	Maryland
31	Pass	D.J. Coles from Logan Thomas	Virginia
30	Pass	D.J. Coles from Logan Thomas	Miami
*30	Pass	Demitri Knowles from Logan Thomas	East Carolina
30	KR	Demitri Knowles	Marshall
30	Rush	Trey Edmunds	Virginia

29	Pass	Demitri Knowles from Logan Thomas	Virginia
29	KR	Demitri Knowles+Sam Rogers	Virginia
28	KR	J.C. Coleman	Boston College
28	Pass	Demitri Knowles from Logan Thomas	Georgia Tech
*27	Pass	Kalvin Cline from Logan Thomas	Pittsburgh
27	Pass	Joshua Stanford from Logan Thomas	Boston College
27	KR	Chase Williams	Western Carolina
27	Rush	Trey Edmunds	Virginia
26	Rush	Logan Thomas	Georgia Tech
*26	Pass	Trey Edmunds from Logan Thomas	Virginia
25	KR	Demitri Knowles	Marshall
25	Pass	D.J. Coles from Logan Thomas	Boston College
25	KR	Demitri Knowles	East Carolina
25	Pass	Willie Byrn from Logan Thomas	Pittsburgh
24	KR	Der'Woun Greene	Alabama
24	Pass	D.J. Coles from Logan Thomas	Miami
24	KR	Demitri Knowles	Duke
23	Pass	Joshua Stanford from Logan Thomas	Boston College
22	Pass	Demitri Knowles from Logan Thomas	Georgia Tech

20-YARD PLUS PLAYS BY PLAYER

PLAYER	NO	TD	RUSH	PASS	KR	PR	IR	FR
Demitri Knowles	20	2	0	10	10	0	0	0
D.J. Coles	8	1	0	8	0	0	0	0
Joshua Stanford	8	1	0	8	0	0	0	0
Trey Edmunds	6	3	4	2	0	0	0	0
Willie Byrn	6	0	0	6	0	0	0	0
Kalvin Cline	3	1	0	3	0	0	0	0
Chris Mangus	2	1	1	1	0	0	0	0
Detrick Bonner	2	1	0	0	0	0	2	0
Derrick Hopkins	1	0	0	0	0	0	0	1
Kyshoen Jarrett	1	0	0	0	0	1	0	0
Demitri Knowles & Sam Rogers	1	0	0	0	1	0	0	0
J.C. Coleman	1	0	0	0	1	0	0	0
Chase Williams	1	0	0	0	1	0	0	0
Logan Thomas	1	0	1	0	0	0	0	0
Der'Woun Greene	1	0	0	0	1	0	0	0
TOTAL	62	10	6	38	14	1	2	1

Yards	Type	Player(s)	Opponent
22	Pass	Chris Mangus from Logan Thomas	Marshall
*22	Pass	Trey Edmunds from Logan Thomas	Boston College
22	Pass	Willie Byrn from Logan Thomas	Miami
22	Pass	D.J. Coles from Logan Thomas	Boston College
22	Pass	Demitri Knowles from Logan Thomas	East Carolina
21	KR	Demitri Knowles	Virginia
21	Pass	Willie Byrn from Logan Thomas	Maryland
*21	Pass	D.J. Coles from Logan Thomas	Georgia Tech
21	Pass	Joshua Stanford from Logan Thomas	Marshall
21	Pass	Kalvin Cline from Logan Thomas	Boston College
21	Pass	Joshua Stanford from Logan Thomas	North Carolina
20	KR	Demitri Knowles	Georgia Tech
20	Pass	D.J. Coles from Logan Thomas	East Carolina
20	Pass	Joshua Stanford from Logan Thomas	North Carolina
20	Pass	Willie Byrn from Logan Thomas	Boston College
20	KR	Demitri Knowles	Maryland
20	KR	Demitri Knowles	Miami
20	Pass	Joshua Stanford from Logan Thomas	Pittsburgh

* Touchdown Scored On Play

LONG PLAYS BY THE NUMBERS

PLAYS	NO	TD
100+	0	0
90-99	0	0
80-89	2	0
70-79	2	2
60-69	1	0
50-59	1	0
40-49	8	1
30-39	11	3
20-29	37	4

LONG PLAYS BY TYPE	NO	TD
Rushing	6	2
Passing	38	7
Punt returns	1	0
Kick returns	14	0
Interceptions	2	1
Fumble returns	1	0
Other	0	0
TOTAL	62	10

LONGEST PLAYS OF THE YEAR

Rushing		
77	Trey Edmunds vs Alabama	Aug. 31

Rushing Touchdown		
77	Trey Edmunds vs Alabama	Aug. 31

Passing		
83	Willie Byrn from Logan Thomas vs North Carolina	Oct. 5

Passing Touchdown		
45	Demitri Knowles from Logan Thomas vs North Carolina	Oct. 5

Punt Return		
43	Kyshoen Jarrett vs Alabama	Aug. 31

Kick Return		
88	Demitri Knowles vs Maryland	Nov. 16

Interception Return		
37	Detrick Bonner vs Western Carolina	Sep. 7

Fumble Return		
40	Derrick Hopkins vs Marshall	Sep. 21

Punt		
64	A.J. Hughes vs Maryland	Nov. 16

Field Goal		
56	A.J. Hughes vs Boston College	Nov. 2

2013 VIRGINIA TECH SCORING DRIVES

Qtr.	Opp.	Scoring Play	Plays-Yds.-TOP
1	Alabama	Edmunds, T 77 Rush (Journell, C)	1-77-0:11
2	Alabama	FG Journell, C 39	7-12-3:28
1	WCU	Bonner, D 37 Interception Return (Journell, C)	-
2	WCU	Edmunds, T 1 Rush (Journell, C)	16-87-6:27
2	WCU	Coles, DJ 19 Pass From Thomas, L (Journell, C)	9-69-4:18
3	WCU	Mangus, C 76 Rush (Journell, C)	2-83-0:50
3	WCU	Edmunds, T 1 Rush (Journell, C)	7-50-2:50
4	WCU	FG Journell, C 30	9-34-3:13
4	WCU	Caleb, J 13 Rush (Journell, C)	6-45-3:13
1	ECU	Knowles, D 30 Pass From Thomas, L (Journell, C)	11-70-6:04
3	ECU	Coles, DJ 3 Pass From Thomas, L (kick failed)	10-75-4:40
4	ECU	Team Safety	-
1	MU	DiNardo, D 11 Punt Return (Keyserling, E)	-
1	MU	Thomas, L 2 Rush (Keyserling, E)	13-89-6:24
4	MU	Byrn, W 2 Pass From Thomas, L (Keyserling, E)	14-83-6:16
OT	MU	Thomas, L 2 Rush	5-25-0:00
1	GT	Coles, DJ 21 Pass From Thomas, L (Journell, C)	2-27-0:31
2	GT	Thomas, L 5 Rush (Journell, C)	10-91-6:02
4	GT	FG Journell, C 39	8-26-3:22
1	NC	Knowles, D 45 Pass From Thomas, L (Journell, C)	5-77-2:13
2	NC	Coles, DJ 9 Pass From Thomas, L (Journell, C)	12-73-4:33
2	NC	Coles, DJ 5 Pass From Thomas, L (Journell, C)	4-98-1:46
4	NC	Edmunds, T 1 Rush (kick blocked)	6-17-2:20
1	Pitt	Cline, K 27 Pass From Thomas, L (Journell, C)	8-71-3:48
1	Pitt	FG Journell, C 48	7-29-3:28
3	Pitt	FG Journell, C 37	11-69-5:03
3	Pitt	FG Journell, C 42	11-45-5:06
4	Pitt	FG Journell, C 23	7-29-3:17
3	Duke	Thomas, L 5 Rush (Journell, C)	6-99-2:47
4	Duke	FG Journell, C 42	10-31-4:43
2	BC	Edmunds, T 1 Rush (Journell, C)	9-76-4:57
2	BC	FG Journell, C 56	10-43-1:52
3	BC	Cline, K 1 Pass From Thomas, L (Journell, C)	8-82-4:14
4	BC	FG Journell, C 47	7-46-3:12
4	BC	Edmunds, T 22 Pass From Thomas, L (Journell, C)	8-52-1:41
1	UM	Edmunds, T 10 Rush (Journell, C)	5-54-2:14
1	UM	Edmunds, T 2 Rush (Journell, C)	5-51-2:25
2	UM	Edmunds, T 4 Rush (Journell, C)	2-17-0:29
2	UM	Stanford, J 32 Pass From Thomas, L (Journell, C)	9-75-5:32
3	UM	Knowles, D 0 Fumble Return (Journell, C)	7-80-3:27

4	UM	Edmunds, T 1 Rush (Journell, C)	10-75-4:59
1	MD	Edmunds, T 3 Rush (Kristensen, E)	6-76-2:46
3	MD	Coles, DJ 1 Pass From Thomas, L (Kristensen, E)	5-12-2:44
4	MD	Byrn, W 5 Pass From Thomas, L (Kristensen, E)	8-65-4:08
5	MD	FG Kristensen, E 31	6-11-0:00
1	VA	FG Kristensen, E 22	11-78-5:15
1	VA	FG Kristensen, E 30	8-57-3:15
2	VA	FG Kristensen, E 38	11-67-5:04
2	VA	Edmunds, T 26 Pass From Thomas, L (Kristensen, E)	7-65-0:43

Totals	359-2663-155:50
Average Scoring Drive	8.0 plays-59.2 yds.

VIRGINIA TECH SCORING

- 49 Total Scores (18 Run, 16 Pass, 14 FG, 1 S.T., 1 Defense, 1 Safety)
- 14 First Quarter Scores (5 run, 4 pass, 3 FG, 1 defense, 1 S.T.)
 - 12 Second Quarter Scores (4 run, 5 pass, 3 FG)
 - 9 Third Quarter Scores (3 run, 4 pass, 2 FG)
 - 12 Fourth Quarter Scores (3 run, 3 pass, 5 FG, 1 safety)
 - 2 Overtime Drives (1 run, 1 FG)

Most plays in a scoring drive:	16 plays - vs. Western Carolina (16-87-6:27 - TD)
Longest scoring drive:	99 yards - vs. Duke (6-99-2:47 - TD)
Longest TOP scoring drive:	6:27 - vs. Western Carolina (16-87-6:27 - TD)
Average TOP on offensive scoring drives:	3:27

OPPONENTS

Most plays in a scoring drive:	14 plays - Georgia Tech (14-82-8:12 - TD)
Longest scoring drive:	82 yards - Georgia Tech (14-82-8:12 - TD)
Longest TOP scoring drive:	8:12 - Georgia Tech (14-82-8:12 - TD)
Average TOP on offensive scoring drives:	2:36

POINTS OFF TURNOVERS

VT	Total	UA	WCU	ECU	MU	GT	NC	PITT	DU	BC	UM	MD	VA
Opp. TOs	25	1	3	3	3	3	3	0	4	0	2	2	1
Points	38	3	7	0	0	7	7	0	0	0	14	0	0
Opponents													
VT TOs	17	1	3	1	2	0	0	0	4	4	0	0	2
Points	34	7	3	0	7	0	0	0	0	17	0	0	0

ON THE MOVE

Quarterback	O Drives				Drives Ended By				TO	Clock	Safety	Points	Pts.	Drive
	Started	TD	FG	FGA	Punt	Downs						Scored	Drive	Efficiency
Thomas	156	31	14	24	68	7			16	10	0	258	1.65	28.8%
Leal	3	1	0	0	2	0			0	0	0	7	2.33	33.3%
VT Offense	159	32	14	24	70	7			16	10	0	265	1.67	28.9%
Opp. Offense	144	18	10	12	72	7			24	11	1	151	1.05	19.4%

KICKOFFS	No.	Yds	Avg	TB	OB	Retn	Net	Avg. Start
Mitchell Ludwig	37	2297	62.1	13	0	14.1	55.1	25
Michael Branthover	16	990	61.9	3	0	19.1	46.6	33
Cody Journell	3	187	62.3	1	0	10.3	58.7	21
Ethan Keyserling	1	65	65.0	0	0	5.0	60.0	20
Total	57	3539	62.1	17	0	21.6	52.9	27
Opponents	45	2834	63.0	15	1	21.0	56.1	23

KICKOFF RETURNS (25 yards added to average drive started total for touchbacks; 40 yards for kicks out of bounds; added in team return)

Player	No.	Ret.	FC	OB	TB	O-S	Avg. Depth	Avg. Drive Start
Deep Men	43	28	0	1	14	0	1.6-yard line (68)	24.2-yard line (1040)
Other	4	1	0	1	0	2	50.0-yard line (200)	+41.0-yard line (227)
Team	47	29	0	2	14	2	5.7-yd. line (268)	26.9-yd. line (1267)

VIRGINIA TECH'S 2013 AWARD WINNERS



J.R. COLLINS

Senior
Defensive End
Stafford, VA

- Honorable Mention All-ACC (Coaches)



KYSHOEN JARRETT

Junior
Rover
Tannersville, PA

- Third-Team All-ACC (Coaches)
- Honorable Mention All-ACC (ACSMA)



BRANDON FACYSON

Freshman
Cornerback
Newnan, GA

- Third-Team All-ACC (ACSMA)
- Midseason All-American



LUTHER MADDY

Junior
Defensive Tackle
Delray Beach, FL


- Third-Team All-ACC (ACSMA and Coaches)



KENDALL FULLER

Freshman
Cornerback
Baltimore, MD

- ACC Defensive Rookie of the Year (ACSMA and Coaches)
- Second-Team All-ACC (ACSMA and Coaches)



ANDREW MILLER

Senior
Offensive Guard
Bassett, VA


- Second-team All-ACC (Coaches)
- Honorable Mention All-ACC (ACSMA)



KYLE FULLER

Senior
Cornerback
Baltimore, MD


- Second-Team All-American (Walter Camp Foundation)
- First-Team All-ACC (Coaches); Third-Team All-ACC (ACSMA)
- Thorpe Award and Maxwell Award Semifinalist



JACK TYLER

Senior
Linebacker
Oakton, VA

- Second-Team All-ACC (ACSMA and Coaches)
- State Linebacker of the Year (Richmond TD Club)
- Midseason All-American



JAMES GAYLE

Senior
Defensive End
Hampton, VA

- Third-Team All-ACC (Coaches)
- Honorable Mention All-ACC (ACSMA)



LOGAN THOMAS

Senior
Quarterback
Lynchburg, VA

- Dudley Award Finalist (Top FBS Player in Virginia)



DERRICK HOPKINS

Senior
Defensive Tackle
Highland Springs, VA


- Third-Team All-American (Athlon and CBS Sports)
- Second-Team All-ACC (ACSMA and Coaches)
- State Defensive Lineman of the Year (Richmond TD Club)



DAVID WANG

Junior
Center
Ashburn, VA

- Honorable Mention All-ACC (ACSMA and Coaches)



A.J. HUGHES

Sophomore
Punter
Terre Haute, IN

- Second-Team All-ACC (ACSMA and Coaches)
- Ray Guy Award nominee

FRESHMAN ALL-AMERICANS (COLLEGE FOOTBALL NEWS)

- First Team (Kendall Fuller)
- Second Team (Brandon Facyson, Jonathan McLaughlin)
- Honorable Mention (Trey Edmunds, Joshua Stanford)

SOPHOMORE ALL-AMERICANS (COLLEGE FOOTBALL NEWS)

- Honorable Mention (A.J. Hughes, Demetri Knowles, Dadi Nicolas)



**VIRGINIA TECH'S APPEARANCE IN THE
2013 HYUNDAI SUN BOWL WILL BE THE
SCHOOL'S 21ST IN A ROW AND 27TH OVERALL**