

# VIRGINIA TECH

## ATHLETICS COMMUNICATIONS

675 WASHINGTON STREET  
ROOM 460 JAMERSON ATHLETIC CENTER  
BLACKSBURG, VA • 24061

Office: (540) 231-6726 • Fax: (540) 231-6984

ACC CHAMPIONS: 2004 | 2007 | 2008 | 2010 BIG EAST CHAMPIONS: 1995 | 1996 | 1999 SOUTHERN CHAMPIONS: 1963

Saturday, Nov. 9, 2013

Kickoff: 7:06 p.m.

Sun Life Stadium

76,100 • Miami Gardens, Fla.

Series vs. UM: Miami leads, 18-12

Last Meeting: Miami, 30-12 (2012; in Miami Gardens)

### BROADCAST INFORMATION

Television: ESPN

PBP: Brad Nessler

Analyst: Todd Blackledge

Sidelines: Holly Rowe



Radio: Virginia Tech IMG Sports Network

PBP: Bill Roth (26th season)

Analyst: Mike Burnop (31st season)

In Stadium Broadcast: 101.9 FM



National Radio: Touchdown Radio

PBP: Frank Frangie

Analyst: Gino Torretta

Sirius: Channel 134; XM: Channel 193



### ATHLETICS COMMUNICATIONS

Asst. AD: Dave Smith

540-231-6726; vtsid@vt.edu

Assoc. Director: Bryan Johnston

540-231-3387; blj@vt.edu

VT On the Web: hokiesports.com/football

Twitter: twitter.com/VT\_Football

Instagram: instagram.com/vthokiefootball

This Game's Hash Tag: #VTvsMIA

### THE COACHING STAFF

#### ON THE FIELD

Frank Beamer.....head coach  
Shane Beamer.....assoc. head coach/RBs  
Bud Foster.....defensive coordinator/ILBs  
Jeff Grimes.....offensive line  
Aaron Moorehead.....wide receivers  
Charley Wiles.....defensive line

#### IN THE BOOTH

Cornell Brown.....outside linebackers  
Torrian Gray.....defensive secondary  
Scot Loeffler.....offensive coordinator/QBs  
Bryan Stinespring.....recruiting coordinator/TEs

### THE 2013 CAPTAINS

Kyle Fuller (#17)

Andrew Miller (#74)

Logan Thomas (#3)

Jack Tyler (#58)



#11 BCS/#14 AP/#14 COaches  
MIAMI (7-1, 3-1 ACC)  
HURRICANES

#### THE SERIES

• Saturday's game will be the 31st football meeting between Virginia Tech and the University of Miami with Miami holding an 18-12 lead in the series. The two schools first met on the gridiron during the 1953 season, continuing on as members of the Big East Conference and now as members of the ACC.

• After Tech won three games in a row (2009-11), the Hurricanes won last year in Miami Gardens, 30-12. Prior to last year, the Hokies held on for a wild 38-35 win in Blacksburg (2011), won 31-17 in Miami to clinch the Coastal Division in 2010 and pulled away for a 31-7 win in 2009 at a rain-soaked Lane Stadium when both were ranked in the AP top 10.

#### AT SUN LIFE STADIUM

• This will be the eighth time Virginia Tech will play in the stadium now known as Sun Life Stadium with the Hokies holding just a 2-5 overall mark (1-2 vs. Miami).

• Tech is 11-23 under head coach Frank Beamer at current NFL stadiums, losing seven games in a row.

#### HOKIES AT HOME

• Tech features seven players from Florida, including four from the Miami area. Mark Leal (Greenacres), Luther



VIRGINIA TECH (6-3, 3-2 ACC)  
HOKIES

Maddy (Delray Beach) and Dadi Nicolas (Delray Beach) all went to Atlantic High, while true freshman Calvin Cline is from nearby Boca Raton.

• Demitri Knowles is from Freeport, Grand Bahama, a short 50-minute flight to Miami, and is expected to have quite a cheering section of friends and family for the game.

#### STRONG IN THE ACC AND IN NOVEMBER

• Virginia Tech is an impressive 60-17 in ACC games since joining the league in 2004.

• The Hokies are 41-8 against ACC Coastal Division teams and 29-9 in ACC road games. Tech is also 19-4 in ACC road games against Coastal Division opponents.

• The Hokies have posted a 29-5 record in the month of November (27-5 in ACC games) since 2004, when they joined the conference.

#### FREQUENT FLYER MILES

• A week after flying 1,154 miles round trip from Roanoke to Bedford, Mass., Tech will fly 1,520 miles round trip from Roanoke to Ft. Lauderdale for its game against Miami, totalling 2,674 miles in the air in eight days.

• It marks the first time Tech has had to do a north-south road trip in back-to-back weeks since 2008 when it went to Boston College (L) and Florida State (L).

### COUNTDOWN TO KICKOFF

- 10 Virginia Tech has been successful on **10** of 15 fourth-down conversions this season, which ranks **10th** nationally.
- 9 Tech's loss at Boston College marked just the **ninth** ACC road loss for the Hokies since joining the league in 2004.
- 8 Linebacker Jack Tyler is averaging **8.2** tackles per game, seventh best in the ACC.
- 7 The Hokies have allowed a total of just **seven** rushing touchdowns and **seven** passing TDs during their nine games.
- 6 Tech has won **six** of its nine games against Miami as ACC members.
- 5 Redshirt freshman Joshua Stanford's 171 yards receiving against BC tied for the **fifth** highest single-game total by a Tech player.
- 4 The 391 yards passing by Logan Thomas at BC was the **fourth**-highest total for a Tech QB in a single game.
- 3 Cody Journell's 56-yard field goal against Boston College tied for the **third** longest in Tech history.
- 2 The Hokies rank **second** nationally in team passing efficiency defense with a 90.72 rating.
- 1 Logan Thomas needs just **one** touchdown pass to become the Hokies' all-time leader in that category.



## COACH FRANK BEAMER

**Frank Beamer** (Virginia Tech '69), whose Virginia Tech teams have posted a 198-67 record over the past 20+ seasons and have appeared in bowl games each year in that span, is in his 27<sup>th</sup> year as the head football coach at Tech and 33<sup>rd</sup> overall. Beamer has guided the Hokies to a 222-107-2 record and sits with an overall record of 264-130-4.

Under Beamer, Tech football has enjoyed unprecedented success with 20 consecutive bowl appearances, four ACC titles, five ACC Coastal Division crowns, three BIG EAST Conference titles, two "major" bowl victories, six BCS appearances and a trip to the national championship game.

Tech won the BIG EAST title in 1995 and 1999, and shared it in '96. Beamer was voted BIG EAST Coach of the Year by the league's coaches each of those seasons and was tabbed the Atlantic Coast Conference Coach of the Year in both 2004 and 2005.

In 1997, he was inducted into the Virginia Tech Sports Hall of Fame, becoming the first active coach at the university to be honored in that fashion. Following the 1999 season, he earned eight national coach of the year honors.

During his undergraduate days at Tech, Beamer started three years as a cornerback and played on the Hokies' 1966 and 1968 Liberty Bowl teams.

The 67-year-old Hillsville, Va., native began as an assistant at Radford High School from 1969 through 1971. Then, after one season as a graduate assistant at the University of Maryland, he went to The Citadel where he worked five seasons under Bobby Ross and one year under Art Baker. His last two years at The Citadel, Beamer was the defensive coordinator. In 1979, he went to Murray State as the defensive coordinator under Mike Gottfried. He was named head coach at MSU in 1981 and went on to compile a six-year record of 42-23-2.

In 1990, Beamer received a new contract and a substantial pay raise. He refused the raise, however, until a time that all classified and faculty employees of the university could have the same opportunity for pay raises. Most state salaries had been frozen at the time. When offered a pay increase in 2006, he did not sign the agreement until his assistant coaches were taken care of.

He is married to the former Cheryl Oakley of Richmond, Va. They have two children, Shane, a former member of his dad's football team at Virginia Tech and now the associate head coach/running backs coach at Virginia Tech; and daughter Casey, a 2003 graduate of Tech. He has three grandchildren, Sutton, Olivia and Hunter, children of Shane and his wife, Emily. Casey was married in 2012 to former Virginia Tech wrestler Canaan Prater.

Beamer was born in Mt. Airy, N.C., and grew up in Hillsville, Va. At Hillsville High, he earned 11 varsity letters as a three-sport athlete in football, basketball and baseball.

An avid NASCAR fan, Beamer has been the official starter for races at Bristol Motor Speedway, Martinsville Speedway and Richmond International Raceway.

Beamer, who is the winningest active coach in the Football Bowl Subdivision with 264 victories, had his No. 25 jersey retired by Tech in a pregame ceremony before the Marshall game in 2002. He is sixth all-time among FBS coaches (min. 10 seasons at FBS school) in terms of all-time victories.

## STABILITY AT THE TOP

• **Frank Beamer**, the first Tech alumnus to guide Virginia Tech's football program since the 1940s, has coached and won more football games at Tech than any other head coach.

• Not one of the 125 active Division I-A (FBS) head football coaches has been at his current school longer than Beamer.

## THE BEAMER FILE

### PERSONAL:

Born: 10/18/46, Mt. Airy, N.C. (67 years old)  
Hometown: Hillsville, Va.  
Wife: former Cheryl Oakley  
Children: Shane, Casey Prater  
Grandchildren: Sutton, Olivia, Hunter (*daughters and son of Shane*)

### EDUCATION:

High School: Hillsville (1965)  
College: Virginia Tech (1969)  
Postgraduate: Radford University (1972)

### PLAYING EXPERIENCE:

Virginia Tech (1966-68)

### COACHING EXPERIENCE:

1972	Graduate Assistant, Maryland
1973-76	Assistant Coach, The Citadel
1977-78	Defensive Coordinator, The Citadel
1979-80	Defensive Coordinator, Murray State
<b>1981-86</b>	<b>Head Coach, Murray State</b>
1981	(8-3)
1982	(4-7)
1983	(7-4)
1984	(9-2)
1985	(7-3-1)
1986	(7-4-1) Ohio Valley co-champs
<b>1987-</b>	<b>Head Coach, Virginia Tech</b>
1987	(2-9)
1988	(3-8)
1989	(6-4-1)
1990	(6-5)
1991	(5-6)
1992	(2-8-1)
1993	(9-3) Independence Bowl champs
1994	(8-4) Gator Bowl
1995	(10-2) BIG EAST champs; Sugar Bowl champs
1996	(10-2) BIG EAST co-champs; Orange Bowl
1997	(7-5) Gator Bowl
1998	(9-3) Music City Bowl champs
1999	(11-1) BIG EAST champs; Sugar Bowl/National Champ Game
2000	(11-1) Gator Bowl champs
2001	(8-4) Gator Bowl
2002	(10-4) San Francisco Bowl champs
2003	(8-5) Insight Bowl
2004	(10-3) ACC champs; Sugar Bowl
2005	(11-2) Gator Bowl champs
2006	(10-3) Chick-fil-A Bowl
2007	(11-3) ACC champs; Orange Bowl
2008	(10-4) ACC champs; Orange Bowl champs
2009	(10-3) Chick-fil-A Bowl champs
2010	(11-3) ACC champs; Orange Bowl
2011	(11-3) Sugar Bowl
2012	(7-6) Russell Athletic Bowl champs
2013	(6-3)

**Record at MSU:** 42-23-2 (six years)

**Record at VT:** 222-107-2 (27th year)

**Record (overall):** 264-130-4 (33rd year)

## WINNINGEST NCAA FBS FOOTBALL COACHES

### All-Time By Victories

*Minimum 10 years as head coach at FBS institutions; record at four-year colleges only; bowl games included*

1.	377	Bobby Bowden (12 wins vacated)
2.	323	Bear Bryant
3.	319	Pop Warner
4.	314	Amos Alonzo Stagg
5.	298	Joe Paterno (11 wins vacated)
6.	<b>264 *</b>	<b>Frank Beamer</b>
7.	257	LaVell Edwards
8.	255	Tom Osborne
9.	249	Lou Holtz
10.	<b>242 *</b>	<b>Mack Brown</b>

\* - active coach;

taken from 2013 NCAA Football Record Book

## MILESTONE GAMES FOR BEAMER

- **First Collegiate Game and Win:** Southeast Missouri (37-23); Sept. 5, 1981 (*at Murray St.*)
- **First Win at Tech:** Navy (31-11); Oct. 3, 1987
- **50th Career Win:** West Virginia (12-10); Oct. 7, 1989
- **First Bowl Game and Bowl Win:** Indiana (45-20); Independence Bowl; Dec. 31, 1993
- **100th Career Win:** East Carolina (35-14); Nov. 9, 1996
- **100th Win at Tech:** Connecticut (52-10); Sept. 1, 2001
- **150th Career Win:** Arkansas State (63-7); Aug. 25, 2004
- **150th Win at Tech:** Southern Miss (36-6); Oct. 21, 2006
- **200th Career Win:** Ohio (28-7); Sept. 15, 2007
- **200th Win at Tech:** East Carolina (17-10); Sept. 10, 2011
- **250th Career Win:** North Carolina (24-21); Nov. 17, 2011

### Conference Titles:

Big East: 1995, 1996 (co), 1999  
ACC: 2004, 2007, 2008, 2010

### Conference Coach Of The Year:

Big East: 1995, 1996, 1999  
ACC: 2004, 2005



Frank Beamer.....	Coach.....	Al Golden
Virginia Tech.....	School.....	Miami
Virginia Tech ('69).....	Alma Mater.....	Penn State ('91)
222-107-2 (27th year).....	Record at School.....	20-12 (third year)
264-130-4 (33rd year).....	Overall Record.....	47-46 (eighth year)
12-10.....	Record vs. the opponent.....	1-1
1-1.....	Beamer vs. Golden	

## IN SELECT COMPANY

• With the win over East Carolina on Sept. 10, 2011, Virginia Tech head coach Frank Beamer joined another elite group, one that includes coaches to win 200 or more games at one college.

• Currently, only 10 current or former FBS/Division I-A coaches, as well as only 36 coaches at all levels, are in this group.

## Coaches With 200+Victories at One College FBS/Division I-A only

Bobby Bowden, Florida St. (1976-2009)	304
Joe Paterno, Penn St. (1966-2011)	298
LaVell Edwards, BYU (1972-2000)	257
Tom Osborne, Nebraska (1973-97)	255
Amos Alonzo Stagg, Chicago (1892-1932)	244
Chris Ault, Nevada (1976-92, 95-95, 04-12)	233
Bear Bryant, Alabama (1958-82)	232
<b>Frank Beamer, Virginia Tech (1987-)</b>	<b>222</b>
Woody Hayes, Ohio St. (1951-78)	205
Vince Dooley, Georgia (1964-88)	201

Follow us on twitter  
@VT\_Football

## TEAM RESULTS FOR QUARTERBACKS UNDER BEAMER (starters; by victories)

Name	Years	Record	Pct.
Taylor, Tyrod	2007-10	34-8	.810
Randall, Bryan	2002-04	26-12	.684
<b>Thomas, Logan</b>	<b>2011-</b>	<b>24-12</b>	<b>.667</b>
Vick, Michael	1999-00	21-1	.955
Druckenmiller, Jim	1995-96	20-4	.833
DeShazo, Maurice	1992-94	19-14-1	.586
Glennon, Sean	2006-08	18-8	.692
Furrer, Will	1988-91	16-18-1	.486
Clark, Al	1997-98	12-7	.632
Vick, Marcus	2005	11-2	.846
Noel, Grant	2001-02	10-4	.714
Sorensen, Nick	1997-98	3-1	.750
Young, Cam	1989	3-3	.500
Meyer, Dave	1998-00	2-1	.667
Chapman, Erik	1987	2-9	.182
Wooten, Rodd	1989, 91	1-2	.333
Koel, Treg	1992	0-1	.000
<b>Totals</b>	<b>1987-10</b>	<b>222-107-2</b>	<b>.674</b>

## COMEBACKS UNDER BEAMER

### BIGGEST SECOND-HALF

### COMEBACK VICTORIES:

<b>15 points</b>	Virginia (1995)
trailed 29-14 after 3rd.....	won 36-29
<b>14 points</b>	North Carolina (2008)
trailed 17-3 in 3rd.....	won 20-17
<b>11 points</b>	Louisville (2004)
trailed 24-13 in 4th.....	won 35-24

### BIGGEST TOTAL COMEBACK VICTORY:

<b>20 points</b>	Duke (2012)
trailed 20-0 in 1st.....	won 41-20

## WHERE BEAMER RANKS

### Active NCAA FBS Coaches BY WINS

min. 5 years as D-I head coach; 4-year schools only

<b>264</b>	<b>Frank Beamer (Virginia Tech)</b>
242	Mack Brown (Texas)
215	Steve Spurrier (South Carolina)
206	Brian Kelly (Notre Dame)
203	Dennis Franchione (Texas State)

### Active NCAA Coaches

### BY BOWL APPEARANCES

<b>20</b>	<b>Frank Beamer (Virginia Tech)</b>
20	Mack Brown (Texas)
19	Steve Spurrier (South Carolina)

## BEAMER NOTABLES

<b>264-130-4</b>	Overall Record
<b>222-107-2</b>	Overall Record at Virginia Tech
<b>131-34-1</b>	Record Lane Stadium
<b>60-17</b>	Record in ACC Regular Season Games
<b>42-48-1</b>	Record vs. Top 25 Teams
<b>41-8</b>	Record vs. ACC Coastal Division
<b>22-11</b>	Record vs. ACC Atlantic Division
<b>31-8</b>	Record in ACC Home Games
<b>29-9</b>	Record in ACC Road Games
<b>22-4</b>	Record in ACC Coastal Home Games
<b>12-6</b>	Record in ACC Atlantic Home Games
<b>19-4</b>	Record in ACC Coastal Road Games
<b>10-5</b>	Record in ACC Atlantic Road Games
<b>20</b>	Bowl Appearances
<b>8</b>	BCS/BCA Appearances
<b>3</b>	Big East Titles
<b>5</b>	ACC Champ. Game Appearances
<b>4</b>	ACC Titles

## HOKIE TRENDS

	2013	Beamer
August	0-1	4-3
September	4-0	78-27-1
October	2-1	66-32-1
November	0-1	61-30
December/January	0-0	13-15
<b>VT's CONFERENCE (BIG EAST/ACC) RECORD</b>		
At home	2-1	62-17
On the road	1-1	54-26
Neutral	0-0	0-0
<b>VT's NON-CONFERENCE RECORD</b>		
At home	2-0	69-17-1
On the road	1-0	24-27-1
Neutral	0-1	13-20
<b>VT vs. RANKED OPPONENTS (AP)</b>		
At home	0-0	23-23-1
On the road	0-0	15-37
Neutral	0-1	10-22
<b>VT's RECORD IN GAMES ...</b>		
Decided by 4-7 pts.	2-1	26-24
Decided by 3 or less pts.	0-1	20-23-2
Home during the day	4-1	105-25-1
Away during the day	1-1	52-37
Home at night	0-0	26-9
Away at night	1-0	26-17-1
<b>VT's RECORD WHEN SCORING ...</b>		
Less than 20 points	3-2	28-58-2
20-24 points	0-0	27-29
25+ points	3-1	167-20
<b>VT's RECORD WHEN ALLOWING ...</b>		
Less than 14 points	4-1	124-6-1
14-24 points	2-0	81-28-1
25+ points	0-2	17-73
<b>VT's RECORD WHEN ...</b>		
Leading after the 1st qtr	5-0	140-35
Trailing after the 1st qtr	0-2	39-49-2
Leading at halftime	4-1	175-29
Trailing at halftime	1-2	31-70
Leading after the 3rd qtr	5-0	196-19-1
Trailing after the 3rd qtr	1-2	16-82
Tied heading into the 4th qtr	0-1	10-6-1
Playing an OT game	1-0	6-2
Scoring first	5-0	152-39-1
Opponent scores first	1-3	70-68-1
Outrushing opponent	4-2	191-40-2
Being outrushed	2-1	30-67
Rushing total is even	0-0	1-0
Blocking a kick	1-0	75-33
Scoring a def/ST TD	2-0	81-25
<b>VT's RECORD WITH ...</b>		
Less than 300 yards total offense	1-1	35-49-1
300-399 yards total offense	4-1	89-36-1
400-499 yards total offense	1-1	75-16
500-599 yards total offense	0-0	17-6
600+ yards total offense	0-0	6-0
Less than 100 yards rushing	4-1	17-43
100-199 yards rushing	0-2	80-46-2
200-249 yards rushing	2-0	60-11
250+ yards rushing	0-0	65-7
Less than 100 yards passing	0-1	30-16
100-199 yards passing	1-0	104-56-1
200-299 yards passing	5-1	76-27-1
300-399 yards passing	0-1	12-7
400+ yards passing	0-0	0-1
<b>VT's RECORD ALLOWING ...</b>		
Less than 200 yards total offense	1-1	45-3
200-299 yards total offense	3-2	93-18-1
300-399 yards total offense	2-0	64-43-1
400-499 yards total offense	0-0	17-28
500-599 yards total offense	0-0	2-12
600+ yards total offense	0-0	1-3
Less than 100 yards rushing	3-2	123-25
100-199 yards rushing	3-1	82-48-2
200-249 yards rushing	0-0	12-15
250+ yards rushing	0-0	5-19
Less than 100 yards passing	1-1	33-11
100-199 yards passing	3-2	109-37-1
200-299 yards passing	2-0	59-35-1
300-399 yards passing	0-0	18-20
400+ yards passing	0-0	3-4



## PRONUNCIATION GUIDE

NAMES		
Matt ARKEMA.....	ARK-a-muh	KYSHOEN Jarrett.....KY-shawn
DETRICK Bonner.....	DEE-trick	Cody JOURNELL.....jur-NELL
MICHAEL BRAINARD.....	BRAY-nerd	Ethan KEYSERLING.....KY-ser-ling
Michael BRANTHOVER.....	BRAN-oh-ver	Mark LEAL.....lee-AL
Willie BYRN.....	Burn	Scot LOEFFLER.....LEFF-ler
Augie CONTE.....	CON-tee	DAHMAN McKinnon.....duh-MAHN
Eddie D'ANTUONO.....	dan-TWAHN-oh	Andrew MOTUAPUAKA.....mo-TOO-uh-poo-WAH-kuh
Josh EBERLY.....	EH-ber-lee	DADI Nicolas.....like Daddy
TARIQ Edwards.....	tuh-REEK	Parker OSTERLOH.....OH-ster-low
Ken EKANEM.....	ee-CAN-um	Hunter WINDMULLER.....WEND-mull-er
ANTONE Exum.....	AN-tone	
Brandon FACYSON.....	FAY-sun (rhymes with Jason)	
DER'WOUN Greene.....	DARE-ee-on	
Fuller HOEPNER.....	HEPP-ner	
Mark IRICK.....	EYE-rick	

### HOMETOWNS

CHERAW, S.C. (Edwards).....	sher-RAW
MISSISSAUGA, Ontario (Stanford).....	miss-ih-SAW-guh
PORTSMOUTH, Va. (Greene).....	PORTS-muth
TERRE HAUTE, Ind. (Hughes).....	TARE-uh HOTE

## #TWEETITOUT

A few game notes in 140 characters or less



This will be the 31st meeting between @VT\_Football and @HurricaneSports with the 'Canes holding an 18-12 edge in the series.



This will be the eighth time Tech will play in Sun Life Stadium with the #Hokies holding just a 2-5 overall mark (1-2 vs. Miami).



Virginia Tech is 11-23 under head coach Frank Beamer at current #NFL stadiums, losing seven games in a row.



.@VT\_Football features 4 players from the Miami area: M. Leal (Greenacres), L. Maddy & D. Nicolas (Delray Beach) and K. Cline (Boca Raton).



The #Hokies have posted a 29-5 record in the month of November (27-5 in ACC games) since 2004.



Between last week at Boston College and this week at Miami, the #Hokies will fly 2,674 miles total in a little over eight days.

## WHAT'S A HOKIE?

That's the most frequently asked question regarding Virginia Tech athletics. The answer leads all the way back to 1896 when Virginia Agricultural and Mechanical College changed its name to Virginia Polytechnic Institute.

With the change came the necessity for writing a new cheer and a contest for such a purpose was held by the student body. Senior O.M. Stull won first prize for his "Old Hokie" yell which still is used today.

Later, when asked if "Hokie" had any special meaning, Stull explained the words he used had no hidden or symbolic meaning, but had been thought up in an effort to get attention. Hokie soon became a nickname for all Tech teams and for those people loyal to Tech athletics.

Following is the "Old Hokie" yell in its original form:

**Hoki, Hoki, Hoki Hy!**  
**Tech! Tech! V.P.I.!**  
**Sola-Rex Sola-Rah**  
**Polytech-Vir-gin-i-a!!**  
**Rae, Ri, V.P.I.**

## JUST VIRGINIA TECH, PLEASE

While the full name of the school is Virginia Polytechnic Institute and State University, the school is commonly referred to as "Virginia Tech."

Founded in 1872, as Virginia Agricultural and Mechanical College, the university changed its name to Virginia Polytechnic Institute in 1896.

Fans of the athletic department, as well as media covering the Hokies, shortened the name to VPI, but it eventually became Virginia Tech.

The "State University" was added in 1970 to bring the official title to what it is today.

Those covering Hokie athletics are asked to refer to the university as simply "Virginia Tech."

**Virginia Tech University, VPI and SU, VPI&SU, VT or VA Tech are not recognized names and should not be used.**

## 2013 ACC Standings

### COASTAL DIVISION

Team	Conf.	Overall
Miami	3-1	7-1
Georgia Tech	5-2	6-3
<b>Virginia Tech</b>	3-2	6-3
Duke	2-2	6-2
Pittsburgh	2-3	4-4
North Carolina	1-3	2-5
Virginia	0-5	2-7

### ATLANTIC DIVISION

Team	Conf.	Overall
Florida State	6-0	8-0
Clemson	6-1	8-1
Syracuse	2-2	4-4
Boston College	2-3	4-4
Maryland	1-3	5-3
Wake Forest	2-4	4-5
North Carolina State	0-5	3-5

### This Week in the ACC

#### Saturday, November 9

Syracuse at Maryland  
 North Carolina State at Duke  
 Virginia at North Carolina  
 Notre Dame at Pittsburgh  
 Virginia Tech at Miami  
 Florida State at Wake Forest  
 Boston College at New Mexico State

### Next Week in the ACC

#### Thursday, November 14

Georgia Tech at Clemson

#### Saturday, November 16

North Carolina State at Boston College  
 North Carolina at Pittsburgh  
 Maryland at Virginia Tech  
 Miami at Duke  
 Syracuse at Florida State

### Keeping Up With The Non-Conference Foes

**Alabama** (8-0): LSU

**Western Carolina** (2-7): at Georgia Southern

**East Carolina** (6-2): Tulsa

**Marshall** (5-3): UAB

## MOST WINS OVER THE LAST 11 YEARS (2003-present)

Rk	Wins	Team
1.	123	Boise State
2.	113	Oklahoma
	113	LSU
4.	110	USC
5.	105	Virginia Tech
	105	Texas

## WINNING THE TURNOVER BATTLE

• Under Frank Beamer, when winning or tying the turnover battle, Virginia Tech is 167-38-2.

• Under Beamer, when winning the turnover battle, Tech is 139-24-2.

• Since 1993 (the start of the 20-year bowl streak), Tech is 122-10 when winning the turnover battle.

• Virginia Tech is 57-8 in the last 65 games when it wins the turnover battle (5-0 this year).





## 2013 SCHEDULES & RESULTS

### Virginia Tech (6-3; 3-2 ACC):

nL	10- 35	#1 Alabama (Georgia Dome)
hW	45- 3	Western Carolina
aW	15- 10	East Carolina
hW	29- 21	Marshall (3ot)
aW	17- 10	Georgia Tech*
hW	27- 17	North Carolina*
hW	19- 9	Pittsburgh*
hL	10- 13	Duke*
aL	27- 34	Boston College*
Nov.	9	at Miami*
Nov.	16	Maryland*
Nov.	30	at Virginia*

### Miami (7-1; 3-1 ACC)

hW	34- 6	Florida Atlantic
hW	21- 16	Florida
hW	77 -7	Savannah State
aW	49- 21	USF
hW	45- 30	Georgia Tech*
aW	27- 23	North Carolina*
hW	24- 21	Wake Forest*
aL	14- 41	Florida State*
Nov.	9	Virginia Tech*
Nov.	16	at Duke*
Nov.	23	Virginia*
Nov.	29	at Pittsburgh*

\* Conference games

## 2012 RESULTS

### Virginia Tech (7-6; 4-4 ACC):

hW	20- 17	Georgia Tech* (ot)
hW	42- 7	Austin Peay
aL	17- 35	Pittsburgh
hW	37- 0	Bowling Green
nL	24- 27	Cincinnati (FedExField)
aL	34- 48	North Carolina*
hW	41- 20	Duke*
aL	17- 38	#14 Clemson*
aL	12- 30	Miami*
hL	22- 28	#8 Florida State*
aW	30- 23	Boston College* (ot)
hW	17- 14	Virginia*
nW	13- 10	Rutgers (Russell Athletic Bowl) (ot)

### Miami (7-5; 5-3 ACC):

aW	41- 32	Boston College*
aL	13- 52	Kansas State
hW	38- 10	Bethune-Cookman
aW	42- 36	Georgia Tech* (OT)
hW	44- 37	NC State*
nL	3- 41	Notre Dame (Chicago)
hL	14- 18	North Carolina*
hL	20- 33	Florida State*
hW	30- 12	Virginia Tech*
aL	40- 41	Virginia*
hW	40- 9	USF
aW	52- 45	Duke*

\* Conference games

## TWENTY BOWLS IN A ROW

• With its trip to the Russell Athletic Bowl last year, Tech is now one of only three teams to go to 20 bowls in the past 20 seasons. The other two are Florida State and Florida.

### Active Consecutive Bowl Appearances

1.	Florida State *	31
2.	Florida	22
3.	Virginia Tech *	20
4.	Georgia, Georgia Tech *	16

\* - qualified this season

• With that bowl trip last year, Virginia Tech is now one of only six programs in college football **history** to go to a bowl in at least 20 straight years, Nebraska (35), Michigan (33), Florida State (31; active), Alabama (25), Florida (22; active) and Virginia Tech (20; active).

## ALL-TIME CONSECUTIVE BOWL APPEARANCES

### (COACHES)

1.	Bobby Bowden (1982-09)	28
2.	Tom Osborne (1973-97)	25
3.	Paul "Bear" Bryant (1959-82)	24
4.	Frank Beamer (active)	20
5.	LaVell Edwards (1978-94)	17

## SCORING STREAK

• Tech has scored in a school- and ACC-record 239 straight football games, beginning with a win over Miami on Sept. 23, 1995. The streak began after a 16-0 loss to Cincinnati in 1995.

• The previous school record was 66 straight games (1970-76). During its current streak, Tech has scored 13 or more in all but 13 games.

## DEFENSIVE TRADITION

• Virginia Tech defensive coordinator **Bud Foster** is the architect of one of the nation's best defenses on an annual basis. Since the start of the 2000 season, Tech leads the nation in interceptions and is also first in turnovers gained. Check out these numbers Foster's crew has put up:

### Most Interceptions Forced (2000-current)

1.	Virginia Tech	257
2.	Boise State	234
3.	Oklahoma	232
4.	Florida	231
	Boston College	231

### Turnovers Gained (2000-current)

1.	Virginia Tech	397
2.	Southern Cal	396
3.	Oklahoma	394
4.	Oregon	387
5.	Boise State	384

## TECH IN OVERTIME (6-2)

9/19/98	at Miami	27- 20	W	OT
11/9/02	at Syracuse	42- 50	L	3OT
11/15/03	at Temple	24- 23	W	OT
1/3/12	vs. Michigan	20- 23	L	OT
9/3/12	Georgia Tech	20- 17	W	OT
11/17/12	at Boston College	30- 23	W	OT
12/28/12	vs. Rutgers	13- 10	W	OT
9/21/13	Marshall	29- 21	W	3OT

## BY THE NUMBERS

**9,463** ... yards of total offense for Logan Thomas makes him the Hokies' all-time leader in that category. Thomas passed Tyrod Taylor (9,213) for the top spot with a career-best 429 yards of offense against Boston College.

**429** ... yards of offense by Logan Thomas during the Boston College game was the third-highest total all-time for a Tech player in a single game, behind only Don Strock (516) versus Houston in 1972 and Bryan Randall (495) at Syracuse in 2002.

**391** ... passing yards for Thomas in the BC game was the fourth-best single game showing by a Tech quarterback. Don Strock had 527 yards passing against Houston in 1972, while Bryan Randall had 504 yards passing against Syracuse in 2002 and 398 yards against Cal in 2003.

**166** ... yards rushing against Tech by Boston College tailback Andre Williams were more than any team had produced against the Hokies during their first eight games. Marshall's team total of 133 rushing yards had been the previous high allowed by the Hokies. BC finished with a total of 196 yards on the ground.

**56** ... yard field goal by Cody Journell at BC stands as the longest field goal made by a Tech player in a road game. The kick also tied Journell with Paul Engle for the third longest field goal overall in school history. Engle had a 56-yard boot against Virginia in 1977. The school record is 61 yards set by Wayne Latimer against Florida State in 1975. Dave Strock made a 59-yard field goal against Southern Mississippi during the 1972 season. All three of those kicks came in Lane Stadium. The previous record for a road game was 53 yards by Shayne Graham at Clemson in 1998.

**47.5** ... pass completion percentage for Tech foes is the lowest among ACC teams.

**44.9** ... yard punting average by A.J. Hughes leads the ACC and ranks ninth nationally.

**17** ... fourth quarter points scored by Boston College surpassed the combined fourth quarter points scored by opponents in the Hokies' first eight games (13).

**17** ... pass interceptions by the Hokies this season rank them second nationally.

**11** ... tackles by both linebacker Jack Tyler and rover Kyshoen Jarrett against Boston College.

**10** ... pass breakups by senior cornerback Kyle Fuller lead the ACC. Fuller also tops the league in passes defended with a total of 12.

**8** ... combined turnovers for Tech in its last two games after committing a total of just seven during its first seven outings.

**4.1** ... yards per play allowed by the Tech defense is the lowest in the ACC.

**3** ... interceptions by true freshman Kendall Fuller against Duke tied the school single game record now shared by 13 players.



# Game 1: No. 1 Alabama Tops Hokies in Chick-fil-A Kickoff

	<b>No. 1 Alabama</b>	<b>35</b>
	<b>Virginia Tech</b>	<b>10</b>

Georgia Dome • Atlanta, Ga.  
Aug. 31, 2013 • Attendance: 73,114

**ATLANTA** – Mistakes on special teams and an untimely interception proved costly as Virginia Tech dropped its 2013 season opener to No. 1 Alabama, 35-10, in the Chick-fil-A Kickoff Game at the Georgia Dome in Atlanta.

The two-time, defending national champion Crimson Tide used a 72-yard punt return by Christian Jones and a 2-yard run by tailback T.J. Yeldon to build a 14-0 lead.

Tech trimmed that lead to 14-7 on a stunning 77-yard touchdown burst by redshirt freshman tailback Trey Edmunds. But just when Tech appeared to be gaining some steam after stopping Alabama on its next possession, Vinnie Sunseri quickly turned the momentum back to the Tide, picking off a Logan Thomas' pass and returning it 38 yards for a touchdown. The Hokies added a field goal before Jones contributed two more scores – one on a 77-yard kickoff return – to cap the Bama victory.

Tech's defense played well in the loss allowing just two scores and holding the powerful Alabama offense to just 206 total yards – the second-lowest total under Saban at Alabama. The Hokies had 12 tackles for loss in the game, while holding the Crimson Tide to 96 yards on the ground.

Edmunds rushed for 132 yards on 20 carries in his first collegiate outing. Tech finished the game with 212 yards of offense.

## Game Notes

- Redshirt freshman Trey Edmunds rushed for 132 yards in his first collegiate game. The last Tech freshman to rush for 100 yards or more in his first game was Shyrone Stith who ran for 119 yards against Akron as a true freshman in 1996.

- Tech gave up touchdowns on a punt return, a kickoff return and an interception in the same game for the first time in Coach Frank Beamer's 26-plus seasons at the helm (323 games).

- Nine true freshmen played against the Tide. Those nine were Woody Baron, Chuck Clark, Brandon Facyson, Kendall Fuller, Mitchell Ludwig, Jonathan McLaughlin, Carlis Parker, Sam Rogers and Jerome Wright. In all, 20 players saw their first collegiate action in the game.

- Punter A.J. Hughes' 586 yards punting was a Tech record for a single game, surpassing Jack Simscak's 564 yards in a 1968 game against Alabama.

## Final Statistics

Alabama	14	14	7	0	—	35
Virginia Tech	7	3	0	0	—	10
UA (13:21 re 1st)	- Jones 72 punt return (Foster kick)					
UA (1:53 re 1st)	- Yeldon 2 run (Foster kick)					
VT (1:37 re 1st)	- Edmunds 77 run (Journell kick)					
UA (14:04 re 2nd)	- Sunseri 38 interception return (Foster kick)					
VT (3:39 re 2nd)	- FG Journell 39					
UA (3:25 re 2nd)	- Jones 94 kickoff return (Foster kick)					
UA (3:43 re 3rd)	- Jones 38 pass from McCarron (Foster kick)					
<b>Team Stats</b>	<b>UA</b>	<b>VT</b>	<b>Individual Totals</b>			
First downs	11	7	<b>Rushing</b> — UA, Yeldon 17-75, Tenpenny 6-24, Hart 5-15, Sims 2-7, Fowler 2-1, Black 1-0, Henry 2-(-3), McCarron 4-(-23); VT, Edmunds 20-132, Mangus 5-15, Rogers 1-3, Thomas 5-2, Coles 2-1.			
Rushing yds.	38-96	33-153	<b>Passing</b> — UA, McCarron 10-23-1-110, Sims 0-1-0-0; VT, Thomas 5-26-1-59.			
Passing yds.	110	59	<b>Receiving</b> — UA, Cooper 4-38, Jones 2-47, White 2-14, Norwood 1-11, Fowler 1-0; VT, Knowles 2-3, Coles 1-34, Stanford 1-16, Edmunds 1-6.			
Return yds.	157	52				
Passes	10-24-1	5-26-1				
Punts-avg.	9-46.4	13-45.1				
Fumbles-lost	0-0	0-0				
Penalties-yds.	4-25	7-35				
Time of poss.	30:45	29:15				
Sacks by	1-4	4-23				

# Game 2: Tech Rolls Past Western Carolina in Home Opener

	<b>Western Carolina</b>	<b>3</b>
	<b>Virginia Tech</b>	<b>45</b>

Lane Stadium/Worsham Field • Blacksburg, Va.  
Sept. 7, 2013 • Attendance: 61,335

**BLACKSBURG** – Virginia Tech compiled 462 yards of total offense on the way to a 45-3 victory over Western Carolina University in its 2013 home opener at Lane Stadium/Worsham Field.

After a slow start, the Hokies' offense picked up the pace and ended up with over 200 yards from both its ground game and its air attack.

Redshirt freshmen tailbacks Chris Mangus, Trey Edmunds and Joel Caleb combined for 188 of Tech's 237 rushing yards and accounted for four touchdowns.

Meanwhile, 10 different receivers caught balls as quarterbacks Logan Thomas and Mark Leal teamed up for 225 yards passing.

The defense held Western Carolina to 162 total yards and chipped in three interceptions, including two by junior free safety Detrick Bonner and one by freshman Brandon Facyson.

Tech's opening score came on a 37-yard return by Bonner, the first defensive touchdown for the unit since the 2010 ACC Championship Game against Florida State.

The Catamounts' only score came on a third-quarter field goal, following a muffed punt on the Tech 11. Western Carolina was successful on just two of 13 third-down conversions against the Hokies.

## Game Notes

- Chris Mangus became the second redshirt freshman tailback to post a 75-yard or longer touchdown run for the Hokies this season. Mangus raced 76 yards for his first collegiate touchdown during the third quarter against Western Carolina. During Tech's opener against No. 1 Alabama, Trey Edmunds ripped off a 77-run for his first collegiate touchdown. It was the first time in the modern era that Tech has had a 75-yard or longer touchdown run in consecutive games.

- Western Carolina University was the seventh school from the state of North Carolina to play in Lane Stadium.

- The game marked the first time under head coach Frank Beamer that the Hokies had no negative rushing plays in a game (kneeldowns included).

- The win improved Frank Beamer's record in home openers at Tech to 24-3.

## Final Statistics

Western Carolina	0	0	3	0	—	3
Virginia Tech	7	14	10	14	—	45
VT (6:14 re 1st)	- Bonner 37 interception return (Journell kick)					
VT (11:50 re 2nd)	- Edmunds 1 run (Journell kick)					
VT (4:35 re 2nd)	- Coles 19 pass from Thomas (Journell kick)					
VT (10:51 re 3rd)	- Mangus 76 run (Journell kick)					
WCU (5:46 re 3rd)	- FG Sigmon 28					
VT (2:51 re 3rd)	- Edmunds 1 run (Journell kick)					
VT (12:12 re 4th)	- FG Journell 30					
VT (2:02 re 4th)	- Caleb 13 run (Journell kick)					
<b>Team Stats</b>	<b>WCU</b>	<b>VT</b>	<b>Individual Totals</b>			
First downs	8	24	<b>Rushing</b> — WCU, Lewis 19-45, Sullivan 9-41, Police 1-9, Giron 4-8, Duggan 4-5, Grady 2-4, Brown 1-(-1); VT, Mangus 5-84, Edmunds 15-68, Coleman 7-38, Caleb 6-36, Leal 1-11.			
Rushing yds.	40-111	34-237	<b>Passing</b> — WCU, Sullivan 4-14-3-51; VT, Thomas 17-31-2-200, Leal 3-4-0-25.			
Passing yds.	52	225	<b>Receiving</b> — WCU, Helms 1-15, Goodman 1-15, Moore 1-11, Benson 1-10; VT, Byrn 4-58, Stanford 4-46, Cline 4-46, Knowles 2-20, Coles 1-19, Rogers 1-12, Edmunds 1-9, Mangus 1-8, Wright 1-4, Caleb 1-3.			
Return yds.	2	93				
Passes	4-14-3	20-35-2				
Punts-avg.	8-41.1	3-45.0				
Fumbles-lost	2-0	1-1				
Penalties-yds.	4-16	3-15				
Time of poss.	30:26	29:34				
Sacks by	0-0	1-2				



### Game 3: Defense Stifles High-Powered ECU in Tough Road Win



Virginia Tech

15



East Carolina

10

Dowdy-Ficklen Stadium • Greenville, N.C.  
Sept. 14, 2013 • Attendance: 50,096

**GREENVILLE, N.C.** — Virginia Tech survived another close call at Dowdy-Ficklen Stadium, using a smothering defense and two Logan Thomas' touchdown passes to fend off a feisty East Carolina University, 15-10.

Tech gave up a touchdown and 109 yards of offense to ECU in the first quarter before grounding the Pirates' potent offense. Over the last three periods, the home team was limited to just 95 yards and three points.

The Hokies tied the game at seven-all on a 30-yard touchdown pass by Thomas to Demitri Knowles at the 3:42 mark of the first quarter. Thomas then guided a 10-play, 75-yard drive late in the third period to give Tech its first lead on a 3-yard pass to D.J. Coles.

The Hokies controlled the football for nearly 12 minutes of the fourth quarter and forced a crucial safety with 1:31 remaining. ECU picked up just 13 yards of offense in the period and suffered a momentum-changing interception at its 49-yard line at the 6:42 mark.

The Tech defense picked off three passes in the game and added seven quarterback sacks and 11 total tackles for loss. True freshman Brandon Facyson had two of the picks, while senior Tariq Edwards contributed the diving interception that turned the game in Tech's favor.

#### Game Notes

- Senior defensive end James Gayle's sack of ECU quarterback Shane Garden forced a fumble that resulted in an East Carolina safety with just 1:31 remaining. The Hokies recovered the subsequent on-side kick and ran out the clock.

- East Carolina did not run a single play inside the red zone (inside the 20) during the game.

- Tech receivers Demitri Knowles and Willie Byrn both had career days catching the football. Knowles hauled in a career-best eight balls, while Byrn had seven grabs on the day.

- The Hokies intercepted three passes for the second consecutive game. Freshman Brandon Facyson picked up his second and third picks of the young season.

- This marked the sixth time in Tech's eight visits to ECU that the game has been decided by seven points or less.

- Senior Logan Thomas broke the school record for career completions, passing Tyrod Taylor (495).

#### Final Statistics

Virginia Tech	7	0	6	3	—	15
East Carolina	7	0	3	0	—	10
ECU (13:21 re 1st)	- Williams 22 pass from Carden (Harvey kick)					
VT (3:42 re 1st)	- Knowles 30 pass from Thomas (Journell kick)					
ECU (8:49 re 3rd)	- FG Harvey 44					
VT (4:09 re 3rd)	- Coles 3 pass from Thomas (kick failed)					
VT (1:31 re 4th)	- Team safety					

Team Stats	VT	ECU	Individual Totals
First downs	18	15	<b>Rushing</b> — VT, Edmunds 21-42, Thomas 8-10, Caleb 1-2, Mangus 2-0, Rogers 1-0, Team 1-(-1); ECU, Cooper, 8-28, Carden 12-10, Hunter 2-9, Team 1-(-1).
Rushing yds.	34-53	23-46	<b>Passing</b> — VT, Thomas 25-43-1-258; ECU, Carden 19-31-3-158.
Passing yds.	258	158	<b>Receiving</b> — VT, Knowles 8-99, Byrn 7-63, Coles 3-39, Stanford 3-26, Edmunds 2-20, Mangus 1-7, Cline 1-4; ECU, Hardy 6-31, Cooper 5-52, Williams 2-28, Webster 2-15, Grayson 2-6, Wiggins 1-21, Ray 1-5.
Return yds.	21	19	
Passes	25-43-1	19-31-3	
Punts-avg.	5-44.0	5-43.6	
Fumbles-lost	0-0	1-0	
Penalties-yds.	6-53	4-20	
Time of poss.	36:43	23:17	
Sacks by	7-36	2-9	

### Game 4: Hokies Battle Back For Wild Overtime Win Over Marshall



Marshall

21



Virginia Tech

3 OT 29

Lane Stadium/Worsham Field • Blacksburg, Va.  
Sept. 21, 2013 • Attendance: 64,060

**BLACKSBURG** — Virginia Tech became just the 15th school in NCAA FBS history to reach the 700-win plateau with a three-overtime, 29-21, victory over Marshall University. Quarterback Logan Thomas rushed for a touchdown and a two-point conversion during the third overtime period to give Tech the come-from-behind win in a rain-drenched game at Lane Stadium.

Thomas had staked the Hokies to a 14-7 first quarter lead with a 2-yard TD plunge, only to see the Thundering Herd post a 14-point second quarter for a 21-14 advantage that lasted deep into the fourth quarter. The senior quarterback finally pulled Tech even with a 14-play, 83-yard scoring drive that was capped by a 2-yard, fourth-down touchdown pass to Willie Byrn with 3:09 to go.

The Hokies' defense came up big in overtime, blocking a field goal in the first OT, then forcing and recovering a fumble in second. Tech missed field goals in each of the first two extra periods, before Thomas found the end zone. Marshall moved to the 14 on its last possession before missing on three consecutive passes.

The two teams combined for 174 plays, 743 yards of offense and 45 first downs. Tech redshirt freshman tailback Trey Edmunds posted his second career 100-yard rushing game with 110 yards on 22 carries. Meanwhile, Byrn, who made his first career start, grabbed his first collegiate touchdown pass.

#### Game Notes

- Virginia Tech's Kyle Fuller blocked Marshall's first punt of the game with linebacker Derek DiNardo scooping it up and returning it 11 yards for the Hokies' first touchdown of the game. It was the first career blocked kick for Fuller, and the first collegiate TD for DiNardo.

- Thomas picked up the 21st and 22nd rushing touchdowns of his career, moving past Bob Schweickert for second place all-time at Tech in rushing TDs by a quarterback. Tyrod Taylor currently holds the top spot with 23.

- The game marked the first three-overtime game in Lane Stadium history and the second for a Tech team. The Hokies lost a three-overtime contest at Syracuse in 2002.

- Defensive tackle Derrick Hopkins blocked his first career field goal in the first overtime.

- Marshall's rushing touchdown in the second quarter was only the second touchdown on the ground against the Hokies through four games.

#### Final Statistics

Marshall	7	14	0	0	0	0	0	—	21
Virginia Tech	14	0	0	7	0	0	8	—	29
VT (13:00 re 1st)	- DiNardo 11 blocked punt return (Keyserling kick)								
MU (7:56 re 1st)	- Smith 12 pass from Cato (Haig kick)								
VT (1:27 re 1st)	- Thomas 2 run (Keyserling kick)								
MU (13:59 re 2nd)	- Cato 4 run (Haig kick)								
MU (9:06 re 2nd)	- Hoskins 13 pass from Cato (Haig kick)								
VT (3:09 re 4th)	- Byrn 2 pass from Thomas (Keyserling kick)								
VT (3rd OT)	- Thomas 2 run (Thomas run)								

Team Stats	MU	VT	Individual Totals
First downs	22	23	<b>Rushing</b> — MU, Taliaferro 26-105, Cato 15-46, Watson 1-0, Butler 1-(-4), Team 1-(-14); VT, Edmunds 22-110, Thomas 23-58, Mangus 6-18, Hughes 1-12, Rogers 1-3.
Rushing yds.	46-133	53-201	<b>Passing</b> — MU, Cato 19-41-2-228; VT, Thomas 18-34-2-181.
Passing yds.	228	181	<b>Receiving</b> — MU, Shuler 10-120, Smith 4-68, Evans 3-16, Hoskins 1-13, Frohnapfel 1-11; VT, Stanford 4-43, Mangus 3-47, Knowles 3-21, Coles 2-32, Cline 2-20, Byrn 2-15, Rogers 1-5, Caleb 1-(-2).
Return yds.	37	83	
Passes	19-41-2	18-34-2	
Punts-avg.	5-35.8	5-44.2	
Fumbles-lost	2-1	2-0	
Penalties-yds.	11-66	4-45	
Time of poss.	26:39	33:21	
Sacks by	2-15	4-33	



## Game 5: Thomas, Defense Lead Hokies to Big ACC Road Win at Georgia Tech

	<b>Virginia Tech</b>	<b>17</b>
	<b>Georgia Tech</b>	<b>10</b>

**Bobby Dodd Stadium • Atlanta, Ga.  
Sept. 26, 2013 • Attendance: 50,214**

**ATLANTA** - Virginia Tech jumped to an early lead then turned to its defense to cement a physical 17-10 win in its Atlantic Coast Conference opener at previously unbeaten Georgia Tech.

True freshman cornerback Brandon Facyson set the Hokies' offense up with good field position when he recovered a fumble at the Georgia Tech 27 on the Yellow Jackets' first possession. It took quarterback Logan Thomas just two plays to get the Hokies in the end zone from there. Thomas hit Willie Byrn for 6 yards then fired a 21-yard TD strike across the middle to senior D.J. Coles.

Later in the quarter, Thomas started a season-best 10-play, 91-yard drive that would eat up 6:02 on the clock. The senior signal-caller completed all six of his pass attempts during the march before finishing it off with a 5-yard scoring run.

Georgia Tech booted a field goal in the second quarter and managed an 82-yard TD drive in the third to cut the lead to 14-10. From that point on, however, the Hokies' defense completely clamped down on the Yellow Jackets. During its final four possessions of the game, Georgia Tech managed just 35 yards rushing and nine yards passing. The Jackets' final play resulted in an interception by Hokie freshman Kendall Fuller.

Georgia Tech, which ranked fourth nationally in rushing with an average of 345.3 yards per game, was held to 129 yards. The Hokies had 221 yards passing to finish with a narrow 276-273 lead in total offense.

### Game Notes

- Quarterback Logan Thomas totaled 279 yards of total offense during the game to move him past Bryan Randall (8,034) for second place in career total offense at Virginia Tech. Thomas now has 8,158 yards of offense for his Tech career, which trails only Tyrod Taylor (2007-10) whose Tech total is 9,213 yards.
- Thomas ran for his 23rd career rushing touchdown, tying him with Taylor for the most by a Virginia Tech quarterback.
- The Hokies intercepted two passes, giving them two or more picks in each of their last four games. Both interceptions against Georgia Tech were by true freshmen – Brandon Facyson and Kendall Fuller. That freshman duo has accounted for six of the Hokies' 11 picks this season.
- The win was the Hokies' fourth-straight against the Yellow Jackets and improved their record to 9-1 in ACC openers.
- The game marked Virginia Tech's 27th appearance on ESPN Thursday Night Football, where they are now 20-7.

### Final Statistics

Virginia Tech	7	7	0	3	—	17
Georgia Tech	0	3	7	0	—	10
VT (12:23 re 1st)	- Coles 21 pass from Thomas (Journell kick)					
VT (11:25 re 2nd)	- Thomas 5 run (Journell kick)					
GT (7:21 re 2nd)	- FG Butker 49					
GT (3:16 re 3rd)	- Sims 2 run (Butker kick)					
VT (10:25 re 4th)	- FG Journell 39					

#### Team Stats

	VT	GT
First downs	14	16
Rushing yds.	27-55	42-129
Passing yds.	221	144
Return yds.	-2	-2
Passes	19-25-0	7-24-2
Punts-avg.	6-42.7	4-45.8
Fumbles-lost	0-0	3-1
Penalties-yds.	10-69	9-66
Time of poss.	28:38	31:22
Sacks by	1-3	2-18

#### Individual Totals

**Rushing** — VT, Thomas 16-58, Knowles 1-3, Edmunds 6-1, Mangus 2-(-2), Team 2-(-4); GT, Laskey 7-43, Sims 12-37, Lee 18-35, Bostic 1-10, Godhigh 4-4.

**Passing** — VT, Thomas 19-25-0-221; GT, Lee 7-24-2-144.

**Receiving** — VT, Knowles 5-67, Byrn 4-44, Cline 3-28, Coles 2-34, Stanford 2-32, Rogers 1-8, Meyer 1-5, Edmunds 1-3; GT, Smelter 3-76, Waller 3-28, Godhigh 1-40.

## Game 6: Hokies Take Down Tar Heels on Homecoming

	<b>North Carolina</b>	<b>17</b>
	<b>Virginia Tech</b>	<b>27</b>

**Lane Stadium/Worsham Field • Blacksburg, Va.  
Oct. 5, 2013 • Attendance: 65,632**

**BLACKSBURG** — Logan Thomas staked Virginia Tech to a 21-7 halftime lead with three touchdown passes, and the Hokies held on to defeat the University of North Carolina 27-17 on Homecoming at Lane Stadium/Worsham Field.

Thomas threw for 230 yards during the first two quarters of play, firing a 45-yard TD strike to Demetri Knowles and tossing a pair of short scoring passes to senior D.J. Coles. The senior signal caller set up a key touchdown right before the first half ended with an 83-yard completion to Willie Byrn out of his own end zone. Two plays later, Thomas rolled out and hit Coles for a 5-yard touchdown.

The Tar Heels had a chance to make up some ground in the third quarter when Tech picked up just 13 yards and failed to register a first down. But all the visitors could muster against the Tech defense during the period was a field goal.

The Hokies cemented the win in the fourth quarter, recovering a fumbled punt on the UNC 17 and grinding to the end zone on six runs by redshirt freshman tailback Trey Edmunds.

The Tar Heels outgained Tech 376 yards to 341, but the Hokies forced three turnovers — two interceptions and a fumble — while avoiding any on their own. Eighty-nine of North Carolina's yards came on a 13-play scoring drive during the last four minutes of the game.

### Game Notes

- Senior quarterback Logan Thomas became Tech's all-time leader in passing yardage during the game. Thomas passed Tyrod Taylor (7,017 yds.) early in the first quarter and finished the game with a career total of 7,308 yards passing.
- Thomas' three touchdown passes moved him into third place all-time at Tech in TD passes with 45.
- Receiver Willie Byrn posted his first collegiate 100-yard receiving game. Byrn had four catches for 123 yards. His 83-yard reception in the second quarter was the seventh-longest catch at Tech during the modern era.
- Tech punter A.J. Hughes posted his highest single-game average since becoming a Hokie. Hughes averaged 46.1 yards on eight punts against the Tar Heels.
- Tech had multiple pass INTs for the fifth consecutive game.
- Both teams had nine different players catch passes.

### Final Statistics

North Carolina	0	7	3	7	—	17
Virginia Tech	7	14	0	6	—	27
VT (4:17 re 1st)	- Knowles 45 pass from Thomas (Journell kick)					
VT (12:56 re 2nd)	- Coles 9 pass from Thomas (Journell kick)					
NC (9:09 re 2nd)	- Ebron 6 pass from Williams (Moore kick)					
VT (2:44 re 2nd)	- Coles 5 pass from Thomas (Journell kick)					
NC (3:38 re 3rd)	- FG Moore 36					
VT (4:06 re 4th)	- Edmunds 1 run (kick blocked)					
NC (1:09 re 4th)	- Davis 24 pass from Williams (Moore kick)					

#### Team Stats

	NC	VT
First downs	18	14
Rushing yds.	38-99	34-48
Passing yds.	277	293
Return yds.	18	1
Passes	23-35-2	19-28-0
Punts-avg.	6-45.7	8-46.1
Fumbles-lost	3-1	1-0
Penalties-yds.	11-79	5-24
Time of poss.	29:22	30:38
Sacks by	2-21	2-7

#### Individual Totals

**Rushing** — NC, Williams 18-56, Logan 5-25, Blue 6-11, Francis 4-9, Morris 2-2, Thorpe 3-(-4); VT, Edmunds 14-27, Coleman 8-26, Thomas 9-2, Team 3-(-7).

**Passing** — NC, Williams 23-35-2-277; VT, Thomas 19-28-0-293.

**Receiving** — NC, Davis, 6-94, Ebron 6-70, Tapley 3-30, Thorpe 2-29, Howard 2-17, Switzer 1-17, Francis 1-8, Logan 1-8, Blue 1-4; VT, Byrn 4-123, Knowles 4-57, Stanford 3-59, Wright 2-19, Coles 2-14, Rogers 1-14, Coleman 1-4, Edmunds 1-2, Cline 1-1.





## Game 7: Defense Shuts Down Pitt as Hokies Become Bowl Eligible



**Pittsburgh**

9



No. 24 **Virginia Tech**

19

Lane Stadium/Worsham Field • Blacksburg, Va.

Oct. 12, 2013 • Attendance: 64,954

**BLACKSBURG** — Cody Journell kicked four field goals, and Virginia Tech's nationally ranked defense hounded Pittsburgh quarterback Tom Savage all afternoon, as the Hokies improved to 6-1 with a 19-9 ACC victory over the Panthers at Lane Stadium/Worsham Field.

Tech scored its only touchdown of the day on its first drive of the game, capping a 71-yard march with a 27-yard touchdown pass from quarterback Logan Thomas to true freshman tight end Calvin Cline.

Journell added a 48-yard field goal on the Hokies' second possession and the senior kicker added three more three-pointers in the second half to give Tech some breathing room.

The Panthers, who were riding a four-game winning streak against Tech, could never get on track against a swarming Tech defense that posted eight quarterback sacks. A field goal with 14 seconds left in the first half was all the visitor's could muster until a 9-yard touchdown run by Savage with 2:01 left in the game.

Thomas finished with 239 yards passing as Tech finished with a 315-210 edge in total offense. The Panthers, who were averaging 405 yards of total offense a game, managed just 23 yards on the ground. Tech's defense sacked Savage eight times on the day, a season-high.

### Game Notes

- True freshman tight end Calvin Cline hauled in a 27-yard pass from Logan Thomas to register his first collegiate touchdown. He had a career-high 65 yards receiving in the game.

- Cody Journell booted a career-long 48-yard field goal. His previous best was 42-yards on two occasions. His four field goals were a personal best for a single game, as were the five attempts.

- Defensive end Dadi Nicolas had a career-high seven tackles that included a personal-best three quarterback sacks.

- Tech failed to intercept a pass against the Panthers, ending a streak of 10 consecutive games with at least one pick.

- Punter A.J. Hughes had a career-best day with an average of 52.8 yards on four punts. Hughes has now registered a string of eight consecutive games with an average of 40 yards or more, tying the longest steak under Coach Frank Beamer.

### Final Statistics

Pittsburgh	0	3	0	6	—	9
Virginia Tech	10	0	6	3	—	19

VT (10:11 re 1st)	- Cline 27 pass from Thomas (Journell kick)
VT (4:29 re 1st)	- FG Journell 48
P (0:14 re 2nd)	- FG Blewitt 47
VT (9:50 re 3rd)	- FG Journell 37
VT (3:36 re 3rd)	- FG Journell 42
VT (3:27 re 4th)	- FG Journell 23
P (2:01 re 4th)	- Savage 9 run (Savage run failed)

Team Stats	P	VT	Individual Totals
First downs	11	17	<b>Rushing</b> — P, Bennett 7-31, Ibrahim 5-17, Boyd 1-3, Conner 2-1, Savage 11-(-29); VT, Thomas 16-27, Coleman 6-25, Edmunds 9-13, Knowles 1-12, Caleb 1-3, Rogers 1-0, Team 4-(-4).
Rushing yds.	26-23	38-76	<b>Passing</b> — P, Savage 13-28-0-187, Team 0-1-0-0; VT, Thomas 19-34-0-239.
Passing yds.	187	239	<b>Receiving</b> — P, Street 5-104, Weatherspoon 3-50, Boyd 2-20, Garner 2-17, Bennett 1-(-4); VT, Knowles 5-79, Cline 4-65, Byrn 4-46, Rogers 3-7, Stanford 2-35, Mangus 1-7.
Return yds.	19	45	
Passes	13-29-0	19-34-0	
Punts-avg.	8-44.9	4-52.8	
Fumbles-lost	0-0	2-0	
Penalties-yds.	7-53	4-45	
Time of poss.	25:49	34:11	
Sacks by	3-23	8-49	

## Game 8: Duke Takes Down Hokies To End Long Losing Streak



**Duke**

13



No. 16 **Virginia Tech**

10

Lane Stadium/Worsham Field • Blacksburg, Va.

Oct. 26, 2013 • Attendance: 63,326

**BLACKSBURG** — The Duke Blue Devils built a 13-0 lead during the first three quarters and made it stand up for a 13-10 ACC road win at No. 16 Virginia Tech. The win was the first-ever for Duke in Blacksburg and snapped a 12-game overall losing streak to the Hokies that dated back to 1982.

Kicker Ross Martin connected on field goals of 51 and 53 yards for the only scoring in the first half. Duke quarterback Anthony Boone capped a 63-yard drive with a 9-yard TD at the 6:14 mark of the third quarter.

Tech mounted a 16-play drive that reached the Blue Devils 1-yard line midway through the third quarter only to see an interception in the end zone stop its scoring bid. The Hokies finally got on the board with a 99-yard drive that ended with a 5-yard scoring run by Logan Thomas with 11 seconds left in the period. Tech added a field goal in the fourth but missed on a game-tying chance with 6:02 remaining.

The Hokies got the ball back at their 44-yard line with just under five minutes to go only to suffer their fourth interception of the game. The Blue Devils ran out the last 4:22 of the game for the victory. Duke, which also tossed four interceptions, won the game despite gaining just 91 yards on the ground and 198 yards overall, well below its season average of 452 yards per game.

Tech had 387 yards of offense in the game with Thomas accounting for 315, including 101 on the ground.

### Game Notes

- The win was Duke's first win on the road against a top-25 team since 1971, when the Blue Devils won at No. 10 Stanford, 9-3.

- The last time Tech threw four interceptions in a game was against Miami in 2001. The last time the Hokies recorded four or more interceptions in a game and lost was in 1992 when Rutgers threw six picks but still won 50-49.

- The loss to unranked Duke broke a 20-game winning streak against unranked teams. The last loss was to James Madison in 2010.

- True freshman Kendall Fuller had three interceptions in the game, giving him a Tech freshman-record five for the season. The last time a Tech player had three interceptions in a game was Jayron Hosley in 2010 against Russell Wilson and NC State. He became the 13th Tech player in modern history to record three picks in a game.

- Logan Thomas set a new Tech career record for rushing touchdowns by a quarterback when he ran 5 yards for a score against the Blue Devils. It was his 24th career rushing TD, surpassing Tyrod Taylor's mark of 23.

### Final Statistics

Duke	0	6	7	0	—	13
Virginia Tech	0	0	7	3	—	10

D (12:27 re 2nd)	- FG Martin 51
D (0:00 re 2nd)	- FG Martin 53
D (6:14 re 3rd)	- Boone 9 run (Martin kick)
VT (0:11 re 3rd)	- Thomas 5 run (Journell kick)
VT (9:23 re 4th)	- FG Journell 42

Team Stats	D	VT	Individual Totals
First downs	13	19	<b>Rushing</b> — D, Boone 11-44, Duncan 7-38, Connette 2-10, Snead 4-5, Powell 1-0, Team 3-(-6); VT, Thomas 24-101, Edmunds 12-44, Coleman 10-28.
Rushing yds.	28-91	46-173	<b>Passing</b> — D, Boone 7-25-4-107, Team 0-1-0-0; VT, Thomas 21-38-4-214.
Passing yds.	107	214	<b>Receiving</b> — D, Crowder 4-28, Deaver 2-29, Powell 1-40; VT, Knowles 4-69, Byrn 4-26, Coles 3-30, Coleman 3-17, Cline 2-30, Stanford 2-27, Edmunds 2-10, Mangus 1-5.
Return yds.	28	6	
Passes	7-26-4	21-38-4	
Punts-avg.	6-37.7	3-36.7	
Fumbles-lost	1-0	0-0	
Penalties-yds.	6-26	6-67	
Time of poss.	20:33	39:27	
Sacks by	0-0	1-18	



## Game 9: Turnovers Hurt Hokies On The Road



**Virginia Tech**

**27**



**Boston College**

**34**

Alumni Stadium • Chestnut Hill, Mass.

Nov. 2, 2013 • Attendance: 30,129

**CHESTNUT HILL, Mass.** - Boston College snapped a five-game losing streak to Virginia Tech with a 34-27, come-from-behind, ACC victory at Alumni Stadium. The Eagles scored 27 second-half points, including 17 off turnovers, in handing the Hokies their second-straight league loss.

After falling behind early, Tech took a halftime lead thanks to a touchdown run by Trey Edmunds and a 56-yard field goal by Cody Journell.

Tech took a 20-17 lead with 13:08 remaining in the game, but Boston College ripped off 17 unanswered points in a span of 4 minutes and 10 seconds to take a 34-20 lead midway through the fourth quarter.

A game-tying field goal was followed by a 33-yard interception return for a touchdown by Kevin Pierre-Louis and a 62-yard scoring burst by tailback Andre Williams.

Tech pulled within seven on a touchdown pass by Logan Thomas to Edmunds with 2:54 left, but saw its hopes dashed when Thomas was hit and fumbled on a third-down scramble with 1:21 remaining.

### Game Notes

- Logan Thomas became Virginia Tech's all-time leader in total offense during the game. His 429 yards of total offense, the third-highest single game total by a Tech player, pushed him by Tyrod Taylor (9, 213) for the all-time lead with 9,463 total yards.

- Receiver Joshua Stanford posted a career-high 171 yards receiving on six catches. His receiving yards tied him with Sidney Snell for the fifth-highest total in a single game at Tech. Snell had 171 yards against VMI in 1979.

- Cody Journell booted a 56-yard field goal in the game, the longest under Coach Frank Beamer. The kick tied Journell with Paul Engle for the third-longest field goal in Tech history.

- Junior rover Kyshoen Jarrett set a new career high with 11 tackles in the game.

### Final Statistics

Virginia Tech	0	10	7	10	—	27
Boston College	7	0	10	17	—	34
BC (1:25 re 1st)	- Williams 19 run (Freese kick)					
VT (5:15 re 2nd)	- Edmunds 1 run (Journell kick)					
VT (0:01 re 2nd)	- FG Journell 56					
BC (10:27 re 3rd)	- FG Freese 25					
VT (6:13 re 3rd)	- Cline 1 pass from Thomas (Journell kick)					
BC (1:20 re 3rd)	- Sinkovec 2 pass from Rettig (Freese kick)					
VT (13:08 re 4th)	- FG Journell 47					
BC (8:45 re 4th)	- FG Freese 43					
BC (7:00 re 4th)	- Pierre-Louis 33 interception return (Freese kick)					
BC (4:35 re 4th)	- Williams 62 run (Freese kick)					
VT (2:54 re 4th)	- Edmunds 22 pass from Thomas (Journell kick)					

#### Team Stats

	VT	BC
First downs	18	13
Rushing yds.	29-55	42-196
Passing yds.	391	93
Return yds.	13	91
Passes	24-41-2	11-14-0
Punts-avg.	3-46.7	6-40.8
Fumbles-lost	3-2	0-0
Penalties-yds.	6-50	1-5
Time of poss.	28:15	31:45
Sacks by	0-0	4-24

#### Individual Totals

**Rushing** — VT, Thomas 20-38, Edmunds 6-10, Coleman 3-7; BC, Williams 33-166, Rettig 2-20, Willis 4-14, Team 3-(-4).

**Passing** — VT, Thomas 24-41-2-391; BC, Rettig 11-14-0-93.

**Receiving** — VT, Stanford 6-171, Byrn 5-49, Edmunds 4-42, Cline 3-36, Coles 2-47, Knowles 2-35, Coleman 2-11; BC, Amidon 3-53, Sinkovec 3-19, Jackson 2-15, Miller 1-12, Crimmins 1-3, Willis 1-(-9).

### THE LAST TIME ...

- Virginia Tech beat a ranked AP team on the road was Nov. 26, 2011, a 38-0 win at No. 24 Virginia when Tech was ranked sixth in the country.
- Virginia Tech beat a ranked AP team on the road when not ranked was Oct. 2, 2010, a 41-30 win at No. 23 NC State.
- Virginia Tech beat a top-15 AP team on the road was Nov. 18, 2006, a 27-6 win at No. 14 Wake Forest when Tech was ranked 19th in the country.
- Virginia Tech beat a top-15 AP team on the road when not ranked was Oct. 7, 1989, a 12-10 win at No. 9 West Virginia. This is the only time it's happened in program history.

### LOOKING TO BUCK THE TREND

- Virginia Tech is 15-38 all-time on the road against AP top-25 opponents (14-20 under Beamer) and 4-28 against top-15 opponents (4-13 under Beamer). Miami is 14th in both major polls this week.
- When unranked, like it will be Saturday, Virginia Tech is 3-30 all-time on the road against AP top-25 opponents (2-13 under Beamer) and 1-23 against top-15 opponents (1-9 under Beamer). The only road games against ranked AP teams Tech has won when unranked are:

1968	at #18 Florida State	W, 40-22
1989	at #9 West Virginia	W, 12-10
2010	at #23 NC State	W, 41-30

### WHEN MIAMI'S RANKED AT HOME

- This will be the 10th time Virginia Tech will play at Miami (either in the Orange Bowl or what's now called Sun Life Stadium) when the Hurricanes are ranked in the top 25. In those games, Tech is 3-6. When unranked, Tech is 0-4. It will be the eighth time the Hokies will play at Miami when the Hurricanes are ranked in the top 15. In those games, Tech is 1-7. When unranked, Tech is 0-4.

- Here's a list of those games on Miami's turf between Tech and the 'Canes:

Year	Miami	VT ranked	Result
1968	#12 Miami	unranked	UM wins, 13-8
1981	#12 Miami	unranked	UM wins, 21-14
1987	#3 Miami	unranked	UM wins, 27-13
1993	#3 Miami	unranked	UM wins, 24-3
1996	#18 Miami	#21 VT	VT wins, 21-7
2000	#3 Miami	#2 VT	UM wins, 41-21
2002	#1 Miami	#18 VT	UM wins, 56-45
2004	#9 Miami	#10 VT	VT wins, 16-10
2010	#24 Miami	#14 VT	VT wins, 31-17

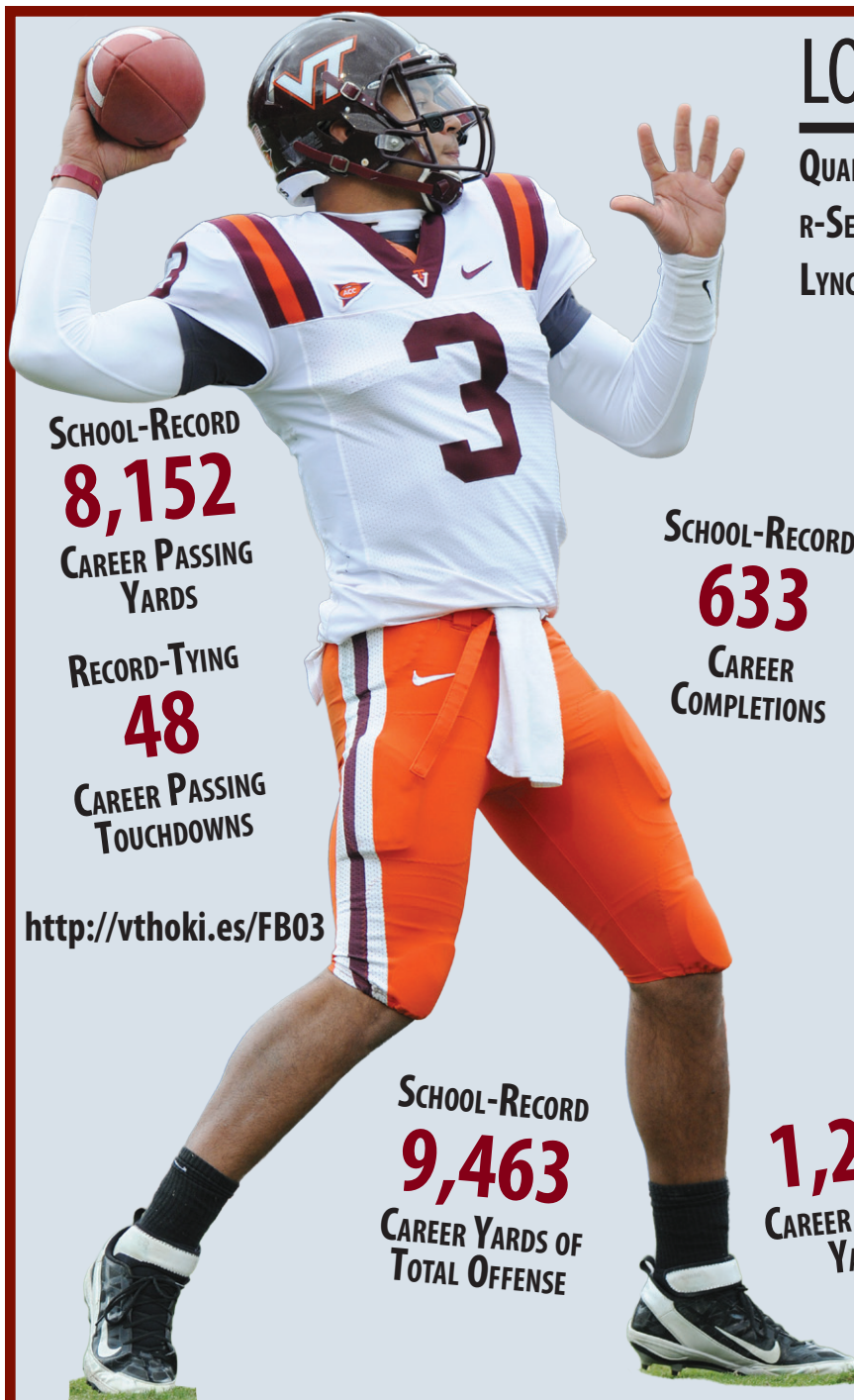
### CLINE COMING ON STRONG

- With three catches last week at Boston College, true freshman tight end Calvin Cline now has 20 receptions for 230 yards and two scores this season. The high school basketball star played just one year of high school football before committing to the Hokies in May ... well after National Signing Day. After not even dressing for the opener against Alabama and being scheduled for a redshirt, he's taken over the position and giving the Hokies an added threat.

- Here's a list of tight ends under head coach Frank Beamer who have caught 20 or more passes in a season:

Rec.	Player	Year	Yds.	TD
38	Steve Johnson	1987	475	3
26	Jeff King	2005	292	6
25	Jeff King	2004	304	4
22	Greg Boone	2008	278	2
21	Greg Daniels	1991	205	1
20	Andre Smith	2010	195	5
20	Calvin Cline	2013	230	2

- The Tech record for catches by a tight end in a season belongs to Hokie Hall of Famer and current Virginia Tech IMG Radio Network color analyst Mike Burnop, who had 46 receptions in 1971 for 558 yards and two scores, coming in just 11 games.



# LOGAN THOMAS

QUARTERBACK

R-SENIOR

LYNCHBURG, VA. • BROOKVILLE H.S.

## MOVIN' UP THE CHARTS

### Career Completions

1. Logan Thomas	2010-..... 633
2. Tyrod Taylor	2007-10 ..... 495

### Career rushing TDs by a QB

1. Logan Thomas	2010-..... 24
2. Tyrod Taylor	2007-10 ..... 23
3. Bob Schweickert	1962-64 ..... 21

### Career Total Offense

1. Logan Thomas	2010-..... 9463
2. Tyrod Taylor	2007-10 ..... 9213

### Career Passing Yards

1. Logan Thomas	2010-..... 8152
2. Tyrod Taylor	2007-10 ..... 7017

### Career Touchdown Passes

1. Bryan Randall	2001-04 ..... 48
Logan Thomas	2010-..... 48
3. Maurice DeShazo	1991-94 ..... 47
4. Tyrod Taylor	2007-10 ..... 44

### Consecutive Starts by a QB

1. Bryan Randall	2002-04 ..... 38
2. Logan Thomas	2011-..... 36
3. Tyrod Taylor	2008-10 ..... 31

SCHOOL-RECORD

**8,152**

CAREER PASSING  
YARDS

RECORD-TYING

**48**

CAREER PASSING  
TOUCHDOWNS

<http://vthoki.es/FB03>

SCHOOL-RECORD

**633**

CAREER  
COMPLETIONS

SCHOOL-RECORD

**9,463**

CAREER YARDS OF  
TOTAL OFFENSE

**1,266**

CAREER RUSHING  
YARDS

**6-ft-6**

254 POUNDS

**GRADUATED**

WITH A DEGREE IN  
HUMAN DEVELOPMENT

@Lthomas\_3

**36**

CONSECUTIVE  
STARTS AT QB

SCHOOL-RECORD

**24**

CAREER RUSHING  
TOUCHDOWNS  
BY A QB







## THOMAS THE TANK

• Senior quarterback **Logan Thomas** may be the tallest starting signal caller in school history, but he certainly had some shoes to fill in replacing four-year starter and 2010 ACC Player of the Year Tyrod Taylor. All Taylor did in four years was lead Tech to three ACC titles, set a school record for wins by a quarterback (34), and set career marks in total offense, passing yards and many more.

• Thomas has shown he is more than capable, breaking Taylor's school record for total offense in a season with 3,482 yards as a sophomore and then breaking his own record last year with 3,500 yards.

• The redshirt senior, who earned second-team All-ACC honors as a sophomore, was recruited as a tight end, but was moved to quarterback just before his first preseason camp and began the process of being groomed for the position.

• Thomas was a standout basketball player at Brookville High and received scholarship offers to play basketball at JMU, Duquesne, Liberty, Akron, Richmond and Tulane, but he decided to focus on football. He's also an avid golfer who likes to hit the links whenever he has free time.

## YOUNG FACES IN THE BACKFIELD

• While the Tech offense lost Ryan Williams and Darren Evans (2010) and David Wilson (2011) to the NFL over the past three years, it still boasts a talented, but young, arsenal under running backs coach **Shane Beamer**.

• Sophomore **J.C. Coleman**, at only 5-7, took over as Tech's starting tailback midway through last season and led the tailbacks with 492 yards rushing and had two rushing scores. He also had 21 receptions for 132 yards and a score and averaged 21.6 yards per kick return. He missed the opener with a sprained ankle.

• **Trey Edmunds** was impressive last preseason as a true freshman and almost earned a spot on the dress squad, but coaches ultimately felt they would be better off with him redshirting. He used the year to get bigger and after a breakout spring session, he earned the starting spot. The son of NFL Pro Bowler Ferrell Edmunds, the younger Edmunds posted a 4.37 in the 40 and had a 375-pound front squat this past offseason.

• In the opener against No. 1 Alabama, he broke off a 77-yard run for a touchdown and finished with 132 yards

for the game, becoming the first freshman to break 100 yards in his collegiate debut since Shyrone Stith gained 119 yards against Akron in 1996. It was also the most rushing yards in a college debut in school history.

• For the season, he's rushed for 447 yards on 125 carries with five touchdowns, plus a receiving score.

• **Chris Mangus** is a speedy player from North Carolina who redshirted last year. He was moved to wide receiver in preseason, but was moved back after an injury to Coleman. A big-play threat, he broke off a 76-yard touchdown run against Western Carolina.

• **Joel Caleb** was recruited as an athlete coming out of Clover Hill High after playing six different positions. The prep All-American spent last year as a wide receiver, but made the move to tailback during the first week of this year's preseason camp. At 6-feet-2, 205 pounds, Caleb gives the Hokies another big body at the position to complement Edmunds and picked up the position quickly.

## A REWARD FOR GOOD GRADES

• The Virginia Tech football team eats its Friday travel meals at The Farmhouse in order of grade-point average range. Those players who have graduated, as well as those players who maintain the highest grade-point average, eat all team meals first. Coach Beamer invites each player to eat, calling out his name and his GPA range, starting with the highest.

## THE LEADER OF THE D-LINE

• Senior defensive end **James Gayle** had a breakout season in 2011, earning All-ACC honors. He had 38 tackles, including 12.5 tackles for loss and seven sacks, along with 20 quarterback hurries that year. Last year, he had 43 tackles, including 11.0 for loss and five sacks, earning second-team All-ACC honors for the second year in a row.

• A physical monster, the 255-pound Hampton, Va., product has posted a 39.5-inch vertical and a 4.44 40-time. Gayle didn't seriously take up the sport of football until his sophomore year at Bethel High in Hampton. And he didn't play that season because of a hamstring injury.

• But his late start hasn't hurt thanks to the good genes passed down to him. Gayle's dad, Jimmy, played running back at Ohio State from 1979-82, and was named the 1981 Liberty Bowl most outstanding player.

• His uncle, Shaun Gayle, played 12 seasons in the NFL (1984-95) and was a member of the Chicago Bears squad that won Super Bowl XX in 1985. He also owns the distinction of returning the shortest punt for a touchdown in NFL history, when he returned a punt 5 yards for a touchdown against the New York Giants in a 1985 divisional playoff victory.

## A FAMILY ATMOSPHERE

• Defensive players **Ronny** and **Devin Vandyke** are just two of numerous Hokies on the roster to have family ties to the Tech football program.

• There are seven players on the team with brothers who either are playing or did play at Virginia Tech. **Derrick Hopkins** lined up next to his brother Antoine for three seasons along the defensive line. **David Wang** is the younger brother of former offensive tackle Ed Wang and redshirt junior lineman **Mark Shuman** is the younger brother of former starting center and current weight room

## CAREER STARTS & GAMES PLAYED

Name	Yr.	GP	GS
Alford, D.	r-Fr.	9	0
Arkema, M.	r-Jr.	14	2
Baron, W.	Fr.	9	0
Benedict, B.	r-Jr.	22	13
Bonner, D.	r-Jr.	35	26
Branthover, M.	Jr.	12	11
Burns, D.	r-Fr.	4	0
Bush, N.	r-Jr.	1	0
Byrn, W.	r-Jr.	19	6
Caleb, J.	r-Fr.	8	1
Caver, C.	r-Jr.	1	0
Clark, C.	Fr.	9	1
Clarke, D.	So.	11	0
Cline, K.	Fr.	8	3
Coleman, J.C.	So.	19	6
Coles, D.J.	r-Sr.	45	7
Collins, J.R.	r-Sr.	48	31
Conte, A.	r-Fr.	1	0
D'Antuono, E.	r-Fr.	9	9
DiNardo, D.	r-Jr.	35	0
Dyer, D.	r-Jr.	25	0
Edmunds, T.	r-Fr.	9	7
Edwards, T.	r-Sr.	44	24
Ekanem, K.	r-Fr.	7	0
Exum, A.	r-Sr.	42	34
Facyson, B.	Fr.	8	6
Farris, C.	Jr.	22	14
Frye, D.	So.	22	0
Fuller, Ke.	Fr.	9	9
Fuller, Ky.	Sr.	48	40
Gadell, G.	r-Jr.	16	0
Gayle, J.	r-Sr.	47	35
Gibson, L.	r-Jr.	21	2
Greene, D.	r-Fr.	9	0
Gresh, T.	Sr.	35	0
Harley, K.	r-So.	11	0
Hite, G.	r-So.	1	0
Hoepner, F.	r-Jr.	3	0
Hopkins, D.	Sr.	48	36
Hughes, A.J.	So.	22	22
Jackson, D.	r-Fr.	1	0
Jarrett, K.	Jr.	36	22
Journell, C.	r-Sr.	33	33
Keyserling, E.	r-Jr.	2	1
Knowles, D.	r-So.	22	8
Leal, M.	r-Jr.	7	0
Ludwig, M.	Fr.	7	7
Maddy, L.	Jr.	34	25
Mangus, C.	r-Fr.	9	2
Mapp, M.	r-So.	1	0
McCray, Z.	r-Jr.	35	0
McGlaughlin, J.	Fr.	9	9
McKinnon, D.	r-Fr.	8	0
Meyer, C.	r-Fr.	7	1
Miller, A.	r-Sr.	41	30
Motley, B.	r-Fr.	0	0
Nicolas, D.	r-So.	19	1
Parker, C.	Fr.	7	1
Redman, D.	r-So.	14	1
Riley, D.	So.	22	0
Rody, B.	r-Fr.	0	0
Rogers, S.	Fr.	9	2
Roth, M.	r-So.	20	0
Shaw, T.J.	r-So.	1	0
Shuman, M.	r-Jr.	8	0
Smiling, E.L.	r-Jr.	3	0
Smith, A.	r-Fr.	9	0
St. Germain, J.	r-Jr.	17	17
Stanford, J.	r-Fr.	10	8
Taylor, M.	r-So.	4	0
Thomas, L.	r-Sr.	43	36
Trimble, J.	r-So.	19	2
Tyler, J.	r-Sr.	49	27
Vandyke, D.	r-Fr.	1	0
Wang, D.	r-Jr.	25	19
Ward, R.	r-So.	1	0
Willenbrock, J.	r-Fr.	2	0
Williams, C.	r-Jr.	35	1
Williams, N.	r-Fr.	9	0
Wilson, T.	r-Sr.	48	5
Windmuller, H.	r-Fr.	1	0
Wright, J.	Fr.	9	0

## RUSHING = OUTCOME?

• Under head coach **Frank Beamer** (331 games), the Hokies are 191-40-2 when outrushing their opponents, 30-67 when being outrushed and 1-0 when the rushing total is even.

• In Tech's current 20-year bowl run (since 1993), Tech is 171-25 when outrushing its opponents, 26-42 when being outrushed and 1-0 when the rushing total is even.

• In its current 20-year bowl run (since 1993), Tech is 112-8 when rushing for 200 yards or more.

• Since the start of the 1999 season, Tech is 126-18 when outrushing its opponent and 19-30 when being outrushed.





assistant director Ryan Shuman.

- **Kyle Fuller** is a senior defensive back who started the past two years for the Hokies. He is joined on the team by his brother, **Kendall Fuller**. Both are younger brothers of former Hokie players Vincent Fuller, who played six seasons with the Tennessee Titans, and Corey Fuller, now with the Detroit Lions' practice squad:

- Quarterback **Logan Thomas** and tight end **Zack McCray** are first cousins as their mothers are sisters.

- Linebacker **Tariq Edwards** is the son of former Hokie football player Bo Campbell, who lettered from 1989-92.

- Redshirt freshman **Alston Smith** is the son of former Hokie and NFL Hall of Famer Bruce Smith.

- Redshirt freshman **Zach Snell** is the son of former Hokie wide receiver Donald Wayne Snell (1984-86) and the nephew of former Hokie receiver Sidney Snell (1977-80). He is also the cousin of Tech redshirt freshman quarterback **Brendan Motley**. Redshirt freshman punter **Hunter Windmuller** is the nephew of the late Denny Windmuller, a defensive back for Tech who lettered in 1978 and 1979.

- Freshman **Deon Newsome** is the son of Myron Newsome, who lettered in 1995 and 1996 and freshman **Kyle Chung** is the son of former Hokie lineman and current NFL assistant coach Eugene Chung while freshman **Woody Baron** is the nephew of former Tech player Jim Baron (1994-95).

- Over 20 sets of brothers have played for head coach Frank Beamer in his 27 years at Virginia Tech.

## WORKING HIS WAY BACK

- After moving from safety to cornerback last season, redshirt senior **Antone Exum** is looking to make a bigger move this year ... one back to the field.

- Last year, Exum made a move to cornerback in an experiment to try and get the best players in the secondary and he flourished. He played so well in his first action at corner that defensive secondary coach Torrian Gray made the move permanent. The move paid off as he led the team in interceptions, was MVP of the Russell Athletic Bowl and earned All-ACC honors.

- After deciding to come back for his senior year, Exum tore the ACL and lateral meniscus in his right knee in

January playing pick-up basketball on campus. Dr. James Andrews repaired the knee, but Exum missed all of spring practice. Exum was cleared by Dr. James Andrews on Sept. 30, and made his 2013 debut against Duke.

- Exum has already graduated from Tech with a degree in finance and is working on a second undergraduate degree in marketing.

## TECH'S KICKING TRADITION

- Senior **Cody Journell** is back for his senior year, looking to continue the recent string of success for Virginia Tech kickers. Since joining the ACC in 2004, Tech's kickers have combined to make 191 of 238 field-goal attempts (80 percent) with three earning All-ACC honors.

- Journell is a local product who hails from Ripplemead, about 30 minutes from campus. He came in with impressive credentials after earning prep All-America honors coming out of nearby Giles High School.

- Last year, he hit three game-winning field goals, including two in overtime and one as time expired in regulation.

- Journell is the first Tech principal place-kicker to sign an NLI and come in on scholarship since Shayne Graham signed with the Hokies in 1996 and went on to earn first-team All-Big East Conference honors in all four seasons as Tech's kicker before going on to a standout NFL career (now with Cleveland).

- For his career, Journell is 44-for-58 on field goals with a long of 56 yards and 95-for-100 on extra points. He made 20 of 25 field goals last season, earning honorable mention All-America honors from SI.com.

- He is also 6-for-7 on game-tying, lead-changing or game-winning field goals in the last three minutes of the fourth quarter or in overtime for his career. The only miss was a 51-yarder in the Russell Athletic Bowl (in a heavy rain) with the game tied late, but he later made the game-winner in overtime.

- Journell has already graduated with a degree in marketing management and is working on a second degree in finance.

## TAKING CARE OF WALK-ONS

- Virginia Tech has had a lot of success with walk-on players. John Engelberger was a starter for the San Francisco 49ers and Denver Broncos, while John Burke played in the Super Bowl with the New England Patriots in 1987. Cody Grimm went from a walk-on, to an All-American, to an NFL Draft pick of Tampa Bay in 2009.

- Current Tech walk-ons who have earned scholarships include **Michael Branthover**, **Charley Meyer**, **Josh Trimble**, **Griffin Hite**, **A.J. Hughes**, **Joe St. Germain**, **Jack Tyler**, **Derek DiNardo**, **Willie Byrn** and **Trey Gresh**.

- Will Montgomery (C, Washington Redskins) and Grimm are former Hokie walk-on who have seen starting action in the NFL recently.

## GETTIN' IT DONE IN THE CLASSROOM

- Of the 14 seniors on the 2013 roster, there are 10 Hokie graduates, with three others slated to graduate in December and one scheduled to graduate in May.

- Here's how the current seniors, listed alphabetically, stand: graduated: **D.J. Coles**, **J.R. Collins**, **Tariq Edwards**, **Antone Exum**, **James Gayle**, **Tony Gregory**, **Cody Journell**, **Andrew Miller**, **Logan Thomas** and **Tyrel Wilson**.

- Additionally, junior **David Wang** has already graduated (business degree in three years) and earned a second undergraduate degree this past summer. Junior **E.L. Smiling** graduated this past summer to bring the total number of graduates on the roster to 12.

- In 10 of the past 12 years, Tech has graduated at least 70 percent of its class.

- Since 2001, there have been 228 senior Tech football players on the roster with 213 earning their degree. That is over 93 percent.

## MAKING THE MOVE

- Senior **Andrew Miller** took over as the center two years ago and had a solid season in the middle of the line, but had his season cut short last year due to a broken foot he suffered against Duke. Now, he's being asked to move to guard for his final season, a move that new line coach Jeff

## OFFENSIVE LINE PLAY BREAKDOWN

(offensive plays only ... S-started; P-played; DNP-dressed, but did not play on offense; DND-did not dress; INJ-injured; R - redshirting; D - played defense that week)

	UA	WCU	ECU	MU	GT	UNC	Pitt	DU	BC	UM	MD	VA	2013	Career
M. Arkema	P/5	P/13	P/1	P/2	DNP	DNP	DNP	DNP	DNP				21	194
B. Benedict	P/5	P/62	S/77	S/89	S/40	S/60	S/49	S/87	S/61				530	1096
K. Chung	R	R	R	R	R	R	R	R	R				0	0
A. Conte	DNP	P/13	DNP	DNP	DNP	DNP	DNP	DNP	DNP				13	13
C. Farris	S/60	S/58	S/77	S/89	S/55	S/61	S/70	S/87	S/72				629	1086
L. Gibson	S/60	S/51	DNP	DNP	P/21	DNP	P/21	DNP	P/11				164	191
J. McLaughlin	S/60	S/58	S/77	S/89	S/55	S/60	S/70	S/87	S/72				628	628
M. Mapp	DND	P/13	DND	DND	DND	DND	DND	DND	DND				13	13
A. Miller	S/55	S/14	S/76	S/89	S/55	S/60	S/70	S/87	S/72				578	2003
P. Osterloh	DNP	DNP	DNP	DNP	DNP	R	R	R	R				0	0
M. Shuman	DNP	INJ	INJ	INJ	INJ	P/4	P/17	P/1	DNP				22	61
A. Smith	D	D	DNP	DNP	DNP	P/5	DNP	DNP	DNP				5	5
W. Teller	DNP	DNP	R	R	R	R	R	R	R				0	0
D. Wang	S/55	S/58	S/77	S/87	S/49	S/53	S/53	S/87	S/72				591	1148
R. Ward	DND	P/13	DND	DND	DND	DND	DND	DND	DND				13	13
J. Willenbrock	DND	DND	DND	DND	DND	DND	DND	DNP	DNP				0	0



## THIS IS VIRGINIA TECH FOOTBALL

- Head coach Frank Beamer is the winningest active coach in the Football Bowl Subdivision (FBS) with 264 victories and is sixth all-time among FBS coaches in terms of career victories – ahead of such legends as Woody Hayes, Bo Schembechler, Tom Osborne, LaVell Edwards, Hayden Fry and Lou Holtz.

- No coach among the 125 active Division I-A head football coaches has been at his current school longer for more consecutive years than Coach Beamer, as he is in his 27th season at the helm of the Hokies' program.

- Coach Beamer is one of 10 all-time coaches in Division I/FBS to win 200 or more games at one college. Currently, only 36 coaches at all levels are in this group.

- In 10 of the past 12 years, Virginia Tech has graduated at least 70 percent of its football class and had two Academic All-Americans in 2011. Since 2001, there have been 228 senior Tech football players on the roster with 213 earning their degree.

- During a 10-year span from (2002-2011), Virginia Tech had the ninth-most players taken in the NFL Draft of any school, according to DraftMetrics.

- Virginia Tech won 10 or more games in every year from 2004-2011, tied for the third-longest streak in the modern era. Tech has won 10 or more games 11 times over the past 14 seasons, and 13 of the past 17 seasons.

- With its trip to the Russell Athletic Bowl last year, Virginia Tech is now one of only three teams to go to 20 bowls in the past 20 seasons. The other two are Florida State (31) and Florida (22). Tech is bowl eligible this year already.

- Tech is one of only six programs in college football history to go to a bowl in at least 20 straight years, Nebraska (35), Michigan (33), Florida State (31; active), Alabama (25), Florida (22; active) and Tech (20; active).

- Head coach Frank Beamer is one of only four coaches all-time to lead a program to 20 or more straight bowl games, joining Bobby Bowden (Florida State, 28), Tom Osborne (Nebraska, 25) and Paul "Bear" Bryant (Alabama, 24).

- Virginia Tech has been a consistent winner since the mid-90s, winning an average of 9.3 games per year during the current streak of 20 straight seasons capped by bowl appearances.

- Since joining the ACC prior to the 2004 season, Virginia Tech has compiled an 97-33 overall record, the best mark of any school in the conference. Tech's 60-17 league record (63-19 if you count the title game outcomes) and four league crowns are also the best among league teams during that span.

- Since 1980, Tech is one of just eight schools to produce a No. 1 overall pick in the NFL at least twice. The other schools are Miami (2), Ohio State (2), Auburn (3), Southern Cal (2), Penn State (2), Stanford (2) and Oklahoma (2).

- Virginia Tech has 19 players on 53-man NFL rosters (10 starters), two on the practice squad and one on the injured reserve in 2013.

- During Coach Beamer's time in Blacksburg, the other 13 ACC football programs have employed a combined 63 head coaches. Beamer has face 122 different head coaches during his time in Blacksburg.

Grimes thinks will benefit him and the team.

- The Bassett, Va., native was a standout wrestler in high school and has competed for the Hokies' nationally ranked wrestling squad. Miller was a two-time Virginia Group AA state champion and was the No. 3-ranked heavyweight by *W.I.N. Magazine* following his senior year. He was also a first-team all-state selection in football.

- Miller has already graduated from Tech with a degree in agribusiness.

### PLAYING THROUGH THE PAIN

- Linebacker **Tariq Edwards** played through immense pain most of the second half of the 2011 season before undergoing surgery after the season to put a rod in his left tibia to relieve pain from a stress fracture in his shin.

- Even in pain, Edwards made a career-best 71 tackles that season, including 11.5 tackles for a loss and 3.5 sacks, along with two interceptions as he started all 14 games at linebacker to help hold together a front seven riddled by injuries. He suffered the stress fracture late in the season and played through it in the Sugar Bowl. He had another procedure done in last year's preseason, which set him back, but he made his first appearance in the fourth game of the season and played sparingly, most on kickoff coverage.

- The senior is back to full strength now and posted six tackles in the opener against top-ranked Alabama. Through nine games, he has 48 tackles, including six for loss and 1.5 sacks, to go along with an interception he picked up against East Carolina.

- Edwards has already graduated from Tech with a degree in psychology and is working on a second undergraduate degree in human development.

### TRIMBLE TAKES OVER

- **Josh Trimble** is the fourth brother in his family to play football at the FBS level, but the first to take a different path. Older brothers Jeremy, Jordan and Justin all played or play for Army. Jeremy is currently stationed in South Korea while Jordan just returned from a tour in Afghanistan. Justin is a senior at West Point.

- The four brothers are the son of former Bishop O'Connell football coach Steve Trimble, a Maryland defensive back who played four years in the NFL, who died of a heart attack in his school office in 2011. Trimble was a member of Maryland's 1976 ACC championship team and played for the Broncos and Bears in the early '80s.

- Trimble has gone from a walk-on to now the starting outside linebacker for the Hokies and earned a scholarship this preseason.

### HOKIE PRIDE

- Virginia Tech football has always prided itself on taking care of its players before, during and after their time in Blacksburg. A testament to the family atmosphere created is the roster of former Hokie players serving in some capacity with the football team in the athletic department.

Frank Beamer (*head coach*)  
 Shane Beamer (*assoc. head coach*)  
 Cornell Brown (*asst. coach*)  
 Mike Burnop (*radio color commentator*)  
 Cory Byrd (*SAASS coordinator*)  
 David Everett (*Hokie Club*)  
 Jarrett Ferguson (*strength & conditioning coach*)  
 John Graves (*G.A.; weight room*)  
 Torrian Gray (*asst. coach*)  
 Jermaine Holmes (*director, SAASS*)  
 James Hopper (*G.A. coach*)  
 John Moody (*Hokie Club*)  
 Mark Muncey (*G.A.; weight room*)  
 Greg Nosal (*G.A. coach*)  
 Keith Short (*strength & conditioning coach*)

- During Beamer's time in Blacksburg, the other 13 ACC programs have employed a combined 64 full-time head coaches.

- Five of his nine assistant coaches, plus two of the four GAs, played for him either at Murray State (Bud Foster, Charley Wiles) or Virginia Tech (Shane Beamer, Cornell Brown, Torrian Gray, plus GAs Greg Nosal and James Hopper).

### IMPRESSIVE GENES

- Center **David Wang** comes from athletic parents, both of whom were members of the Chinese Olympic team. Wang has already graduated with a pair of degrees from Tech, one in 2011 in management and another this past summer in marketing.

- He is the brother of former Hokie Ed Wang, who made history in April of 2010 by becoming the first Chinese American to be drafted by an NFL team when Buffalo took him in the fourth round. Ed and David were



featured on NFL China in 2010 as a crew came over from Beijing to do a story on American football.

• Tech also holds the distinction of having the first Korean American drafted by an NFL team as Eugene Chung was taken by New England in the first round of the 1992 Draft. His son, Kyle, is a freshman offensive lineman for the Hokies this season.

### THE FABULOUS FULLERS

• Virginia Tech has had plenty of success recruiting the household of Vincent and Nina Fuller up in Baltimore. There was Vincent, who went on to be drafted in the fourth round of the NFL Draft by Tennessee and spent eight years in the league. He played at Tech from 2001-04, recording eight career interceptions.

• In 2010, Kyle signed with the Hokies and has had a big impact on the program. For his career, he has 173 tackles, including 23.5 for loss and 4.5 sacks, six interceptions, four forced fumbles and a fumble recovery. He's a semifinalist for the 2013 Thorpe Award and was a Midseason First-Team All-American by SI.com.

• The second-oldest Fuller, Corey, took a different route to Blacksburg. He signed to run track at Kansas and competed for two years in Lawrence. He decided to give football a try and transferred to Tech in 2010, sitting out a year as required by the NCAA. He had a break-out year last season at receiver and ended up being drafted in the sixth round by the Detroit Lions.

• This past February, the youngest and final Fuller - Kendall - signed with the Hokies. He is a true freshman defensive back who is Tech's starting cornerback opposite Kyle and is Tech's nickel back, taking the spot of the outside linebacker, when teams go with three receivers.

• If Corey, Kyle and Kendall go on to have careers that afford them playing time in the NFL, the four of them will

become just the second group of four brothers to play in the NFL and the first group of four brothers to be drafted to the NFL out of the same college. Jim (Notre Dame), Joey (USC), Keith (USC) and Ross (Notre Dame) Browner are four brothers who played in the NFL in the late 1970s and 1980s, but went to different schools.

• Other notable brother combinations starting together on the same side of the ball for Tech were: Derrick and Antoine Hopkins at defensive tackle from 2010-12; Orion and Cam Martin (defensive end and whip linebacker, respectively) in the late 2000s; Kevin and Jonathan Lewis, starting defensive tackles side-by-side in 2002, and offensive linemen T.J. (RT) and Todd (LG) Washington in 1996.

### JACK IN THE BOX

• Linebacker **Jack Tyler** has proven to be quite the find for defensive coordinator Bud Foster, who had a heavy hand in recruiting Tyler as a recruited walk-on. Tyler has been invaluable for the Hokies, coming up big in several key games. In the 2010 ACC Championship game, he filled in for an injured Bruce Taylor in the second half against Florida State and contributed seven tackles – three of which went for losses.

• In 2011, he racked up 12 tackles in the win at Georgia Tech and topped that in last season's opener with a career-high 17 tackles against the Yellow Jackets in the Hokies' overtime win to earn ACC Linebacker of the Week honors. The 17 total stops are the most by a Tech defender since Michael Crawford had 18 against Texas A&M in 2003.

• Tyler earned first-team All-ACC honors from the coaches and second-team honors from ACSMA after the season. He had a team-high 119 tackles, including 13 for loss and 2.5 sacks, with three pass break ups and 13 quarterback hurries. Tyler has a team-leading 74 tackles on the season, including seven for loss and three sacks.

### Virginia Tech Football Conference Affiliations

- 1892-97: Independent
- 1898: Southern Intercollegiate Athletic Assoc.
- 1899-1906: Independent
- 1907-21: South Atlantic Intercollegiate Athletic Association
- 1922-64: Southern Conference  
1963 champions
- 1965-90: Independent
- 1991-2003: Big East  
1995 champions  
1996 co-champions  
1999 champions
- 2004-present: ACC  
2004 champions  
2007 champions  
2008 champions  
2010 champions

• He is the second linebacker from Oakton High to walk-on at Tech and go on to earn honors for the Hokies. Cody Grimm took the same route, earning All-America accolades his senior season, and played two years in the NFL for Tampa Bay.

### GIVING IT ONE MORE TRY

• Senior **D.J. Coles** had a personal-best 36 catches for 480 yards and three touchdowns in 2011, but had offseason knee surgery in 2012, which slowed him down. He tried to come back, but re-injured the knee in the first game against Georgia Tech last season and received a medical hardship waiver to return this season.

• A veteran in a young group, Coles has played in 46 games for his career (eight starts), catching 55 passes for 756 yards and eight touchdowns.

## 2013 STARTERS GAME BY GAME

Offense	FL	LT	LG	C	RG	RT	TE	QB	FB	TB	SE
Alabama	Knowles	McLaughlin	Farris	Wang	Miller	Gibson	Perez-Means	Thomas	Coles (WR)	Edmunds	Stanford
W. Carolina	Knowles	McLaughlin	Farris	Wang	Miller	Gibson	Perez-Means	Thomas	Rogers	Edmunds	Stanford
E. Carolina	Coles	McLaughlin	Farris	Wang	Miller	Benedict	Perez-Means	Thomas	Mangus (TB)	Edmunds	Stanford
Marshall	Byrn	McLaughlin	Farris	Wang	Miller	Benedict	Perez-Means	Thomas	Coles (WR)	Edmunds	Stanford
Georgia Tech	Knowles	McLaughlin	Farris	Wang	Miller	Benedict	Cline	Thomas	Coles (WR)	Mangus	Stanford
North Carolina	Knowles	McLaughlin	Farris	Wang	Miller	Benedict	Cline	Thomas	Byrn (WR)	Edmunds	Stanford
Pittsburgh	Knowles	McLaughlin	Farris	Wang	Miller	Benedict	Cline	Thomas	Byrn (WR)	Caleb (WR)	Stanford
Duke	Byrn	McLaughlin	Farris	Wang	Miller	Benedict	Redman	Thomas	Rogers	Edmunds	Stanford
Boston College	Byrn	McLaughlin	Farris	Wang	Miller	Benedict	Parker (WR)	Thomas	Meyer (WR)	Edmunds	Coles
Miami											
Maryland											
Virginia											
Defense	DE	DT	DT	DE	ILB	ILB	WHIP	CB	ROVER	FS	CB
Alabama	Gayle	Hopkins	Maddy	Collins	Tyler	Edwards	Ke. Fuller (NB)	Facyson	Jarrett	Bonner	Ky. Fuller
W. Carolina	Gayle	Hopkins	Maddy	Collins	Tyler	Edwards	Ke. Fuller (NB)	Facyson	Jarrett	Bonner	Ky. Fuller
E. Carolina	Gayle	Hopkins	Maddy	Collins	Tyler	Edwards	Ke. Fuller (NB)	Facyson	Jarrett	Bonner	Ky. Fuller
Marshall	Gayle	Hopkins	Maddy	Collins	Tyler	Edwards	Ke. Fuller (NB)	Facyson	Jarrett	Bonner	Ky. Fuller
Georgia Tech	Gayle	Hopkins	Maddy	Collins	Tyler	Edwards	Ky. Fuller (NB)	Facyson	Jarrett	Bonner	Ke. Fuller
North Carolina	Gayle	Hopkins	Maddy	Collins	Tyler	Edwards	Ke. Fuller (NB)	Facyson	Jarrett	Bonner	Ky. Fuller
Pittsburgh	Gayle	Hopkins	Maddy	Collins	Tyler	Edwards	Trimble	Ke. Fuller	Jarrett	Bonner	Ky. Fuller
Duke	Gayle	Hopkins	Maddy	Nicolas	Tyler	Edwards	Clark (NB)	Ke. Fuller	Jarrett	Bonner	Exum
Boston College	Gayle	Hopkins	Maddy	Collins	Tyler	Edwards	Trimble	Ke. Fuller	Jarrett	Bonner	Exum
Miami											
Maryland											
Virginia											



## PLAY BREAKDOWN

No.	Name	O	D	ST	T
1	Antone Exum	0	116	1	117
2	Donovan Riley	0	22	83	105
3	Logan Thomas	624	0	0	624
4	J.C. Coleman	132	0	10	142
4	Ken Ekanem	0	7	43	50
5	Joshua Stanford	483	0	1	484
6	Mark Leal	16	0	0	16
8	Detrick Bonner	0	566	32	598
9	Brenden Motley	0	0	0	0
11	Kendall Fuller	0	500	59	559
12	Trey Gresh	0	0	43	43
13	Brian Rody	0	0	0	0
14	Trey Edmunds	404	0	0	404
15	Joel Caleb	38	0	22	60
16	Carlis Parker	38	0	0	38
17	Kyle Fuller	0	436	68	504
18	D.J. Coles	178	0	2	180
19	Chuck Clark	0	78	115	193
20	Maurice Taylor	0	0	20	20
21	Chris Caver	0	6	0	6
22	T.J. Shaw	0	3	0	3
23	Der'Woun Greene	0	8	73	81
24	Tariq Edwards	0	547	51	598
25	Jerome Wright	14	0	38	52
26	Desmond Frye	0	30	65	95
27	A.J. Hughes	0	0	51	51
28	Chris Mangus	99	0	32	131
29	Ethan Keyserling	0	0	7	7
30	Mitchell Ludwig	0	0	30	30
31	Brandon Facyson	0	384	71	455
32	Josh Trimble	0	98	104	202
33	Darius Redman	108	0	127	235
34	Kyshoen Jarrett	0	545	76	621
35	Dahman McKinnon	0	0	51	51
36	Chase Williams	0	18	103	121
37	Fuller Hoepner	1	0	11	12
37	Zach Snell	0	0	0	0
39	Daniel Dyer	0	0	48	48
40	Deon Clarke	0	33	71	104
41	Derek DiNardo	0	12	80	92
42	J.R. Collins	0	346	61	407
44	Devin Vandyke	0	0	8	8
44	Colton Taylor	0	0	0	0
45	Sam Rogers	173	0	57	230
46	Hunter Windmuller	0	0	1	1
47	Greg Gadell	7	0	65	72
48	Nick Bush	0	3	0	3
49	Dakota Jackson	2	0	0	2
51	Jack Willenbrock	0	0	10	10
53	Drew Burns	0	0	27	27
55	Brent Benedict	530	0	38	568
58	Jack Tyler	0	562	67	629
59	Eddie D'Antuono	0	0	72	72
60	Woody Baron	0	89	24	113
62	Ross Ward	13	0	0	13
63	Laurence Gibson	164	0	38	202
64	Matt Arkema	21	0	0	21
65	Joe St. Germain	0	0	18	18
66	Tyrel Wilson	0	109	36	145
68	Marcus Mapp	13	0	0	13
69	Mark Shuman	22	0	0	22
71	Jonathan McLaughlin	628	0	38	666
72	Augie Conte	13	0	0	13
74	Andrew Miller	578	0	0	578
75	Alston Smith	5	6	42	53
76	David Wang	591	0	0	591
79	Caleb Farris	629	0	4	633
80	Demitri Knowles	490	0	29	519
81	Duan Perez-Means - x	165	0	33	198
82	Willie Byrn	335	0	11	346
83	Charley Meyer	50	0	18	68
85	E.L. Smiling	13	0	0	13
86	Zack McCray	5	0	57	62
87	Dewayne Alford	0	16	92	108
89	Cody Journell	0	0	40	40
90	Dadi Nicolas	1	220	47	268
91	Matt Roth	0	7	98	105
92	Luther Maddy	0	461	6	467
93	Kalvin Cline	393	0	3	393
95	Nigel Williams	0	101	46	147
97	Kris Harley	0	6	1	7
98	Derrick Hopkins	1	463	34	498
99	James Gayle	0	449	35	484

• In limited action this year, he has 16 catches for 249 yards, but has a team-leading five touchdown receptions and has a 15.6-yard-per-catch average.

## DOING GOOD DEEDS

• Head coach **Frank Beamer** is a strong believer in giving back to the community. He founded Herma's Readers in 2008 and last year, the team helped raise money for Wounded Warrior Project. Additionally, the team has raised money in the past to help support Breast Cancer Awareness and Ewing's sarcoma cancer.

• Herma's Readers is a non-profit organization that promotes the power of reading and literacy to youngsters during their formative years, grades K-3. The organization was formed as a tribute to Tech head football coach Frank Beamer's late mother, Herma, a teacher for over 30 years in the Commonwealth of Virginia. Herma's Readers has delivered over 21,000 new and used books collected at Virginia Tech football games to youngsters throughout the Commonwealth. Currently, Coach Beamer's program has also dispersed more than \$80,000 for new book purchases for children. That is a total of more than 53,000 new and used books.

• The Virginia Tech football team also raised money to support Wounded Warrior Project through the sale of camouflage Virginia Tech hats and wristbands. Wounded Warrior Project was created to raise awareness and enlist the public's aid as well as provide direct programs for the needs of injured service members.

## MORE IMPORTANT THINGS THAN FOOTBALL

• Junior **Kyshoen Jarrett** may be thriving at his rover position, but he knows there are way more important things in life than football.

• Jarrett's older brother, Daishawn Capers, has cerebral palsy and is legally blind. He is wheelchair-bound and needs help doing almost everything, relying on his brother and mother, Vinise Capers. In high school, Jarrett would often take care of Daishawn, either getting him ready for school in the morning or by watching him during the evenings when their mother was away.

• Though from Tannersville, Pa., Jarrett's mother and brother now live in North Carolina and come to almost every home game. Daishawn sits there waiting to hear his brother's name over the public address system, ready to cheer for his brother every time he makes a play.

• Jarrett is a converted cornerback who moved to the rover position in the spring of 2012 and now starts there while also seeing time as a punt returner.

• At Pittsburgh last season, he broke off a 94-yard punt return for a touchdown, the second-longest return in school history and the longest under head coach Frank Beamer. He averaged 13.9 yards per punt return last season, ninth-best in the FBS and was second on the team with 83 tackles.

## INTERNATIONAL RECEIVERS

• Two of Tech's main threats in its receiving corps aren't even from the United States. Sophomore **Demitri Knowles** hails from Freeport, Grand Bahamas in The Bahamas and redshirt freshman **Joshua Stanford** is from Mississauga, Ontario in Canada.

## START CHARTS

Offense	'13	Current Streak	Career
Arkema, M.	-	-	2
Benedict, B.	7	7	13
Byrn, W.	5	5	5
Caleb, J.	1	-	1
Coleman, J.C.	-	-	6
Coles, D.J.	4	1	7
Cline, K.	3	-	3
Edmunds, T.	7	2	7
Farris, C.	9	14	14
Gregory, T.	-	-	2
Gibson, L.	2	-	2
Knowles, D.	5	-	8
Malleck, R.	-	-	7
Mangus, C.	2	-	2
McLaughlin, J.	9	9	9
Meyer, C.	1	1	1
Miller, A.	9	9	30
Parker, C.	1	1	1
Redman, D.	1	-	1
Rogers, S.	2	-	2
Stanford, J.	8	-	8
Thomas, L.	9	36	36
Wang, D.	9	9	19

Defense	'13	Current Streak	Career
Bonner, D.	9	23	26
Clark, C.	1	-	1
Collins, J.R.	8	1	31
Edwards, T.	9	10	24
Exum, A.	2	2	34
Facyson, B.	6	-	6
Fuller, Ke.	9	9	9
Fuller, Ky.	7	-	40
Gayle, J.	9	9	35
Hopkins, D.	9	36	36
Jarrett, K.	9	22	22
Maddy, L.	9	11	25
Marshall, C.	-	-	5
Nicolas, D.	1	-	1
Trimble, J.	2	1	2
Tyler, J.	9	25	27
Vandyke, R.	-	-	2
Williams, C.	-	-	1
Wilson, T.	-	-	5

Specialists	'13	Current Streak	Career
Branthover, M. (KO)	1	1	11
D'Antuono, E. (LS)	9	9	9
Hughes, A.J. (P)	9	22	22
Keyserling, E. (PK)	1	-	1
Ludwig, M. (KO)	6	-	6
Journell, C. (PK)	8	5	33
St. Germain (LS)	5	-	18

## STARTED EVERY GAME IN 2013

**Offense (6):** Farris, McLaughlin, Miller, Stanford, Thomas, Wang

**Defense (8):** Bonner, Edwards, Ke. Fuller, Gayle, Hopkins,

Jarrett, Maddy, Tyler

**Specialists (2):** D'Antuono, Hughes

## LONGEST ACTIVE STREAKS

Derrick Hopkins	36
Logan Thomas	36
Jack Tyler	25
Detrick Bonner	23





• Knowles was born and raised in The Bahamas and grew up competing in swimming and track before moving to Lynchburg, Va., to try his hand at football. After spending just two seasons at Liberty Christian Academy playing a sport he really knew nothing about before he was 14 years old, Knowles is making strides in the game.

• Knowles' only exposure to the game before his high school years – other than watching Miami Dolphins and Miami Hurricanes games on television – was playing it in his backyard.

• But then, Devard Darling, a native of The Bahamas and a former Florida State and Washington State receiver who was on NFL rosters for seven seasons with the Baltimore Ravens, Kansas City Chiefs and Houston Texans, brought a football camp to Freeport. Knowles attended the camp, and won Most Valuable Player honors. He was hooked and moved to Virginia for his final two years of high school, where his speed caught the eye of Virginia Tech coaches.

• Knowles caught a 42-yard touchdown midway through the fourth quarter of Virginia Tech's 20-17 overtime win against Georgia Tech in last year's season-opener.

• Stanford, a Canadian born and bred, eschewed his first love, hockey, because it was too expensive, so he migrated toward football.

• Because of a situation back home in Canada, his parents decided it'd be best for him to move south to live with family friends in Georgia when he was 15. There is where his game really took off. Stanford's recruiting heated up late and Virginia Tech got a verbal from him late, right before the 2012 signing day.

• Stanford impressed in preseason camp and played early on, but got his knee rolled up on against Austin Peay in the second week, which ended his season. Tech applied for a medical hardship waiver for him to preserve his freshman season. He had 171 yards receiving - tied for the fifth-most in Tech history for a single game.

### PLAYING FOR HIS BROTHER

• Every time offensive lineman **Brent Benedict** takes the field, he says he is playing for his brother, Heath, who died unexpectedly of an enlarged heart in March of 2008, just weeks before the NFL Draft.

• The older Benedict, also an offensive lineman, originally signed with the University of Tennessee, but transferred to Newberry (S.C.) College, where he was a two-time Little All-American. He was projected as a mid-rounder in the NFL Draft and was the first Division II player since 2004 to take part in the Senior Bowl.

### FRESHMEN MAKING HISTORY

• **Jonathan McLaughlin** made history at Virginia Tech, becoming the first true freshman to start any game at left tackle under head coach Frank Beamer when he got the nod against top-ranked Alabama.

• The South Carolina native enrolled at Tech in January after a semester at Fork Union and quickly moved up the depth chart. He continued his impressive play in the fall and earned the starting spot at left tackle.

• The last true freshman to start in the opening game on the offensive line was Sergio Render in 2006 at right guard. He would go on to start 52 games during his career at Tech. Prior to McLaughlin, he was the last true freshman to start anywhere on the offensive line for the Hokies.

• The last true freshman to start any game at offensive tackle for Tech was Jimmy Martin, who started the last six

## ON THE ACTIVE LISTS

### Interceptions

Antone Exum	6
Kyle Fuller	6
Kendall Fuller	5
Detrick Bonner	4
Tariq Edwards	4
Brandon Facyson	4
Kyshoen Jarrett	2
J.R. Collins	1
Derek DiNardo	1
Kris Harley	1
Donovan Riley	1
Dadi Nicolas	1

### Blocked Kicks

Tony Gregory	2
Kyle Fuller	1
Derrick Hopkins	1

### Non-Offensive Touchdowns

Detrick Bonner	1
Derek DiNardo	1
Kyle Fuller	1
Kyshoen Jarrett	1
Demitri Knowles	1

games at right tackle during the 2002 season.

• McLaughlin is the first true freshman to start a game at left tackle under Beamer and the first true freshman to start an opening game at either tackle position under Beamer.

• No true freshman had ever started the opening game at cornerback under Coach Frank Beamer until **Brandon Facyson** got the nod against Alabama at field corner. Antonio Banks was the last true freshman to start a season opener in the secondary and that came at free safety in the 1993 season opener.

• Tech opened the Alabama game in a nickel package, meaning two true freshmen started in the secondary: **Kendall Fuller** as the nickel back and Facyson at the field corner spot. Fuller has started all nine games, recording 37 tackles, a Tech freshman-record five interceptions

## HOKIES IN THE NFL

Name	Team	GP/GS
James Anderson	Chicago	8 GP/8 GS
Nick Becton	San Diego	1 GP/0 GS
Jarrett Boykin	Green Bay	8 GP/2 GS
Duane Brown	Houston	6 GP/6 GS
Roc Carmichael	Philadelphia	5 GP/0 GS
Kam Chancellor	Seattle	8 GP/8 GS
Danny Coale <sup>PS</sup> C	Indianapolis	
Brandon Flowers	Kansas City	7 GP/7 GS
Corey Fuller <sup>PS</sup>	Detroit	
Shayne Graham <sup>C</sup>	Pittsburgh	
DeAngelo Hall	Washington	8 GP/8 GS
Jayron Hosley	NY Giants	4 GP/0 GS
Jeff King <sup>IR</sup>	Arizona	
Will Montgomery	Washington	8 GP/8 GS
Joshua Morgan	Washington	7 GP/2 GS
Vinston Painter <sup>PS</sup>	Denver	
Eddie Royal	San Diego	8 GP/4 GS
Andre Smith	Dallas	3 GP/0 GS
Darryl Tapp	Washington	6 GP/0 GS
Bruce Taylor <sup>PS</sup> C	Arizona	
Tyrod Taylor	Baltimore	0 GP/0 GS
Michael Vick	Philadelphia	6 GP/6 GS
Ryan Williams	Arizona	0 GP/0 GS
David Wilson	NY Giants	5 GP/4 GS
Jason Worilds	Pittsburgh	8 GP/4 GS

PS - practice squad; IR - injured reserve; C - cut since season started

### COACHES/STAFF

Bruce Arians	Arizona Head Coach
Malcolm Blacken	Washington Dir. of Player Develop.
Eugene Chung	KC Asst. Off. Line
Keith Gray	Phi. Asst. S&C Coach
Chris Peduzzi	Phi. Head Athletic Trainer
Nick Rapone	Arizon Defensive Backs
Nick Sorensen	Sea Special Teams
Todd Washington	Balt. Assistant Off. Line

## THE LUNCH PAIL D

*During Bud Foster's 241-game tenure as defensive/co-defensive coordinator, Tech has ...*

- had 46 different defensive players score touchdowns.
- scored 72 touchdowns (49 on pass interceptions, 22 on fumble returns and one on a fumble recovery).
- held opponents to an average of 107.8 yards rushing and 16.8 points per game.
- been nationally ranked in the top five of a major defensive category 35 times. The Hokies finished No. 1 in total defense in 2005 and 2006, second in 2001 and third in 1999.
- pitched 28 shutouts.
- had at least one defensive player earn All-America honors from some publication in 16 of 18 seasons. Four players gained A-A recognition in 1999 and three were honored in 2001.
- produced six first-team All-Americans and 11 others who have earned second- or third-team All-America honors from one of the recognized groups.
- had 35 players drafted by NFL teams.
- produced its first Lombardi Award winner and its first Nagurski Trophy winner in Corey Moore.
- produced two BIG EAST defensive players of the year – Corey Moore, who earned the honor in both 1998 and 1999, and Cornell Brown, who won it in 1995.
- featured 10 players who have recorded nine or more interceptions in their career.

## TECH PLAYERS WITH NFL FATHER CONNECTIONS

### Current Players

Kyle Chung (Eugene Chung)  
 Calvin Cline (Mike Cline)  
 Trey Edmunds (Ferrell Edmunds)  
 Josh Trimble (the late Steve Trimble)  
 Alston Smith (Bruce Smith)  
 Chase Williams (Gregg Williams)  
 Tyrel Wilson (James Wilson)

### Former Players

Beau, Blake and Brett Warren (Don Warren)  
 Chad and Cody Grimm (Russ Grimm)  
 Chad Beasley (Tom Beasley)  
 Jeron Gouveia-Winslow (Kurt Gouveia)  
 Billy Hardee, III (Billy Hardee, Jr.)  
 Kenny Lewis, Jr. (Kenny Lewis, Sr.)  
 Jake Patten (Joel Patten)  
 Ken, Jr. and Jason Barefoot (Ken Barefoot, Sr.)  
 Jim Pyne (George Pyne)



(including three against Duke) and six break ups.

• Facyson, who has aspirations to be a heart surgeon, enrolled in January after graduating high school early, while Fuller enrolled for Summer II. The Georgia native has been a playmaker thus far, recording four interceptions on the year.

• **Sam Rogers** entered camp as a walk-on fullback in the No. 4 position on the depth chart, but enters the season as the starter at the position. He chose to walk-on at Tech over scholarship offers at Bucknell and St. Francis, as well as walk-on opportunities at Virginia, Richmond and William & Mary. At 5-foot-10, 220 pounds, Rogers did it all for Hanover High in Mechanicsville (outside Richmond), playing quarterback, receiver, running back and multiple positions on defense, earning first-team all-state honors as a utility player. His brother, Ben, was an All-America center on the Division III level for Hampden-Sydney College.

• True freshman **Kalvin Cline** didn't sign with the Hokies in February and didn't accept a scholarship offer until May. The Florida native played just one year of high school after starring in basketball, but has caught on to the sport quickly. In his short time on campus, he has rocketed up the depth chart, catching 20 passes for 230 yards and two touchdowns.

• His father, Mike, played football at Arkansas State before being drafted by the Green Bay Packers.

#### THE LEADER OF THE DEFENSE ... AND OF HIS FAMILY

• Junior free safety **Detrick Bonner** is the quiet quarterback of the Hokie defense as the leader in the secondary. He's also the leader of his family. The Georgia native has six siblings and was often in charge of the children while his mother worked long hours. One of his younger brothers, Alvin Hill plays, defensive back for the University of Maryland.

• He picked off two passes against Western Carolina, returning one for a touchdown against the Catamounts.

#### SCORING IN DIFFERENT WAYS

• During Frank Beamer's time at Tech, a player at every position on the defensive unit has produced at least one touchdown, and 39 different players have scored touchdowns while playing on Tech's special teams.

• Altogether, the defense and special teams have combined for 134 TDs since Beamer arrived in 1987.

• Under Beamer, Tech's defense has scored 83 TDs (55 on interceptions, 26 on fumble returns, two on fumble recoveries). The special teams have added 51 TDs (18 on blocked punts, 19 on punt returns, nine on kickoff returns, four on blocked field goals, one on a fumble recovery).

• Under Beamer, 85 different players on defense and special teams have scored TDs. André Davis had four, Victor Harris had five and DeAngelo Hall led the way with seven.

#### THE STORIED LUNCH PAIL

• Taken with the Hokies wherever they go is the storied lunch pail. The Pail served as the inspiration for Tech's record-setting 1995 defense, symbolizing Tech's blue collar approach to defensive football. Every year since, a member of the defense has been responsible for toting a new Pail.

• Coach Rod Sharpless, then the co-defensive coordinator along with Bud Foster, brought a lunch pail back from New Jersey and they decided that it would become the symbol of the 1995 defense. Sharpless' mother-in-law found the now famous original lunch pail in Mercerville, N.J., where it had belonged to a coal miner.

• The players put the unit goals, weekly goals, the keys to success for the week and a signed mission statement before the season in the Pail ... plus the turf from road wins.

#### HOKIES WITH NFL TIES

Current Player(s)	Tie
WOODY BARON	uncle, <b>James Baron</b> , played at Tech before playing in the NFL with Detroit and Chicago
KYLE CHUNG	father, <b>Eugene Chung</b> , played at Tech before playing in the NFL with New England, Jacksonville and Indianapolis. He is currently the offensive line assistant of the Kansas City Chiefs.
Kalvin Cline	father, <b>Mike Cline</b> , was drafted by the Green Bay Packers.
TREY EDMUNDS	father, <b>Ferrell Edmunds</b> , played seven seasons in the NFL as a tight end, earning two Pro Bowl nods
KYLE AND KENDALL FULLER	brother, <b>Vincent Fuller</b> , played six seasons as a defensive back for the Tennessee Titans while brother <b>Corey Fuller</b> is on the Detroit Lions practice squad
JAMES GAYLE	uncle, <b>Shaun Gayle</b> , played 12 seasons in the NFL, 11 for the Chicago Bears (1984-1994), and was a member of the Bears squad that won Super Bowl XX in 1985
JOSH TRIMBLE	late father, <b>Steve Trimble</b> , played four seasons in the NFL - three with the Denver Broncos, one with the Chicago Bears - as a free safety
ALSTON SMITH	father, <b>Bruce Smith</b> , was a standout player for the Hokies before going on to star in the NFL. The all-time sacks leader was inducted in to the NFL Hall of Fame in 2010
DAVID WANG	brother, <b>Ed Wang</b> , was drafted by the Buffalo Bills in 2010 as an offensive tackle
CHASE WILLIAMS	father, <b>Gregg Williams</b> , was the defensive coordinator of the 2010 World Champion New Orleans Saints
TYREL WILSON	father, <b>James Wilson</b> , signed as an UFA with Detroit

#### A NEW HOKIEVISION

A new version of "HokieVision" was installed this past summer, replacing a 13-year-old structure in the north end zone of Lane Stadium.

- The new video board is manufactured by Panasonic.
- The dimensions are 45'H x 95'W (4,275 square feet), making it the 11th-largest **on-campus** video board in the FBS.
- The board is completely free-standing and is not attached to the stadium in any capacity.
- It is a true 19mm 1080i HD video board.
- The dimensions of old video board were 22'H x 38'W.
- A new Daktronics line array sound system was installed on both sides of the board to make it appear even wider. The speakers are able to be aligned in a way for more even coverage throughout the stadium.
- The control room with all the equipment to run the LED is located in the Merryman Center and the people running the board aren't even in the stadium.

#### BLACKSBURG HISTORY

<b>All-Time Record (1892-present)</b>	<b>703-443-46</b>
<b>In Blacksburg (1892-present)</b>	<b>365-102-13</b>
Behind Lane Hall (1892)	1-0-0
Sheib Field (1894-1901)	13-1-0
Gibboney Field (1902-08)	19-2-0
Miles Field (1909-25)	60-3-3
Miles Stadium (1926-64)	67-25-4
Lane Stadium (1965-present)	205-71-6
<i>Under Beamer (1987-present)</i>	131-34-1

#### FRESHMAN INTERCEPTIONS UNDER BEAMER

Kendall Fuller	2013	5	9 games
Eric Green	2000	4	12 games
Brandon Facyson	2013	4	8 games
Antonio Banks	1993	3 *	12 games
Tyronne Drakeford	1990	3	11 games
Torrian Gray	1993	3	12 games
DeAngelo Hall	2001	3	12 games

\* - had an additional interception in the bowl game before the NCAA recognized bowl statistics, which would have given him four for the year; officially had three interceptions.

#### CAREER CONSECUTIVE START STREAK (POSITION PLAYERS)

48	Billy Conaty (1993-96)	OL
47	Chris Malone (1992-95)	OL
45	Jimmy Martin (2002-05)	OL
44	Vince Hall (2004-07)	LB
42	Jaymes Brooks (2008-11)	OL
	Jonathan Lewis (2002-05)	DL
41	Kam Chancellor (2006-09)	DB
40	Duane Brown (2004-07)	OL
	Nathaniel Adibi (2000-03)	LB



## TOUCHDOWNS BY DEFENSE & SPECIAL TEAMS

**1987:** Jon Jeffries, 92-yd. kickoff return vs. Clemson; Don Stokes, recovered blocked punt in end zone vs. Syracuse; Randy Cockrell (ilb), 90-yd. interception return vs. Navy.

**1988:** Don Stokes, recovered blocked punt in end zone vs. Southern Miss; Jock Jones, recovered blocked punt in end zone vs. West Virginia; Roger Brown (cb), 55-yd. interception return vs. South Carolina; Leslie Bailey (ilb), 19-yd. interception return vs. South Carolina.

**1989:** Marcus Mickel, 90-yd. kickoff return vs. Clemson; Jock Jones (olb), 55-yd. interception return vs. Tulane; Roger Brown (cb), 55-yd. interception return vs. North Carolina State.

**1990:** The '90 season marked the first and only season to date during Beamer's tenure that Tech failed to score at least one TD on either defense or special teams.

**1991:** P.J. Preston (olb), recovered fumble in end zone vs. Oklahoma; Ken Landrum, 18-yd. blocked punt return vs. Cincinnati; Kirk Alexander (fs), 95-yd. interception return vs. Cincinnati.

**1992:** Tyronne Drakeford (cb), 40-yd. interception return vs. East Carolina; Tony Kennedy, 91-yd. kickoff return vs. Louisville; Ken Brown (olb), 18-yd. interception return vs. Rutgers.

**1993:** William Ferrell, 7-yd. blocked punt return vs. Rutgers; DeWayne Knight (olb), 23-yd. fumble return vs. Syracuse; Jeff Holland (dt), 8-yd. fumble return vs. Virginia; Lawrence Lewis (de), 20-yd. fumble return vs. Indiana; Antonio Banks, 80-yd. blocked field goal return vs. Indiana.

**1994:** Torrian Gray (rov), 66-yd. interception return vs. Boston College; Stacy Henley, 25-yd. blocked punt return vs. Temple; Lawrence Lewis (de), 60-yd. fumble return vs. East Carolina; Antonio Freeman, 80-yd. punt return vs. Pittsburgh.

**1995:** Jermaine Holmes, recovered blocked punt in end zone vs. Akron; Hank Coleman (de), 51-yd. fumble return vs. Rutgers; Myron Newsome (ilb), 71-yd. interception return vs. Rutgers; Larry Green (cb), 37-yd. interception return vs. West Virginia; Jim Baron (dt), 46-yd. fumble return vs. Temple; J.C. Price (dt), 19-yd. interception return vs. Temple; Antonio Banks (cb), 65-yd. interception return vs. Virginia; Bryan Still, 60-yd. punt return vs. Texas; Jim Baron (dt), 20-yd. fumble return vs. Texas.

**1996:** Cornelius White, 60-yd. blocked punt return vs. Syracuse; Keion Carpenter (fs), 100-yd. interception return vs. Miami.

**1997:** Carl Bradley (dt), recovered fumble in end zone vs. Rutgers; Pierson Prioleau (rov), 43-yd. fumble return vs. Rutgers; Lorenzo Ferguson (fs), 84-yd. interception return vs. Arkansas St.; Anthony Midget (cb), 22-yd. fumble return vs. Pittsburgh.

**1998:** Keion Carpenter (fs), 16-yd. interception return vs. Pittsburgh; Pierson Prioleau (rov), 85-yd. interception return vs. Boston College; Marcus Gildersleeve, recovered blocked punt in end zone vs. UAB; Ricky Hall, 17-yd. blocked punt return vs. West Virginia; Ricky Hall, recovered blocked punt in end zone vs. Syracuse; Loren Johnson (cb), 78-yd. fumble return vs. Syracuse; Ike Charlton (cb), 26-yd. interception return vs. Rutgers; Jamel Smith (lb), 98-yd. interception return vs. Rutgers; Anthony Midget (cb), 27-yd. interception return vs. Alabama.

**1999:** Ike Charlton (cb), 34-yd. interception return vs. Clemson; Corey Moore (de), 32-yard fumble return vs. Clemson; Cory Bird (rov), 26-yd. fumble return vs. Syracuse; Phillip Summers (rov), 43-yd. interception return vs. Syracuse; Tee Butler, recovered fumble by punter in end zone vs. Syracuse; Ricky Hall, 64-yd. punt return vs. Miami; Ike Charlton (cb), 51-yd. fumble return vs. Miami; Larry Austin (cb), 31-yd. interception return vs. Temple.

**2000:** Willie Pile (fs), 11-yd. interception return vs. Akron; Cory Bird, 9-yd. blocked punt return vs. East Carolina; André Davis, 87-yd. punt return vs. East Carolina; André Davis, 71-yd. punt return vs. Boston College; André Davis, 76-yd. punt return vs. WVU; Nathaniel Adibi (de), 36-yd. fumble return vs. UCF.

**2001:** Channing Reed (dt), 8-yd. fumble return vs. Rutgers; Kevin McCadam (rov), 69-yd. interception return vs. UCF; André Davis, 55-yd. punt return vs. UCF; Jim Davis (de), 27 yd. interception return vs. West Virginia; Kevin McCadam (rov), 9-yd. fumble return vs. Boston College; Ronyell Whitaker, 71-yd. blocked field goal return vs. Pittsburgh; Brandon Manning, 22-yd. blocked punt return vs. Miami.

**2002:** DeAngelo Hall, 69-yd. punt return vs. Arkansas State; DeAngelo Hall (cb), 49-yd. interception return vs. Arkansas State; Jason Lallis (dt), 59-yd. fumble return vs. Arkansas State; Alex Markogiannakis (ilb), 25-yd. fumble return vs. Western Michigan; DeAngelo Hall, 51-yd. punt return vs. Rutgers; Darryl Tapp, 11-yd. blocked punt return vs. Virginia; Willie Pile (fs), 96-yd. interception return vs. Miami.

**2003:** Jason Lallis (dt), 45-yd. interception return vs. UCF; Eric Green (cb), 84-yd. interception return vs. UConn; Mike Imoh, 91-yd. kickoff return vs. UConn; Chris Clifton, 16-yd. blocked punt return vs. UConn; Jimmy Williams (fs), 55-yd. interception return vs. Rutgers; DeAngelo Hall, 58-yd. punt return vs. Syracuse; DeAngelo Hall, 60-yd. punt return vs. Syracuse; Vincent Fuller (cb), 50-yd. fumble return vs. WVU; DeAngelo Hall (cb), 28-yd. fumble return vs. Miami; Eric Green (cb), 51-yd. interception return vs. Miami; DeAngelo Hall, 52-yd. punt return vs. Cal.

**2004:** Jason Lallis (de), 28-yd. fumble return vs. Western Michigan; Brandon Flowers (cb), 38-yd. interception return vs. Western Michigan; Vincent Fuller, 74-yd. blocked field goal return vs. West Virginia; Bl. Warren (ilb), 46-yd. interception return vs. Florida A&M; Roland Minor (cb), 64-yd. interception return vs. Georgia Tech; Jimmy Williams (cb), 34-yd. interception return vs. Maryland.

**2005:** Roland Minor (cb), 23-yd. interception return vs. Duke; D.J. Parker, 78-yd. blocked field goal return vs. Georgia Tech; Xavier Adibi (ilb) 25-yd. interception return vs. Georgia Tech; Chris Ellis (de), 29-yd. interception return vs. Georgia Tech; Vince Hall (ilb) 15-yd. fumble return vs. Marshall; Vince Hall (ilb) 13-yd. interception return vs. Boston College; James Anderson (olb) 39-yd. interception return vs. Louisville.

**2006:** Brenden Hill (olb), 69-yd. interception return vs. North Carolina; Eddie Royal, 58-yd. punt return vs. Duke; Victor "Macho" Harris (cb), 72-yd. interception return vs. Cincinnati; Noland Burchette (de), 15-yd. fumble return vs. Kent State; Xavier Adibi (ilb), 35-yd. fumble return vs. Wake Forest.

**2007:** Victor "Macho" Harris (cb), 17-yd. interception return vs. East Carolina; Brandon Flowers (cb), 49-yd. interception return vs. William & Mary; Eddie Royal, 60-yd. punt return vs. William & Mary; D.J. Parker (fs), 32-yd. interception return vs. Clemson; Eddie Royal, 82-yd. punt return vs. Clemson; Victor "Macho" Harris, 100-yd. kickoff return vs. Clemson; Chris Ellis (de), 5-yd. interception return vs. Florida State; Xavier Adibi (lb), 40-yd. interception return vs. Boston College; Justin Harper, 84-punt return vs. Kansas.

**2008:** Stephan Virgil (cb), 30-yd. fumble return vs. East Carolina; Brett Warren (ilb), 36-yd. interception return vs. Boston College; Victor "Macho" Harris (cb), 55-yd. interception return vs. Boston College; Victor "Macho" Harris (cb), 23-yd. interception return vs. Duke; Orion Martin (de), 17-yd. fumble return vs. Boston College.

**2009:** Dyrell Roberts, 98-yd. kickoff return vs. Alabama; Jayron Hosley, 64-yd. punt return vs. Marshall; Matt Reidy, 1-yd. blocked punt return vs. Miami; Rashad Carmichael (cb) 22-yd. interception return vs. Boston College.

**2010:** Rashad Carmichael (cb), 68-yd. interception return vs. East Carolina; David Wilson, 92-yd. kickoff return vs. NC State; Jayron Hosley, 80-yd. punt return vs. Central Michigan; David Wilson, 90-yd. kickoff return vs. Georgia Tech; Jeron Gouveia-Winslow (olb), 24-yd. interception return vs. Florida State.

**2011:** Kyle Fuller, recovered blocked punt in end zone vs. Appalachian State.

**2012:** Kyshoen Jarrett, 94-yd. punt return vs. Pittsburgh; Demetri Knowles, 93-yd. kickoff return vs. North Carolina.

**2013:** Detrick Bonner (fs), 37-yd. interception return vs. Western Carolina; Derek DiNardo 11-yd. blocked punt return vs. Marshall.

### The Tally Sheet

**TOTAL: 134**

#### Defense: 83 TDs

Type	Total	Last
Pass Interceptions	55	Detrick Bonner (37 yds), 2013 vs. Western Carolina
Fumble Returns	26	Orion Martin (17 yds), 2008 vs. Boston College
Fumble Recoveries	2	Carl Bradley (end zone), 1997 vs. Rutgers

#### Special Teams: 51 TDs

Type	Total	Last
Punt Returns	19	Kyshoen Jarrett (94 yds), 2012 vs. Pittsburgh
Blocked Punts	18	Derek DiNardo (11 yds), 2013 vs. Marshall
Kickoff Returns	9	Demetri Knowles (93 yds), 2012 vs. North Carolina
Blocked Field Goals	4	D.J. Parker (78 yds), 2005 vs. Georgia Tech
Fumble Recovery	1	Tee Butler (end zone by punter), 1999 vs. Syracuse



# VIRGINIA TECH'S BLOCKED KICKS UNDER FRANK BEAMER

*Totals: 131 in 331 games (65 punts, 39 FGs, 27 PATs)*

## 1987 (1 punt, 1 PAT, 1 FG)

Syracuse – punt\* (Jimmy Whitten) hL  
East Carolina – PAT (na) hL  
Cincinnati – FG (Roger Brown) hW

## 1988 (4 punts, 3 FGs)

Clemson – punt (Jock Jones) aL  
Southern Miss – punt\* (Archie Hopkins) aL  
West Virginia – punt\* (Archie Hopkins) hL  
Cincinnati – punt+ (Jock Jones) aW  
Louisville – FG (Jimmy Whitten) aL  
Florida State – FG (Roger Brown);  
FG+ (Roger Brown) aL

## 1989 (1 punt, 1 FG)

Tulane – punt+ (Archie Hopkins) hW  
NC State – FG (Jock Jones) aW

## 1990 (2 punts, 4 PATs, 1 FG)

East Carolina – PAT (John Rivers) aW  
South Carolina – PAT (John Rivers) hL  
Florida State – punt+ (Scott Jones) aL  
West Virginia – FG+ (Bernard Basham) hW  
Temple – punt (Archie Hopkins) aL  
NC State – PAT (Bernard Basham) hW  
Virginia – PAT (Bernard Basham) hW

## 1991 (3 punts, 3 FGs)

James Madison – FG (Bernard Basham) hW  
Oklahoma – FG (Bernard Basham) aL  
Cincinnati – punt+ (P.J. Preston);  
punt\* (Kirk Alexander) hW  
Louisville – FG (John Rivers) hW  
East Carolina – punt (Marcus McClung) hL

## 1992 (5 PATs, 1 FG)

James Madison – PAT (John Rivers);  
FG+ (Kirk Alexander) hW  
East Carolina – PAT (Bernard Basham) aL  
West Virginia – PAT (David Wimmer) hL  
Miami – PAT (Bernard Basham) hL  
Virginia – PAT (David Wimmer) hL

## 1993 (4 punts, 2 FGs)

Miami – punt@ (Willie Wilkins) aL  
Maryland – FG (George DelRicco) hW  
Rutgers – punt\* (Marcus McClung) hW  
Syracuse – punt+ (William Ferrell) hW  
Virginia – punt# (Brandon Semones) aW  
Indiana – FG\* (Jeff Holland) nW

## 1994 (2 punts, 2 FGs)

Arkansas St. – FG (Cornell Brown) hW  
Temple – punt\* (William Ferrell) hW  
Miami – punt# (Michael Williams) aL  
Rutgers – FG (Michael Williams) hW

## 1995 (4 punts, 3 PATs, 1 FG)

BC – PAT (Waverly Jackson) hL  
Cincinnati – FG (Jim Baron);  
PAT (Lawrence Lewis) hL  
Miami – punt# (Angelo Harrison) hW  
Pittsburgh – punt+ (Angelo Harrison);  
punt# (Angelo Harrison) aW  
Akron – punt\* (Okesa Smith);  
PAT (Lawrence Lewis) hW

## 1996 (5 punts, 1 PAT)

Akron – PAT (John Engelberger) aW  
BC – punt+ (Keion Carpenter) aW  
Syracuse – punt\* (Cornelius White) aL  
Temple – punt (Keion Carpenter) hW  
SW Louisiana – punt (Michael Stuewe);  
punt+ (Keion Carpenter) hW

## 1997 (2 punts, 3 PATs, 2 FGs)

Arkansas St. – FG+ (Carl Bradley) hW  
WVU – punt# (Phillip Summers) aL  
Miami – PAT (Carl Bradley) hW  
Pittsburgh – PAT (Corey Moore);  
PAT (John Engelberger) aL  
Virginia – punt (Keion Carpenter);  
FG (John Engelberger) aL

## 1998 (8 punts, 2 PATs, 2 FGs)

East Carolina – FG+ (Corey Moore) hW  
Miami – PAT (John Engelberger) aW  
Pittsburgh – FG (Corey Moore);  
punt# (Larry Austin) hW  
Boston College – punt (Keion Carpenter);  
punt+ (Andre Davis) aW  
UAB – punt\* (Larry Austin) aW  
WVU – punt\* (Marcus Gildersleeve);  
PAT (John Engelberger) hW  
Syracuse – punt\* (Anthony Midget) aL  
Alabama – punt (Keion Carpenter);  
punt+ (Corey Moore) nW

## 1999 (1 punt, 1 PAT)

Rutgers – PAT^ (Carl Bradley) aW  
Pittsburgh – punt+ (Andre Davis) aW

## 2000 (4 punts, 2 FGs, 2 PATs)

Akron – FG+ (Cory Bird) hW  
East Carolina – punt\* (Wayne Ward);  
FG (Larry Austin) aW  
Rutgers – punt+ (Eric Green) hW  
Temple – punt+ (Wayne Ward) hW  
West Virginia – punt (Lee Suggs)  
PAT (Lamar Cobb) hW  
Pittsburgh – PAT (David Pugh) hW

## 2001 (5 punts, 2 FGs)

W. Michigan – punt+ (Wayne Ward) hW  
Rutgers – punt@ (Eric Green) aW  
UCF – punt@ (Brandon Manning) hW  
Pittsburgh – FG\* (Lamar Cobb) aL  
Virginia – punt (Wayne Ward) aW  
Miami – FG# (David Pugh);  
punt\* (Eric Green) hL

## 2002 (5 punts, 2 FGs)

LSU – punt+ (Justin Hamilton);  
punt@ (Jason Lallis) hW  
Marshall – FG+ (Team) hW  
Western Michigan – FG (Jeff King) aW  
Pittsburgh – punt+ (Nathaniel Adibi) hL  
West Virginia – punt# (Ernest Wilford) hL  
Virginia – punt\* (Justin Hamilton) hW

## 2003 (1 punt, 3 FGs)

UConn – punt\* (Nathaniel Adibi) hW  
Rutgers – FG (Jeff King) aW  
Syracuse – FG (Vincent Fuller) hW  
Miami – FG (Eric Green) hW

## 2004 (1 punt, 3 FGs)

W. Michigan – FG+ (Jim Davis);  
punt+ (Darryl Tapp) hW  
West Virginia – FG\* (Jim Davis) hW  
Virginia – FG (Jim Davis) hW

## 2005 (2 FGs, 1 punt)

Georgia Tech – FG\* (Jeff King) hW  
North Carolina – FG+ (Darryl Tapp);  
punt+ (Macho Harris) hW

## 2006 (3 punts, 2 FGs)

Northeastern – punt+ (Cary Wade);  
FG (Kory Robertson) hW  
North Carolina – punt+ (Josh Morgan) aW  
Cincinnati – punt@ (Josh Morgan) hW  
Miami – FG (Duane Brown) aW

## 2007 (2 punts, 1 FG, 1 PAT)

Duke – punt+ (Stephan Virgil) aW  
Virginia – punt# (Davon Morgan) aW  
Boston College (ACC) – FG (Duane Brown)  
PAT ^ (Duane Brown) nW

## 2008 (2 PAT, 2 FGs, 1 punt)

East Carolina – PAT^ (John Graves) nL  
Furman – FG (John Graves) hW  
Georgia Tech – PAT (John Graves) hW  
Nebraska – punt@ (Stephan Virgil) aW  
BC – FG# (Jason Worilds) aL

## 2009 (1 punt)

Miami – punt\* (Jacob Sykes) hW

## 2010 (2 PAT, 1 punt)

Boise State – punt (Davon Morgan)  
PAT (Andre Smith) nL  
Stanford – PAT (Andre Smith) nL

## 2011 (1 punt)

Appalachian State – punt\* (Tony Gregory) hW

## 2012 (1 punt)

Austin Peay – punt+ (Tony Gregory) hW

## 2013 (1 punt, 1 FG)

Marshall – punt+ (Kyle Fuller)  
FG (Derrick Hopkins) hW

\* - recovered or returned for TD;

+ - led to TD;

@ - led to safety;

# - led to field goal;

^ - led to a two-point defensive extra point





# INDIVIDUAL CAREER GAME HIGHS

## THROWERS

<b>Logan Thomas (QB)</b>		
Att.	49	UNC, 2012
Comp.	26	UNC, 2012
Yds.	391	BC, 2013
TDs	3	three times
INTs	4	Duke, 2013
Long	85	Pitt, 2012

## RUSHING

<b>Willie Byrn (WR)</b>		
Att.	29	VA, 2012
Yds.	124	Miami, 2012
TDs	2	four times
Long	23	UNC, 2011

## RECEIVING

<b>Joel Caleb (TB)</b>		
Rec.	1	WF, 2010
Yds.	2	WF, 2010
TDs	1	WF, 2010
Long	2	WF, 2010

## Mark Leal (QB)

Att.	9	AppSt, 2011
Comp.	6	AppSt, 2011
Yds.	113	AppSt, 2011
TDs	2	AppSt, 2011
INTs	0	
Long	63	AppSt, 2011

## RUSHING

<b>Joel Caleb (TB)</b>		
Att.	1	twice
Yds.	11	WCU, 2013
TDs	0	
Long	11	WCU, 2013

## RUNNERS

<b>Joel Caleb (TB)</b>		
Att.	6	WCU, 2013
Yds.	36	WCU, 2013
TDs	1	WCU, 2013
Long	13	WCU, 2013

## J.C. Coleman (TB)

Att.	16	FSU, 2012
Yds.	183	Duke, 2012
TDs	2	Duke, 2012
Long	86	Duke, 2012

## Daniel Dyer (TB)

Att.	6	AppSt, 2011
Yds.	30	AppSt, 2011
TDs	0	
Long	13	AppSt, 2011

## Trey Edmunds (TB)

Att.	22	Marshall, 2013
Yds.	132	Alabama, 2013
TDs	1	four times
Long	77	Alabama, 2013

## Tony Gregory (TB)

Att.	14	BC, 2012
Yds.	69	BC, 2012
TDs	1	APSU, 2012
Long	24	twice

## Chris Mangus (TB)

Att.	6	Marshall, 2013
Yds.	84	WCU, 2013
TDs	1	WCU, 2013
Long	76	WCU, 2013

## Sam Rogers (FB)

Att.	1	four times
Yds.	3	twice
TDs	0	-
Long	3	twice

## CATCHERS

<b>Willie Byrn (WR)</b>		
Rec.	7	ECU, 2013
Yds.	123	UNC, 2013
TDs	1	Marshall, 2013
Long	83	UNC, 2013

## Joel Caleb (TB)

Rec.	1	twice
Yds.	3	WCU, 2013
TDs	0	-
Long	3	WCU, 2013

## Kalvin Cline (TE)

Rec.	4	twice
Yds.	65	Pitt, 2013
TDs	1	twice
Long	27	Pitt, 2013

## J.C. Coleman (TB)

Rec.	6	UNC, 2012
Yds.	39	RU, 2012
TDs	1	BG, 2012
Long	24	Cincy, 2012

## D.J. Coles (WR)

Rec.	8	MU, 2011
Yds.	116	CU[2], 2011
TDs	2	UNC, 2013
Long	49	ArkSt, 2011

## Trey Edmunds (TB)

Rec.	4	BC, 2013
Yds.	42	BC, 2013
TDs	1	BC, 2013
Long	22	BC, 2013

## Demitri Knowles (WR)

Rec.	8	ECU, 2013
Yds.	99	ECU, 2013
TDs	1	three times
Long	56	Duke, 2013

## Ryan Malleck (TE)

Rec.	4	Miami, 2012
Yds.	58	Miami, 2012
TDs	0	
Long	26	Miami, 2012

## Chris Mangus (TB)

Rec.	3	Marshall, 2013
Yds.	47	Marshall, 2013
TDs	0	-
Long	22	Marshall, 2013

## Charley Meyer (WR)

Rec.	1	GT, 2013
Yds.	5	GT, 2013
TDs	0	-
Long	5	GT, 2013

## Sam Rogers (FB)

Rec.	3	Pitt, 2013
Yds.	14	UNC, 2013
TDs	0	-
Long	14	UNC, 2013

## Joshua Stanford (WR)

Rec.	6	BC, 2013
Yds.	171	BC, 2013
TDs	1	BC, 2013
Long	69	BC, 2013

## Jerome Wright (FB)

Rec.	2	UNC, 2013
Yds.	19	UNC, 2013
TDs	0	-
Long	16	UNC, 2013

## KICKERS

<b>Michael Branthover (P)</b>		
Punts	7	WF, 2011
Long	75	DU, 2011
I20	3	WF, 2011
Avg.	42.1	WF, 2011

## A.J. Hughes (P)

Punts	13	Alabama, 2013
Long	57	twice
I20	4	RU, 2012
Avg.	52.8	Pitt, 2013

## Cody Journell (PK)

FG Made	4	Pitt, 2013
FG Att.	5	Pitt, 2013
Long	56	BC, 2013
PAT Made	9	AppSt, 2011
PAT Att.	9	AppSt, 2011

## Ethan Keyserling (PK)

FG Made	0	-
FG Att.	3	Marshall, 2013
Long	-	-
PAT Made	3	Marshall, 2013
PAT Att.	3	Marshall, 2013

## Hunter Windmuller (P)

Punts	1	WCU, 2013
Long	49	WCU, 2013
I20	1	WCU, 2013
Avg.	49.0	WCU, 2013

## TACKLERS

<b>Woody Baron (DT)</b>		
Tackles	2	UNC, 2013
TFL	0	
Sacks	0	

## Detrick Bonner (ROV)

Tackles	10	VA, 2012
INT	2	WCU, 2013
TFL	1.0	three times
Sacks	1.0	RU, 2012

## Chuck Clark (FS)

Tackles	4	Alabama, 2013
INT	0	
TFL	0	
Sacks	0	

## J.R. Collins (DE)

Tackles	11	GT, 2011
INT	1	Virginia, 2011
TFL	2.5	twice
Sacks	2.5	Marshall, 2011

## Tariq Edwards (LB)

Tackles	11	UNC, 2013
INT	1	four times
TFL	2.5	twice
Sacks	2.0	twice

## Antone Exum (CB)

Tackles	12	UNC, 2011
INT	1	five times
TFL	2.0	CU [2], 2011
Sacks	1	WF, 2011

## Brandon Facyson (CB)

Tackles	4	UNC, 2013
TFL	0	
Sacks	0	

## Kendall Fuller (CB)

Tackles	6	twice
INT	3	Duke, 2013
TFL	0.5	ECU, 2013
Sacks	0	

## Kyle Fuller (CB)

Tackles	10	VA, 2010
INT	1	six times
TFL	3.0	VA, 2010
Sacks	1.5	ArkSt, 2011

## James Gayle (DE)

Tackles	9	Duke, 2012
TFL	3.0	three times
Sacks	2.0	three times

## Derrick Hopkins (DT)

Tackles	11	GT, 2012
TFL	2.5	Marshall, 2013
Sacks	2.0	Pitt, 2013

## Kyshoen Jarrett (FS)

Tackles	11	BC, 2013
INT	1	twice
TFL	1.0	three times
Sacks	0	

## Luther Maddy (DT)

Tackles	8	Duke, 2013
TFL	2.0	three times
Sacks	2.5	Marshall, 2013

## Corey Marshall (DT)

Tackles	7	GT, 2012
TFL	1.0	four times
Sacks	1.0	four times

## Dadi Nicolas (DE)

Tackles	7	Pitt, 2013
INT	1	Duke, 2013
TFL	3.0	Pitt, 2013
Sacks	3.0	Pitt, 2013

## Josh Trimble (LB)

Tackles	4	BC, 2012
TFL	1.0	Alabama, 2013
Sacks	0	

## Jack Tyler (LB)

Tackles	17	GT, 2012
TFL	3.0	FSU, 2010
Sacks	1.0	five times

## Nigel Williams (DT)

Tackles	3	Alabama, 2013
TFL	1.5	Alabama, 2013
Sacks	1.0	Alabama, 2013

## Tyrel Wilson (DE)

Tackles	7	GT, 2011
TFL	1.5	GT, 2011
Sacks	1.5	GT, 2011

## Chase Williams (LB)

Tackles	7	WCU, 2013
TFL	1.0	APSU, 2012
Sacks	0	

## RETURNERS

<b>Willie Byrn (PR)</b>		
Returns	2	BC, 2013
Yds	16	BC, 2013
Avg	8.0	BC, 2013
Long	10	BC, 2013
TD	0	

## J.C. Coleman (KOR)

Returns	3	four times
Yds	69	Pitt, 2012
Avg	34.0	twice
Long	34	twice
TD	0	

## Kendall Fuller (PR)

Returns	2	Alabama, 2013
Yds	2	ECU, 2013
Avg	2.0	ECU, 2013
Long	2	ECU, 2013
TD	0	

## Kyle Fuller (PR)

Returns	1	three times
Yds	23	Marshall, 2013
Avg	23.0	Marshall, 2013
Long	23	Marshall, 2013
TD	0	

## Der'Woun Greene (KOR)

Returns	2	Alabama, 2013
Yds	39	Alabama, 2013
Avg	18.5	Alabama, 2013
Long	24	Alabama, 2013
TD	0	

## Kyshoen Jarrett (PR)

Returns	6	Pitt, 2013
Yds	94	Pitt, 2012
Avg	94.0	Pitt, 2012
Long	94	Pitt, 2012
TD	1	Pitt, 2012

## Demitri Knowles (KOR)

Returns	4	Alabama, 2013
Yds	141	UNC, 2012
Avg	48.0	BC, 2013
Long	93	UNC, 2012
TD	1	UNC, 2012

## Chris Mangus (KOR)

Returns	2	Pitt, 2013
Yds	29	Pitt, 2013
Avg	14.5	Pitt, 2013
Long	17	Pitt, 2013
TD	0	



# THE LAST TIME A TECH TEAM OR PLAYER ...

## TEAM

Scored 90+ points.....	99, vs. Emory & Henry, 1919
Scored 80-89 points.....	86, vs. Roanoke College, 1905
Scored 70-79 points.....	77, vs. Akron, 1995
Scored 60-69 points.....	66, vs. Appalachian State, 2011
Scored 50-59 points.....	52, vs. Wake Forest, 2010
<b>Scored 40-49 points.....</b>	<b>45, vs. Western Carolina, 2013</b>
Back-to-back 40+ games.....	vs. CMU (45), vs. WF (52), 2010
Three straight 40+ games.....	@ NCSU (41), vs. CMU (45), vs. WF (52), 2010
Four straight 40+ games.....	NCSU (41), CMU (45), WF (52), Duke (44), 2010
Rushed for 500+ yards.....	500, @ Pittsburgh, 1993
Rushed for 400-499 yards.....	444, vs. Marshall, 2009
Rushed for 300-399 yards.....	332, Duke, 2010
<b>Rushed for 200-299 yards.....</b>	<b>237, vs. Western Carolina, 2013</b>
Passed for 500+ yards.....	504, @ Syracuse, 2002
Passed for 400-499 yards.....	408, @ Wake Forest, 1972
<b>Passed for 300-399 yards.....</b>	<b>391, @ Boston College, 2013</b>
<b>Passed for 200-299 yards.....</b>	<b>293, vs. North Carolina, 2013</b>
<b>Rushed/Passed for 200+ yards.....</b>	<b>Western Carolina, 2013</b>
	<b>237 rush, 225 pass</b>
Had 600+ yards in total offense.....	605, vs. Wake Forest, 2010
Had 500-599 yards in total offense.....	525, vs. Duke, 2012
Scored on first offensive play.....	vs. Appalachian State, 2011
	David Wilson 20-yard run
Won on final offensive play.....	vs. Virginia, 2012
	Cody Journell 29 yd FG
Lost on final offensive play.....	vs. Michigan, 2012
	Brendan Gibbons 37 FG
Won in overtime.....	13-10, vs. Rutgers, 2012
Lost in overtime.....	20-23, vs. Michigan, 2012
<b>Recorded a safety.....</b>	<b>@ East Carolina, 2013</b>
Recorded two defensive TDs.....	@ Boston College, 2008
Zero punts in a game.....	vs. James Madison, 2010
<b>Zero sacks allowed in a game.....</b>	<b>vs. Duke, 2013</b>
Recorded a shutout.....	vs. Bowling Green, 2012
Held opp. to 0 yards or less rushing.....	-15, @ East Carolina, 2011
<b>Blocked two kicks in a game.....</b>	<b>vs. Marshall, 2013</b>
<b>Scored special teams TD.....</b>	<b>vs. Marshall, 2013</b>
Scored defensive & special teams TD.....	vs. Clemson, 2007
<b>Played on overtime game.....</b>	<b>vs. Marshall, 2013</b>

## INDIVIDUAL

Rushed for 200+ yards.....	253, Darren Evans, vs. Maryland, 2008
Rushed for 150-199 yards.....	183, J.C. Coleman, vs. Duke, 2012
Two players rushed for 100 yards.....	NC State, 2010
	(Darren Evans, 160 yds. & Tyrod Taylor, 121 yds.)
Three players rushed for 100 yards.....	@ South Carolina, 1974
	Phil Rogers (120), Roscoe Coles (111) & George Heath (104)
Had 40+ carries.....	42, Cyrus Lawrence, vs. Memphis St., 1981
Had 30-39 carries.....	32, Ryan Williams, vs. NC State, 2009
<b>Had 20-29 carries.....</b>	<b>20, Logan Thomas @ Boston College, 2013</b>
<b>Had two players with 20+ carries.....</b>	<b>Logan Thomas (23) &amp; Trey Edmunds (22) vs. Marshall, 2013</b>
Rushed for 6 TDs.....	Tommy Francisco, vs. VMI, 1966
Rushed for 5 TDs.....	Lee Suggs, @ UCF, 2000
Rushed for 4 TDs.....	Ryan Williams, @ Virginia, 2009
Rushed for 3 TDs.....	David Wilson, vs. Appalachian State, 2011
<b>Rushed for 2 TDs.....</b>	<b>Logan Thomas, vs. Marshall, 2013</b>
Passed for 500+ yards.....	504, Bryan Randall, @ Syracuse, 2002
<b>Passed for 300-499 yards.....</b>	<b>391, Logan Thomas, @ Boston College, 2013</b>
<b>Passed for 200-299 yards.....</b>	<b>239, Logan Thomas, vs. Pittsburgh, 2013</b>

Two QBs each pass for 100+ yards.....	vs. Appalachian State, 2011
	(Logan Thomas, 149 yds. & Mark Leal, 113 yds.)
Passed for 5 TDs.....	Bryan Randall, @ Syracuse, 2002
Passed for 4 TDs.....	Bryan Randall, vs. Florida A&M, 2004
<b>Passed for 3 TDs.....</b>	<b>Logan Thomas, vs. North Carolina, 2013</b>
<b>Passed for 2 TDs.....</b>	<b>Logan Thomas, @ Boston College, 2013</b>
Two QBs with 2 TD passes apiece.....	Logan Thomas and Mark Leal
	vs. Appalachian State, 2011
Had 50+ pass attempts.....	53, Sean Glennon, vs. Georgia Tech, 2005
<b>Had 40-49 pass attempts.....</b>	<b>41, Logan Thomas, @ Boston College, 2013</b>
<b>Had 30-39 pass attempts.....</b>	<b>38, Logan Thomas, vs. Duke, 2013</b>
<b>Had 20-29 pass attempts.....</b>	<b>28, Logan Thomas, vs. North Carolina, 2013</b>
Had 30+ pass completions.....	34, Don Strock, vs. Houston, 1972
<b>Had 20-29 pass comps.....</b>	<b>24, Logan Thomas, @ Boston College, 2013</b>
QB rush/pass for 100 yards.....	Logan Thomas, @ Miami, 2012
	(124 rush, 199 pass)
Had 10+ receptions.....	10, Jarrett Boykin, vs. North Carolina, 2011
Had 250+ yards receiving.....	279, Ernest Wilford, @ Syracuse, 2002
Had 200-249 yards rec.....	213, Ricky Scales, @ Wake Forest, 1972
<b>Had 100+ yards receiving.....</b>	<b>171, Joshua Stanford, @ Boston College, 2013</b>
Two players with 100+ receiving.....	Wake Forest, 2010
	Dyrell Roberts (134) & Danny Coale (103)
Had 4 TD receptions.....	Ernest Wilford @ Syracuse, 2002
Had 3 TD receptions.....	Antonio Freeman, vs. Temple, 1993
Had 2 TD receptions.....	Marcus Davis, vs. Duke, 2012
<b>Intercepted 3 passes.....</b>	<b>Kendall Fuller, vs. Duke, 2013</b>
<b>Intercepted 2 passes.....</b>	<b>Brandon Facyson, @ East Carolina, 2013</b>
Returned a KO for TD.....	Demitri Knowles, @ UNC, 2012
Returned punt for TD.....	Kyshoen Jarrett, @ Pittsburgh, 2012
<b>Returned an INT for TD.....</b>	<b>Detrick Bonner, vs. Western Carolina, 2013</b>
Returned a fumble for TD.....	Orion Martin, vs. BC [2], 2008
<b>Returned blocked punt for TD.....</b>	<b>Derek DiNardo, vs. Marshall, 2013</b>
Returned blocked FG for TD.....	D.J. Parker, vs. GT, 2005
Returned blocked PAT for 2 pts.....	Stephan Virgil, vs. ECU, 2008
Blocked an extra point.....	Andre Smith, vs. Stanford, 2011
<b>Blocked a FG.....</b>	<b>Derrick Hopkins, vs. Marshall, 2013</b>
<b>Blocked a punt.....</b>	<b>Kyle Fuller, vs. Marshall, 2013</b>
Scored a def. and special teams TD in a game.....	DeAngelo Hall
	vs. Arkansas St., 2002 (49-yd. INT & 69-yd. PR)
Returned two punts for TDs.....	DeAngelo Hall
	vs. Syracuse, 2003 (58 & 60 yds.)
Successful 2-point conversion.....	@ North Carolina, 2012
	Corey Fuller pass from Logan Thomas
Made 6 FGs.....	Mickey Thomas, vs. Vanderbilt, 1989
Made 5 FGs.....	Chris Kinzer, vs. Vanderbilt, 1986
<b>Made 4 FGs.....</b>	<b>Cody Journell, vs. Pittsburgh, 2013</b>
Made 3 FGs.....	Cody Journell, at Boston College, 2012
Kicked a 60+ FG.....	61, Wayne Latimer, vs. Florida St., 1975
<b>Kicked a 50-59 FG.....</b>	<b>56, Cody Journell, @ Boston College, 2013</b>
<b>Kicked a 40-49 FG.....</b>	<b>42, Cody Journell, vs. Duke, 2013</b>
<b>Kicked two 40+ yards FGs in one game....</b>	<b>Cody Journell, @ Boston College, 2013</b>
Kicked a 70+ punt.....	75, Michael Branthover, @ Duke, 2011
Kicked a 60-69 punt.....	61, Danny Coale, vs. CU [2], 2011



# THE LAST TIME AN OPPOSING TEAM OR PLAYER ...

## TEAM

Scored 70+ points.....77, Alabama 1973  
 Scored 60-69 points .....66, Washington & Lee, 1951  
 Scored 50-59 points .....52, California, 2003  
 Scored 40-49 points .....48, North Carolina, 2012

Rushed for 500+ yards.....748, Alabama, 1973  
 Rushed for 400-499 yards .....461, Alabama, 1972  
 Rushed for 300-399 yards .....339, North Carolina, 2012  
 Rushed for 200-299 yards .....254, Pittsburgh, 2012  
**Had 50-99 yards rushing.....91, Duke, 2013**  
**Had FEWER than 50 yards rushing .....23, Pittsburgh, 2013**

Passed for 500+ yards..... NEVER  
 Passed for 400-499 yards .....403, Syracuse, 2002  
 Passed for 350-399 yards .....326, Florida State, 2012  
**Had 50-99 yards passing.....93, Boston College, 2013**  
 Had FEWER than 50 yards passing.....20, Duke, 2008

Had 800+ yards in total offense.....833, Alabama, 1973  
 Had 700-799 yards in total offense ..... NEVER  
 Had 600-699 yards in total offense .....604, Syracuse, 2002  
 Had 500-599 yards in total offense .....533, North Carolina, 2012

Recorded a safety..... Boston College [2], 2008  
**Recorded a defensive TD..... Boston College, 2013**  
 Shut out Tech ..... Cincinnati, 1995  
 Blocked two kicks in a game ..... Duke, 2006  
**Scored a special teams TD..... Alabama, 2013**  
**Scored defensive & special teams TD ..... Alabama, 2013**

## INDIVIDUAL

Rushed for 200+ yards.....262, Giovani Bernard, North Carolina, 2012  
**Rushed for 150-199 yards .....166, Andre Williams, Boston College, 2013**  
**Rushed for 100-149 yards .....105, Essray Taliaferro, Marshall, 2013**  
 Two players rushed for 100 yards ..... Syracuse, 1994  
 Malcolm Thomas (185) & Kirby Dar Dar (108)

Three players rushed for 100 yards..... NEVER  
 Had 40+ carries .....44, Paul Palmer, Temple, 1986  
 Had 35-39 carries .....38, Derrick Knight, Boston College, 2003  
 Rushed for 6 TDs..... Willis McGahee, Miami, 2002  
 Rushed for 5 TDs..... NEVER  
 Rushed for 4 TDs..... Chris Brantley, Rutgers, 1992  
 Rushed for 3 TDs..... Tevin Washington, Georgia Tech, 2011  
**Rushed for 2 TDs ..... Andre Williams, Boston College, 2013**

Passed for 500+ yards..... NEVER  
 Passed for 400-499 yards .....403, Troy Nunes, Syracuse, 2002  
 Passed for 300-399 yards .....326, E.J. Manuel, Florida State, 2012  
 Passed for 5 TDs..... NEVER  
 Passed for 4 TDs..... Andrew Luck, Stanford, 2011  
 Passed for 3 TDs..... E.J. Manuel, Florida State, 2012  
 Had 50+ pass attempts.....52, Matt Ryan, Boston College, 2007  
**Had 40-49 pass attempts .....41, Rakeem Cato, Marshall, 2013**  
**Had 30-39 pass attempts .....35, Marquise Williams, North Carolina, 2013**  
 Had 30+ pass completions .....30, Dominique Davis, ECU, 2010  
**Had 20-29 pass comps .....23, Marquise Williams, North Carolina, 2013**  
 QB rush/pass for 100 yards ..... Jameel Sewell, Virginia, 2009  
 120 yds passing, 104 yds rushing

Had 11+ receptions .....13, Andre Callender, Boston College, 2007  
 Had 250+ yards receiving ..... NEVER  
 Had 200-249 yards receiving .....229, David Tyree, Syracuse, 2002  
**Had 100+ yards receiving .....104, Devin Street, Pittsburgh, 2013**  
 Had 4 TD receptions..... Chris Brantley, Rutgers, 1992  
 Had 3 TD receptions..... Coby Fleener, Stanford, 2011  
 Had 2 TD receptions..... Rashad Greene, Florida State, 2012

Intercepted 3 passes..... Aaron Beasley, West Virginia, 1994  
 Intercepted 2 passes..... Jonathan Meeks, Clemson, 2012

**Returned a KO for TD .....Christion Jones, Alabama, 2013**  
**Returned punt for TD .....Christion Jones, Alabama, 2013**  
**Returned an INT for TD ..... Kevin Pierre-Louis, Boston College, 2013**  
 Returned/recovered a fumble for TD ..... Khaseem Greene, Rutgers, 2012  
 Returned blocked punt for TD ..... T.J. Lee, East Carolina, 2008  
 Returned blocked FG for TD ..... NEVER  
 Returned blocked PAT for 2 pts..... Nigel Bradham, FSU, 2010  
**Blocked an extra point ..... Jabari Price, North Carolina, 2013**  
 Blocked a FG..... TEAM, Northeastern, 2006  
 Blocked a punt ..... Rayshaw Jenkins, Miami, 2012  
 2-point conversion ..... Florida State, 2012  
 N. O'Leary pass from E.J. Manuel

Made 6 FGs..... NEVER  
 Made 5 FGs..... Alex Henery, Nebraska, 2009  
 Made 4 FGs..... Will Snyderwine, Duke, 2009  
 Made 3 FGs..... Nate Freese, Boston College, 2012  
 Kicked a 60+ FG ..... NEVER  
**Kicked a 50-59 FG.....53, Ross Martin, Duke, 2013**  
**Kicked two 50+ FGs.....51 & 53, Ross Martin, Duke, 2013**  
**Kicked a 40-49 FG.....43, Nate Freese, Boston College, 2013**

Kicked a 70+ punt .....76, Alex Henery, Nebraska, 2009  
**Kicked a 60-69 punt .....61, Cody Mandell, Alabama, 2013**

## TURNOVERS

### The Last Time Tech ...

**Lost two fumbles ..... Boston College, 2013**  
 Lost three fumbles ..... North Carolina, 2006  
 Lost four fumbles ..... Miami, 2005  
 Lost five or more fumbles.....5, Kentucky, 1977

Threw three interceptions ..... at Pittsburgh, 2012  
**Threw four interceptions..... vs. Duke, 2013**  
 Threw five interceptions..... vs. Virginia, 1994  
 Threw six or more interceptions .....7, vs. Florida St., 1959

### The Last Time an Opponent ...

Lost two fumbles .....Duke, 2012  
 Lost three fumbles .....NC State, 2009  
 Lost four fumbles .....Arkansas St., 2002  
 Lost five or more fumbles.....5, Clemson, 1985

**Threw three interceptions .....East Carolina, 2013**  
**Threw four interceptions..... Duke, 2013**  
 Threw five interceptions..... Georgia Tech, 2007  
 Threw six or more interceptions .....6, Rutgers, 1998

# VIRGINIA TECH'S 239-GAME SCORING STREAK

Virginia Tech's current 239-game scoring streak from 1995 to present stands as the 13th-longest in Division I-A college history. In the 239-game run, Tech scored on its first offensive possession 77 times, plus another four occasions where it scored on returns on its first touch of the game. The Hokies have scored in the first quarter 173 times during the streak, and have had it extended by halftime in 228 of the 239 games. Here's that list: (\* — includes a blocked punt recovery in the end zone prior to the first offensive possession against Akron in 1995; an interception return prior to the first offensive possession at Clemson in 2007; an interception return prior to the first offensive possession against Boston College in 2008; and a blocked punt return prior to the first offensive possession against Marshall in 2013):

School	Streak	Dates	Ended By
Brigham Young	361	9/27/1975 - 11/15/2003	Utah
<b>Michigan</b>	<b>359</b>	<b>10/27/1984 - present</b>	.....
<b>Florida</b>	<b>318</b>	<b>11/05/1988 - present</b>	.....
Texas	281	11/29/1980 - 10/02/2004	Oklahoma
Washington State	280	10/22/1984 - 10/18/2008	USC
Washington	272	11/14/1981 - 10/16/2004	USC
Oregon	267	10/05/1985 - 11/15/2007	UCLA
<b>TCU</b>	<b>264</b>	<b>11/23/1991 - present</b>	.....
<b>Air Force</b>	<b>255</b>	<b>12/31/1992 - present</b>	.....
UCLA	245	10/02/1971 - 10/17/1992	Arizona State
<b>Tennessee</b>	<b>244</b>	<b>9/24/1994 - present</b>	.....
Colorado	242	11/19/1988 - 10/25/2008	Missouri
<b>Virginia Tech</b>	<b>239</b>	<b>9/23/1995 - present</b>	.....
<b>Ohio State</b>	<b>237</b>	<b>12/30/1993 - present *</b>	.....
Nebraska	233	1/01/1974 - 11/29/1991	Miami, Fla.
Florida State	232	9/10/1988 - 11/11/2006	Wake Forest
<b>Nebraska</b>	<b>225</b>	<b>9/05/1996 - present</b>	.....
Hawai'i	219	12/04/1976 - 11/04/1995	Colorado State
Arizona	214	9/09/1972 - 12/15/1990	Syracuse
<b>Georgia Tech</b>	<b>207</b>	<b>10/30/1997 - present</b>	.....

\* - had 13 games vacated by NCAA from 2010 season (not included in streak)

Season	Games	1st Poss.	Scored On/In:				Wins	Points Scored	
			1Q	2Q	3Q	4Q		Losses	Ties
1995	10	2*	6	3	1	0	335	0	—
1996	12	6	9	3	0	0	328	42	—
1997	12	3	8	3	1	0	244	80	—
1998	12	6	11	1	0	0	299	82	—
1999	12	4	11	1	0	0	455	29	—
2000	12	7	10	1	0	1	463	21	—
2001	12	3	10	1	1	0	314	62	—
2002	14	4	11	3	0	0	303	126	—
2003	13	7	11	2	0	0	328	132	—
2004	13	4	7	4	1	1	358	42	—
2005	13	3	10	2	0	1	411	29	—
2006	13	4	9	4	0	0	282	54	—
2007	14	6*	9	4	1	0	364	38	—
2008	14	3*	7	7	0	0	230	79	—
2009	13	5	11	1	1	0	350	64	—
2010	14	5	9	5	0	0	416	58	—
2011	14	4	9	5	0	0	358	33	—
2012	13	2	8	4	0	1	200	126	—
2013	9	3*	7	1	1	0	152	10	—
Totals	239	81	173	55	7	4	6190	1144	0

Virginia Tech has a **181-58** record during the scoring streak, averaging **34.2** points in the wins and **19.7** points in the losses. The Hokies had only four occasions where they were delayed extending the streak until the fourth quarter. The last time came in the 2012 Russell Athletic Bowl in a 13-10 overtime win against Rutgers. The latest Tech scored its first points in a game with 6:58 left in the 2005 Sugar Bowl against Auburn, a game in which the Hokies went on to score another touchdown in the loss. Here's a look at those occasions.

(\* — denotes in Sugar Bowl in New Orleans; ^ - denotes Russell Athletic Bowl in Orlando):

Date	Game	Opponent	Fourth Quarter Score (first if multiple scores)	Time Left (4Q)	Result
Nov. 4, 2000	67	at Miami	Lee Suggs 1 yd run	12:23	L, 21-41
Jan. 3, 2005	122	Auburn*	Josh Morgan 29 yd pass from Bryan Randall	6:58	L, 13-16
Nov. 5, 2005	131	Miami	Marcus Vick 2 yd run	8:06	L, 7-27
Dec. 28, 2012	230	Rutgers ^	Cody Journell 25 yd FG	12:14	W, 13-10 (ot)

There have been **seven** occasions where Virginia Tech scored just once to continue the streak, by seven different players. Only once did Tech's lone score come in the fourth quarter of a game and that came in 2005 when Marcus Vick scored on a 5-yard run with 8:06 left in a 27-7 loss. A look at these seven times with one score.

(\* — denotes Gator Bowl in Jacksonville):

Date	Game	Opponent	The Hokie To Score	Time Left	Result
Jan. 1, 1998*	34	vs. North Carolina	Shayne Graham 40 yd FG	4:37, 3Q	L, 3-42
Nov. 3, 2001	78	at Pittsburgh	Ronyell Whitaker 71 yd blocked FG return	1:42, 1Q	L, 7-38
Oct. 22, 2003	103	at West Virginia	Vincent Fuller 50 yd fumble return	2:07, 2Q	L, 8-27
Nov. 5, 2005	131	Miami	Marcus Vick 2 yd run	8:06, 4Q	L, 7-27
Oct. 12, 2006	141	at Boston College	Brandon Pace 36 FG	0:41, 2Q	L, 3-22
Sept. 8, 2007	150	at LSU	Tyrod Taylor 1 yd run	4:38, 3Q	L, 7-48
Oct. 1, 2011	208	Clemson	Cody Journell 24 FG	4:35, 2Q	L, 3-23

**The One-Scorers (7):** Fuller 1, Graham 1, Journell 1, Pace 1, Taylor 1, Vick 1, Whitaker 1 (three field goals, two rushing touchdowns, one fumble return, one blocked field goal return)





# 2013 VIRGINIA TECH ROSTER

NUMERICAL ROSTER			No.	Name	vl	Pos.	Ht.	Wt.	Cl.	Hometown	High School
1	Antone Exum	CB	87	Dewayne Alford	-	DE	6-2	240	r-Fr.	Suffolk, Va.	Nansemond River
2	Donovan Riley	CB	64	Matt Arkema	1	OL	6-3	296	r-Jr.	Midlothian, Va.	Midlothian
3	Logan Thomas	QB	60	Woody Baron	-	DT	6-1	264	Fr.	Nashville, Tenn.	Brentwood Academy
4	J.C. Coleman	TB	55	Brent Benedict	1	OL	6-5	292	r-Jr.	Jacksonville, Fla.	The Bolles School
4	Ken Ekanem	DE	8	Detrick Bonner	2	FS	6-0	194	r-Jr.	McDonough, Ga.	Luella
5	Joshua Stanford	WR	38	Michael Branthover	1	PK	5-9	184	Jr.	Dayton, Md.	DeMatha
6	Mark Leal	QB	53	Drew Burns	-	LB	6-3	218	r-Fr.	Chesapeake, Va.	Grassfield
8	Detrick Bonner	FS	48	Nick Bush	-	CB	5-10	181	r-Jr.	Lebanon, Va.	Lebanon
9	Brenden Motley	QB	82	Willie Byrn	1	WR	5-10	186	r-Jr.	Virginia Beach, Va.	First Colonial
11	Kendall Fuller	CB	15	Joel Caleb	-	TB	6-2	205	r-Fr.	Midlothian, Va.	Clover Hill
12	Trey Gresh	QB	21	Chris Caver	-	CB	5-7	180	r-Jr.	Hampton, Va.	Hampton
13	Brian Rody	QB	19	Chuck Clark	-	FS	6-0	197	Fr.	Suffolk, Va.	King's Fork
14	Trey Edmunds	TB	40	Deon Clarke	-	LB	6-2	210	r-Fr.	Richmond, Va.	L.C. Bird
15	Joel Caleb	TB	93	Kalvin Cline	-	TE	6-4	238	Fr.	Boca Raton, Fla.	Pine Crest
16	Carlis Parker	WR	4	J.C. Coleman	1	TB	5-7	191	So.	Chesapeake, Va.	Oscar Smith
17	Kyle Fuller	CB	18	D.J. Coles	3	WR	6-4	234	r-Sr.	Maidens, Va.	Goochland
18	D.J. Coles	WR	42	J.R. Collins	3	DE	6-2	248	r-Sr.	Stafford, Va.	Brooke Point
19	Chuck Clark	FS	72	Augie Conte	-	OL	6-6	302	r-Fr.	Richmond, Va.	Blessed Sacrament Huguenot
20	Maurice Taylor	TB	59	Eddie D'Antuono	-	LS	6-6	263	r-Fr.	Alexandria, Va.	Bishop Ireton
21	Chris Caver	CB	41	Derek DiNardo	2	OLB	6-0	216	r-Jr.	Virginia Beach, Va.	Cox
22	T.J. Shaw	FS	39	Daniel Dyer	2	TB	5-10	204	r-Jr.	Salem, Va.	Salem
23	Der'Woun Greene	FS	14	Trey Edmunds	-	TB	6-1	216	r-Fr.	Danville, Va.	Dan River
24	Tariq Edwards	LB	24	Tariq Edwards	2	LB	6-2	234	r-Sr.	Cheraw, S.C.	Marlboro County
25	Jerome Wright	FB	4	Ken Ekanem	-	DE	6-3	242	r-Fr.	Centreville, Va.	Centreville
26	Desmond Frye	ROV	1	Antone Exum	3	CB	6-1	220	r-Sr.	Glen Allen, Va.	Deep Run
27	A.J. Hughes	P	31	Brandon Facyson	-	CB	6-2	188	Fr.	Newnan, Ga.	Northgate
28	Chris Mangus	TB	79	Caleb Farris	1	OL	6-3	308	Jr.	Lexington, Va.	Rockbridge
29	Ethan Keyserling	P	26	Desmond Frye	1	ROV	6-2	188	So.	Chester, Va.	Thomas Dale
30	Mitchell Ludwig	PK	11	Kendall Fuller	-	CB	5-11	193	Fr.	Baltimore, Md.	Our Lady Of Good Counsel
31	Brandon Facyson	CB	17	Kyle Fuller	3	CB	6-0	194	Sr.	Baltimore, Md.	Mount St. Joseph
32	Josh Trimble	OLB	47	Greg Gadell	-	FB	5-10	207	r-Jr.	Vienna, Va.	Bishop O'Connell
33	Darius Redman	TE	99	James Gayle	3	DE	6-4	255	r-Sr.	Hampton, Va.	Bethel
34	Kyshoen Jarrett	ROV	63	Laurence Gibson	1	OL	6-6	290	r-Jr.	Sierra Vista, Ariz.	Buena
35	Dahman McKinnon	LB	23	Der'Woun Greene	-	FS	5-10	180	r-Fr.	Portsmouth, Va.	Woodrow Wilson
36	Chase Williams	LB	12	Trey Gresh	2	QB	6-1	209	Sr.	Blacksburg, Va.	Blacksburg
37	Fuller Hoepner	FB	97	Kris Harley	1	DT	6-0	283	r-So.	Indianapolis, Ind.	Warren Central
37	Zach Snell	ROV	37	Fuller Hoepner	-	FB	6' 2"	258	r-Jr.	Chesterfield, Va.	Cosby
38	Michael Branthover	PK	98	Derrick Hopkins	3	DT	6-0	311	Sr.	Highland Springs, Va.	Highland Springs
39	Daniel Dyer	TB	27	A.J. Hughes	1	P	6-1	199	So.	Terre Haute, Ind.	Terre Haute North Vigo
40	Deon Clarke	LB	49	Dakota Jackson	-	TE	6-3	267	r-Fr.	Roanoke, Va.	Northside
41	Derek DiNardo	LB	34	Kyshoen Jarrett	2	ROV	5-11	198	Jr.	Tannersville, Pa.	East Stroudsburg South
42	J.R. Collins	DE	89	Cody Journell	2	PK	6-0	183	r-Sr.	Ripplemead, Va.	Giles
44	Colton Taylor	LS	29	Ethan Keyserling	-	P	6-2	199	r-Jr.	Chapel Hill, N.C.	East Chapel Hill
45	Sam Rogers	FB	80	Demitri Knowles	1	WR	6-1	180	r-So.	Freeport, Bahamas	Liberty Christian (Va.) Academy
46	Hunter Windmuller	P	6	Mark Leal	2	QB	6-1	217	r-Jr.	Greenacres, Fla.	Atlantic
47	Greg Gadell	FB	30	Mitchell Ludwig	-	PK	5-11	192	Fr.	Abingdon, Va.	Abingdon
48	Nick Bush	CB	92	Luther Maddy	2	DT	6-1	296	Jr.	Delray Beach, Fla.	Atlantic
49	Dakota Jackson	TE	28	Chris Mangus	-	WR	6-0	184	r-Fr.	Raleigh, N.C.	Broughton
51	Jack Willenbrock	OL	68	Marcus Mapp	-	OL	6-4	295	r-So.	Painter, Va.	Nandua
53	Drew Burns	LB	86	Zack McCray	2	TE	6-4	247	r-Jr.	Forest, Va.	Brookville
55	Brent Benedict	OL	35	Dahman McKinnon	-	LB	6-1	207	r-Fr.	Hope Mills, N.C.	South View
57	Wyatt Teller	OL	71	Jonathan McLaughlin	-	OL	6-5	313	Fr.	Mauldin, S.C.	Mauldin













# 2013 VIRGINIA TECH ROSTER

58	Jack Tyler	LB	83	Charley Meyer	-	WR	6-1	215	r-Fr.	Richmond, Va.	Benedictine
59	Eddie D'Antuono	LS	74	Andrew Miller	3	OL	6-4	296	r-Sr.	Bassett, Va.	Bassett
60	Woody Baron	DT	9	Brenden Motley	-	QB	6-4	216	r-Fr.	Christiansburg, Va.	Christiansburg
62	Ross Ward	OL	90	Dadi Nicolas	1	DE	6-3	224	r-So.	Delray Beach, Fla.	Atlantic
63	Laurence Gibson	OL	67	Parker Osterloh	-	OL	6-8	318	Fr.	Williamsburg, Va.	Warhill
64	Matt Arkema	OL	16	Carlis Parker	-	WR	6-3	185	Fr.	Statesville, N.C.	Statesville
65	Joe St. Germain	LS	33	Darius Redman	-	TE	6-4	256	r-So.	Washington, D.C.	H.D. Woodson
66	Tyrel Wilson	DE	2	Donovan Riley	1	CB	5-11	204	So.	Reistertown, Md.	Baltimore Poly
67	Parker Osterloh	OL	13	Brian Rody	-	QB	6-6	236	r-So.	Ashburn, Va.	Stone Bridge
68	Marcus Mapp	OL	45	Sam Rogers	-	FB	5-10	220	Fr.	Mechanicsville, Va.	Hanover
69	Mark Shuman	OL	91	Matt Roth	1	DE	6-3	239	r-So.	St. Augustine, Fla.	Nease
71	Jonathan McLaughlin	OL	22	T.J. Shaw	-	FS	5-10	175	r-So.	Rocky Mount, Va.	Franklin County
72	Augie Conte	OL	69	Mark Shuman	-	OL	6-7	295	r-Jr.	Fork Union, Va.	Fork Union
74	Andrew Miller	OL	85	E.L. Smiling	-	WR	6-4	211	r-Jr.	Stafford, Va.	Brooke Point
75	Alston Smith	OL	75	Alston Smith	-	OL	6-2	281	r-Fr.	Virginia Beach, Va.	Cox
76	David Wang	OL	37	Zach Snell	-	ROV	5-10	205	r-Fr.	Christiansburg, Va.	Christiansburg
79	Caleb Farris	OL	65	Joe St. Germain	1	LS	6-0	220	r-Jr.	Los Alamitos, Calif.	Mater Dei
80	Demetri Knowles	WR	5	Joshua Stanford	-	WR	6-1	196	r-Fr.	Mississauga, Ontario	Martin Luther King (Ga.)
82	Willie Byrn	WR	44	Colton Taylor	-	LS	6-0	191	Fr.	Salem, Va.	Salem
83	Charley Meyer	WR	20	Maurice Taylor	-	TB	5-8	172	r-So.	Dillwyn, Va.	Buckingham County
85	E.L. Smiling	WR	57	Wyatt Teller	-	OL	6-5	275	Fr.	Beaeton, Va.	Liberty
86	Zack McCray	TE	3	Logan Thomas	3	QB	6-6	254	r-Sr.	Lynchburg, Va.	Brookville
87	Dewayne Alford	DE	32	Josh Trimble	1	OLB	6-0	216	r-So.	Ashburn, Va.	Bishop O'Connell
89	Cody Journell	PK	58	Jack Tyler	3	LB	6-1	230	r-Sr.	Oakton, Va.	Oakton
90	Dadi Nicolas	DE	76	David Wang	2	OL	6-2	299	r-Jr.	Ashburn, Va.	Stone Bridge
91	Matt Roth	DE	62	Ross Ward	-	OL	6-3	303	r-So.	Virginia Beach, Va.	Kellam
92	Luther Maddy	DT	51	Jack Willenbrock	-	OL	6-2	237	r-Fr.	Glenmoore, Pa.	Downingtown East
93	Kalvin Cline	TE	36	Chase Williams	2	LB	6-2	220	r-Jr.	Leesburg, Va.	Loudoun County
95	Nigel Williams	DT	95	Nigel Williams	-	DT	6-2	283	r-Fr.	Richmond, Va.	Benedictine
97	Kris Harley	DT	66	Tyrel Wilson	3	DE	6-2	230	r-Sr.	Hampton, Va.	Hampton
98	Derrick Hopkins	DT	46	Hunter Windmuller	-	P	6-3	170	r-Fr.	Oakton, Va.	Flint Hill School
99	James Gayle	DE	25	Jerome Wright	-	RB	6-2	221	Fr.	Richmond, Va.	Highland Springs

**VIRGINIA TECH FOOTBALL - 2013 SEASON**  
*as of November 3, 2013*

RECORD	OVERALL	HOME	AWAY	NEUTRAL
ALL GAMES	6-3	4-1	2-1	0-1
CONFERENCE	3-2	2-1	1-1	0-0
NON-CONFERENCE	3-1	2-0	1-0	0-1

DATE	OPPONENT	LOCATION	TV	SCORE	ATTEND
Aug 31, 2013	(1/1) Alabama	Georgia Dome, Atlanta, Ga.		L 10-35	73114
Sep 07, 2013	Western Carolina	Blacksburg, Va.		W 45-3	61335
Sep 14, 2013	at East Carolina	Greenville, N.C.		W 15-10	50096
Sep 21, 2013	Marshall	Blacksburg, Va.		W (3OT) 29-21	64060
* Sep 26, 2013	at Georgia Tech	Atlanta, Ga.		W 17-10	50214
* Oct 5, 2013	North Carolina	Blacksburg, Va.		W 27-17	65632
* Oct 12, 2013	Pittsburgh	Blacksburg, Va.		W 19-9	64954
* Oct 26, 2013	Duke	Blacksburg, Va.		L 10-13	63326
* Nov 02, 2013	at Boston College	Chestnut Hill, Mass.		L 27-34	30129
* Nov 09, 2013	at Miami	Miami Gardens, Fla.		7 p.m.	
* Nov 16, 2013	Maryland	Blacksburg, Va.		TBA	
* Nov 30, 2013	at Virginia	Charlottesville, Va.		TBA	
* - Atlantic Coast Conference Game		Rankings: (AP/Coaches)			

RUSHING	GP	ATT	GAIN	LOSS	NET	AVG	TD	LONG	AVG
Trey Edmunds	9	125	471	24	447	3.6	5	77	49.7
Logan Thomas	9	121	416	120	296	2.4	4	26	32.9
J.C. Coleman	6	34	126	2	124	3.6	0	9	20.7
Chris Mangus	9	20	122	7	115	5.8	1	76	12.8
Joel Caleb	8	8	41	0	41	5.1	1	13	5.1
Demitri Knowles	9	2	14	0	14	7.0	0	12	1.6
A.J. Hughes	9	1	12	0	12	12.0	0	0	1.3
Mark Leal	2	1	11	0	11	11.0	0	11	5.5
Sam Rogers	9	4	6	0	6	1.5	0	3	0.7
D.J. Coles	9	2	1	0	1	0.5	0	1	0.1
Team	8	10	0	16	-16	-1.6	0	0	-2.0
<b>TOTAL</b>	<b>9</b>	<b>328</b>	<b>1220</b>	<b>169</b>	<b>1051</b>	<b>3.2</b>	<b>11</b>	<b>77</b>	<b>116.8</b>
<b>OPPONENTS</b>	<b>9</b>	<b>323</b>	<b>1218</b>	<b>294</b>	<b>924</b>	<b>2.9</b>	<b>7</b>	<b>62</b>	<b>102.7</b>

PASSING	GP	EFFIC	ATT-CMP-INT	PCT	YDS	TD	LONG	AVG/G
Logan Thomas	9	117.33	167-300-12	55.7	2056	11	83	228.4
Mark Leal	2	127.50	3-4-0	75.0	25	0	18	12.5
<b>TOTAL</b>	<b>9</b>	<b>117.47</b>	<b>170-304-12</b>	<b>55.9</b>	<b>2081</b>	<b>11</b>	<b>83</b>	<b>231.2</b>
<b>OPPONENTS</b>	<b>9</b>	<b>90.72</b>	<b>113-238-17</b>	<b>47.5</b>	<b>1355</b>	<b>7</b>	<b>48</b>	<b>150.6</b>

RECEIVING	GP	NO	YDS	AVG	TD	LONG	AVG
Demitri Knowles	9	35	450	12.9	2	56	50.0
Willie Byrn	9	34	424	12.5	1	83	47.1
Joshua Stanford	9	27	455	16.9	0	69	50.6
Kalvin Cline	8	20	230	11.5	2	27	28.8
D.J. Coles	9	16	249	15.6	5	34	27.7
Trey Edmunds	9	12	92	7.7	1	22	10.2
Chris Mangus	9	7	74	10.6	0	22	8.2
Sam Rogers	9	7	46	6.6	0	14	5.1
J.C. Coleman	6	6	32	5.3	0	7	5.3
Jerome Wright	8	3	23	7.7	0	16	2.9
Joel Caleb	8	2	1	0.5	0	3	0.1
Charley Meyer	7	1	5	5.0	0	5	0.7
<b>TOTAL</b>	<b>9</b>	<b>170</b>	<b>2081</b>	<b>12.2</b>	<b>11</b>	<b>83</b>	<b>231.2</b>
<b>OPPONENTS</b>	<b>9</b>	<b>113</b>	<b>1355</b>	<b>12.0</b>	<b>7</b>	<b>48</b>	<b>150.6</b>

PUNTING	NO	YDS	AVG	LONG	TB	FC	I20	BLKD
A.J. Hughes	49	2199	44.9	56	6	10	13	0
Hunter Windmuller	1	49	49.0	49	0	0	1	0
<b>TOTAL</b>	<b>50</b>	<b>2248</b>	<b>45.0</b>	<b>56</b>	<b>6</b>	<b>10</b>	<b>14</b>	<b>0</b>
<b>OPPONENTS</b>	<b>57</b>	<b>2431</b>	<b>42.6</b>	<b>61</b>	<b>3</b>	<b>4</b>	<b>19</b>	<b>1</b>

TEAM STATISTICS	HOKIES	OPPONENT
<b>SCORING</b>	<b>199</b>	<b>152</b>
Points Per Game	22.1	16.9
<b>FIRST DOWNS</b>	<b>154</b>	<b>127</b>
Rushing	55	48
Passing	92	68
Penalty	7	11
<b>RUSHING YARDAGE</b>	<b>1051</b>	<b>924</b>
Yards gained rushing	1220	1218
Yards lost rushing	169	294
Rushing Attempts	328	323
Average Per Rush	3.2	2.9
Average Per Game	116.8	102.7
TDs Rushing	11	7
<b>PASSING YARDAGE</b>	<b>2081</b>	<b>1355</b>
Comp-Att-Int	170-304-12	113-238-17
Average Per Pass	6.8	5.7
Average Per Catch	12.2	12.0
Average Per Game	231.2	150.6
TDs Passing	11	7
<b>TOTAL OFFENSE</b>	<b>3132</b>	<b>2279</b>
Total Plays	632	561
Average Per Play	5.0	4.1
Average Per Game	348.0	253.2
KICK RETURNS: #-Yards	20-397	25-528
PUNT RETURNS: #-Yards	34-178	20-220
INT RETURNS: #-Yards	17-94	12-148
KICK RETURN AVERAGE	19.9	21.1
PUNT RETURN AVERAGE	5.2	11.0
INT RETURN AVERAGE	5.5	12.3
FUMBLES-LOST	9-3	12-3
PENALTIES-Yards	51-403	57-356
Average Per Game	44.8	39.6
PUNTS-Yards	50-2248	57-2431
Average Per Punt	45.0	42.6
Net punt average	38.2	38.5
KICKOFFS-Yards	42-2652	33-2075
Average Per Kick	63.1	62.9
Net kick average	40.5	41.8
TIME OF POSSESSION/Game	32:14	27:46
3RD-DOWN Conversions	46/140	37/128
3rd-Down Pct	33%	29%
4TH-DOWN Conversions	10/15	4/10
4th-Down Pct	67%	40%
SACKS BY-Yards	28-171	16-114
MISC YARDS	0	0
TOUCHDOWNS SCORED	24	18
FIELD GOALS-ATTEMPTS	10-19	9-11
ON-SIDE KICKS	0-0	0-3
RED-ZONE SCORES	(19-28) 68%	(14-17) 82%
RED-ZONE TOUCHDOWNS	(15-28) 54%	(10-17) 59%
PAT-ATTEMPTS	(21-23) 91%	(17-17) 100%

ATTENDANCE	HOKIES	OPPONENT
TOTAL	319307	130439
Games/Avg Per Game	5/63861	3/43480
Neutral Site Games		1/73114

SCORE BY QUARTERS	1ST	2ND	3RD	4TH	OT	TOTAL
Virginia Tech	59	48	40	44	8	199
Opponents	35	47	40	30	0	152

PUNT RETURNS	NO.	YDS	AVG	TD	LONG
Kyshoen Jarrett	24	128	5.3	0	43
Kendall Fuller	6	-4	-0.7	0	2
Willie Byrn	3	20	6.7	0	10
Kyle Fuller	1	23	23.0	0	0
Derek DiNardo	0	11	0.0	1	11
<b>TOTAL</b>	<b>34</b>	<b>178</b>	<b>5.2</b>	<b>1</b>	<b>43</b>
<b>OPPONENTS</b>	<b>20</b>	<b>220</b>	<b>11.0</b>	<b>1</b>	<b>72</b>

KICK RETURNS	NO.	YDS	AVG	TD	LONG
Demitri Knowles	13	268	20.6	0	48
Chris Mangus	3	35	11.7	0	17
Der'Woun Greene	2	39	19.5	0	24
Chase Williams	1	27	27.0	0	27
J.C. Coleman	1	28	28.0	0	28
<b>TOTAL</b>	<b>20</b>	<b>397</b>	<b>19.9</b>	<b>0</b>	<b>48</b>
<b>OPPONENTS</b>	<b>25</b>	<b>528</b>	<b>21.1</b>	<b>1</b>	<b>94</b>

FUMBLE RETURNS	NO	YDS	AVG	TD	ONG
Derrick Hopkins	1	40	40.0	0	40
<b>TOTAL</b>	<b>1</b>	<b>40</b>	<b>40.0</b>	<b>0</b>	<b>40</b>
<b>OPPONENTS</b>	<b>0</b>	<b>0</b>	<b>0.0</b>	<b>0</b>	<b>0</b>

INTERCPTIONS	NO.	YDS	AVG	TD	LONG
Kendall Fuller	5	1	0.2	0	3
Brandon Facyson	4	0	0.0	0	1
Kyle Fuller	2	8	4.0	0	11
Kyshoen Jarrett	2	13	6.5	0	13
Detrick Bonner	2	72	36.0	1	37
Tariq Edwards	1	0	0.0	0	0
Dadi Nicolas	1	0	0.0	0	0
<b>TOTAL</b>	<b>17</b>	<b>94</b>	<b>5.5</b>	<b>1</b>	<b>37</b>
<b>OPPONENTS</b>	<b>12</b>	<b>148</b>	<b>12.3</b>	<b>2</b>	<b>49</b>

FG SEQUENCE	VIRGINIA TECH	OPPONENTS
vs. Alabama	(39)	-
Western Carolina	(30)	(28)
at East Carolina	38,40	(44)
Marshall	36,50,32	[41],39
at Georgia Tech	(39),25	(49)
North Carolina	-	(36)
Pittsburgh	(48),(37),(42),33,(23)	(47)
Duke	45,(42),40	(51),(53)
at Boston College	(56),(47)	(25),(43)
at Miami		
Maryland		
at Virginia		
Numbers in (parentheses) indicate field goal was made. Numbers in [brackets] indicate field goal was blocked.		

KICKOFFS	No.	Yds	Avg	TB	OB	Retn	Net	YdLn
Mitchell Ludwig	30	1904	63.5	13	0			
Michael Branthover	8	496	62.0	3	0			
Cody Journell	3	187	62.3	1	0			
Ethan Keyserling	1	65	65.0	0	0			
<b>TOTAL</b>	<b>42</b>	<b>2652</b>	<b>63.1</b>	<b>17</b>	<b>0</b>	<b>528</b>	<b>40.5</b>	<b>24</b>
<b>OPPONENTS</b>	<b>33</b>	<b>2075</b>	<b>62.9</b>	<b>12</b>	<b>1</b>	<b>397</b>	<b>41.8</b>	<b>23</b>

SCORING	TD	FGS	PATS				DXP	SAFETY	POINTS
			KICK	RUSH	RCV	PASS			
Cody Journell	0	10-16	18-20	0-0	0	0-0	0	0	48
Trey Edmunds	6	0-0	0-0	0-0	0	0-0	0	0	36
D.J. Coles	5	0-0	0-0	0-0	0	0-0	0	0	30
Logan Thomas	4	0-0	0-0	1-1	0	0-0	0	0	26
Demitri Knowles	2	0-0	0-0	0-0	0	0-0	0	0	12
Kalvin Cline	2	0-0	0-0	0-0	0	0-0	0	0	12
Detrick Bonner	1	0-0	0-0	0-0	0	0-0	0	0	6
Willie Byrn	1	0-0	0-0	0-0	0	0-0	0	0	6
Derek DiNardo	1	0-0	0-0	0-0	0	0-0	0	0	6
Chris Mangus	1	0-0	0-0	0-0	0	0-0	0	0	6
Joel Caleb	1	0-0	0-0	0-0	0	0-0	0	0	6
Ethan Keyserling	0	0-3	3-3	0-0	0	0-0	0	0	3
Team	0	0-0	0-0	0-0	0	0-0	0	1	2
<b>TOTAL</b>	<b>24</b>	<b>10-19</b>	<b>21-23</b>	<b>1-1</b>	<b>0</b>	<b>0-0</b>	<b>0</b>	<b>1</b>	<b>199</b>
<b>OPPONENTS</b>	<b>18</b>	<b>9-11</b>	<b>17-17</b>	<b>0-1</b>	<b>0</b>	<b>0-0</b>	<b>0</b>	<b>0</b>	<b>152</b>

TOTAL OFFENSE	G	PLAYS	RUSH	PASS	TOTAL	AVG/G
Logan Thomas	9	421	296	2056	2352	261.3
Trey Edmunds	9	125	447	0	447	49.7
J.C. Coleman	6	34	124	0	124	20.7
Chris Mangus	9	20	115	0	115	12.8
Joel Caleb	8	8	41	0	41	5.1
Mark Leal	2	5	11	25	36	18.0
Demitri Knowles	9	2	14	0	14	1.6
A.J. Hughes	9	1	12	0	12	1.3
Sam Rogers	9	4	6	0	6	0.7
D.J. Coles	9	2	1	0	1	0.1
Team	8	10	-16	0	-16	-2.0
<b>TOTAL</b>	<b>9</b>	<b>632</b>	<b>1051</b>	<b>2081</b>	<b>3132</b>	<b>348.0</b>
<b>OPPONENTS</b>	<b>9</b>	<b>561</b>	<b>924</b>	<b>1355</b>	<b>2279</b>	<b>253.2</b>

FIELD GOALS	FGM-FGA	PCT	01-19	20-29	30-39	40-49	50-99	LG	BLK
Cody Journell	10-16	62.5	0-0	1-2	4-6	4-7	1-1	56	0
Ethan Keyserling	0-3	0.0	0-0	0-0	0-2	0-0	0-1	0	0

ALL PURPOSE	G	RUSH	REC	PR	KOR	IR	TOT	AVG/G
Demitri Knowles	9	14	450	0	268	0	732	81.3
Trey Edmunds	9	447	92	0	0	0	539	59.9
Joshua Stanford	9	0	455	0	0	0	455	50.6
Willie Byrn	9	0	424	20	0	0	444	49.3
Logan Thomas	9	296	0	0	0	0	296	32.9
D.J. Coles	9	1	249	0	0	0	250	27.8
Kalvin Cline	8	0	230	0	0	0	230	28.8
Chris Mangus	9	115	74	0	35	0	224	24.9
J.C. Coleman	6	124	32	0	28	0	184	30.7
Kyshoen Jarrett	9	0	0	128	0	13	141	15.7
Detrick Bonner	9	0	0	0	0	72	72	8.0
Sam Rogers	9	6	46	0	0	0	52	5.8
Joel Caleb	8	41	1	0	0	0	42	5.2
Der'Woun Greene	9	0	0	0	39	0	39	4.3
Kyle Fuller	8	0	0	23	0	8	31	3.9
Chase Williams	8	0	0	0	27	0	27	3.4
Jerome Wright	8	0	23	0	0	0	23	2.9
A.J. Hughes	9	12	0	0	0	0	12	1.3
Derek DiNardo	9	0	0	11	0	0	11	1.2
Mark Leal	2	11	0	0	0	0	11	5.5
Charley Meyer	7	0	5	0	0	0	5	0.7
Kendall Fuller	9	0	0	-4	0	1	-3	-0.3
Team	8	-16	0	0	0	0	-16	-2.0
<b>TOTAL</b>	<b>9</b>	<b>1051</b>	<b>2081</b>	<b>178</b>	<b>397</b>	<b>94</b>	<b>3801</b>	<b>422.3</b>
<b>OPPONENTS</b>	<b>9</b>	<b>924</b>	<b>1355</b>	<b>220</b>	<b>528</b>	<b>148</b>	<b>3175</b>	<b>352.8</b>



DEFENSIVE STATISTICS

LEADERS	GP-GS	TACKLES			TFL/YDS	SACKS NO-YARDS	PASS DEF			FUMBLES		BLKD KICK	SAFETY
		SOLO	AST	TOTAL			INT-YDS	BRUP	QBH	RCV-YDS	FF		
58 Jack Tyler	9	23	51	74	7.0-21	3.0-10	.	.	7	.	.	.	.
34 Kyshoen Jarrett	9	27	25	52	.	.	2-13	2	2	.	.	.	.
24 Tariq Edwards	9	25	23	48	5.5-23	1.5-9	1-0	3	4	.	.	.	.
92 Luther Maddy	9	20	21	41	7.5-37	4.5-32	.	2	10	.	.	.	.
98 Derrick Hopkins	9	15	23	38	7.0-38	4.0-28	.	.	9	1-40	.	1	.
11 Kendall Fuller	9	27	10	37	0.5-1	.	5-1	6	2	.	.	.	.
8 Detrick Bonner	9	25	10	35	1.5-5	.	2-72	3	.	.	.	.	.
42 J.R. Collins	9	19	16	35	8.5-52	5.0-37	.	.	19	.	1	.	.
99 James Gayle	9	12	18	30	6.5-17	3.0-11	.	.	24	.	1	.	.
90 Dadi Nicolas	9	19	8	27	7.0-42	4.0-33	1-0	2	11	.	.	.	.
17 Kyle Fuller	8	17	7	24	2.0-6	.	2-8	10	1	.	1	1	.
31 Brandon Facyson	8	13	4	17	.	.	4-0	5	1	1-0	1	.	.
19 Chuck Clark	9	5	10	15	.	.	.	.	.	.	.	.	.
40 Deon Clarke	8	4	7	11	0.5-2	.	.	.	1	.	.	.	.
36 Chase Williams	8	3	8	11	0.5-1	.	.	.	.	1-0	.	.	.
32 Josh Trimble	9	1	9	10	1.0-5	.	.	.	2	.	.	.	.
66 Tyrel Wilson	8	5	5	10	1.5-5	1.0-2	.	.	1	.	.	.	.
95 Nigel Williams	9	6	4	10	5.5-21	2.0-9	.	.	4	.	.	.	.
35 Dahman McKinnon	8	3	4	7	.	.	.	.	.	.	.	.	.
26 Desmond Frye	9	2	4	6	.	.	.	.	.	.	.	.	.
60 Woody Baron	9	3	3	6	.	.	.	.	2	.	.	.	.
91 Matt Roth	7	.	5	5	0.5-1	.	.	.	.	.	.	.	.
41 Derek DiNardo	9	1	3	4	0.5-1	.	.	.	.	.	.	.	.
40 Ken Ekanem	7	1	2	3	.	.	.	.	.	.	.	.	.
1 Antone Exum	2	3	.	3	.	.	.	.	.	.	.	.	.
39 Daniel Dyer	6	1	1	2	.	.	.	.	.	.	.	.	.
59 Eddie D'Antuono	8	.	2	2	.	.	.	.	.	.	.	.	.
2 Donovan Riley	9	1	1	2	.	.	.	.	.	.	.	.	.
97 Kris Harley	1	.	2	2	0.5-0	.	.	.	.	.	.	.	.
33 Darius Redman	9	1	1	2	.	.	.	.	.	.	.	.	.
87 Dewayne Alford	9	.	1	1	.	.	.	.	.	.	.	.	.
23 Der'Woun Greene	9	.	1	1	.	.	.	.	.	.	.	.	.
45 Sam Rogers	9	.	1	1	.	.	.	.	.	.	.	.	.
75 Alston Smith	9	.	1	1	0.5-2	.	.	.	.	.	.	.	.
18 D.J. Coles	9	1	.	1	.	.	.	.	.	.	.	.	.
30 Mitchell Ludwig	7	1	.	1	.	.	.	.	.	.	.	.	.
14 Trey Edmunds	9	1	.	1	.	.	.	.	.	.	.	.	.
80 Demitri Knowles	9	1	.	1	.	.	.	.	.	.	.	.	.
TM Team	8	.	.	.	.	.	.	.	.	.	.	.	1
TOTAL	9	286	291	577	64-280	28-171	17-94	33	100	3-40	4	2	1
OPPONENTS	9	295	417	712	45.0-164	16-114	12-148	36	16	3-0	2	1	.

RUSHING TACKLES

PLAYER	NO.
Jack Tyler	62
Kyshoen Jarrett	37
Luther Maddy	35
Derrick Hopkins	31
Tariq Edwards	30
James Gayle	26
J.R. Collins	24
Dadi Nicolas	22
Kendall Fuller	19
Detrick Bonner	17
Kyle Fuller	11
Tyrel Wilson	9
Chase Williams	8
Josh Trimble	6
Nigel Williams	6
Woody Baron	6
Deon Clarke	5
Brandon Facyson	4
Chuck Clark	4
Desmond Frye	3
Derek DiNardo	3
Ken Ekanem	2
Kris Harley	2
Alston Smith	1
Donovan Riley	1
Matt Roth	1
Antone Exum	1
TOTALS	376

PASSING TACKLES

PLAYER	NO
Detrick Bonner	18
Kendall Fuller	17
Tariq Edwards	16
Kyshoen Jarrett	15
Kyle Fuller	12
Brandon Facyson	10
Jack Tyler	8
J.R. Collins	3
Nigel Williams	2
Antone Exum	2
Derrick Hopkins	2
Chuck Clark	1
Luther Maddy	1
Donovan Riley	1
James Gayle	1
TOTALS	109

SPECIAL TEAMS TACKLES

PLAYER	TOTAL	KO	PUNT
Chuck Clark	10	4	6
Deon Clarke	6	6	0
Dahman McKinnon	6	5	1
Matt Roth	4	1	3
Josh Trimble	4	3	1
Desmond Frye	3	3	0
Chase Williams	3	1	2
Eddie D'Antuono	2	0	2
J.R. Collins	2	0	2
Daniel Dyer	2	2	0
Brandon Facyson	2	2	0
Darius Redman	2	0	2
Derek DiNardo	1	0	1
Ken Ekanem	1	1	0
Dewayne Alford	1	1	0
Kendall Fuller	1	1	0
Mitchell Ludwig	1	1	0
Der'Woun Greene	1	1	0
Sam Rogers	1	1	0
TOTALS	53	33	20

RED ZONE ANALYSIS  
VIRGINIA TECH

DATE	OPPONENT	SCORE		TIME IN RZ	TIMES SCORED	TOTAL PTS	TDS	RUSH TDS	PASS TDS	FG MADE	FAILED TO SCORE INSIDE RZ					
											FG ATT	DOWNNS	INT	FUMB	HALF	GAME
Aug 31	vs Alabama	L	10-35	1	1	3	0	0	0	1	0	0	0	0	0	0
Sep 07	Western Carolina	W	45-3	6	5	31	4	3	1	1	0	0	1	0	0	0
Sep 14	at East Carolina	W	15-10	3	1	6	1	0	1	0	1	1	0	0	0	0
Sep 21	Marshall	W	29-21	6	3	22	3	2	1	0	2	1	0	0	0	0
* Sep 26	at Georgia Tech	W	17-10	2	1	7	1	1	0	0	1	0	0	0	0	0
* Oct 05	North Carolina	W	27-17	3	3	20	3	1	2	0	0	0	0	0	0	0
* Oct 12	Pittsburgh	W	19-9	3	2	6	0	0	0	2	1	0	0	0	0	0
* Oct 26	Duke	L	10-13	2	1	7	1	1	0	0	0	0	1	0	0	0
* Nov 02	at Boston College	L	27-34	2	2	14	2	1	1	0	0	0	0	0	0	0
* Nov 09	at Miami															
* Nov 16	Maryland															
* Nov 30	at Virginia															
Totals 19 of 28 (67.9%)				28	19	116	15	9	6	4	5	2	2	0	0	0

OPPONENT

DATE	OPPONENT	SCORE		TIME IN RZ	TIMES SCORED	TOTAL PTS	TDS	RUSH TDS	PASS TDS	FG MADE	FAILED TO SCORE INSIDE RZ					
											FG ATT	DOWNNS	INT	FUMB	HALF	GAME
Aug 31	vs Alabama	L	10-35	1	1	7	1	1	0	0	0	0	0	0	0	0
Sep 07	Western Carolina	W	45-3	1	1	3	0	0	0	1	0	0	0	0	0	0
Sep 14	at East Carolina	W	15-10	0	0	0	0	0	0	0	0	0	0	0	0	0
Sep 21	Marshall	W	29-21	4	3	21	3	1	2	0	0	1	0	0	0	0
* Sep 26	at Georgia Tech	W	17-10	1	1	7	1	1	0	0	0	0	0	0	0	0
* Oct 05	North Carolina	W	27-17	2	2	10	1	0	1	1	0	0	0	0	0	0
* Oct 12	Pittsburgh	W	19-9	2	2	9	1	1	0	1	0	0	0	0	0	0
* Oct 26	Duke	L	10-13	3	1	7	1	1	0	0	0	0	2	0	0	0
* Nov 02	at Boston College	L	27-34	3	3	17	2	1	1	1	0	0	0	0	0	0
* Nov 09	at Miami															
* Nov 16	Maryland															
* Nov 30	at Virginia															
Totals 14 of 17 (82.4%)				17	14	81	10	6	4	4	0	1	2	0	0	0

MONEY PLAYS

Money plays are defined as plays resulting in first down or a touchdown.

RUSHERS	1ST	TD	NO	ATT
Logan Thomas	21	4	25	105
Trey Edmunds	20	5	24	125
Chris Mangus	5	1	5	20
J.C. Coleman	4	0	4	34
Joel Caleb	2	1	2	8
A.J. Hughes	1	0	1	1
Mark Leal	1	0	1	1
Demitri Knowles	1	0	1	2
TOTALS	55	11	63	312

1st DOWN TOTALS	12	4	15	157
-----------------	----	---	----	-----

2nd DOWN TOTALS	27	6	31	103
-----------------	----	---	----	-----

3rd DOWN TOTALS	9	1	10	42
-----------------	---	---	----	----

4th DOWN TOTALS	7	0	7	10
-----------------	---	---	---	----

RECEPTIONS	1ST	TD	NO	ATT
Willie Byrn	20	1	21	34
Joshua Stanford	21	0	21	27
Demitri Knowles	17	2	17	35
D.J. Coles	12	5	15	16
Kalvin Cline	10	2	11	20
Chris Mangus	4	0	4	7
Trey Edmunds	3	1	3	12
Sam Rogers	3	0	3	7
Jerome Wright	1	0	1	3
J.C. Coleman	1	0	1	6
TOTALS	92	11	97	170

1st DOWN TOTALS	26	3	27	60
-----------------	----	---	----	----

2nd DOWN TOTALS	30	2	31	61
-----------------	----	---	----	----

3rd DOWN TOTALS	35	4	36	46
-----------------	----	---	----	----

4th DOWN TOTALS	1	2	3	3
-----------------	---	---	---	---

DRIVE START AVERAGES

OBTAINED	HOKIES		OPPONENTS	
	#	AVG	#	AVG
Kickoff	36	27.0	42	24.0
Punt	57	27.1	50	27.3
Field goal	2	23.0	9	33.9
Fumble	3	60.3	3	79.3
Interception	17	42.7	12	54.1
Downs	4	46.2	5	25.4
ALL DRIVES	119	30.7	121	30.5

## SUPERLATIVES

### INDIVIDUAL GAME HIGHS

Rushes	24	Logan Thomas vs Duke (Oct 26, 2013)
Yards Rushing	132	Trey Edmunds vs Alabama (Aug 31, 2013)
TD Rushes	2	Trey Edmunds vs Western Carolina (Sep 07, 2013)
		Logan Thomas vs Marshall (Sep 21, 2013)
Long Rush	77	Trey Edmunds vs Alabama (Aug 31, 2013)
Pass attempts	43	Logan Thomas at East Carolina (Sep 14, 2013)
Pass completions	25	Logan Thomas at East Carolina (Sep 14, 2013)
Yards Passing	391	Logan Thomas at Boston College (Nov 02, 2013)
TD Passes	3	Logan Thomas vs North Carolina (Oct 05, 2013)
Long Pass	83	Logan Thomas vs North Carolina (Oct 05, 2013)
Receptions	8	Demitri Knowles at East Carolina (Sep 14, 2013)
Yards Receiving	171	Joshua Stanford at Boston College (Nov 02, 2013)
TD Receptions	2	D.J. Coles vs North Carolina (Oct 05, 2013)
Long Reception	83	Willie Byrn vs North Carolina (Oct 05, 2013)
Field Goals	4	Cody Journell vs Pittsburgh (Oct 12, 2013)
Long Field Goal	56	Cody Journell at Boston College (Nov 02, 2013)
Punts	13	A.J. Hughes vs Alabama (Aug 31, 2013)
Punting Avg	52.8	A.J. Hughes vs Pittsburgh (Oct 12, 2013)
Long Punt	56	A.J. Hughes vs North Carolina (Oct 05, 2013)
		A.J. Hughes vs Pittsburgh (Oct 12, 2013)
Punts inside 20	3	A.J. Hughes vs Alabama (Aug 31, 2013)
		A.J. Hughes at Georgia Tech (Sep 26, 2013)
Long Punt Return	43	Kyshoen Jarrett vs Alabama (Aug 31, 2013)
Long Kickoff Return	48	Demitri Knowles at Boston College (Nov 02, 2013)
Tackles	11	Jack Tyler vs Western Carolina (Sep 07, 2013)
		Tariq Edwards vs North Carolina (Oct 05, 2013)
		Jack Tyler vs North Carolina (Oct 05, 2013)
		Kyshoen Jarrett at Boston College (Nov 02, 2013)
		Jack Tyler at Boston College (Nov 02, 2013)
Sacks	3.0	Dadi Nicolas vs Pittsburgh (Oct 12, 2013)
Tackles For Loss	3.0	Dadi Nicolas vs Pittsburgh (Oct 12, 2013)
Interceptions	3	Kendall Fuller vs Duke (Oct 26, 2013)

### TEAM GAME HIGHS

Rushes	53	vs Marshall (Sep 21, 2013)
Yards Rushing	237	vs Western Carolina (Sep 07, 2013)
Yards Per Rush	7.0	vs Western Carolina (Sep 07, 2013)
TD Rushes	4	vs Western Carolina (Sep 07, 2013)
Pass attempts	43	at East Carolina (Sep 14, 2013)
Pass completions	25	at East Carolina (Sep 14, 2013)
Yards Passing	391	at Boston College (Nov 02, 2013)
Yards Per Pass	10.5	vs North Carolina (Oct 05, 2013)
TD Passes	3	vs North Carolina (Oct 05, 2013)
Total Plays	87	vs Marshall (Sep 21, 2013)
Total Offense	462	vs Western Carolina (Sep 07, 2013)
Yards Per Play	6.7	vs Western Carolina (Sep 07, 2013)
Points	45	vs Western Carolina (Sep 07, 2013)
Sacks By	8	vs Pittsburgh (Oct 12, 2013)
First Downs	24	vs Western Carolina (Sep 07, 2013)
Penalties	10	at Georgia Tech (Sep 26, 2013)
Penalty Yards	69	at Georgia Tech (Sep 26, 2013)
Turnovers	4	vs Duke (Oct 26, 2013)
		at Boston College (Nov 02, 2013)
Interceptions By	4	vs Duke (Oct 26, 2013)
Punts	13	vs Alabama (Aug 31, 2013)
Punting Avg	52.8	vs Pittsburgh (Oct 12, 2013)
Long Punt	56	vs North Carolina (Oct 05, 2013)
		vs Pittsburgh (Oct 12, 2013)
Punts inside 20	3	vs Alabama (Aug 31, 2013)
		at Georgia Tech (Sep 26, 2013)
Long Punt Return	43	vs Alabama (Aug 31, 2013)

### OPPONENT INDIVIDUAL GAME HIGHS

Rushes	33	Williams,A, at Boston College (Nov 02, 2013)
Yards Rushing	166	Williams,A, at Boston College (Nov 02, 2013)
TD Rushes	2	Williams,A, at Boston College (Nov 02, 2013)
Long Rush	62	Williams,A, at Boston College (Nov 02, 2013)
Pass attempts	41	CATO, Rakeem, vs Marshall (Sep 21, 2013)
Pass completions	23	Williams, M, vs North Carolina (Oct 05, 2013)
Yards Passing	277	Williams, M, vs North Carolina (Oct 05, 2013)
TD Passes	2	CATO, Rakeem, vs Marshall (Sep 21, 2013)
		Williams, M, vs North Carolina (Oct 05, 2013)
Long Pass	48	Savage,T., vs Pittsburgh (Oct 12, 2013)
Receptions	10	SHULER, Tommy, vs Marshall (Sep 21, 2013)
Yards Receiving	120	SHULER, Tommy, vs Marshall (Sep 21, 2013)
TD Receptions	1	Christian Jones, vs Alabama (Aug 31, 2013)
		WILLIAMS, Bryce, at East Carolina (Sep 14, 2013)
		SMITH, Devon, vs Marshall (Sep 21, 2013)
		HOSKINS, Gator, vs Marshall (Sep 21, 2013)
		Davis, Q, vs North Carolina (Oct 05, 2013)
		Ebron, E, vs North Carolina (Oct 05, 2013)
		Sinkovec,J, at Boston College (Nov 02, 2013)
Long Reception	48	Street,D., vs Pittsburgh (Oct 12, 2013)
Field Goals	2	Martin, R, vs Duke (Oct 26, 2013)
		Freese,N, at Boston College (Nov 02, 2013)
Long Field Goal	53	Martin, R, vs Duke (Oct 26, 2013)
Punts	9	Cody Mandell, vs Alabama (Aug 31, 2013)
Punting Avg	46.4	Cody Mandell, vs Alabama (Aug 31, 2013)
Long Punt	61	Cody Mandell, vs Alabama (Aug 31, 2013)
Punts inside 20	4	Cody Mandell, vs Alabama (Aug 31, 2013)
Long Punt Return	72	Christian Jones, vs Alabama (Aug 31, 2013)
Long Kickoff Return	94	Christian Jones, vs Alabama (Aug 31, 2013)
Tackles	19	Helton, D, vs Duke (Oct 26, 2013)
Sacks	2.0	Donald,A., vs Pittsburgh (Oct 12, 2013)
		Edebali,K, at Boston College (Nov 02, 2013)
Tackles For Loss	3.0	Donald,A., vs Pittsburgh (Oct 12, 2013)
Interceptions	1	Vinnie Sunseri, vs Alabama (Aug 31, 2013)
		Christon Gill, vs Western Carolina (Sep 07, 2013)
		Trey Morgan, vs Western Carolina (Sep 07, 2013)
		ARMSTRONG, Adns, at East Carolina (Sep 14, 2013)
		LOVETT, M., vs Marshall (Sep 21, 2013)
		HEWITT, Neville, vs Marshall (Sep 21, 2013)
		Cockrell, R, vs Duke (Oct 26, 2013)
		Cash, J, vs Duke (Oct 26, 2013)
		Patterson, G, vs Duke (Oct 26, 2013)
		Brown, Ke., vs Duke (Oct 26, 2013)
		Asprilla,M, at Boston College (Nov 02, 2013)
		Pierre-Louis,K, at Boston College (Nov 02, 2013)

### OPPONENT TEAM GAME HIGHS

Rushes	46	vs Marshall (Sep 21, 2013)
Yards Rushing	196	at Boston College (Nov 02, 2013)
Yards Per Rush	4.7	at Boston College (Nov 02, 2013)
TD Rushes	2	at Boston College (Nov 02, 2013)
Pass attempts	41	vs Marshall (Sep 21, 2013)
Pass completions	23	vs North Carolina (Oct 05, 2013)
Yards Passing	277	vs North Carolina (Oct 05, 2013)
Yards Per Pass	7.9	vs North Carolina (Oct 05, 2013)
TD Passes	2	vs Marshall (Sep 21, 2013)
		vs North Carolina (Oct 05, 2013)
Total Plays	87	vs Marshall (Sep 21, 2013)
Total Offense	376	vs North Carolina (Oct 05, 2013)
Yards Per Play	5.2	at Boston College (Nov 02, 2013)
Points	35	vs Alabama (Aug 31, 2013)
Sacks By	4	at Boston College (Nov 02, 2013)
First Downs	22	vs Marshall (Sep 21, 2013)
Penalties	11	vs Marshall (Sep 21, 2013)
		vs North Carolina (Oct 05, 2013)
Penalty Yards	79	vs North Carolina (Oct 05, 2013)
Turnovers	4	vs Duke (Oct 26, 2013)
Interceptions By	4	vs Duke (Oct 26, 2013)
Punts	9	vs Alabama (Aug 31, 2013)
Punting Avg	46.4	vs Alabama (Aug 31, 2013)
Long Punt	61	vs Alabama (Aug 31, 2013)
Punts inside 20	4	vs Alabama (Aug 31, 2013)
Long Punt Return	72	vs Alabama (Aug 31, 2013)

20-YARD PLAYS

Yards	Type	Player(s)	Opponent
83	Pass	Willie Byrn from Logan Thomas	North Carolina
*77	Rush	Trey Edmunds	Alabama
*76	Rush	Chris Mangus	Western Carolina
69	Pass	Joshua Stanford from Logan Thomas	Boston College
56	Pass	Demitri Knowles from Logan Thomas	Duke
48	KR	Demitri Knowles	Boston College
*45	Pass	Demitri Knowles from Logan Thomas	North Carolina
43	PR	Kyshoen Jarrett	Alabama
43	Rush	Trey Edmunds	Marshall
40	FR	Derrick Hopkins	Marshall
40	Pass	Demitri Knowles from Logan Thomas	Pittsburgh
*37	INT	Detrick Bonner	Western Carolina
35	INT	Detrick Bonner	Western Carolina
34	Pass	D.J. Coles from Logan Thomas	Alabama
30	KR	Demitri Knowles	Marshall
*30	Pass	Demitri Knowles from Logan Thomas	East Carolina

28	Pass	Demitri Knowles from Logan Thomas	Georgia Tech
28	KR	J.C. Coleman	Boston College
27	Pass	Joshua Stanford from Logan Thomas	Boston College
27	KR	Chase Williams	Western Carolina
*27	Pass	Kalvin Cline from Logan Thomas	Pittsburgh
26	Rush	Logan Thomas	Georgia Tech
25	KR	Demitri Knowles	East Carolina
25	KR	Demitri Knowles	Marshall
25	Pass	D.J. Coles from Logan Thomas	Boston College
25	Pass	Willie Byrn from Logan Thomas	Pittsburgh
24	KR	Demitri Knowles	Duke
24	KR	Der'Woun Greene	Alabama
23	Pass	Joshua Stanford from Logan Thomas	Boston College
22	Pass	Demitri Knowles from Logan Thomas	East Carolina
22	Pass	Chris Mangus from Logan Thomas	Marshall
22	Pass	Demitri Knowles from Logan Thomas	Georgia Tech
22	Pass	D.J. Coles from Logan Thomas	Boston College
*22	Pass	Trey Edmunds from Logan Thomas	Boston College
21	Pass	Joshua Stanford from Logan Thomas	Marshall
21	Pass	Kalvin Cline from Logan Thomas	Boston College
*21	Pass	D.J. Coles from Logan Thomas	Georgia Tech
21	Pass	Joshua Stanford from Logan Thomas	North Carolina
20	Pass	Joshua Stanford from Logan Thomas	Pittsburgh
20	Pass	Willie Byrn from Logan Thomas	Boston College
20	KR	Demitri Knowles	Georgia Tech
20	Pass	Joshua Stanford from Logan Thomas	North Carolina
20	Pass	D.J. Coles from Logan Thomas	East Carolina

\* Touchdown Scored On Play

20-YARD PLUS PLAYS BY PLAYER

PLAYER	NO	TD	RUSH	PASS	KR	PR	IR	FR
Demitri Knowles	13	2	0	7	6	0	0	0
Joshua Stanford	7	0	0	7	0	0	0	0
D.J. Coles	5	1	0	5	0	0	0	0
Trey Edmunds	3	2	2	1	0	0	0	0
Willie Byrn	3	0	0	3	0	0	0	0
Kalvin Cline	2	1	0	2	0	0	0	0
Chris Mangus	2	1	1	1	0	0	0	0
Detrick Bonner	2	1	0	0	0	0	2	0
Derrick Hopkins	1	0	0	0	0	0	0	1
J.C. Coleman	1	0	0	0	1	0	0	0
Chase Williams	1	0	0	0	1	0	0	0
Kyshoen Jarrett	1	0	0	0	0	1	0	0
Logan Thomas	1	0	1	0	0	0	0	0
Der'Woun Greene	1	0	0	0	1	0	0	0
TOTAL	43	8	4	26	9	1	2	1

LONG PLAYS BY THE NUMBERS

PLAYS	NO	TD
100+	0	0
90-99	0	0
80-89	1	0
70-79	2	2
60-69	1	0
50-59	1	0
40-49	6	1
30-39	5	2
20-29	27	3

LONG PLAYS BY TYPE	NO	TD
Rushing	4	2
Passing	26	5
Punt returns	1	0
Kick returns	9	0
Interceptions	2	1
Fumble returns	1	0
Other	0	0
TOTAL	43	8

LONGEST PLAYS OF THE YEAR

<b>Rushing</b>		
77	Trey Edmunds vs Alabama	Aug. 31

<b>Rushing Touchdown</b>		
77	Trey Edmunds vs Alabama	Aug. 31

<b>Passing</b>		
83	Willie Byrn from Logan Thomas vs North Carolina	Oct. 5

<b>Passing Touchdown</b>		
45	Demitri Knowles from Logan Thomas vs North Carolina	Oct. 5

<b>Punt Return</b>		
43	Kyshoen Jarrett vs Alabama	Aug. 31

<b>Kick Return</b>		
48	Demitri Knowles vs Boston College	Nov. 2

<b>Interception Return</b>		
37	Detrick Bonner vs Western Carolina	Sep. 7

<b>Fumble Return</b>		
40	Derrick Hopkins vs Marshall	Sep. 21

<b>Punt</b>		
56	A.J. Hughes vs North Carolina	Oct. 5
56	A.J. Hughes vs Pittsburgh	Oct. 12
56	A.J. Hughes vs Pittsburgh	Oct. 12

<b>Field Goal</b>		
56	A.J. Hughes vs Boston College	Nov. 2



2013 VIRGINIA TECH SCORING DRIVES

Qtr.	Opp.	Scoring Play	Plays-Yds.-TOP
1	Alabama	Edmunds, T 77 Rush (Journell, C)	1-77-0:11
2	Alabama	FG Journell, C 39	7-12-3:28
1	WCU	Bonner, D 37 Interception Return (Journell, C)	-
2	WCU	Edmunds, T 1 Rush (Journell, C)	16-87-6:27
2	WCU	Coles, DJ 19 Pass From Thomas, L (Journell, C)	9-69-4:18
3	WCU	Mangus, C 76 Rush (Journell, C)	2-83-0:50
3	WCU	Edmunds, T 1 Rush (Journell, C)	7-50-2:50
4	WCU	FG Journell, C 30	9-34-3:13
4	WCU	Caleb, J 13 Rush (Journell, C)	6-45-3:13
1	ECU	Knowles, D 30 Pass From Thomas, L (Journell, C)	11-70-6:04
3	ECU	Coles, DJ 3 Pass From Thomas, L (kick failed)	10-75-4:40
4	ECU	Team Safety	-
1	MU	DiNardo, D 11 Punt Return (Keyserling, E)	-
1	MU	Thomas, L 2 Rush (Keyserling, E)	13-89-6:24
4	MU	Byrn, W 2 Pass From Thomas, L (Keyserling, E)	14-83-6:16
OT	MU	Thomas, L 2 Rush	5-25-0:00
1	GT	Coles, DJ 21 Pass From Thomas, L (Journell, C)	2-27-0:31
2	GT	Thomas, L 5 Rush (Journell, C)	10-91-6:02
4	GT	FG Journell, C 39	8-26-3:22
1	NC	Knowles, D 45 Pass From Thomas, L (Journell, C)	5-77-2:13
2	NC	Coles, DJ 9 Pass From Thomas, L (Journell, C)	12-73-4:33
2	NC	Coles, DJ 5 Pass From Thomas, L (Journell, C)	4-98-1:46
4	NC	Edmunds, T 1 Rush (kick blocked)	6-17-2:20
1	Pitt	Cline, K 27 Pass From Thomas, L (Journell, C)	8-71-3:48
1	Pitt	FG Journell, C 48	7-29-3:28
3	Pitt	FG Journell, C 37	11-69-5:03
3	Pitt	FG Journell, C 42	11-45-5:06
4	Pitt	FG Journell, C 23	7-29-3:17
3	Duke	Thomas, L 5 Rush (Journell, C)	6-99-2:47
4	Duke	FG Journell, C 42	10-31-4:43
2	BC	Edmunds, T 1 Rush (Journell, C)	9-76-4:57
2	BC	FG Journell, C 56	10-43-1:52
3	BC	Cline, K 1 Pass From Thomas, L (Journell, C)	8-82-4:14
4	BC	FG Journell, C 47	7-46-3:12
4	BC	Edmunds, T 22 Pass From Thomas, L (Journell, C)	8-52-1:41
Totals			259-1880-112:49
Average Scoring Drive			8.1 plays-58.8 yds.

VIRGINIA TECH SCORING

35 Total Scores (11 Run, 11 Pass, 10 FG, 1 S.T., 1 Defense, 1 Safety)	
• 9 First Quarter Scores (2 run, 4 pass, 1 FG, 1 defense, 1 S.T.)	
• 8 Second Quarter Scores (3 run, 3 pass, 2 FG)	
• 7 Third Quarter Scores (3 run, 2 pass, 2 FG)	
• 10 Fourth Quarter Scores (2 run, 2 pass, 5 FG, 1 safety)	
• 1 Overtime Drives (1 run)	
Most plays in a scoring drive:	16 plays - vs. Western Carolina (16-87-6:27 - TD)
Longest scoring drive:	99 yards - vs. Duke (6-99-2:47 - TD)
Longest TOP scoring drive:	6:27 - vs. Western Carolina (16-87-6:27 - TD)
Average TOP on offensive scoring drives:	3:31
OPPONENTS	
Most plays in a scoring drive:	14 plays - Georgia Tech (14-82-8:12 - TD)
Longest scoring drive:	82 yards - Georgia Tech (14-82-8:12 - TD)
Longest TOP scoring drive:	8:12 - Georgia Tech (14-82-8:12 - TD)
Average TOP on offensive scoring drives:	2:40

POINTS OFF TURNOVERS

VT	Total	UA	WCU	ECU	MU	GT	NC	PITT	DU	BC	UM	MD	VA
Opp. TOs	20	1	3	3	3	3	3	0	4	0			
Points	24	3	7	0	0	7	7	0	0	0			
Opponents													
VT TOs	15	1	3	1	2	0	0	0	4	4			
Points	34	7	3	0	7	0	0	0	0	17			

ON THE MOVE

Quarterback	O Drives				Drives Ended By					Points		Pts.	Drive
	Started	TD	FG	FGA	Punt	Downs	TO	Clock	Safety	Scored	Drive	Drive	Efficiency
Thomas	113	21	10	19	48	5	14	6	0	176	1.56		27.4%
Leal	3	1	0	0	2	0	0	0	0	7	2.33		33.3%
VT Offense	116	22	10	19	50	5	14	6	0	183	1.58		27.6%
Opp. Offense	104	11	7	9	51	4	19	9	1	94	0.90		17.3%

KICKOFFS	No.	Yds	Avg	TB	OB	Retn	Net	Avg. Start
Mitchell Ludwig	30	1904	63.5	13	0	13.7	58.4	21
Michael Branthover	8	496	62.0	3	0	10.1	59.4	20
Cody Journell	3	187	62.3	1	0	10.3	58.7	21
Keyserling	1	65	65.0	0	0	5.0	60.0	20
Total	42	2652	63.1	17	0	21.1	58.7	21
Opponents	33	2075	62.9	12	1	19.9	58.1	22

KICKOFF RETURNS (25 yards added to average drive started total for touchbacks; 40 yards for kicks out of bounds; added in team return)

Player	No.	Ret.	FC	OB	TB	O-S	Avg. Depth	Avg. Drive Start
Deep Men	31	19	0	1	11	0	1.5-yard line (47)	23.1-yard line (716)
Other	4	1	0	1	0	2	50.0-yard line (200)	+41.0-yard line (227)
Team	35	20	0	2	11	2	7.1-yd. line (247)	26.9-yd. line (943)