

VIRGINIA TECH

ATHLETICS COMMUNICATIONS

675 WASHINGTON STREET
ROOM 460 JAMERSON ATHLETIC CENTER
BLACKSBURG, VA • 24061

Office: (540) 231-6726 • Fax: (540) 231-6984

ACC CHAMPIONS: 2004 | 2007 | 2008 | 2010 BIG EAST CHAMPIONS: 1995 | 1996 | 1999 SOUTHERN CHAMPIONS: 1963

Saturday, Sept. 14, 2013

Kickoff: 12:05 p.m.

Dowdy-Ficklen Stadium

50,000 • Greenville, N.C.

Series vs. East Carolina: VT leads, 12-5

Last Meeting: VT, 17-10 (2011; in Greenville)

BROADCAST INFORMATION

Television: FOX Sports 1

PBP: Adam Alexander

Analyst: Chris Simms

Sidelines: None



Radio: Virginia Tech IMG Sports Network

PBP: Bill Roth (26th season)

Analyst: Mike Burnop (31st season)

In Stadium Broadcast: 89.9 FM



Sirius: Channel 136; XM: Channel 190



ATHLETICS COMMUNICATIONS

Asst. AD: Dave Smith

540-231-6726; vtsid@vt.edu

Assoc. Director: Bryan Johnston

540-231-3387; blj@vt.edu

Director of Photography: Dave Knachel

540-231-3387; dknachel@vt.edu

VT On the Web: hokiesports.com/football

Twitter: twitter.com/VT_Football

Instagram: instagram.com/vthokiefootball

Tumblr: vthokiefootball.tumblr.com

This Game's Hash Tag: #VTvsECU

THE COACHING STAFF

ON THE FIELD

Frank Beamer.....head coach
Shane Beamer.....assoc. head coach/RBs
Bud Foster.....defensive coordinator/ILBs
Jeff Grimes.....offensive line
Aaron Moorehead.....wide receivers
Charley Wiles.....defensive line

IN THE BOOTH

Cornell Brown.....outside linebackers
Torrian Gray.....defensive secondary
Scot Loeffler.....offensive coordinator/QBs
Bryan Stinespring.....recruiting coordinator/TEs

THE 2013 CAPTAINS

Kyle Fuller (#17)

Andrew Miller (#74)

Logan Thomas (#3)

Jack Tyler (#58)



EAST CAROLINA (2-0, 1-0 C-USA)

PIRATES

THE SERIES

• Virginia Tech and East Carolina University will be meeting for the 18th time Saturday with the Hokies leading the series, 12-5. The series began in 1956 when the schools met in Bluefield, W.Va.

• Tech is 5-2 all-time at Dowdy-Ficklen Stadium, winning its last four contests in Greenville (1994, 2000, 2009, 2011). In Tech's last trip there, the defense held ECU to just 112 yards of total offense and David Wilson ran for 137 yards as the Hokies held on for a 17-10 victory in 2011.

• In its last five trips to Dowdy-Ficklen Stadium, Tech's defense hasn't allowed more than 110 net yards of rushing to the Pirates: 90 in 1992, 89 in 1994, 97 in 2000, 110 in 2009 and minus-15 in 2011.

COACHING THEIR ALMA MATERS

• When the two teams meet Saturday, two alums will lead their respective teams onto the field. For the Hokies, it's long-time head coach Frank Beamer leading the charge. The 1969 graduate of Tech is in his 27th year at the helm of his alma mater. On the other sideline, Ruffin McNeill leads the Pirates into battle. He is a 1980 graduate of East Carolina University and is in his fourth year at the helm of the Pirates'.



VIRGINIA TECH (1-1, 0-0 ACC)

HOKIES

program. They are two of 12 coaches at the FBS level who serve their alma mater as a head coach in 2013.

SUCCESS IN THE TAR HEEL STATE

• Tech has had pretty good success playing in the state of North Carolina, winning nine of its last 11 games. Since 2000, the Hokies are 17-3 in games played in the Tar Heel State with the lone losses coming at the hands of ECU in Charlotte in 2008, Clemson in Charlotte at the 2010 ACC Championship Game and last year at UNC. Under Frank Beamer, Tech is 20-6 in games played in North Carolina.

STRONG IN SEPTEMBER

• Tech has a 68-12 mark in September dating back to the start of its bowl streak in the 1993 season, including a 29-7 mark over the past seven-plus seasons (2005-2013).

NORTH CAROLINA HOKIES

• Tech has four North Carolina natives on its roster: freshman receiver **Carlis Parker** (Statesville), freshman running back **Chris Mangus** (Raleigh), freshman linebacker **Dahman McKinnon** (Hope Mills) and freshman linebacker **Jamieon Moss** (Elizabeth City).

COUNTDOWN TO KICKOFF

- 10 **Ten** Virginia Tech players caught passes in the Western Carolina game.
- 9 The Hokies have won **nine** of their last 10 games against East Carolina.
- 8 Quarterback Logan Thomas needs **eight** pass completions to pass Tyrod Taylor (495) as the all-time leader in completions at Tech.
- 7 Linebacker Chase Williams had a career-best **seven** tackles against WCU.
- 6 Virginia Tech has intercepted at least one pass in each of its last **six** games.
- 5 **Five** of Tech's seven visits to ECU have been decided by seven points or less.
- 4 D.J. Coles picked up his **fourth** career touchdown reception in last week's game.
- 3 **Three** Tech players – J.C. Coleman (86), Trey Edmunds (77) and Chris Mangus (76) – have posted touchdown runs of more than 75 yards in a nine-game span.
- 2 Free safety Detrick Bonner intercepted **two** passes against Western Carolina.
- 1 Tech had no negative yard rushing plays against WCU, a **first** under Coach Frank Beamer.



COACH FRANK BEAMER

Frank Beamer (Virginia Tech '69), whose Virginia Tech teams have posted a 193-65 record over the past 20+ seasons and have appeared in bowl games each year in that span, is in his 27th year as the head football coach at Tech and 33rd overall. Beamer has guided the Hokies to a 217-105-2 record and sits with an overall record of 259-128-4.

Under Beamer, Tech football has enjoyed unprecedented success with 20 consecutive bowl appearances, four ACC titles, five ACC Coastal Division crowns, three BIG EAST Conference titles, two "major" bowl victories, six BCS appearances and a trip to the national championship game.

Tech won the BIG EAST title in 1995 and 1999, and shared it in '96. Beamer was voted BIG EAST Coach of the Year by the league's coaches each of those seasons and was tabbed the Atlantic Coast Conference Coach of the Year in both 2004 and 2005.

In 1997, he was inducted into the Virginia Tech Sports Hall of Fame, becoming the first active coach at the university to be honored in that fashion. Following the 1999 season, he earned eight national coach of the year honors.

During his undergraduate days at Tech, Beamer started three years as a cornerback and played on the Hokies' 1966 and 1968 Liberty Bowl teams.

The 66-year-old Hillsville, Va., native began as an assistant at Radford High School from 1969 through 1971. Then, after one season as a graduate assistant at the University of Maryland, he went to The Citadel where he worked five seasons under Bobby Ross and one year under Art Baker. His last two years at The Citadel, Beamer was the defensive coordinator. In 1979, he went to Murray State as the defensive coordinator under Mike Gottfried. He was named head coach at MSU in 1981 and went on to compile a six-year record of 42-23-2.

In 1990, Beamer received a new contract and a substantial pay raise. He refused the raise, however, until a time that all classified and faculty employees of the university could have the same opportunity for pay raises. Most state salaries had been frozen at the time. When offered a pay increase in 2006, he did not sign the agreement until his assistant coaches were taken care of.

He is married to the former Cheryl Oakley of Richmond, Va. They have two children, Shane, a former member of his dad's football team at Virginia Tech and now the associate head coach/running backs coach at Virginia Tech; and daughter Casey, a 2003 graduate of Tech. He has three grandchildren, Sutton, Olivia and Hunter, children of Shane and his wife, Emily. Casey was married in 2012 to former Virginia Tech wrestler Canaan Prater.

Beamer was born in Mt. Airy, N.C., and grew up in Hillsville, Va. At Hillsville High, he earned 11 varsity letters as a three-sport athlete in football, basketball and baseball.

An avid NASCAR fan, Beamer has been the official starter for races at Bristol Motor Speedway, Martinsville Speedway and Richmond International Raceway.

Beamer, who is the winningest active coach in the Football Bowl Subdivision with 259 victories, had his No. 25 jersey retired by Tech in a pregame ceremony before the Marshall game in 2002. He is sixth all-time among FBS coaches (min. 10 seasons at FBS school) in terms of all-time victories.

STABILITY AT THE TOP

• **Frank Beamer**, the first Tech alumnus to guide Virginia Tech's football program since the 1940s, has coached and won more football games at Tech than any other head coach.

• Not one of the 125 active Division I-A (FBS) head football coaches has been at his current school longer than Beamer.

THE BEAMER FILE

PERSONAL:

Born: 10/18/46, Mt. Airy, N.C. (66 years old)
Hometown: Hillsville, Va.
Wife: former Cheryl Oakley
Children: Shane, Casey Prater
Grandchildren: Sutton, Olivia, Hunter

EDUCATION:

High School: Hillsville (1965)
College: Virginia Tech (1969)
Postgraduate: Radford University (1972)

PLAYING EXPERIENCE:

Virginia Tech (1966-68)

COACHING EXPERIENCE:

1972	Graduate Assistant, Maryland
1973-76	Assistant Coach, The Citadel
1977-78	Defensive Coordinator, The Citadel
1979-80	Defensive Coordinator, Murray State
1981-86	Head Coach, Murray State
1981	(8-3)
1982	(4-7)
1983	(7-4)
1984	(9-2)
1985	(7-3-1)
1986	(7-4-1) Ohio Valley co-champs
1987-	Head Coach, Virginia Tech
1987	(2-9)
1988	(3-8)
1989	(6-4-1)
1990	(6-5)
1991	(5-6)
1992	(2-8-1)
1993	(9-3) Independence Bowl champs
1994	(8-4) Gator Bowl
1995	(10-2) BIG EAST champs; Sugar Bowl champs
1996	(10-2) BIG EAST co-champs; Orange Bowl
1997	(7-5) Gator Bowl
1998	(9-3) Music City Bowl champs
1999	(11-1) BIG EAST champs; Sugar Bowl
2000	(11-1) Gator Bowl champs
2001	(8-4) Gator Bowl
2002	(10-4) San Francisco Bowl champs
2003	(8-5) Insight Bowl
2004	(10-3) ACC champs; Sugar Bowl
2005	(11-2) Gator Bowl champs
2006	(10-3) Chick-fil-A Bowl
2007	(11-3) ACC champs; Orange Bowl
2008	(10-4) ACC champs; Orange Bowl champs
2009	(10-3) Chick-fil-A Bowl champs
2010	(11-3) ACC champs; Orange Bowl
2011	(11-3) Sugar Bowl
2012	(7-6) Russell Athletic Bowl champs
2013	(1-1)

Record at MSU: 42-23-2 (six years)

Record at VT: 217-105-2 (27th year)

Record (overall): 259-128-4 (33rd year)

WINNINGEST NCAA FBS FOOTBALL COACHES

All-Time By Victories

Minimum 10 years as head coach at FBS institutions; record at four-year colleges only; bowl games included

1.	377	Bobby Bowden (12 wins vacated)
2.	323	Bear Bryant
3.	319	Pop Warner
4.	314	Amos Alonzo Stagg
5.	298	Joe Paterno (11 wins vacated)
6.	259 *	Frank Beamer
7.	257	LaVell Edwards
8.	255	Tom Osborne
9.	249	Lou Holtz
10.	238	Woody Hayes

* - active coach;

taken from 2013 NCAA Football Record Book

MILESTONE GAMES FOR BEAMER

- **First Collegiate Game and Win:** Southeast Missouri (37-23); Sept. 5, 1981 (at Murray St.)
- **First Win at Tech:** Navy (31-11); Oct. 3, 1987
- **50th Career Win:** West Virginia (12-10); Oct. 7, 1989
- **First Bowl Game and Bowl Win:** Indiana (45-20); Independence Bowl; Dec. 31, 1993
- **100th Career Win:** East Carolina (35-14); Nov. 9, 1996
- **100th Win at Tech:** Connecticut (52-10); Sept. 1, 2001
- **150th Career Win:** Arkansas State (63-7); Aug. 25, 2004
- **150th Win at Tech:** Southern Miss (36-6); Oct. 21, 2006
- **200th Career Win:** Ohio (28-7); Sept. 15, 2007
- **200th Win at Tech:** East Carolina (17-10); Sept. 10, 2011
- **250th Career Win:** North Carolina (24-21); Nov. 17, 2011

Conference Titles:

Big East: 1995, 1996 (co), 1999
ACC: 2004, 2007, 2008, 2010

Conference Coach Of The Year:

Big East: 1995, 1996, 1999
ACC: 2004, 2005



THE COACHES



Frank Beamer.....	Coach.....	Ruffin McNeill
Virginia Tech.....	School.....	East Carolina
Virginia Tech ('69).....	Alma Mater.....	East Carolina ('80)
217-105-2 (27th year).....	Record at School.....	21-19 (fourth year)
259-128-4 (33rd year).....	Overall Record.....	22-19 (interim head coach for TTU in Alamo Bowl)
10-6 (one loss while at MSU).....	Record vs. the opponent.....	0-1
1-0.....	Beamer vs. McNeill	

IN SELECT COMPANY

• With the win over East Carolina on Sept. 10, 2011, Virginia Tech head coach Frank Beamer joined another elite group, one that includes coaches to win 200 or more games at one college.

• Currently, only 10 current or former FBS/Division I-A coaches, as well as only 36 coaches at all levels, are in this group.

Coaches With 200+Victories at One College FBS/Division I-A only

Bobby Bowden, Florida St. (1976-2009)	304
Joe Paterno, Penn St. (1966-2011)	298
LaVell Edwards, BYU (1972-2000)	257
Tom Osborne, Nebraska (1973-97)	255
Amos Alonzo Stagg, Chicago (1892-1932)	244
Chris Ault, Nevada (1976-92, 95-95, 04-12)	233
Bear Bryant, Alabama (1958-82)	232
Frank Beamer, Virginia Tech (1987-)	217
Woody Hayes, Ohio St. (1951-78)	205
Vince Dooley, Georgia (1964-88)	201

Follow us on twitter

@VT_Football



TEAM RESULTS FOR QUARTERBACKS UNDER BEAMER (starters; by victories)

Name	Years	Record	Pct.
Taylor, Tyrod	2007-10	34-8	.810
Randall, Bryan	2002-04	26-12	.684
Vick, Michael	1999-00	21-1	.955
Druckenmiller, Jim	1995-96	20-4	.833
Thomas, Logan	2011-	19-10	.655
DeShazo, Maurice	1992-94	19-14-1	.586
Glennon, Sean	2006-08	18-8	.692
Furrer, Will	1988-91	16-18-1	.486
Clark, Al	1997-98	12-7	.632
Vick, Marcus	2005	11-2	.846
Noel, Grant	2001-02	10-4	.714
Sorensen, Nick	1997-98	3-1	.750
Young, Cam	1989	3-3	.500
Meyer, Dave	1998-00	2-1	.667
Chapman, Erik	1987	2-9	.182
Wooten, Rodd	1989, 91	1-2	.333
Koel, Treg	1992	0-1	.000
Totals	1987-10	217-105-2	.673

COMEBACKS UNDER BEAMER

BIGGEST SECOND-HALF

COMEBACK VICTORIES:

15 points	Virginia (1995)
trailed 29-14 after 3rd.....	won 36-29
14 points	North Carolina (2008)
trailed 17-3 in 3rd.....	won 20-17
11 points	Louisville (2004)
trailed 24-13 in 4th.....	won 35-24

BIGGEST TOTAL COMEBACK VICTORY:

20 points	Duke (2012)
trailed 20-0 in 1st.....	won 41-20

WHERE BEAMER RANKS

Active NCAA FBS Coaches BY WINS

min. 5 years as D-I head coach; 4-year schools only

259	Frank Beamer (Virginia Tech)
237	Mack Brown (Texas)
209	Steve Spurrier (South Carolina)
200	Brian Kelly (Notre Dame)
198	Dennis Franchione (Texas State)

Active NCAA Coaches

BY BOWL APPEARANCES

20	Frank Beamer (Virginia Tech)
20	Mack Brown (Texas)
19	Steve Spurrier (South Carolina)

BEAMER NOTABLES

259-128-4	Overall Record
217-105-2	Overall Record at Virginia Tech
128-33-1	Record Lane Stadium
57-15	Record in ACC Reg. Season Games
42-48-1	Record vs. Top 25 Teams
38-7	Record vs. ACC Coastal Division
22-10	Record vs. ACC Atlantic Division
29-7	Record in ACC Home Games
28-8	Record in ACC Road Games
20-3	Record in ACC Coastal Home Games
12-6	Record in ACC Atlantic Home Games
18-4	Record in ACC Coastal Road Games
10-4	Record in ACC Atlantic Road Games
20	Bowl Appearances
8	BCS/BCA Appearances
3	Big East Titles
5	ACC Champ. Game Appearances
4	ACC Titles

HOKIE TRENDS

	2013	Beamer
August	0-1	4-3
September	1-0	75-27-1
October	0-0	64-31-1
November	0-0	61-29
December/January	0-0	13-15
VT's CONFERENCE (BIG EAST/ACC) RECORD		
At home	0-0	60-16
On the road	0-0	53-25
Neutral	0-0	0-0
VT's NON-CONFERENCE RECORD		
At home	1-0	68-17-1
On the road	0-0	23-27-1
Neutral	0-1	13-20
VT vs. RANKED OPPONENTS (AP)		
At home	0-0	23-23-1
On the road	0-0	15-37
Neutral	0-1	10-22
VT's RECORD IN GAMES ...		
Decided by 4-7 pts.	0-0	24-23
Decided by 3 or less pts.	0-0	20-22-2
Home during the day	1-0	102-24-1
Away during the day	0-0	51-36
Home at night	0-0	26-9
Away at night	0-0	25-17-1
VT's RECORD WHEN SCORING ...		
Less than 20 points	0-1	25-57-2
20-24 points	0-0	27-29
25+ points	1-0	165-19
VT's RECORD WHEN ALLOWING ...		
Less than 14 points	1-0	121-5-1
14-24 points	0-0	79-28-1
25+ points	0-1	17-72
VT's RECORD WHEN ...		
Leading after the 1st qtr	1-0	136-35
Trailing after the 1st qtr	0-1	39-48-2
Leading at halftime	1-0	172-28
Trailing at halftime	0-1	30-69
Leading after the 3rd qtr	1-0	192-19-1
Trailing after the 3rd qtr	0-1	15-81
Tied heading into the 4th qtr	0-0	10-5-1
Playing an OT game	0-0	5-2
Scoring first	1-0	148-39-1
Opponent scores first	0-1	69-66-1
Outrushing opponent	1-1	188-39-2
Being outrushed	0-0	28-66
Rushing total is even	0-0	1-0
Blocking a kick	0-0	74-33
Scoring a def/ST TD	1-0	80-25
VT's RECORD WITH ...		
Less than 300 yards total offense	0-1	34-49-1
300-399 yards total offense	0-0	85-35-1
400-499 yards total offense	1-0	75-15
500-599 yards total offense	0-0	17-6
600+ yards total offense	0-0	6-0
Less than 100 yards rushing	0-0	13-42
100-199 yards rushing	0-1	80-45-2
200-249 yards rushing	1-0	59-11
250+ yards rushing	0-0	65-7
Less than 100 yards passing	0-1	30-16
100-199 yards passing	0-0	103-56-1
200-299 yards passing	1-0	72-26-1
300-399 yards passing	0-0	12-6
400+ yards passing	0-0	0-1
VT's RECORD ALLOWING ...		
Less than 200 yards total offense	1-0	45-2
200-299 yards total offense	0-1	90-17-1
300-399 yards total offense	0-0	62-43-1
400-499 yards total offense	0-0	17-28
500-599 yards total offense	0-0	2-12
600+ yards total offense	0-0	1-3
Less than 100 yards rushing	0-1	120-24
100-199 yards rushing	1-0	80-47-2
200-249 yards rushing	0-0	12-15
250+ yards rushing	0-0	5-19
Less than 100 yards passing	1-0	33-10
100-199 yards passing	0-1	106-36-1
200-299 yards passing	0-0	57-35-1
300-399 yards passing	0-0	18-20
400+ yards passing	0-0	3-4



PRONUNCIATION GUIDE

NAMES		
Matt ARKEMA.....	ARK-a-muh	KYSHOEN Jarrett.....KY-shawn
DETRICK Bonner.....	DEE-trick	Cody JOURNELL.....jur-NELL
MICHAEL BRAINARD.....	BRAY-nerd	Ethan KEYSERLING.....KY-ser-ling
Michael BRANTHOVER.....	BRAN-oh-ver	Mark LEAL.....lee-AL
Willie BYRN.....	Burn	Scot LOEFFLER.....LEFF-ler
Augie CONTE.....	CON-tee	DAHMAN McKinnon.....duh-MAHN
Eddie D'ANTUONO.....	dan-TWAHN-oh	Andrew MOTUAPUAKA.....mo-TOO-uh-poo-WAH-kuh
Josh EBERLY.....	EH-ber-lee	DADI Nicolas.....like Daddy
TARIQ Edwards.....	tuh-REEK	Parker OSTERLOH.....OH-ster-low
Ken EKANEM.....	ee-CAN-um	Hunter WINDMULLER.....WEND-mull-er
ANTONE Exum.....	AN-tone	
Brandon FACYSON.....	FAY-sun (rhymes with Jason)	
DER'WOUN Greene.....	DARE-ee-on	
Fuller HOEPNER.....	HEPP-ner	
Mark IRICK.....	EYE-rick	

HOMETOWNS

CHERAW, S.C. (Edwards).....	sher-RAW
MISSISSAUGA, Ontario (Stanford).....	miss-ih-SAW-guh
PORTSMOUTH, Va. (Greene).....	PORTS-muth
TERRE HAUTE, Ind. (Hughes).....	TARE-uh HOTE

#TWEETITOUT

A few game notes in 140 characters or less



This will be the 18th meeting between @ECUathletics and @VT_Football with the #Hokies leading 12-5. #VTvsECU



@VT_Football is 5-2 all-time at Dowdy-Ficklen Stadium, but 5 of the 7 games have been decided by 7 points or less.



@VT_Football has a 68-12 mark in September dating back to the start of its bowl streak in the 1993 season.



In their last 5 trips to Dowdy-Ficklen Stadium, the #Hokies' defense hasn't allowed more than 110 net yards of rushing to the #Pirates.



Under Frank Beamer, @VT_Football is 20-6 in games played in the state of North Carolina, winning nine of its last 11.



@VT_Football's F. Beamer and @ECUathletics R. McNeill are 2 of 12 coaches in the FBS who serve their alma mater as a head coach in 2013.

WHAT'S A HOKIE?

That's the most frequently asked question regarding Virginia Tech athletics. The answer leads all the way back to 1896 when Virginia Agricultural and Mechanical College changed its name to Virginia Polytechnic Institute.

With the change came the necessity for writing a new cheer and a contest for such a purpose was held by the student body. Senior O.M. Stull won first prize for his "Old Hokie" yell which still is used today.

Later, when asked if "Hokie" had any special meaning, Stull explained the words he used had no hidden or symbolic meaning, but had been thought up in an effort to get attention. Hokie soon became a nickname for all Tech teams and for those people loyal to Tech athletics.

Following is the "Old Hokie" yell in its original form:

Hoki, Hoki, Hoki Hy!
Tech! Tech! V.P.I.!
Sola-Rex Sola-Rah
Polytech-Vir-gin-i-a!!
Rae, Ri, V.P.I.

JUST VIRGINIA TECH, PLEASE

While the full name of the school is Virginia Polytechnic Institute and State University, the school is commonly referred to as "Virginia Tech."

Founded in 1872, as Virginia Agricultural and Mechanical College, the university changed its name to Virginia Polytechnic Institute in 1896.

Fans of the athletic department, as well as media covering the Hokies, shortened the name to VPI, but it eventually became Virginia Tech.

The "State University" was added in 1970 to bring the official title to what it is today.

Those covering Hokie athletics are asked to refer to the university as simply "Virginia Tech."

Virginia Tech University, VPI and SU, VPI&SU, VT or VA Tech are not recognized names and should not be used.

2013 ACC Standings

COASTAL DIVISION

Team	Conf.	Overall
Duke	0-0	2-0
Miami	0-0	2-0
Georgia Tech	0-0	1-0
Virginia	0-0	1-1
North Carolina	0-0	1-1
Virginia Tech	0-0	1-1
Pittsburgh	0-1	0-1

ATLANTIC DIVISION

Team	Conf.	Overall
Boston College	1-0	2-0
Florida State	1-0	1-0
Clemson	0-0	2-0
Maryland	0-0	2-0
North Carolina State	0-0	2-0
Wake Forest	0-1	1-1
Syracuse	0-0	0-2

This Week in the ACC

Saturday, September 14

Virginia Tech at East Carolina
Louisiana-Monroe at Wake Forest
New Mexico at Pittsburgh
Boston College at USC
Georgia Tech at Duke
Nevada at Florida State
Wagner at Syracuse
Maryland at Connecticut

Next Week in the ACC

Thursday, September 19

Clemson at North Carolina State

Saturday, September 21

North Carolina at Georgia Tech
West Virginia at Maryland
Pittsburgh at Duke
Tulane at Syracuse
VMI at Virginia
Marshall at Virginia Tech
Savannah State at Miami
Bethune-Cookman at Florida State
Wake Forest at Army

Keeping Up With The Non-Conference Foes

Alabama (1-0): at Texas A&M

Western Carolina (0-2): The Citadel

East Carolina (2-0): Virginia Tech

Marshall (2-0): at Ohio

WINNING THE TURNOVER BATTLE

• Under Frank Beamer, when winning or tying the turnover battle, Virginia Tech is 162-37-2.

• Under Beamer, when winning the turnover battle, Tech is 135-24-2.

• Since 1993 (the start of the 20-year bowl streak), Tech is 118-10 when winning the turnover battle.

• Virginia Tech is 53-8 in the last 61 games when winning the turnover battle.



2013 SCHEDULES & RESULTS

Virginia Tech (1-1; 0-0 ACC):

nL	10- 35	Alabama (Georgia Dome)
hW	45- 3	Western Carolina
Sept.	14	at East Carolina
Sept.	21	Marshall
Sept.	26	at Georgia Tech*
Oct.	5	North Carolina*
Oct.	12	Pittsburgh*
Oct.	26	Duke*
Nov.	2	at Boston College*
Nov.	9	at Miami*
Nov.	16	Maryland*
Nov.	30	at Virginia*

East Carolina (2-0; 1-0 C-USA):

hW	52- 38	Old Dominion
hW	31- 13	Florida Atlantic*
Sept.	14	Virginia Tech
Sept.	28	at North Carolina
Oct.	5	at Middle Tennessee State*
Oct.	12	at Tulane*
Oct.	19	Southern Miss*
Nov.	2	at Florida International*
Nov.	9	Tulsa*
Nov.	16	UAB*
Nov.	23	at NC State
Nov.	29	at Marshall*

* Conference games

2012 RESULTS

Virginia Tech (7-6; 4-4 ACC):

hW	20- 17	Georgia Tech* (ot)
hW	42- 7	Austin Peay
aL	17- 35	Pittsburgh
hW	37- 0	Bowling Green
nL	24- 27	Cincinnati (FedExField)
aL	34- 48	North Carolina*
hW	41- 20	Duke*
aL	17- 38	#14 Clemson*
aL	12- 30	Miami*
hL	22- 28	#8 Florida State*
aW	30- 23	Boston College* (ot)
hW	17- 14	Virginia*
nW	13- 10	Rutgers (Russell Athletic Bowl) (ot)

East Carolina 8-5; 7-1 C-USA):

hW	35- 13	Appalachian State
aL	10- 48	South Carolina
aW	24- 14	Southern Miss*
aL	6- 27	North Carolina
hW	28- 18	UTEP*
aL	20- 40	UCF*
hW	41- 7	Memphis*
aW	42- 35	UAB*
hL	28- 56	Navy
hW	48- 28	Houston*
aW	28-23	Tulane*
hW	65- 59	Marshall* (2OT)
nL	34- 43	Louisiana (New Orleans Bowl)

* Conference games

TWENTY BOWLS IN A ROW

• With its trip to the Russell Athletic Bowl last year, Tech is now one of only three teams to go to 20 bowls in the past 20 seasons. The other two are Florida State and Florida.

Active Consecutive Bowl Appearances

1.	Florida State	31
2.	Florida	22
3.	Virginia Tech	20
4.	Georgia, Georgia Tech	16

• With that bowl trip last year, Virginia Tech is now one of only six programs in college football **history** to go to a bowl in at least 20 straight years, Nebraska (35), Michigan (33), Florida State (31; active), Alabama (25), Florida (22; active) and Virginia Tech (20; active).

ALL-TIME CONSECUTIVE BOWL APPEARANCES

(COACHES)

1.	Bobby Bowden (1982-09)	28
2.	Tom Osborne (1973-97)	25
3.	Paul "Bear" Bryant (1959-82)	24
4.	Frank Beamer (active)	20
5.	LaVell Edwards (1978-94)	17

SCORING STREAK

• Tech has scored in a school-record 232 straight football games, beginning with a win over Miami on Sept. 23, 1995. The streak began after a 16-0 loss to Cincinnati in 1995.

• The previous school record was 66 straight games (1970-76). During its current streak, Tech has scored 13 or more in all but 10 games.

ON THIS DATE IN HOKIE FOOTBALL ...

Sat, Sep. 14, 1996	at Boston College	W, 45-7
Sat, Sep. 14, 1985	Clemson	L, 17-20
Sat, Sep. 14, 1974	Kentucky	L, 7-38

DEFENSIVE TRADITION

• Virginia Tech defensive coordinator **Bud Foster** is the architect of some of the nation's best defenses on an annual basis. Since the start of the 2000 season, Tech leads the nation in interceptions and is third in turnovers gained. Check out these numbers Foster's crew has put up:

Most Interceptions Forced (2000-current)

1.	Virginia Tech	244
2.	Boston College	228
	Boise State	228
4.	Oklahoma.....	225
5.	Florida.....	224

Turnovers Gained (2000-current)

1.	Southern Cal.....	387
2.	Oklahoma.....	385
3.	Virginia Tech	381
4.	Boise State	375
5.	Oregon	371

TECH IN OVERTIME (5-2)

9/19/98	at Miami	27- 20	W	OT
11/9/02	at Syracuse	42- 50	L	3OT
11/15/03	at Temple	24- 23	W	OT
1/3/12	vs. Michigan	20- 23	L	OT
9/3/12	Georgia Tech	20- 17	W	OT
11/17/12	at Boston College	30- 23	W	OT
12/28/12	vs. Rutgers	13- 10	W	OT

BY THE NUMBERS

1984 ... the last season in which Virginia Tech did not block at least one kick.

206 ... yards of total offense by Alabama against the Tech defense was the second-lowest total for the Tide under head coach Nick Saban.

200 ... yards passing against Western Carolina marked the 18th 200-yard passing game for senior Logan Thomas.

154 ... passing yards would move Logan Thomas past Bryan Randall (6,508) for second place on Tech's all-time list.

37 ... yard interception return for a touchdown by Detrick Bonner against Western Carolina marked Tech's first defensive score since the 2010 ACC Championship Game when whip linebacker Jeron Gouveia-Winslow scored on an interception against Florida State.

18 ... more passes will move Logan Thomas past Will Furrer (920) for the most passing attempts in school history. Thomas currently has 903 career attempts.

12 ... players on the Hokies' roster that have already earned their undergraduate degrees.

10 ... true freshmen have already played for the Hokies this season, the most in Coach Frank Beamer's tenure. They are DT Woody Baron, TE Kalvin Cline, CB Brandon Facyson, CB Kendall Fuller, K Mitchell Ludwig, OT Jonathan McLaughlin, WR Carlis Parker, FB Sam Rogers and FB Jerome Wright.

9 ... points by kicker Cody Journell against WCU moved him into a tie with Ryan Williams for 10th place in career scoring at Tech with 192 points.

8 ... successful third-down conversions allowed by the Tech defense in 30 chances, which translates to 27 percent.

7 ... of the 10 Tech players with pass receptions this season are freshmen.

4 ... consecutive games in which Tech has held its opponent to 217 yards or less of total offense.

3 ... current national ranking of the Hokies in pass efficiency defense (80.5).

0 ... rushing attempts for Logan Thomas against Western Carolina marked the first time since he became Tech's starting QB in 2011 that Thomas has not registered a rushing attempt in a game. That spanned 28 consecutive starts. Thomas stands fifth all-time in rushing yards by a Tech quarterback with 1,017 yards.

MOST YEARS AT CURRENT SCHOOL (FBS ONLY)

26	Frank Beamer, Virginia Tech, 1987-2012
22	Larry Blakeney, Troy 1991-2012
21	Bill Snyder, Kansas St. 1989-2005, 09-2012
15	Mack Brown, Texas 1998-2012
14	Kirk Ferentz, Iowa 1999-2012
14	Bob Stoops, Oklahoma 1999-2012
13	Gary Patterson, TCU 2000-12



Game 1: No. 1 Alabama Tops Hokies in Chick-fil-A Kickoff

	No. 1 Alabama	35
	Virginia Tech	10

Georgia Dome • Atlanta, Ga.
Aug. 31, 2013 • Attendance: 73,114

ATLANTA – Mistakes on special teams and an untimely interception proved costly as Virginia Tech dropped its 2013 season opener to No. 1 Alabama, 35-10, in the Chick-fil-A Kickoff Game at the Georgia Dome in Atlanta.

The two-time, defending national champion Crimson Tide used a 72-yard punt return by Christian Jones and a 2-yard run by tailback T.J. Yeldon to build a 14-0 lead.

Tech trimmed that lead to 14-7 on a stunning 77-yard touchdown burst by redshirt freshman tailback Trey Edmunds. But just when Tech appeared to be gaining some steam after stopping Alabama on its next possession, Vinnie Sunseri quickly turned the momentum back to the Tide, picking off a Logan Thomas' pass and returning it 38 yards for a touchdown. The Hokies added a field goal before Jones contributed two more scores – one on a 77-yard kickoff return – to cap the Bama victory.

Tech's defense played well in the loss allowing just two scores and holding the powerful Alabama offense to just 206 total yards – the second-lowest total under Saban at Alabama. The Hokies had 12 tackles for loss in the game, while holding the Crimson Tide to 96 yards on the ground.

Edmunds rushed for 132 yards on 20 carries in his first collegiate outing. Tech finished the game with 212 yards of offense.

Game Notes

- Redshirt freshman Trey Edmunds rushed for 132 yards in his first collegiate game. The last Tech freshman to rush for 100 yards or more in his first game was Shyrone Stith who ran for 119 yards against Akron as a true freshman in 1996.

- Tech gave up touchdowns on a punt return, a kickoff return and an interception in the same game for the first time in Coach Frank Beamer's 26-plus seasons at the helm (323 games).

- Nine true freshmen played against the Tide. Those nine were Woody Baron, Chuck Clark, Brandon Facyson, Kendall Fuller, Mitchell Ludwig, Jonathan McLaughlin, Carlis Parker, Sam Rogers and Jerome Wright. In all, 20 players saw their first collegiate action in the game.

- Punter A.J. Hughes' 586 yards punting was a Tech record for a single game, surpassing Jack Simscak's 564 yards in a 1968 game against Alabama.

Final Statistics

Alabama	14	14	7	0	—	35
Virginia Tech	7	3	0	0	—	10
UA (13:21 re 1st)	- Jones 72 punt return (Foster kick)					
UA (1:53 re 1st)	- Yeldon 2 run (Foster kick)					
VT (1:37 re 1st)	- Edmunds 77 run (Journell kick)					
UA (14:04 re 2nd)	- Sunseri 38 interception return (Foster kick)					
VT (3:39 re 2nd)	- FG Journell 39					
UA (3:25 re 2nd)	- Jones 94 kickoff return (Foster kick)					
UA (3:43 re 3rd)	- Jones 38 pass from McCarron (Foster kick)					
Team Stats	UA	VT	Individual Totals			
First downs	11	7	Rushing — UA, Yeldon 17-75, Tenpenny 6-24, Hart 5-15, Sims 2-7, Fowler 2-1, Black 1-0, Henry 2-(-3), McCarron 4-(-23); VT, Edmunds 20-132, Mangus 5-15, Rogers 1-3, Thomas 5-2, Coles 2-1.			
Rushing yds.	38-96	33-153	Passing — UA, McCarron 10-23-1-110, Sims 0-1-0-0; VT, Thomas 5-26-1-59.			
Passing yds.	110	59	Receiving — UA, Cooper 4-38, Jones 2-47, White 2-14, Norwood 1-11, Fowler 1-0; VT, Knowles 2-3, Coles 1-34, Stanford 1-16, Edmunds 1-6.			
Return yds.	157	52				
Passes	10-24-1	5-26-1				
Punts-avg.	9-46.4	13-45.1				
Fumbles-lost	0-0	0-0				
Penalties-yds.	4-25	7-35				
Time of poss.	30:45	29:15				
Sacks by	1-4	4-23				

Game 2: Tech Rolls Past Western Carolina in Home Opener

	Western Carolina	3
	Virginia Tech	45

Lane Stadium/Worsham Field • Blacksburg, Va.
Sept. 7, 2013 • Attendance: 61,335

BLACKSBURG – Virginia Tech compiled 462 yards of total offense on the way to a 45-3 victory over Western Carolina University in its 2013 home opener at Lane Stadium/Worsham Field.

After a slow start, the Hokies' offense picked up the pace and ended up with over 200 yards from both its ground game and its air attack.

Redshirt freshmen tailbacks Chris Mangus, Trey Edmunds and Joel Caleb combined for 188 of Tech's 237 rushing yards and accounted for four touchdowns.

Meanwhile, 10 different receivers caught balls as quarterbacks Logan Thomas and Mark Leal teamed up for 225 yards passing.

The defense held Western Carolina to 162 total yards and chipped in three interceptions, including two by junior free safety Detrick Bonner and one by freshman Brandon Facyson.

Tech's opening score came on a 37-yard return by Bonner, the first defensive touchdown for the unit since the 2010 ACC Championship Game against Florida State.

The Catamounts' only score came on a third-quarter field goal, following a muffed punt on the Tech 11. Western Carolina was successful on just two of 13 third-down conversions against the Hokies.

Game Notes

- Chris Mangus became the second redshirt freshman tailback to post a 75-yard or longer touchdown run for the Hokies this season. Mangus raced 76 yards for his first collegiate touchdown during the third quarter against Western Carolina. During Tech's opener against No. 1 Alabama, Trey Edmunds ripped off a 77-run for his first collegiate touchdown. It was the first time in the modern era that Tech has had a 75-yard or longer touchdown run in consecutive games.

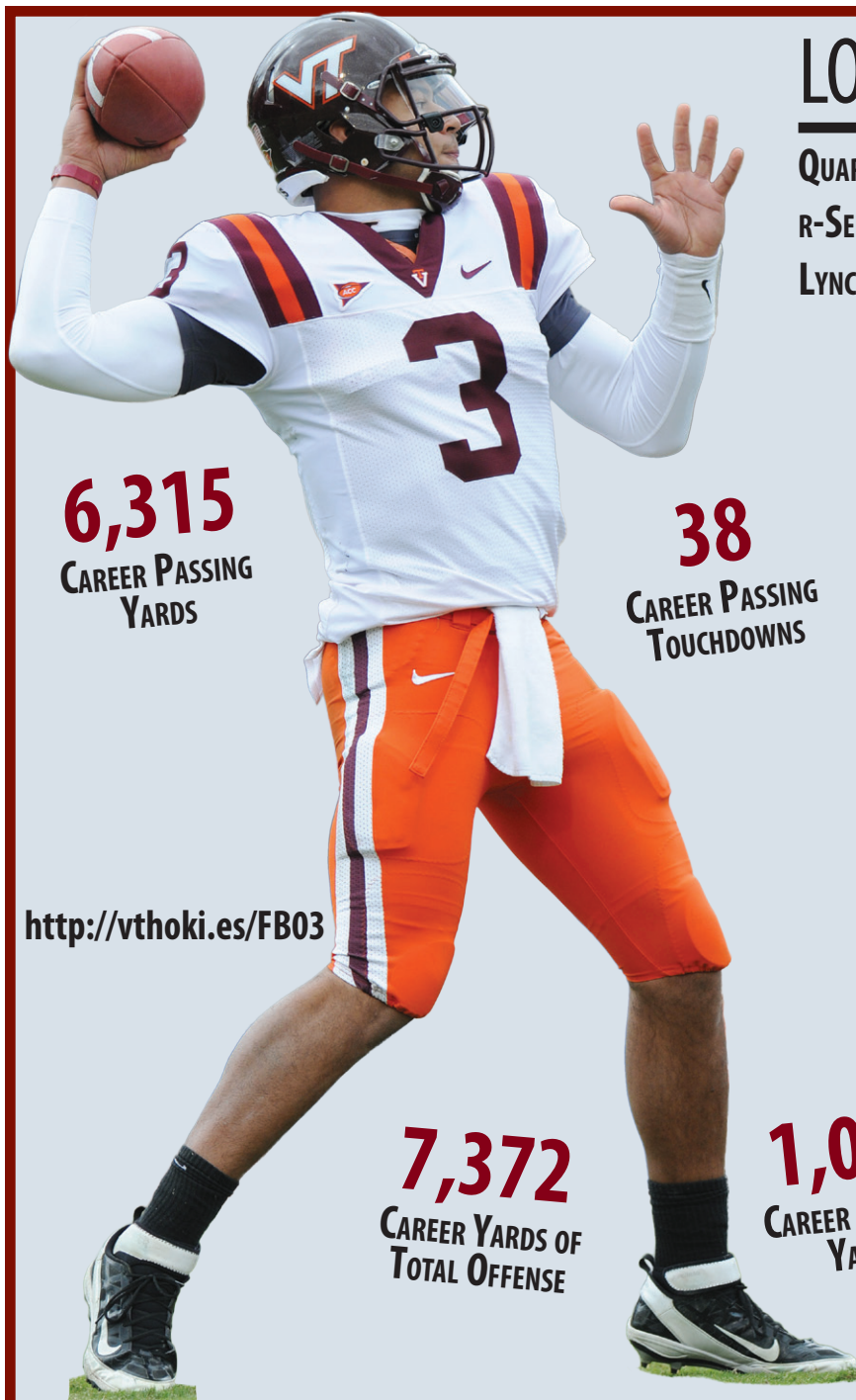
- Western Carolina University was the seventh school from the state of North Carolina to play in Lane Stadium.

- The game marked the first time under head coach Frank Beamer that the Hokies had no negative rushing plays in a game (kneeldowns included).

- The win improved Frank Beamer's record in home openers at Tech to 24-3.

Final Statistics

Western Carolina	0	0	3	0	—	3
Virginia Tech	7	14	10	14	—	45
VT (6:14 re 1st)	- Bonner 37 interception return (Journell kick)					
VT (11:50 re 2nd)	- Edmunds 1 run (Journell kick)					
VT (4:35 re 2nd)	- Coles 19 pass from Thomas (Journell kick)					
VT (10:51 re 3rd)	- Mangus 76 run (Journell kick)					
WCU (5:46 re 3rd)	- FG Sigmon 28					
VT (2:51 re 3rd)	- Edmunds 1 run (Journell kick)					
VT (12:12 re 4th)	- FG Journell 30					
VT (2:02 re 4th)	- Caleb 13 run (Journell kick)					
Team Stats	WCU	VT	Individual Totals			
First downs	8	24	Rushing — WCU, Lewis 19-45, Sullivan 9-41, Police 1-9, Giron 4-8, Duggan 4-5, Grady 2-4, Brown 1-(-1); VT, Mangus 5-84, Edmunds 15-68, Coleman 7-38, Caleb 6-36, Leal 1-11.			
Rushing yds.	40-111	34-237	Passing — WCU, Sullivan 4-14-3-51; VT, Thomas 17-31-2-200, Leal 3-4-0-25.			
Passing yds.	52	225	Receiving — WCU, Helms 1-15, Goodman 1-15, Moore 1-11, Benson 1-10; VT, Byrn 4-58, Stanford 4-46, Cline 4-46, Knowles 2-20, Coles 1-19, Rogers 1-12, Edmunds 1-9, Mangus 1-8, Wright 1-4, Caleb 1-3.			
Return yds.	2	93				
Passes	4-14-3	20-35-2				
Punts-avg.	8-41.1	3-45.0				
Fumbles-lost	2-0	1-1				
Penalties-yds.	4-16	3-15				
Time of poss.	30:26	29:34				
Sacks by	0-0	1-2				



LOGAN THOMAS

QUARTERBACK

R-SENIOR

LYNCHBURG, VA. • BROOKVILLE H.S.

MOVIN' UP THE CHARTS

Career rushing TDs by a QB

1.	Tyrod Taylor	2007-10	495
2.	Will Furrer	1988-91	494
3.	Bryan Randall	2001-04	490
4.	Logan Thomas	2010-	488

Career rushing TDs by a QB

1.	Tyrod Taylor	2007-10	23
2.	Bob Schweickert	1962-64	21
3.	Logan Thomas	2010-	20
4.	Michael Vick	1999-00	16

Career Total Offense

1.	Tyrod Taylor	2007-10	9213
2.	Bryan Randall	2001-04	8034
3.	Logan Thomas	2010-	7372

Career Passing Yards

1.	Tyrod Taylor	2007-10	7017
2.	Bryan Randall	2001-04	6508
3.	Logan Thomas	2010-	6315

Career Touchdown Passes

1.	Bryan Randall	2001-04	48
2.	Maurice DeShazo	1991-94	47
3.	Tyrod Taylor	2007-10	44
4.	Will Furrer	1988-91	43
5.	Logan Thomas	2010-	38

6,315
CAREER PASSING
YARDS

38
CAREER PASSING
TOUCHDOWNS

<http://vthoki.es/FB03>

7,372
CAREER YARDS OF
TOTAL OFFENSE

1,017
CAREER RUSHING
YARDS

6-ft-6
254 POUNDS

29
CONSECUTIVE
STARTS AT QB

GRADUATED
WITH A DEGREE IN
HUMAN DEVELOPMENT

@Lthomas_3

20
CAREER RUSHING
TOUCHDOWNS





THOMAS THE TANK

• Senior quarterback **Logan Thomas** may be the tallest starting signal caller in school history, but he certainly had some shoes to fill in replacing four-year starter and 2010 ACC Player of the Year Tyrod Taylor. All Taylor did in four years was lead Tech to three ACC titles, set a school record for wins by a quarterback (34), and set career marks in total offense, passing yards and many more.

• Thomas has shown he is more than capable, breaking Taylor's school record for total offense in a season with 3,482 yards as a sophomore and then breaking his own record last year with 3,500 yards.

• The redshirt senior, who earned second-team All-ACC honors as a sophomore, was recruited as a tight end, but was moved to quarterback just before his first preseason camp and began the process of being groomed for the position.

• Thomas was a standout basketball player at Brookville High and received scholarship offers to play basketball at JMU, Duquesne, Liberty, Akron, Richmond and Tulane, but he decided to focus on football. He's also an avid golfer who likes to hit the links whenever he has free time.

UNCERTAINTY IN THE BACKFIELD

• While the Tech offense lost Ryan Williams and Darren Evans (2010) and David Wilson (2011) to the NFL over the past three years, the Hokies still boast a talented arsenal under running backs coach **Shane Beamer**.

• Sophomore **J.C. Coleman**, at only 5-7, took over as Tech's starting tailback midway through last season and led the tailbacks with 492 yards rushing and had two rushing scores. He also had 21 receptions for 132 yards and a score and averaged 21.6 yards per kick return. He missed the opener with a sprained ankle.

• **Trey Edmunds** was impressive last preseason as a true freshman and almost earned a spot on the dress squad, but coaches ultimately felt they would be better off with him redshirting. He used the year to get bigger and after a breakout spring session, he earned the starting spot. The son of NFL Pro Bowler Ferrell Edmunds, the younger Edmunds posted a 4.37 in the 40 and had a 375-pound front squat this past offseason.

• In the opener against No. 1 Alabama, he broke off a 77-yard run for a touchdown and finished with 132 yards

for the game, becoming the first freshman to break 100 yards in his collegiate debut since Shyrone Stith gained 119 yards against Akron in 1996. It was also the most rushing yards in a college debut in school history.

• For the season, he's rushed for 200 yards on 35 carries with three touchdowns.

• **Chris Mangus** is a speedy player from North Carolina who redshirted last year. He was moved to wide receiver in preseason, but was moved back after an injury to Coleman. A big-play threat, he broke off a 76-yard touchdown run against Western Carolina.

• **Joel Caleb** was recruited as an athlete coming out of Clover Hill High after playing six different positions. The prep All-American spent last year as a wide receiver, but made the move to tailback during the first week of this year's preseason camp. At 6-feet-2, 205 pounds, Caleb gives the Hokies another big body at the position to complement Edmunds and picked up the position quickly.

A REWARD FOR GOOD GRADES

• The Virginia Tech football team eats its Friday travel meals at The Farmhouse in order of grade-point average range. Those players who have graduated, as well as those players who maintain the highest grade-point average, eat all team meals first. Coach Beamer invites each player to eat, calling out his name and his GPA range, starting with the highest.

THE LEADER OF THE D-LINE

• Senior defensive end **James Gayle** had a breakout season in 2011, earning All-ACC honors. He had 38 tackles, including 12.5 tackles for loss and seven sacks, along with 20 quarterback hurries that year. Last year, he had 43 tackles, including 11.0 for loss and five sacks, earning second-team All-ACC honors for the second year in a row.

• A physical monster, the 255-pound Hampton, Va., product has posted a 39.5-inch vertical and a 4.44 40-time. Gayle didn't seriously take up the sport of football until his sophomore year at Bethel High in Hampton. And he didn't play that season because of a hamstring injury.

• But his late start hasn't hurt thanks to the good genes passed down to him. Gayle's dad, Jimmy, played running back at Ohio State from 1979-82, and was named the 1981 Liberty Bowl most outstanding player.

• His uncle, Shaun Gayle, played 12 seasons in the NFL (1984-95) and was a member of the Chicago Bears squad that won Super Bowl XX in 1985. He also owns the distinction of returning the shortest punt for a touchdown in NFL history, when he returned a punt 5 yards for a touchdown against the New York Giants in a 1985 divisional playoff victory.

A FAMILY ATMOSPHERE

• Defensive players **Ronny** and **Devin Vandyke** are just two of numerous Hokies on the roster to have family ties to the Tech football program.

• There are seven players on the team with brothers who either are playing or did play at Virginia Tech. **Derrick Hopkins** lined up next to his brother Antoine for three seasons along the defensive line. **David Wang** is the younger brother of former offensive tackle Ed Wang and redshirt junior lineman **Mark Shuman** is the younger brother of former starting center and current weight room

CAREER STARTS & GAMES PLAYED

Name	Yr.	GP	GS
Alford, D.	r-Fr.	2	0
Arkema, M.	r-Jr.	12	2
Baron, W.	Fr.	2	0
Benedict, B.	r-Jr.	15	6
Bonner, D.	r-Jr.	28	19
Branthover, M.	Jr.	9	10
Burns, D.	r-Fr.	2	0
Bush, N.	r-Jr.	1	0
Byrn, W.	r-Jr.	12	0
Caleb, J.	r-Fr.	1	0
Caver, C.	r-Jr.	1	0
Clark, C.	Fr.	2	0
Clarke, D.	So.	5	0
Cline, K.	Fr.	1	0
Coleman, J.C.	So.	14	6
Coles, D.J.	r-Sr.	38	4
Collins, J.R.	r-Sr.	42	25
Conte, A.	r-Fr.	1	0
D'Antuono, E.	r-Fr.	2	2
DiNardo, D.	r-Jr.	28	0
Dyer, D.	r-Jr.	20	0
Edmunds, T.	r-Fr.	2	2
Edwards, T.	r-Sr.	37	17
Ekanem, K.	r-Fr.	2	0
Exum, A.	r-Sr.	40	32
Facyson, B.	Fr.	2	2
Farris, C.	Jr.	15	7
Frye, D.	So.	15	0
Fuller, Ke.	Fr.	2	2
Fuller, Ky.	Sr.	42	35
Gadell, G.	r-Jr.	9	0
Gayle, J.	r-Sr.	40	28
Gibson, L.	r-Jr.	14	2
Greene, D.	r-Fr.	2	0
Gresh, T.	Sr.	28	0
Harley, K.	r-So.	11	0
Hite, G.	r-So.	1	0
Hoepner, F.	r-Jr.	1	0
Hopkins, D.	Sr.	41	29
Hughes, A.J.	So.	15	15
Jackson, D.	r-Fr.	1	0
Jarrett, K.	Jr.	29	15
Journell, C.	r-Sr.	27	27
Keyserling, E.	r-Jr.	1	0
Knowles, D.	r-So.	15	5
Leal, M.	r-Jr.	7	0
Ludwig, M.	Fr.	2	2
Maddy, L.	Jr.	27	18
Mangus, C.	r-Fr.	2	0
Mapp, M.	r-So.	1	0
McCray, Z.	r-Jr.	28	0
McGlaughlin, J.	Fr.	2	2
McKinnon, D.	r-Fr.	1	0
Meyer, C.	r-Fr.	1	0
Miller, A.	r-Sr.	34	23
Motley, B.	r-Fr.	0	0
Nicolas, D.	r-So.	12	0
Osterloh, P.	Fr.	0	0
Parker, C.	Fr.	2	0
Perez-Means, D.	r-Jr.	28	2
Redman, D.	r-So.	7	0
Riley, D.	So.	15	0
Rody, B.	r-Fr.	0	0
Rogers, S.	Fr.	2	1
Roth, M.	r-So.	15	0
Shaw, T.J.	r-So.	1	0
Shuman, M.	r-Jr.	5	0
Smiling, E.L.	r-Jr.	2	0
Smith, A.	r-Fr.	2	0
St. Germain, J.	r-Jr.	15	15
Stanford, J.	r-Fr.	3	2
Taylor, M.	r-So.	1	0
Teller, W.	Fr.	0	0
Thomas, L.	r-Sr.	36	29
Trimble, J.	r-So.	13	0
Tyler, J.	r-Sr.	42	20
Vandyke, D.	r-Fr.	1	0
Wang, D.	r-Jr.	18	12
Ward, R.	r-So.	1	0
Wilson, T.	r-Sr.	41	5
Williams, C.	r-Jr.	29	1
Williams, N.	r-Fr.	2	0
Windmuller, H.	r-Fr.	1	0
Wright, J.	Fr.	2	0

RUSHING = OUTCOME?

• Under head coach **Frank Beamer** (324 games), the Hokies are 188-39-2 when outrushing their opponents, 28-66 when being outrushed and 1-0 when the rushing total is even.

• In Tech's current 20-year bowl run (since 1993), Tech is 168-24 when outrushing its opponents, 24-41 when being outrushed and 1-0 when the rushing total is even.

• In its current 20-year bowl run (since 1993), Tech is 111-8 when rushing for 200 yards or more.

• Since the start of the 1999 season, Tech is 123-17 when outrushing its opponent and 17-29 when being outrushed.



assistant director Ryan Shuman.

- **Kyle Fuller** is a senior defensive back who started the past two years for the Hokies. He is joined on the team by his brother, **Kendall Fuller**. Both are younger brothers of former Hokie players Vincent Fuller, who played six seasons with the Tennessee Titans, and Corey Fuller, now with the Detroit Lions' practice squad:

- Quarterback **Logan Thomas** and tight end **Zack McCray** are first cousins as their mothers are sisters.

- Linebacker **Tariq Edwards** is the son of former Hokie football player Bo Campbell, who lettered from 1989-92.

- Redshirt Freshman **Alston Smith** is the son of former Hokie and NFL Hall of Famer Bruce Smith.

- Redshirt freshman **Zach Snell** is the son of former Hokie wide receiver Donald Wayne Snell (1984-86) and the nephew of former Hokie receiver Sidney Snell (1977-80). He is also the cousin of Tech redshirt freshman quarterback **Brendan Motley**. Redshirt freshman punter **Hunter Windmuller** is the nephew of the late Denny Windmuller, a defensive back for Tech who lettered in 1978 and 1979.

- Freshman **Deon Newsome** is the son of Myron Newsome, who lettered in 1995 and 1996 and freshman **Kyle Chung** is the son of former Hokie lineman and current NFL assistant coach Eugene Chung while freshman **Woody Baron** is the nephew of former Tech player Jim Baron (1994-95).

- Over 20 sets of brothers have played for head coach Frank Beamer in his 27 years at Virginia Tech.

WORKING HIS WAY BACK

- After moving from safety to cornerback last season, redshirt senior **Antone Exum** is looking to make a bigger move this year ... one back to the field.

- Last year, Exum made a move to cornerback in an experiment to try and get the best players in the secondary and he flourished. He played so well in his first action at corner that defensive secondary coach Torrian Gray made the move permanent. The move paid off as he led the team in interceptions, was MVP of the Russell Athletic Bowl and earned All-ACC honors.

- After deciding to come back for his senior year, Exum tore the ACL and lateral meniscus in his right knee in

January playing pick-up basketball on campus. Dr. James Andrews repaired the knee, but Exum missed all of spring practice. The doctors are hoping for a late-September return date for Exum, but nothing is set in stone.

- Exum has already graduated from Tech with a degree in finance and is working on a second undergraduate degree in marketing.

TECH'S KICKING TRADITION

- Senior **Cody Journell** is back for his senior year, looking to continue the recent string of success for Virginia Tech kickers. Since joining the ACC in 2004, Tech's kickers have combined to make 183 of 221 field-goal attempts (83 percent) with three earning All-ACC honors.

- Journell is a local product who hails from Ripplemead, about 30 minutes from campus. He came in with impressive credentials after earning prep All-America honors coming out of nearby Giles High School.

- Last year, he hit three game-winning field goals, including two in overtime and one as time expired in regulation.

- Journell is the first Tech principal place-kicker to sign an NLI and come in on scholarship since Shayne Graham signed with the Hokies in 1996 and went on to earn first-team All-Big East Conference honors in all four seasons as Tech's kicker before going on to a standout NFL career (now with Cleveland).

- For his career, Journell is 36-for-44 on field goals with a long of 42 yards and 84-for-87 on extra points. He made 20 of 25 field goals last season, earning honorable mention All-America honors from SI.com.

- He is also 6-for-7 on game-tying, lead-changing or game-winning field goals in the last three minutes of the fourth quarter or in overtime for his career. The only miss was a 51-yarder in the Russell Athletic Bowl (in a heavy rain) with the game tied late, but he later made the game-winner in overtime.

- Journell has already graduated with a degree in marketing management and is working on a second degree in finance.

TAKING CARE OF WALK-ONS

- Virginia Tech has had a lot of success with walk-on players. John Engelberger was a starter for the San Francisco 49ers and Denver Broncos, while John Burke played in the Super Bowl with the New England Patriots in 1987. Cody Grimm went from a walk-on, to an All-American, to an NFL Draft pick of Tampa Bay in 2009.

- Current Tech walk-ons who have earned scholarships include **Michael Branthover**, **Charley Meyer**, **Josh Trimble**, **Griffin Hite**, **A.J. Hughes**, **Joe St. Germain**, **Jack Tyler**, **Derek DiNardo**, **Willie Byrn** and **Trey Gresh**.

- Will Montgomery (C, Washington Redskins) and Grimm are former Hokie walk-on who have seen starting action in the NFL recently.

GETTIN' IT DONE IN THE CLASSROOM

- Of the 14 seniors on the 2013 roster, there are 10 Hokie graduates, with three others slated to graduate in December and one scheduled to graduate in May.

- Here's how the current seniors, listed alphabetically, stand: graduated: **D.J. Coles**, **J.R. Collins**, **Tariq Edwards**, **Antone Exum**, **James Gayle**, **Tony Gregory**, **Cody Journell**, **Andrew Miller**, **Logan Thomas** and **Tyrel Wilson**.

- Additionally, junior **David Wang** has already graduated (business degree in three years) and earned a second undergraduate degree this past summer. Junior **E.L. Smiling** graduated this past summer to bring the total number of graduates on the roster to 12.

- In 10 of the past 12 years, Tech has graduated at least 70 percent of its class.

- Since 2001, there have been 228 senior Tech football players on the roster with 213 earning their degree. That is over 93 percent.

MAKING THE MOVE

- Senior **Andrew Miller** took over as the center two years ago and had a solid season in the middle of the line, but had his season cut short last year due to a broken foot he suffered against Duke. Now, he's being asked to move to guard for his final season, a move that new line coach Jeff

OFFENSIVE LINE PLAY BREAKDOWN

(offensive plays only ... S-started; P-played; DNP-dressed, but did not play on offense; DND- did not dress; INJ-injured; R - redshirting)

	UA	WCU	ECU	MU	GT	UNC	Pitt	DU	BC	UM	MD	VA	2013	Career
M. Arkema	P/5	P/13											18	191
B. Benedict	P/5	P/62											67	633
K. Chung	R	R											0	0
A. Conte	DNP	P/13											13	13
C. Farris	S/60	S/58											118	575
L. Gibson	S/60	S/51											111	138
J. McLaughlin	S/60	S/58											118	118
M. Mapp	DND	P/13											13	13
A. Miller	S/55	S/14											69	1494
P. Osterloh	DNP	DNP											0	0
M. Shuman	DNP	INJ											0	39
W. Teller	DNP	DNP											0	0
D. Wang	S/55	S/58											113	670
R. Ward	DND	P/13											13	13
J. Willenbrock	DND	DND											0	0



THIS IS VIRGINIA TECH FOOTBALL

- Head coach Frank Beamer is the winningest active coach in the Football Bowl Subdivision (FBS) with 259 victories and is sixth all-time among FBS coaches in terms of career victories – ahead of such legends as Woody Hayes, Bo Schembechler, Tom Osborne, LaVell Edwards, Hayden Fry and Lou Holtz.

- No coach among the 125 active Division I-A head football coaches has been at his current school longer for more consecutive years than Coach Beamer, as he is in his 27th season at the helm of the Hokies' program.

- Coach Beamer is one of 10 all-time coaches in Division I/FBS to win 200 or more games at one college. Currently, only 36 coaches at all levels are in this group.

- In 10 of the past 12 years, Virginia Tech has graduated at least 70 percent of its football class and had two Academic All-Americans in 2011. Since 2001, there have been 228 senior Tech football players on the roster with 213 earning their degree.

- During a 10-year span from (2002-2011), Virginia Tech had the ninth-most players taken in the NFL Draft of any school, according to DraftMetrics.

- Virginia Tech won 10 or more games in every year from 2004-2011, tied for the third-longest streak in the modern era. Tech has won 10 or more games 11 times over the past 14 seasons and 13 of the past 17 seasons.

- With its trip to the Russell Athletic Bowl last year, Virginia Tech is now one of only three teams to go to 20 bowls in the past 20 seasons. The other two are Florida State (31) and Florida (22).

- Tech is one of only six programs in college football history to go to a bowl in at least 20 straight years, Nebraska (35), Michigan (33), Florida State (31; active), Alabama (25), Florida (22; active) and Tech (20; active).

- Head coach Frank Beamer is one of only four coaches all-time to lead a program to 20 or more straight bowl games, joining Bobby Bowden (Florida State, 28), Tom Osborne (Nebraska, 25) and Paul "Bear" Bryant (Alabama, 24).

- Virginia Tech has been a consistent winner since the mid-90s, winning an average of 9.3 games per year during the current streak of 20 straight seasons capped by bowl appearances.

- Since joining the ACC prior to the 2004 season, Virginia Tech has compiled an 92-31 overall record, the best mark of any school in the conference. Tech's 60-17 league record and four league crowns are also the best among league teams during that span.

- Since 1980, Tech is one of just eight schools to produce a No. 1 overall pick in the NFL at least twice. The other schools are Miami (2), Ohio State (2), Auburn (3), Southern Cal (2), Penn State (2), Stanford (2) and Oklahoma (2).

- Virginia Tech had 17 players on 2013 opening day, 53-man NFL rosters (11 starters), five on the practice squad and one on the injured reserve.

- During Coach Beamer's time in Blacksburg, the other 13 ACC football programs have employed a combined 63 head coaches. Beamer has face 122 different head coaches during his time in Blacksburg.

Grimes thinks will benefit him and the team.

- The Bassett, Va., native was a standout wrestler in high school and has competed for the Hokies' nationally ranked wrestling squad. Miller was a two-time Virginia Group AA state champion and was the No. 3-ranked heavyweight by *W.I.N. Magazine* following his senior year. He was also a first-team all-state selection in football.

- Miller has already graduated from Tech with a degree in agribusiness.

PLAYING THROUGH THE PAIN

- Linebacker **Tariq Edwards** played through immense pain most of the second half of the 2011 season before undergoing surgery after the season to put a rod in his left tibia to relieve pain from a stress fracture in his shin.

- Even in pain, Edwards made a career-best 71 tackles that season, including 11.5 tackles for a loss and 3.5 sacks, along with two interceptions as he started all 14 games at linebacker to help hold together a front seven riddled by injuries. He suffered the stress fracture late in the season and played through it in the Sugar Bowl. He had another procedure done in last year's preseason, which set him back, but he made his first appearance in the fourth game of the season and played sparingly, most on kickoff coverage.

- The senior is back to full strength now and posted six tackles in the opener against top-ranked Alabama.

- Edwards is the son of former Hokie receiver and punt returner Bo Campbell, who played for the Hokies from 1989-92. Campbell received the Long Distance AT&T Award

for leading the nation in average punt return yards (18.2 yds) in 1991, the fall after Tariq was born.

- Edwards has already graduated from Tech with a degree in psychology and is working on a second undergraduate degree in human development.

TRIMBLE TAKES OVER

- **Josh Trimble** is the fourth brother in his family to play football at the FBS level, but the first to take a different path. Older brothers Jeremy, Jordan and Justin all played or play for Army. Jeremy is currently stationed in South Korea while Jordan just returned from a tour in Afghanistan. Justin is a senior at West Point.

- The four brothers are the son of former Bishop O'Connell football coach Steve Trimble, a Maryland defensive back who played four years in the NFL, who died of a heart attack in his school office in 2011. Trimble was a member of Maryland's 1976 ACC championship team and played for the Broncos and Bears in the early '80s.

- Trimble has gone from a walk-on to now the starting outside linebacker for the Hokies and earned a scholarship this preseason.

HOKIE PRIDE

- Virginia Tech football has always prided itself on taking care of its players before, during and after their time in Blacksburg. A testament to the family atmosphere created is the roster of former Hokie players serving in some capacity with the football team in the athletic department.

Frank Beamer (*head coach*)
 Shane Beamer (*assoc. head coach*)
 Cornell Brown (*asst. coach*)
 Mike Burnop (*radio color commentator*)
 Cory Byrd (*SAASS coordinator*)
 David Everett (*Hokie Club*)
 Jarrett Ferguson (*strength & conditioning coach*)
 John Graves (*G.A.; weight room*)
 Torrian Gray (*asst. coach*)
 Jermaine Holmes (*director, SAASS*)
 James Hopper (*G.A. coach*)
 John Moody (*Hokie Club*)
 Mark Muncey (*G.A.; weight room*)
 Greg Nosal (*G.A. coach*)
 Keith Short (*strength & conditioning coach*)

- During Beamer's time in Blacksburg, the other 13 ACC programs have employed a combined 64 full-time head coaches.

- Five of his nine assistant coaches, plus two of the four GAs, played for him either at Murray State (Bud Foster, Charley Wiles) or Virginia Tech (Shane Beamer, Cornell Brown, Torrian Gray, plus GAs Greg Nosal and James Hopper).

IMPRESSIVE GENES

- Center **David Wang** comes from athletic parents, both of whom were members of the Chinese Olympic team. Wang has already graduated with a pair of degrees from Tech, one in 2011 in management and another this past summer in marketing.

- He is the brother of former Hokie Ed Wang, who made history in April of 2010 by becoming the first



Chinese American to be drafted by an NFL team when Buffalo took him in the fourth round. Ed and David were featured on NFL China in 2010 as a crew came over from Beijing to do a story on American football.

- Tech also holds the distinction of having the first Korean American drafted by an NFL team as Eugene Chung was taken by New England in the first round of the 1992 Draft. His son, Kyle, is a freshman offensive lineman for the Hokies this season.

THE FABULOUS FULLERS

- Virginia Tech has had plenty of success recruiting the household of Vincent and Nina Fuller up in Baltimore. There was Vincent, who went on to be drafted in the fourth round of the NFL Draft by Tennessee and spent eight years in the league. He played at Tech from 2001-04, recording eight career interceptions.

- In 2010, Kyle signed with the Hokies and has had a big impact on the program. For his career, he has 154 tackles, including 21.5 for loss and 4.5 sacks, five interceptions, three forced fumbles and a fumble recovery.

- The second-oldest Fuller, Corey, took a different route to Blacksburg. He signed to run track at Kansas and competed for two years in Lawrence. He decided to give football a try and transferred to Tech in 2010, sitting out a year as required by the NCAA. He had a break-out year last season at receiver and ended up being drafted in the sixth round by the Detroit Lions.

- This past February, the youngest and final Fuller - Kendall - signed with the Hokies. He is a true freshman defensive back who is Tech's starting cornerback opposite Kyle and is Tech's nickel back, taking the spot of the outside linebacker, when teams go with three receivers.

- If Corey, Kyle and Kendall go on to have careers that afford them playing time in the NFL, the four of them will

become just the second group of four brothers to play in the NFL and the first group of four brothers to be drafted to the NFL out of the same college. Jim (Notre Dame), Joey (USC), Keith (USC) and Ross (Notre Dame) Browner are four brothers who played in the NFL in the late 1970s and 1980s, but went to different schools.

- Other notable brother combinations starting together on the same side of the ball for Tech were: Derrick and Antoine Hopkins at defensive tackle from 2010-12; Orion and Cam Martin (defensive end and whip linebacker, respectively) in the late 2000s; Kevin and Jonathan Lewis, starting defensive tackles side-by-side in 2002, and offensive linemen T.J. (RT) and Todd (LG) Washington in 1996.

JACK IN THE BOX

- Linebacker **Jack Tyler** has proven to be quite the find for defensive coordinator Bud Foster, who had a heavy hand in recruiting Tyler as a recruited walk-on. Tyler has been invaluable for the Hokies, coming up big in several key games. In the 2010 ACC Championship game, he filled in for an injured Bruce Taylor in the second half against Florida State and contributed seven tackles – three of which went for losses.

- In 2011, he racked up 12 tackles in the win at Georgia Tech and topped that in last season's opener with a career-high 17 tackles against the Yellow Jackets in the Hokies' overtime win to earn ACC Linebacker of the Week honors. The 17 total stops are the most by a Tech defender since Michael Crawford had 18 against Texas A&M in 2003.

- Tyler earned first-team All-ACC honors from the coaches and second-team honors from ACSMA after the season. He had a team-high 119 tackles, including 13 for loss and 2.5 sacks, with three pass break ups and 13 quarterback hurries.

Virginia Tech Football Conference Affiliations

- 1892-97: Independent
- 1898: Southern Intercollegiate Athletic Assoc.
- 1899-1906: Independent
- 1907-21: South Atlantic Intercollegiate Athletic Association
- 1922-64: Southern Conference
1963 champions
- 1965-90: Independent
- 1991-2003: Big East
1995 champions
1996 co-champions
1999 champions
- 2004-present: ACC
2004 champions
2007 champions
2008 champions
2010 champions

- He is the second linebacker from Oakton High to walk-on at Tech and go on to earn honors for the Hokies. Cody Grimm took the same route, earning All-America accolades his senior season, and played two years in the NFL for Tampa Bay.

GIVING IT ONE MORE TRY

- Senior **D.J. Coles** had a personal-best 36 catches for 480 yards and three touchdowns in 2011, but had offseason knee surgery in 2012, which slowed him down. He tried to come back, but re-injured the knee in the first game against Georgia Tech last season and received a medical hardship waiver to return this season.

- A veteran in a young group, Coles has played in 39 games for his career (four starts), catching 41 passes for 560 yards and four touchdowns.

2013 STARTERS GAME BY GAME

Offense	FL	LT	LG	C	RG	RT	TE	QB	FB	TB	SE
Alabama	Knowles	McLaughlin	Farris	Wang	Miller	Gibson	Perez-Means	Thomas	Coles (WR)	Edmunds	Stanford
W. Carolina	Knowles	McLaughlin	Farris	Wang	Miller	Gibson	Perez-Means	Thomas	Rogers	Edmunds	Stanford
E. Carolina											
Marshall											
Georgia Tech											
North Carolina											
Pittsburgh											
Duke											
Boston College											
Miami											
Maryland											
Virginia											
Defense	DE	DT	DT	DE	ILB	ILB	WHIP	CB	ROVER	FS	CB
Alabama	Gayle	Hopkins	Maddy	Collins	Tyler	Edwards	Ke. Fuller (NB)	Facyson	Jarrett	Bonner	Ky. Fuller
W. Carolina	Gayle	Hopkins	Maddy	Collins	Tyler	Edwards	Ke. Fuller (NB)	Facyson	Jarrett	Bonner	Ky. Fuller
E. Carolina											
Marshall											
Georgia Tech											
North Carolina											
Pittsburgh											
Duke											
Boston College											
Miami											
Maryland											
Virginia											



PLAY BREAKDOWN

No.	Name	O	D	ST	T
1	Antone Exum	0	0	0	0
2	Donovan Riley	0	21	13	34
3	Logan Thomas	113	0	0	113
4	J.C. Coleman	14	0	0	14
4	Ken Ekanem	0	6	7	13
5	Joshua Stanford	99	0	0	99
6	Mark Leal	16	0	0	16
8	Detrick Bonner	0	105	6	111
9	Brenden Motley	0	0	0	0
11	Kendall Fuller	0	105	16	121
12	Trey Gresh	0	0	9	9
13	Brian Rody	0	0	0	0
14	Trey Edmunds	79	0	0	79
15	Joel Caleb	12	0	0	12
16	Carlis Parker	18	0	0	18
17	Kyle Fuller	0	91	25	116
18	D.J. Coles	22	0	0	22
19	Chuck Clark	0	6	30	36
20	Maurice Taylor	0	0	6	6
21	Chris Caver	0	6	0	6
22	T.J. Shaw	0	3	0	3
23	Der'Woun Greene	0	8	23	31
24	Tariq Edwards	0	98	8	106
25	Jerome Wright	4	0	8	12
26	Desmond Frye	0	21	12	33
27	A.J. Hughes	0	0	15	15
28	Chris Mangus	23	0	8	31
29	Ethan Keyserling	0	0	1	1
30	Mitchell Ludwig	0	0	8	8
31	Brandon Facyson	0	79	30	109
32	Josh Trimble	0	29	44	67
33	Darius Redman	34	0	32	66
34	Kyshoen Jarrett	0	93	18	111
35	Dahman McKinnon	0	0	8	8
36	Chase Williams	0	18	33	51
37	Fuller Hoepner	1	0	1	2
39	Daniel Dyer	0	0	13	13
40	Deon Clarke	0	21	17	38
41	Derek DiNardo	0	10	16	26
42	J.R. Collins	0	69	5	74
44	Devin Vandyke	0	0	8	8
45	Sam Rogers	39	0	11	50
46	Hunter Windmuller	0	0	1	1
47	Greg Gadell	5	0	14	19
48	Nick Bush	0	3	0	3
49	Dakota Jackson	2	0	0	2
53	Drew Burns	0	0	13	13
55	Brent Benedict	67	0	9	76
57	Wyatt Teller	0	0	0	0
58	Jack Tyler	0	101	18	119
59	Eddie D'Antuono	0	0	16	16
60	Woody Baron	0	30	0	30
62	Ross Ward	13	0	0	13
63	Laurence Gibson	111	0	9	120
64	Matt Arkema	18	0	0	18
65	Joe St. Germain	0	0	9	9
66	Tyrel Wilson	0	19	8	27
67	Parker Osterloh	0	0	0	0
68	Marcus Mapp	13	0	0	13
69	Mark Shuman	0	0	0	0
71	Jonathan McLaughlin	118	0	9	127
72	Augie Conte	13	0	0	13
74	Andrew Miller	69	0	0	69
76	David Wang	113	0	0	113
79	Caleb Farris	118	0	0	118
80	Demetri Knowles	93	0	5	98
81	Duan Perez-Means	71	0	17	88
82	Willie Byrn	41	0	6	47
83	Charley Meyer	7	0	0	7
85	E.L. Smiling	10	0	0	10
86	Zack McCray	5	0	22	27
87	Dewayne Alford	0	9	18	27
88	Ryan Malleck	0	0	0	0
89	Cody Journell	0	0	11	11
90	Dadi Nicolas	0	47	13	60
91	Matt Roth	0	6	40	46
92	Luther Maddy	0	84	1	85
93	Kalvin Cline	30	0	0	30
94	Alston Smith	0	6	10	16
95	Nigel Williams	0	30	9	39
97	Kris Harley	0	6	1	7
98	Derrick Hopkins	0	81	7	88
99	James Gayle	0	83	9	92

DOING GOOD DEEDS

• Head coach **Frank Beamer** is a strong believer in giving back to the community. He founded Herma's Readers in 2008 and last year, the team helped raise money for Wounded Warrior Project. Additionally, the team has raised money in the past to help support Breast Cancer Awareness and Ewing's sarcoma cancer.

• Herma's Readers is a non-profit organization that promotes the power of reading and literacy to youngsters during their formative years, grades K-3. The organization was formed as a tribute to Tech head football coach Frank Beamer's late mother, Herma, a teacher for over 30 years in the Commonwealth of Virginia. Herma's Readers has delivered over 21,000 new and used books collected at Virginia Tech football games to youngsters throughout the Commonwealth. Currently, Coach Beamer's program has also dispersed more than \$80,000 for new book purchases for children. That is a total of more than 53,000 new and used books.

• The Virginia Tech football team also raised money to support Wounded Warrior Project through the sale of camouflage Virginia Tech hats and wristbands. Wounded Warrior Project was created to raise awareness and enlist the public's aid as well as provide direct programs for the needs of injured service members.

MORE IMPORTANT THINGS THAN FOOTBALL

• Junior **Kyshoen Jarrett** may be thriving at his rover position, but he knows there are way more important things in life than football.

• Jarrett's older brother, Daishawn Capers, has cerebral palsy and is legally blind. He is wheelchair-bound and needs help doing almost everything, relying on his brother and mother, Vinise Capers. In high school, Jarrett would often take care of Daishawn, either getting him ready for school in the morning or by watching him during the evenings when their mother was away.

• Though from Tannersville, Pa., Jarrett's mother and brother now live in North Carolina and come to almost every home game. Daishawn sits there waiting to hear his brother's name over the public address system, ready to cheer for his brother every time he makes a play.

• Jarrett is a converted cornerback who moved to the rover position in the spring of 2012 and now starts there while also seeing time as a punt returner.

• At Pittsburgh last season, he broke off a 94-yard punt return for a touchdown, the second-longest return in school history and the longest under head coach Frank Beamer. He averaged 13.9 yards per punt return last season, ninth-best in the FBS and was second on the team with 83 tackles.

INTERNATIONAL RECEIVERS

• Two of Tech's main threats in its receiving corps aren't even from the United States. Sophomore **Demetri Knowles** hails from Freeport, Grand Bahamas in The Bahamas and redshirt freshman **Joshua Stanford** is from Mississauga, Ontario in Canada.

• Knowles was born and raised in The Bahamas and grew up competing in swimming and track before moving to Lynchburg, Va., to try his hand at football. After spending just two seasons at Liberty Christian Academy playing a sport he really knew nothing about before he

START CHARTS

Offense	'13	Current Streak	Career
Arkema, M.	-	-	2
Benedict, B.	-	-	6
Coleman, J.C.	-	-	6
Coles, D.J.	1	-	4
Edmunds, T.	2	2	2
Farris, C.	2	7	7
Gregory, T.	-	-	2
Gibson, L.	2	2	2
Knowles, D.	2	5	5
Malleck, R.	-	-	7
McLaughlin, J.	2	2	2
Miller, A.	2	2	23
Perez-Means, D.	2	2	2
Rogers, S.	1	1	1
Stanford, J.	2	2	2
Thomas, L.	2	29	29
Wang, D.	2	2	12

Defense	'13	Current Streak	Career
Bonner, D.	2	16	19
Collins, J.R.	2	3	25
Edwards, T.	2	3	17
Exum, A.	-	-	32
Facyson, B.	2	2	2
Fuller, Ke.	2	29	35
Fuller, Ky.	2	2	2
Gayle, J.	2	2	28
Hopkins, D.	2	29	29
Jarrett, K.	2	15	15
Maddy, L.	2	4	18
Marshall, C.	-	-	5
Tyler, J.	2	18	20
Vandyke, R.	-	-	2
Williams, C.	-	-	1
Wilson, T.	-	-	5

Specialists	'13	Current Streak	Career
Branthover, M. (KO)	-	-	10
D'Antuono, E. (LS)	2	2	2
Hughes, A.J. (P)	2	15	15
Ludwig, M. (KO)	2	2	2
Journell, C. (PK)	2	15	27
St. Germain (LS)	2	15	15

STARTED EVERY GAME IN 2013

Offense (10): Edmunds, Farris, Gibson, Knowles, McLaughlin, Miller, Perez-Means, Stanford, Thomas, Wang

Defense (11): Bonner, Collins, Edwards, Facyson, Ke. Fuller, Ky. Fuller, Gayle, Hopkins, Jarrett, Maddy, Tyler

Specialists (5): D'Antuono, Hughes, Ludwig, Journell, St. Germain

LONGEST ACTIVE STREAKS

Kyle Fuller	29
Derrick Hopkins	29
Logan Thomas	29
Jack Tyler	18
Detrick Bonner	16



was 14 years old, Knowles is making strides in the game.

- Knowles' only exposure to the game before his high school years – other than watching Miami Dolphins and Miami Hurricanes games on television – was playing it in his backyard.

- But then, Devard Darling, a native of The Bahamas and a former Florida State and Washington State receiver who was on NFL rosters for seven seasons with the Baltimore Ravens, Kansas City Chiefs and Houston Texans, brought a football camp to Freeport. Knowles attended the camp, and won Most Valuable Player honors. He was hooked and moved to Virginia for his final two years of high school, where his speed caught the eye of Virginia Tech coaches.

- Knowles caught a 42-yard touchdown midway through the fourth quarter of Virginia Tech's 20-17 overtime win against Georgia Tech in last year's season-opener.

- Stanford, a Canadian born and bred, eschewed his first love, hockey, because it was too expensive, so he migrated toward football.

- Because of a situation back home in Canada, his parents decided it'd be best for him to move south to live with family friends in Georgia when he was 15. There is where his game really took off. Stanford's recruiting heated up late and Virginia Tech got a verbal from him late, right before the 2012 signing day.

- Stanford impressed in preseason camp and played early on, but got his knee rolled up on against Austin Peay in the second week, which ended his season. Tech applied for a medical hardship waiver for him to preserve his freshman season.

PLAYING FOR HIS BROTHER

- Every time offensive guard **Brent Benedict** takes the field, he says he is playing for his brother, Heath, who died unexpectedly of an enlarged heart in March of 2008, just weeks before the NFL Draft.

- The older Benedict, also an offensive lineman, originally signed with the University of Tennessee, but transferred to Newberry (S.C.) College, where he was a two-time Little All-American. He was projected as a mid-rounder in the NFL Draft and was the first Division II player since 2004 to take part in the Senior Bowl.

FRESHMEN MAKING HISTORY

- **Jonathan McLaughlin** made history at Virginia Tech, becoming the first true freshman to start any game at left tackle under head coach Frank Beamer when he got the nod against top-ranked Alabama, playing all 60 offensive snaps.

- The South Carolina native enrolled at Tech in January after a semester at Fork Union and quickly moved up the depth chart. He continued his impressive play in the fall and earned the starting spot at left tackle.

- The last true freshman to start in the opening game on the offensive line was Sergio Render in 2006 at right guard. He would go on to start 52 games during his career at Tech. Prior to McLaughlin, he was the last true freshman to start anywhere on the offensive line for the Hokies.

- The last true freshman to start any game at offensive tackle for Tech was Jimmy Martin, who started the last six games at right tackle during the 2002 season.

- McLaughlin is the first true freshman to start a game at left tackle under Beamer and the first true freshman to start an opening game at either tackle position under Beamer.

- No true freshman had ever started the opening game

HOKIES IN THE NFL

Name	Team	GP/GS
James Anderson	Chicago	1 GP/1 GS
Nick Becton ^{PS}	San Diego	
Jarrett Boykin	Green Bay	1 GP/0 GS
Duane Brown	Houston	1 GP/1 GS
Rashad Carmichael ^{PS}	Houston	
Kam Chancellor	Seattle	1 GP/1 GS
Danny Coale ^{PS}	Dallas	
Brandon Flowers	Kansas City	1 GP/1 GS
Corey Fuller ^{PS}	Detroit	
DeAngelo Hall	Washington	1 GP/1 GS
Jayron Hosley	NY Giants	1 GP/0 GS
Jeff King ^{IR}	Arizona	
Will Montgomery	Washington	1 GP/1 GS
Joshua Morgan	Washington	1 GP/1 GS
Vinston Painter ^{PS}	Denver	
Eddie Royal	San Diego	1 GP/1 GS
Andre Smith	Dallas	1 GP/0 GS
Darryl Tapp	Washington	1 GP/0 GS
Tyrod Taylor	Baltimore	0 GP/0 GS
Michael Vick	Philadelphia	1 GP/1 GS
Ryan Williams	Arizona	0 GP/0 GS
David Wilson	NY Giants	1 GP/1 GS
Jason Worilds	Pittsburgh	1 GP/1 GS

PS - practice squad
IR - injured reserve
C - cut since season started

COACHES/STAFF

Bruce Arians	Arizona Head Coach
Eugene Chung	KC Asst. Off. Line
Chris Peduzzi	Phi. Head Athletic Trainer
Nick Rapone	Arizona Defensive Backs
Nick Sorensen	Sea Special Teams
Todd Washington	Balt. Assistant Off. Line

THE LUNCH PAIL D

During Bud Foster's 234-game tenure as defensive/co-defensive coordinator, Tech has ...

- had 46 different defensive players score touchdowns.
- scored 72 touchdowns (49 on pass interceptions, 22 on fumble returns and one on a fumble recovery).
- held opponents to an average of 107.1 yards rushing and 16.8 points per game.

- been nationally ranked in the top five of a major defensive category 35 times. The Hokies finished No. 1 in total defense in 2005 and 2006, second in 2001 and third in 1999.

- pitched 28 shutouts.
- had at least one defensive player earn All-America honors from some publication in 16 of 18 seasons. Four players gained A-A recognition in 1999 and three were honored in 2001.

- produced six first-team All-Americans and 11 others who have earned second- or third-team All-America honors from one of the recognized groups.

- had 35 players drafted by NFL teams.
- produced its first Lombardi Award winner and its first Nagurski Trophy winner in Corey Moore.

- produced two BIG EAST defensive players of the year – Corey Moore, who earned the honor in both 1998 and 1999, and Cornell Brown, who won it in 1995.

- featured 10 players who have recorded nine or more interceptions in their career.

ON THE ACTIVE LISTS

Interceptions

Antone Exum	6
Kyle Fuller	5
Detrick Bonner	4
Tariq Edwards	3
J.R. Collins	1
Derek DiNardo	1
Kris Harley	1
Donovan Riley	1
Brandon Facyson	1

Blocked Kicks

Tony Gregory	2
--------------	---

Non-Offensive Touchdowns

Detrick Bonner	1
Kyle Fuller	1
Kyshoen Jarrett	1
Demitri Knowles	1

at cornerback under Coach Frank Beamer until **Brandon Facyson** got the nod against Alabama at field corner. Antonio Banks was the last true freshman to start a season opener in the secondary and that came at free safety in the 1993 season opener.

- Tech opened the Alabama game in a nickel package, meaning two true freshmen started in the secondary:

Kendall Fuller as the nickel back and Facyson at the field corner spot.

- Facyson, who has aspirations to be a heart surgeon, enrolled in January after graduating high school early, while Fuller enrolled for Summer II.

- **Sam Rogers** entered camp as a walk-on fullback in the No. 4 position on the depth chart, but enters the season as the starter at the position. He chose to walk-on at Tech over scholarship offers at Bucknell and St. Francis, as well as walk-on opportunities at Virginia, Richmond and William & Mary. At 5-foot-10, 220 pounds, Rogers did it all for Hanover High in Mechanicsville (outside Richmond), playing quarterback, receiver, running back and multiple positions on defense, earning first-team all-state honors as

TECH PLAYERS WITH NFL FATHER CONNECTIONS

Current Players

Kyle Chung (Eugene Chung)
Kalvin Cline (Mike Cline)
Trey Edmunds (Ferrell Edmunds)
Josh Trimble (the late Steve Trimble)
Alston Smith (Bruce Smith)
Chase Williams (Gregg Williams)
Tyrel Wilson (James Wilson)

Former Players

Beau, Blake and Brett Warren (Don Warren)
Chad and Cody Grimm (Russ Grimm)
Chad Beasley (Tom Beasley)
Jeron Gouveia-Winslow (Kurt Gouveia)
Billy Hardee, III (Billy Hardee, Jr.)
Kenny Lewis, Jr. (Kenny Lewis, Sr.)
Jake Patten (Joel Patten)
Ken, Jr. and Jason Barefoot (Ken Barefoot, Sr.)
Jim Pyne (George Pyne)



a utility player. His brother, Ben, was an All-America center on the Division III level for Hampden-Sydney College.

- True freshman **Kalvin Cline** didn't sign with the Hokies in February and didn't accept a scholarship offer until May. The Florida native played just one year of high school after starring in basketball, but has caught on to the sport quickly. In his short time on campus, he has rocketed up the depth chart and saw significant action against Western Carolina, catching four passes for 46 yards. His father, Mike, played football at Arkansas State before being drafted by the Green Bay Packers.

THE LEADER OF THE DEFENSE ... AND OF HIS FAMILY

- Junior free safety **Detrick Bonner** is the quiet quarterback of the Hokie defense as the leader in the secondary. He's also the leader of his family. The Georgia native has six siblings and was often in charge of the children while his mother worked long hours. One of his younger brothers, Alvin Hill plays, defensive back for the University of Maryland.

- He picked off two passes against Western Carolina, returning one for a touchdown against the Catamounts.

SCORING IN DIFFERENT WAYS

- During Frank Beamer's time at Tech, a player at every position on the defensive unit has produced at least one touchdown, and 38 different players have scored touchdowns while playing on Tech's special teams.

- Altogether, the defense and special teams have combined for 133 TDs since Beamer arrived in 1987.

- Under Beamer, Tech's defense has scored 83 TDs, with 55 coming on pass interceptions, 26 on fumble returns and

two on fumble recoveries. The special teams have added 50 TDs, including 17 on blocked punts, 19 on punt returns, nine on kickoff returns, four on blocked field goals and one on a fumble recovery.

- Fittingly, the trend started in Beamer's first game as Tech's head coach when true freshman Jon Jeffries returned a kickoff 92 yards for a touchdown against Clemson. It was the Hokies' first TD under Beamer, and it was the first of many scored by the special teams.

- Under Beamer, 84 different players on defense and special teams have scored TDs. André Davis had four, Victor Harris had five and DeAngelo Hall led the way with seven.

THE STORIED LUNCH PAIL

- Taken with the Hokies wherever they go is the storied lunch pail. The Pail served as the inspiration for Tech's record-setting 1995 defense, symbolizing Tech's blue collar approach to defensive football. Every year since, a member of the defense has been responsible for toting a new Pail.

- Coach Rod Sharpless, then the co-defensive coordinator along with Bud Foster, brought a lunch pail back from New Jersey and they decided that it would become the symbol of the 1995 defense. Sharpless' mother-in-law found the now famous original lunch pail in Mercerville, N.J., where it had belonged to a coal miner.

- The players put the unit goals, weekly goals, the keys to success for the week and a signed mission statement before the season in the Pail ... plus the turf from road wins.

HOKIES WITH NFL TIES

Current Player(s)	Tie
WOODY BARON	uncle, James Baron , played at Tech before playing in the NFL with Detroit and Chicago
KYLE CHUNG	father, Eugene Chung , played at Tech before playing in the NFL with New England, Jacksonville and Indianapolis. He is currently the offensive line assistant of the Kansas City Chiefs.
Kalvin Cline	father, Mike Cline , was drafted by the Green Bay Packers.
TREY EDMUNDS	father, Ferrell Edmunds , played seven seasons in the NFL as a tight end, earning two Pro Bowl nods
KYLE AND KENDALL FULLER	brother, Vincent Fuller , played six seasons as a defensive back for the Tennessee Titans while brother Corey Fuller is on the Detroit Lions practice squad
JAMES GAYLE	uncle, Shaun Gayle , played 12 seasons in the NFL, 11 for the Chicago Bears (1984-1994), and was a member of the Bears squad that won Super Bowl XX in 1985
JOSH TRIMBLE	late father, Steve Trimble , played four seasons in the NFL - three with the Denver Broncos, one with the Chicago Bears - as a free safety
ALSTON SMITH	father, Bruce Smith , was a standout player for the Hokies before going on to star in the NFL. The all-time sacks leader was inducted in to the NFL Hall of Fame in 2010
DAVID WANG	brother, Ed Wang , was drafted by the Buffalo Bills in 2010 as an offensive tackle
CHASE WILLIAMS	father, Gregg Williams , was the defensive coordinator of the 2010 World Champion New Orleans Saints
TYREL WILSON	father, James Wilson , signed as an UFA with Detroit

A NEW HOKIEVISION

A new version of "HokieVision" was installed this past summer, replacing a 13-year-old structure in the north end zone of Lane Stadium.

- The new video board is manufactured by Panasonic.
- The dimensions are 45'H x 95'W (4,275 square feet), making it the 11th-largest **on-campus** video board in the FBS.
- The board is completely free-standing and is not attached to the stadium in any capacity.
- It is a true 19mm 1080i HD video board.
- The dimensions of old video board were 22'H x 38'W.
- A new Daktronics line array sound system was installed on both sides of the board to make it appear even wider. The speakers are able to be aligned in a way for more even coverage throughout the stadium.
- The control room with all the equipment to run the LED is located in the Merryman Center and the people running the board aren't even in the stadium.

BLACKSBURG HISTORY

All-Time Record (1892-present)	698-441-46
In Blacksburg (1892-present)	362-101-13
Behind Lane Hall (1892)	1-0-0
Sheib Field (1894-1901)	13-1-0
Gibboney Field (1902-08)	19-2-0
Miles Field (1909-25)	60-3-3
Miles Stadium (1926-64)	67-25-4
Lane Stadium (1965-present)	202-70-6
Under Beamer (1987-present)	128-33-1

TOP-10 CAREER STARTS (ANY POSITION PLAYER)

54	Danny Coale (2008-11)	WR
52	Sergio Render (2006-09)	OL
51	Blake DeChristopher (2008-11)	OL
48	Vince Hall (2004-07)	LB
	Billy Conaty (1993-96)	OL
47	Chris Malone (1992-95)	OL
45	Jimmy Martin (2002-05)	OL
	Jarrett Boykin (2008-11)	WR
44	Nathaniel Adibi (2000-03)	LB
	Eddie Royal (2004-07)	WR

CAREER CONSECUTIVE START STREAK (POSITION PLAYERS)

48	Billy Conaty (1993-96)	OL
47	Chris Malone (1992-95)	OL
45	Jimmy Martin (2002-05)	OL
44	Vince Hall (2004-07)	LB
42	Jaymes Brooks (2008-11)	OL
	Jonathan Lewis (2002-05)	DL
41	Kam Chancellor (2006-09)	DB
40	Duane Brown (2004-07)	OL
	Nathaniel Adibi (2000-03)	LB



TOUCHDOWNS BY DEFENSE & SPECIAL TEAMS

1987: Jon Jeffries, 92-yd. kickoff return vs. Clemson; Don Stokes, recovered blocked punt in end zone vs. Syracuse; Randy Cockrell (ilb), 90-yd. interception return vs. Navy.

1988: Don Stokes, recovered blocked punt in end zone vs. Southern Miss; Jock Jones, recovered blocked punt in end zone vs. West Virginia; Roger Brown (cb), 55-yd. interception return vs. South Carolina; Leslie Bailey (ilb), 19-yd. interception return vs. South Carolina.

1989: Marcus Mickel, 90-yd. kickoff return vs. Clemson; Jock Jones (olb), 55-yd. interception return vs. Tulane; Roger Brown (cb), 55-yd. interception return vs. North Carolina State.

1990: The '90 season marked the first and only season to date during Beamer's tenure that Tech failed to score at least one TD on either defense or special teams.

1991: P.J. Preston (olb), recovered fumble in end zone vs. Oklahoma; Ken Landrum, 18-yd. blocked punt return vs. Cincinnati; Kirk Alexander (fs), 95-yd. interception return vs. Cincinnati.

1992: Tyronne Drakeford (cb), 40-yd. interception return vs. East Carolina; Tony Kennedy, 91-yd. kickoff return vs. Louisville; Ken Brown (olb), 18-yd. interception return vs. Rutgers.

1993: William Ferrell, 7-yd. blocked punt return vs. Rutgers; DeWayne Knight (olb), 23-yd. fumble return vs. Syracuse; Jeff Holland (dt), 8-yd. fumble return vs. Virginia; Lawrence Lewis (de), 20-yd. fumble return vs. Indiana; Antonio Banks, 80-yd. blocked field goal return vs. Indiana.

1994: Torrian Gray (rov), 66-yd. interception return vs. Boston College; Stacy Henley, 25-yd. blocked punt return vs. Temple; Lawrence Lewis (de), 60-yd. fumble return vs. East Carolina; Antonio Freeman, 80-yd. punt return vs. Pittsburgh.

1995: Jermaine Holmes, recovered blocked punt in end zone vs. Akron; Hank Coleman (de), 51-yd. fumble return vs. Rutgers; Myron Newsome (ilb), 71-yd. interception return vs. Rutgers; Larry Green (cb), 37-yd. interception return vs. West Virginia; Jim Baron (dt), 46-yd. fumble return vs. Temple; J.C. Price (dt), 19-yd. interception return vs. Temple; Antonio Banks (cb), 65-yd. interception return vs. Virginia; Bryan Still, 60-yd. punt return vs. Texas; Jim Baron (dt), 20-yd. fumble return vs. Texas.

1996: Cornelius White, 60-yd. blocked punt return vs. Syracuse; Keion Carpenter (fs), 100-yd. interception return vs. Miami.

1997: Carl Bradley (dt), recovered fumble in end zone vs. Rutgers; Pierson Prioleau (rov), 43-yd. fumble return vs. Rutgers; Lorenzo Ferguson (fs), 84-yd. interception return vs. Arkansas St.; Anthony Midget (cb), 22-yd. fumble return vs. Pittsburgh.

1998: Keion Carpenter (fs), 16-yd. interception return vs. Pittsburgh; Pierson Prioleau (rov), 85-yd. interception return vs. Boston College; Marcus Gildersleeve, recovered blocked punt in end zone vs. UAB; Ricky Hall, 17-yd. blocked punt return vs. West Virginia; Ricky Hall, recovered blocked punt in end zone vs. Syracuse; Loren Johnson (cb), 78-yd. fumble return vs. Syracuse; Ike Charlton (cb), 26-yd. interception return vs. Rutgers; Jamel Smith (lb), 98-yd. interception return vs. Rutgers; Anthony Midget (cb), 27-yd. interception return vs. Alabama.

1999: Ike Charlton (cb), 34-yd. interception return vs. Clemson; Corey Moore (de), 32-yard fumble return vs. Clemson; Cory Bird (rov), 26-yd. fumble return vs. Syracuse; Phillip Summers (rov), 43-yd. interception return vs. Syracuse; Tee Butler, recovered fumble by punter in end zone vs. Syracuse; Ricky Hall, 64-yd. punt return vs. Miami; Ike Charlton (cb), 51-yd. fumble return vs. Miami; Larry Austin (cb), 31-yd. interception return vs. Temple.

2000: Willie Pile (fs), 11-yd. interception return vs. Akron; Cory Bird, 9-yd. blocked punt return vs. East Carolina; André Davis, 87-yd. punt return vs. East Carolina; André Davis, 71-yd. punt return vs. Boston College; André Davis, 76-yd. punt return vs. WVU; Nathaniel Adibi (de), 36-yd. fumble return vs. UCF.

2001: Channing Reed (dt), 8-yd. fumble return vs. Rutgers; Kevin McCadam (rov), 69-yd. interception return vs. UCF; André Davis, 55-yd. punt return vs. UCF; Jim Davis (de), 27 yd. interception return vs. West Virginia; Kevin McCadam (rov), 9-yd. fumble return vs. Boston College; Ronyell Whitaker, 71-yd. blocked field goal return vs. Pittsburgh; Brandon Manning, 22-yd. blocked punt return vs. Miami.

2002: DeAngelo Hall, 69-yd. punt return vs. Arkansas State; DeAngelo Hall (cb), 49-yd. interception return vs. Arkansas State; Jason Lallis (dt), 59-yd. fumble return vs. Arkansas State; Alex Markogiannakis (ilb), 25-yd. fumble return vs. Western Michigan; DeAngelo Hall, 51-yd. punt return vs. Rutgers; Darryl Tapp, 11-yd. blocked punt return vs. Virginia; Willie Pile (fs), 96-yd. interception return vs. Miami.

2003: Jason Lallis (dt), 45-yd. interception return vs. UCF; Eric Green (cb), 84-yd. interception return vs. UConn; Mike Imoh, 91-yd. kickoff return vs. UConn; Chris Clifton, 16-yd. blocked punt return vs. UConn; Jimmy Williams (fs), 55-yd. interception return vs. Rutgers; DeAngelo Hall, 58-yd. punt return vs. Syracuse; DeAngelo Hall, 60-yd. punt return vs. Syracuse; Vincent Fuller (cb), 50-yd. fumble return vs. WVU; DeAngelo Hall (cb), 28-yd. fumble return vs. Miami; Eric Green (cb), 51-yd. interception return vs. Miami; DeAngelo Hall, 52-yd. punt return vs. Cal.

2004: Jason Lallis (de), 28-yd. fumble return vs. Western Michigan; Brandon Flowers (cb), 38-yd. interception return vs. Western Michigan; Vincent Fuller, 74-yd. blocked field goal return vs. West Virginia; Bl. Warren (ilb), 46-yd. interception return vs. Florida A&M; Roland Minor (cb), 64-yd. interception return vs. Georgia Tech; Jimmy Williams (cb), 34-yd. interception return vs. Maryland.

2005: Roland Minor (cb), 23-yd. interception return vs. Duke; D.J. Parker, 78-yd. blocked field goal return vs. Georgia Tech; Xavier Adibi (ilb) 25-yd. interception return vs. Georgia Tech; Chris Ellis (de), 29-yd. interception return vs. Georgia Tech; Vince Hall (ilb) 15-yd. fumble return vs. Marshall; Vince Hall (ilb) 13-yd. interception return vs. Boston College; James Anderson (olb) 39-yd. interception return vs. Louisville.

2006: Brenden Hill (olb), 69-yd. interception return vs. North Carolina; Eddie Royal, 58-yd. punt return vs. Duke; Victor "Macho" Harris (cb), 72-yd. interception return vs. Cincinnati; Noland Burchette (de), 15-yd. fumble return vs. Kent State; Xavier Adibi (ilb), 35-yd. fumble return vs. Wake Forest.

2007: Victor "Macho" Harris (cb), 17-yd. interception return vs. East Carolina; Brandon Flowers (cb), 49-yd. interception return vs. William & Mary; Eddie Royal, 60-yd. punt return vs. William & Mary; D.J. Parker (fs), 32-yd. interception return vs. Clemson; Eddie Royal, 82-yd. punt return vs. Clemson; Victor "Macho" Harris, 100-yd. kickoff return vs. Clemson; Chris Ellis (de), 5-yd. interception return vs. Florida State; Xavier Adibi (lb), 40-yd. interception return vs. Boston College; Justin Harper, 84-punt return vs. Kansas.

2008: Stephan Virgil (cb), 30-yd. fumble return vs. East Carolina; Brett Warren (ilb), 36-yd. interception return vs. Boston College; Victor "Macho" Harris (cb), 55-yd. interception return vs. Boston College; Victor "Macho" Harris (cb), 23-yd. interception return vs. Duke; Orion Martin (de), 17-yd. fumble return vs. Boston College.

2009: Dyrell Roberts, 98-yd. kickoff return vs. Alabama; Jayron Hosley, 64-yd. punt return vs. Marshall; Matt Reidy, 1-yd. blocked punt return vs. Miami; Rashad Carmichael (cb) 22-yd. interception return vs. Boston College.

2010: Rashad Carmichael (cb), 68-yd. interception return vs. East Carolina; David Wilson, 92-yd. kickoff return vs. NC State; Jayron Hosley, 80-yd. punt return vs. Central Michigan; David Wilson, 90-yd. kickoff return vs. Georgia Tech; Jeron Gouveia-Winslow (olb), 24-yd. interception return vs. Florida State.

2011: Kyle Fuller, recovered blocked punt in end zone vs. Appalachian State.

2012: Kyshoen Jarrett, 94-yd. punt return vs. Pittsburgh; Demetri Knowles, 93-yd. kickoff return vs. North Carolina.

2013: Detrick Bonner (fs), 37-yd. interception return vs. Western Carolina.

The Tally Sheet

TOTAL: 132

Defense: 83 TDs

Type	Total	Last
Pass Interceptions	55	Detrick Bonner (37 yds), 2013 vs. Western Carolina
Fumble Returns	26	Orion Martin (17 yds), 2008 vs. Boston College
Fumble Recoveries	2	Carl Bradley (end zone), 1997 vs. Rutgers

Special Teams: 49 TDs

Type	Total	Last
Punt Returns	19	Kyshoen Jarrett (94 yds), 2012 vs. Pittsburgh
Blocked Punts	17	Kyle Fuller (end zone), 2011 vs. Appalachian State
Kickoff Returns	8	Demetri Knowles (93 yds), 2012 vs. North Carolina
Blocked Field Goals	4	D.J. Parker (78 yds), 2005 vs. Georgia Tech
Fumble Recovery	1	Tee Butler (end zone by punter), 1999 vs. Syracuse



VIRGINIA TECH'S BLOCKED KICKS UNDER FRANK BEAMER

Totals: 129 in 324 games (64 punts, 38 FGs, 27 PATs)

1987 (1 punt, 1 PAT, 1 FG)

Syracuse – punt* (Jimmy Whitten) hL
East Carolina – PAT (na) hL
Cincinnati – FG (Roger Brown) hW

1988 (4 punts, 3 FGs)

Clemson – punt (Jock Jones) aL
Southern Miss – punt* (Archie Hopkins) aL
West Virginia – punt* (Archie Hopkins) hL
Cincinnati – punt+ (Jock Jones) aW
Louisville – FG (Jimmy Whitten) aL
Florida State – FG (Roger Brown);
FG+ (Roger Brown) aL

1989 (1 punt, 1 FG)

Tulane – punt+ (Archie Hopkins) hW
NC State – FG (Jock Jones) aW

1990 (2 punts, 4 PATs, 1 FG)

East Carolina – PAT (John Rivers) aW
South Carolina – PAT (John Rivers) hL
Florida State – punt+ (Scott Jones) aL
West Virginia – FG+ (Bernard Basham) hW
Temple – punt (Archie Hopkins) aL
NC State – PAT (Bernard Basham) hW
Virginia – PAT (Bernard Basham) hW

1991 (3 punts, 3 FGs)

James Madison – FG (Bernard Basham) hW
Oklahoma – FG (Bernard Basham) aL
Cincinnati – punt+ (P.J. Preston);
punt* (Kirk Alexander) hW
Louisville – FG (John Rivers) hW
East Carolina – punt (Marcus McClung) hL

1992 (5 PATs, 1 FG)

James Madison – PAT (John Rivers);
FG+ (Kirk Alexander) hW
East Carolina – PAT (Bernard Basham) aL
West Virginia – PAT (David Wimmer) hL
Miami – PAT (Bernard Basham) hL
Virginia – PAT (David Wimmer) hL

1993 (4 punts, 2 FGs)

Miami – punt@ (Willie Wilkins) aL
Maryland – FG (George DelRicco) hW
Rutgers – punt* (Marcus McClung) hW
Syracuse – punt+ (William Ferrell) hW
Virginia – punt# (Brandon Semones) aW
Indiana – FG* (Jeff Holland) nW

1994 (2 punts, 2 FGs)

Arkansas St. – FG (Cornell Brown) hW
Temple – punt* (William Ferrell) hW
Miami – punt# (Michael Williams) aL
Rutgers – FG (Michael Williams) hW

1995 (4 punts, 3 PATs, 1 FG)

BC – PAT (Waverly Jackson) hL
Cincinnati – FG (Jim Baron);
PAT (Lawrence Lewis) hL
Miami – punt# (Angelo Harrison) hW
Pittsburgh – punt+ (Angelo Harrison);
punt# (Angelo Harrison) aW
Akron – punt* (Okesa Smith);
PAT (Lawrence Lewis) hW

1996 (5 punts, 1 PAT)

Akron – PAT (John Engelberger) aW
BC – punt+ (Keion Carpenter) aW
Syracuse – punt* (Cornelius White) aL
Temple – punt (Keion Carpenter) hW
SW Louisiana – punt (Michael Stuewe);
punt+ (Keion Carpenter) hW

1997 (2 punts, 3 PATs, 2 FGs)

Arkansas St. – FG+ (Carl Bradley) hW
WVU – punt# (Phillip Summers) aL
Miami – PAT (Carl Bradley) hW
Pittsburgh – PAT (Corey Moore);
PAT (John Engelberger) aL
Virginia – punt (Keion Carpenter);
FG (John Engelberger) aL

1998 (8 punts, 2 PATs, 2 FGs)

East Carolina – FG+ (Corey Moore) hW
Miami – PAT (John Engelberger) aW
Pittsburgh – FG (Corey Moore);
punt# (Larry Austin) hW
Boston College – punt (Keion Carpenter);
punt+ (Andre Davis) aW
UAB – punt* (Larry Austin) aW
WVU – punt* (Marcus Gildersleeve);
PAT (John Engelberger) hW
Syracuse – punt* (Anthony Midget) aL
Alabama – punt (Keion Carpenter);
punt+ (Corey Moore) nW

1999 (1 punt, 1 PAT)

Rutgers – PAT^ (Carl Bradley) aW
Pittsburgh – punt+ (Andre Davis) aW

2000 (4 punts, 2 FGs, 2 PATs)

Akron – FG+ (Cory Bird) hW
East Carolina – punt* (Wayne Ward);
FG (Larry Austin) aW
Rutgers – punt+ (Eric Green) hW
Temple – punt+ (Wayne Ward) hW
West Virginia – punt (Lee Suggs)
PAT (Lamar Cobb) hW
Pittsburgh – PAT (David Pugh) hW

2001 (5 punts, 2 FGs)

W. Michigan – punt+ (Wayne Ward) hW
Rutgers – punt@ (Eric Green) aW
UCF – punt@ (Brandon Manning) hW
Pittsburgh – FG* (Lamar Cobb) aL
Virginia – punt (Wayne Ward) aW
Miami – FG# (David Pugh);
punt* (Eric Green) hL

2002 (5 punts, 2 FGs)

LSU – punt+ (Justin Hamilton);
punt@ (Jason Lallis) hW
Marshall – FG+ (Team) hW
Western Michigan – FG (Jeff King) aW
Pittsburgh – punt+ (Nathaniel Adibi) hL
West Virginia – punt# (Ernest Wilford) hL
Virginia – punt* (Justin Hamilton) hW

2003 (1 punt, 3 FGs)

UConn – punt* (Nathaniel Adibi) hW
Rutgers – FG (Jeff King) aW
Syracuse – FG (Vincent Fuller) hW
Miami – FG (Eric Green) hW

2004 (1 punt, 3 FGs)

W. Michigan – FG+ (Jim Davis);
punt+ (Darryl Tapp) hW
West Virginia – FG* (Jim Davis) hW
Virginia – FG (Jim Davis) hW

2005 (2 FGs, 1 punt)

Georgia Tech – FG* (Jeff King) hW
North Carolina – FG+ (Darryl Tapp);
punt+ (Macho Harris) hW

2006 (3 punts, 2 FGs)

Northeastern – punt+ (Cary Wade);
FG (Kory Robertson) hW
North Carolina – punt+ (Josh Morgan) aW
Cincinnati – punt@ (Josh Morgan) hW
Miami – FG (Duane Brown) aW

2007 (2 punts, 1 FG, 1 PAT)

Duke – punt+ (Stephan Virgil) aW
Virginia – punt# (Davon Morgan) aW
Boston College (ACC) – FG (Duane Brown)
PAT ^ (Duane Brown) nW

2008 (2 PAT, 2 FGs, 1 punt)

East Carolina – PAT^ (John Graves) nL
Furman – FG (John Graves) hW
Georgia Tech – PAT (John Graves) hW
Nebraska – punt@ (Stephan Virgil) aW
BC – FG# (Jason Worilds) aL

2009 (1 punt)

Miami – punt* (Jacob Sykes) hW

2010 (2 PAT, 1 punt)

Boise State – punt (Davon Morgan)
PAT (Andre Smith) nL
Stanford – PAT (Andre Smith) nL

2011 (1 punt)

Appalachian State – punt* (Tony Gregory) hW

2012 (1 punt)

Austin Peay – punt+ (Tony Gregory) hW

* - recovered or returned for TD;

+ - led to TD;

@ - led to safety;

- led to field goal;

^ - led to a two-point defensive extra point



INDIVIDUAL CAREER GAME HIGHS

THROWERS

Logan Thomas (QB)

Att.	49	UNC, 2012
Comp.	26	UNC, 2012
Yds.	354	UNC, 2012
TDs	3	twice
INTs	3	Pitt, 2012
Long	85	Pitt, 2012

RUSHING

Att.	29	VA, 2012
Yds.	124	Miami, 2012
TDs	2	three times
Long	23	UNC, 2011

RECEIVING

Rec.	1	WF, 2010
Yds.	2	WF, 2010
TDs	1	WF, 2010
Long	2	WF, 2010

Mark Leal (QB)

Att.	9	AppSt, 2011
Comp.	6	AppSt, 2011
Yds.	113	AppSt, 2011
TDs	2	AppSt, 2011
INTs	0	
Long	63	AppSt, 2011

RUSHING

Att.	1	twice
Yds.	11	WCU, 2013
TDs	0	
Long	11	WCU, 2013

RUNNERS

Joel Caleb (TB)

Att.	6	WCU, 2013
Yds.	36	WCU, 2013
TDs	1	WCU, 2013
Long	13	WCU, 2013

J.C. Coleman (TB)

Att.	16	FSU, 2012
Yds.	183	Duke, 2012
TDs	2	Duke, 2012
Long	86	Duke, 2012

Daniel Dyer (TB)

Att.	6	AppSt, 2011
Yds.	30	AppSt, 2011
TDs	0	
Long	13	AppSt, 2011

Trey Edmunds (TB)

Att.	20	Alabama, 2013
Yds.	132	Alabama, 2013
TDs	1	twice
Long	77	Alabama, 2013

Tony Gregory (TB)

Att.	14	BC, 2012
Yds.	69	BC, 2012
TDs	1	APSU, 2012
Long	24	twice

Chris Mangus (TB)

Att.	5	twice
Yds.	84	WCU, 2013
TDs	1	WCU, 2013
Long	76	WCU, 2013

Sam Rogers (FB)

Att.	1	Alabama, 2013
Yds.	3	Alabama, 2013
TDs	0	-
Long	3	Alabama, 2013

CATCHERS

Willie Byrn (WR)

Rec.	4	WCU, 2013
Yds.	58	WCU, 2013
TDs	0	
Long	19	WCU, 2013

Joel Caleb (TB)

Rec.	1	WCU, 2013
Yds.	3	WCU, 2013
TDs	0	-
Long	3	WCU, 2013

Kalvin Cline (TE)

Rec.	4	WCU, 2013
Yds.	46	WCU, 2013
TDs	0	-
Long	18	WCU, 2013

J.C. Coleman (TB)

Rec.	6	UNC, 2012
Yds.	39	RU, 2012
TDs	1	BG, 2012
Long	24	Cincy, 2012

D.J. Coles (WR)

Rec.	8	MU, 2011
Yds.	116	CU[2], 2011
TDs	1	four times
Long	49	ArkSt, 2011

Trey Edmunds (TB)

Rec.	1	twice
Yds.	9	WCU, 2013
TDs	0	-
Long	9	WCU, 2013

Demitri Knowles (WR)

Rec.	6	UNC, 2012
Yds.	83	UNC, 2012
TDs	1	GT, 2012
Long	42	GT, 2012

Ryan Malleck (TE)

Rec.	4	Miami, 2012
Yds.	58	Miami, 2012
TDs	0	
Long	26	Miami, 2012

Chris Mangus (TB)

Rec.	1	WCU, 2013
Yds.	8	WCU, 2013
TDs	0	-
Long	8	WCU, 2013

Sam Rogers (FB)

Rec.	1	twice
Yds.	12	WCU, 2013
TDs	0	-
Long	12	WCU, 2013

Joshua Stanford (WR)

Rec.	4	WCU, 2013
Yds.	46	WCU, 2013
TDs	0	
Long	16	Alabama, 2013

Jerome Wright (FB)

Rec.	1	WCU, 2013
Yds.	4	WCU, 2013
TDs	0	-
Long	4	WCU, 2013

KICKERS

Michael Branthover (P)

Punts	7	WF, 2011
Long	75	DU, 2011
I20	3	WF, 2011
Avg.	42.1	WF, 2011

A.J. Hughes (P)

Punts	13	Alabama, 2013
Long	57	twice
I20	4	RU, 2012
Avg.	45.9	Cincy, 2012

Cody Journell (PK)

FG Made	3	twice
FG Att.	3	four times
Long	42	twice
PAT Made	9	AppSt, 2011
PAT Att.	9	AppSt, 2011

Hunter Windmuller (P)

Punts	1	WCU, 2013
Long	49	WCU, 2013
I20	1	WCU, 2013
Avg.	49.0	WCU, 2013

TACKLERS

Woody Baron (DT)

Tackles	1	Alabama, 2013
TFL	0	
Sacks	0	

Detrick Bonner (ROV)

Tackles	10	VA, 2012
TFL	1.0	three times
Sacks	1.0	RU, 2012

Chuck Clark (ROV)

Tackles	4	Alabama, 2013
TFL	0	
Sacks	0	

J.R. Collins (DE)

Tackles	11	GT, 2011
TFL	2.5	Marshall, 2011
Sacks	2.5	Marshall, 2011

Tariq Edwards (LB)

Tackles	10	ArkSt, 2011
TFL	2.5	ArkSt, 2011
Sacks	2.0	twice

Antone Exum (CB)

Tackles	12	UNC, 2011
TFL	2.0	CU [2], 2011
Sacks	1	WF, 2011

Brandon Facyson (CB)

Tackles	2	WCU, 2013
TFL	0	
Sacks	0	

Kendall Fuller (CB)

Tackles	4	Alabama, 2013
TFL	0	
Sacks	0	

Kyle Fuller (CB)

Tackles	10	VA, 2010
TFL	3.0	VA, 2010
Sacks	1.5	ArkSt, 2011

James Gayle (DE)

Tackles	9	Duke, 2012
TFL	3.0	three times
Sacks	2.0	twice

Derrick Hopkins (DT)

Tackles	11	GT, 2012
TFL	1.5	three times
Sacks	1.0	six times

Kyshoen Jarrett (FS)

Tackles	9	three times
TFL	1.0	three times
Sacks	0	

Luther Maddy (DT)

Tackles	5	twice
TFL	2.0	three times
Sacks	2.0	Duke, 2012

Corey Marshall (DT)

Tackles	7	GT, 2012
TFL	1.0	four times
Sacks	1.0	four times

Dadi Nicolas (DE)

Tackles	4	Miami, 2012
TFL	2.0	Alabama, 2013
Sacks	1.0	three times

Josh Trimble (LB)

Tackles	4	BC, 2012
TFL	1.0	Alabama, 2013
Sacks	0	

Jack Tyler (LB)

Tackles	17	GT, 2012
TFL	3.0	FSU, 2010
Sacks	1.0	three times

Nigel Williams (DT)

Tackles	3	Alabama, 2013
TFL	1.5	Alabama, 2013
Sacks	1.0	Alabama, 2013

Tyrel Wilson (DE)

Tackles	7	GT, 2011
TFL	1.5	GT, 2011
Sacks	1.5	GT, 2011

Chase Williams (LB)

Tackles	7	WCU, 2013
TFL	1.0	APSU, 2012
Sacks	0	

Ronny Vandyke (LB)

Tackles	5	RU, 2012
TFL	1.0	twice
Sacks	0	

RETURNERS

J.C. Coleman (KOR)

Returns	3	four times
Yds	69	Pitt, 2012
Avg	34.0	twice
Long	34	twice
TD	0	

Kendall Fuller (PR)

Returns	2	Alabama, 2013
Yds	-1	Alabama, 2013
Avg	-5	Alabama, 2013
Long	1	Alabama, 2013
TD	0	

Der'Woun Greene (KOR)

Returns	2	Alabama, 2013
Yds	39	Alabama, 2013
Avg	18.5	Alabama, 2013
Long	24	Alabama, 2013
TD	0	

Kyshoen Jarrett (PR)

Returns	5	WCU, 2013
Yds	94	Pitt, 2012
Avg	94.0	Pitt, 2012
Long	94	Pitt, 2012
TD	1	Pitt, 2012

Demitri Knowles (KOR)

Returns	4	Alabama, 2013
Yds	141	UNC, 2012
Avg	47.0	UNC, 2012
Long	93	UNC, 2012
TD	1	UNC, 2012



THE LAST TIME A TECH TEAM OR PLAYER ...

TEAM

Scored 90+ points.....	99, vs. Emory & Henry, 1919
Scored 80-89 points.....	86, vs. Roanoke College, 1905
Scored 70-79 points.....	77, vs. Akron, 1995
Scored 60-69 points.....	66, vs. Appalachian State, 2011
Scored 50-59 points.....	52, vs. Wake Forest, 2010
Scored 40-49 points.....	45, vs. Western Carolina, 2013
Back-to-back 40+ games.....	vs. CMU (45), vs. WF (52), 2010
Three straight 40+ games.....	@ NCSU (41), vs. CMU (45), vs. WF (52), 2010
Four straight 40+ games.....	NCSU (41), CMU (45), WF (52), Duke (44), 2010
Rushed for 500+ yards.....	500, @ Pittsburgh, 1993
Rushed for 400-499 yards.....	444, vs. Marshall, 2009
Rushed for 300-399 yards.....	332, Duke, 2010
Rushed for 200-299 yards.....	237, vs. Western Carolina, 2013
Passed for 500+ yards.....	504, @ Syracuse, 2002
Passed for 400-499 yards.....	408, @ Wake Forest, 1972
Passed for 300-399 yards.....	354, @ North Carolina, 2012
Passed for 200-299 yards.....	225, vs. Western Carolina, 2013
Rushed/Passed for 200+ yards.....	Western Carolina, 2013
	237 rush, 225 pass
Had 600+ yards in total offense.....	605, vs. Wake Forest, 2010
Had 500-599 yards in total offense.....	525, vs. Duke, 2012
Scored on first offensive play.....	vs. Appalachian State, 2011
	David Wilson 20-yard run
Won on final offensive play.....	vs. Virginia, 2012
	Cody Journell 29 yd FG
Lost on final offensive play.....	vs. Michigan, 2012
	Brendan Gibbons 37 FG
Won in overtime.....	13-10, vs. Rutgers, 2012
Lost in overtime.....	20-23, vs. Michigan, 2012
Recorded a safety.....	vs. Arkansas State, 2011
Recorded two defensive TDs.....	@ Boston College, 2008
Zero punts in a game.....	vs. James Madison, 2010
Zero sacks allowed in a game.....	vs. Western Carolina, 2013
Recorded a shutout.....	vs. Bowling Green, 2012
Held opp. to 0 yards or less rushing.....	-15, @ East Carolina, 2011
Blocked two kicks in a game.....	vs. Boise State, 2010
Scored special teams TD.....	@ North Carolina, 2012
Scored defensive & special teams TD.....	vs. Clemson, 2007

INDIVIDUAL

Rushed for 200+ yards.....	253, Darren Evans, vs. Maryland, 2008
Rushed for 150-199 yards.....	183, J.C. Coleman, vs. Duke, 2012
Two players rushed for 100 yards.....	NC State, 2010
	(Darren Evans, 160 yds. & Tyrod Taylor, 121 yds.)
Three players rushed for 100 yards.....	@ South Carolina, 1974
	Phil Rogers (120), Roscoe Coles (111) & George Heath (104)
Had 40+ carries.....	42, Cyrus Lawrence, vs. Memphis St., 1981
Had 30-39 carries.....	32, Ryan Williams, vs. NC State, 2009
Had 20-29 carries.....	20, Trey Edmunds vs. Alabama, 2013
Rushed for 6 TDs.....	Tommy Francisco, vs. VMI, 1966
Rushed for 5 TDs.....	Lee Suggs, @ UCF, 2000
Rushed for 4 TDs.....	Ryan Williams, @ Virginia, 2009
Rushed for 3 TDs.....	David Wilson, vs. Appalachian State, 2011
Rushed for 2 TDs.....	Trey Edmunds, vs. Western Carolina, 2013
Passed for 500+ yards.....	504, Bryan Randall, @ Syracuse, 2002
Passed for 300-499 yards.....	310, Logan Thomas, vs. Miami, 2011
Passed for 200-299 yards.....	200, Logan Thomas, vs. Western Carolina, 2013
Two QBs each pass for 100+ yards.....	vs. Appalachian State, 2011
	(Logan Thomas, 149 yds. & Mark Leal, 113 yds.)
Passed for 5 TDs.....	Bryan Randall, @ Syracuse, 2002

Passed for 4 TDs.....	Bryan Randall, vs. Florida A&M, 2004
Passed for 3 TDs.....	Logan Thomas, @ GT, 2011
Passed for 2 TDs.....	Logan Thomas, @ BC, 2012
Two QBs with 2 TD passes apiece.....	Logan Thomas and Mark Leal
	vs. Appalachian State, 2011
Had 50+ pass attempts.....	53, Sean Glennon, vs. Georgia Tech, 2005
Had 40-49 pass attempts.....	49, Logan Thomas, @ UNC, 2012
Had 30-39 pass attempts.....	31, Logan Thomas, vs. Western Carolina, 2013
Had 20-29 pass attempts.....	26, Logan Thomas, vs. Alabama, 2013
Had 30+ pass completions.....	34, Don Strock, vs. Houston, 1972
Had 20-29 pass comps.....	26, Logan Thomas, @ UNC, 2012
QB rush/pass for 100 yards.....	Logan Thomas, @ Miami, 2012
	(124 rush, 199 pass)
Had 10+ receptions.....	10, Jarrett Boykin, vs. North Carolina, 2011
Had 250+ yards receiving.....	279, Ernest Wilford, @ Syracuse, 2002
Had 200-249 yards rec.....	213, Ricky Scales, @ Wake Forest, 1972
Had 100+ yards receiving.....	104, Marcus Davis, @ BC, 2012
Two players with 100+ receiving.....	Wake Forest, 2010
	Dyrell Roberts (134) & Danny Coale (103)
Had 4 TD receptions.....	Ernest Wilford @ Syracuse, 2002
Had 3 TD receptions.....	Antonio Freeman, vs. Temple, 1993
Had 2 TD receptions.....	Marcus Davis, vs. Duke, 2012
Intercepted 3 passes.....	Jayron Hosley, @ NC State, 2010
Intercepted 2 passes.....	Detrick Bonner, vs. Western Carolina, 2013
Returned a KO for TD.....	Demitri Knowles, @ UNC, 2012
Returned punt for TD.....	Kyshoen Jarrett, @ Pittsburgh, 2012
Returned an INT for TD.....	Detrick Bonner, vs. Western Carolina, 2013
Returned a fumble for TD.....	Orion Martin, vs. BC [2], 2008
Returned blocked punt for TD.....	Kyle Fuller, vs. App State, 2011
Returned blocked FG for TD.....	D.J. Parker, vs. GT, 2005
Returned blocked PAT for 2 pts.....	Stephan Virgil, vs. ECU, 2008
Blocked an extra point.....	Andre Smith, vs. Stanford, 2011
Blocked a FG.....	Jason Worilds, @ BC, 2008
Blocked a punt.....	Tony Gregory, vs. Austin Peay, 2012
Scored a def. and special teams TD in a game.....	DeAngelo Hall
	vs. Arkansas St., 2002 (49-yd. INT & 69-yd. PR)
Returned two punts for TDs.....	DeAngelo Hall
	vs. Syracuse, 2003 (58 & 60 yds.)
Successful 2-point conversion.....	@ North Carolina, 2012
	Corey Fuller pass from Logan Thomas
Made 6 FGs.....	Mickey Thomas, vs. Vanderbilt, 1989
Made 5 FGs.....	Chris Kinzer, vs. Vanderbilt, 1986
Made 4 FGs.....	Justin Myer, vs. Michigan, 2012
Made 3 FGs.....	Cody Journell, at Boston College, 2012
Kicked a 60+ FG.....	61, Wayne Latimer, vs. Florida St., 1975
Kicked a 50-59 FG.....	52, Chris Hazley, @ North Carolina, 2010
Kicked a 40-49 FG.....	41 Cody Journell, @ BC, 2012
Kicked two 40+ yards FGs in one game.....	Cody Journell, @ BC, 2012
Kicked a 70+ punt.....	75, Michael Branthover, @ Duke, 2011
Kicked a 60-69 punt.....	61, Danny Coale, vs. CU [2], 2011

VIRGINIA TECH'S 232-GAME SCORING STREAK

Virginia Tech's current 232-game scoring streak from 1995 to present stands as tied for the 14th-longest in Division I-A college history. In the 232-game run, Tech scored on its first offensive possession 75 times, plus another three occasions where it scored on returns on its first touch of the game. The Hokies have scored in the first quarter 168 times during the streak, and have had it extended by halftime in 222 of the 232 games. Here's that list: (* — includes a blocked punt recovery in the end zone prior to the first offensive possession against Akron in 1995; an interception return prior to the first offensive possession at Clemson in 2007; and an interception return prior to the first offensive possession against Boston College in 2008):

School	Streak	Dates	Ended By
Brigham Young	361	9/27/1975 - 11/15/2003	Utah
Michigan	352	10/27/1984 - present
Florida	312	11/05/1988 - present
Texas	281	11/29/1980 - 10/02/2004	Oklahoma
Washington State	280	10/22/1984 - 10/18/2008	USC
Washington	272	11/14/1981 - 10/16/2004	USC
Oregon	267	10/05/1985 - 11/15/2007	UCLA
TCU	255	11/23/1991 - present
Air Force	246	12/31/1992 - present
UCLA	245	10/02/1971 - 10/17/1992	Arizona State
Colorado	242	11/19/1988 - 10/25/2008	Missouri
Tennessee	236	9/24/1994 - present
Nebraska	233	1/01/1974 - 11/29/1991	Miami, Fla.
Virginia Tech	232	9/23/1995 - present
Florida State	232	9/10/1988 - 11/11/2006	Wake Forest
Ohio State	230	12/30/93 - present *
Hawai'i	219	12/04/1976 - 11/04/1995	Colorado State
Arizona	214	9/09/1972 - 12/15/1990	Syracuse

* - had 13 games vacated by NCAA from 2010 season (not included in streak)

Season	Games	1st Poss.	Scored On/In:				Points Scored		
			1Q	2Q	3Q	4Q	Wins	Losses	Ties
1995	10	2*	6	3	1	0	335	0	—
1996	12	6	9	3	0	0	328	42	—
1997	12	3	8	3	1	0	244	80	—
1998	12	6	11	1	0	0	299	82	—
1999	12	4	11	1	0	0	455	29	—
2000	12	7	10	1	0	1	463	21	—
2001	12	3	10	1	1	0	314	62	—
2002	14	4	11	3	0	0	303	126	—
2003	13	7	11	2	0	0	328	132	—
2004	13	4	7	4	1	1	358	42	—
2005	13	3	10	2	0	1	411	29	—
2006	13	4	9	4	0	0	282	54	—
2007	14	6*	9	4	1	0	364	38	—
2008	14	3*	7	7	0	0	230	79	—
2009	13	5	11	1	1	0	350	64	—
2010	14	5	9	5	0	0	416	58	—
2011	14	4	9	5	0	0	358	33	—
2012	13	2	8	4	0	1	200	126	—
2013	2	0	1	0	0	0	45	10	—
Totals	232	78	167	54	6	4	6083	1107	0

Virginia Tech has a **176-56** record during the scoring streak, averaging **34.6** points in the wins and **19.8** points in the losses. The Hokies had only four occasions where they were delayed extending the streak until the fourth quarter. The last time came in the 2012 Russell Athletic Bowl in a 13-10 overtime win against Rutgers. The latest Tech scored its first points in a game was with 6:58 left in the 2005 Sugar Bowl against Auburn, a game in which the Hokies went on to score another touchdown in the loss. Here's a look at those occasions.

(* — denotes in New Orleans; ^ - indicates game in Orlando):

Date	Game	Opponent	Fourth Quarter Score (first if multiple scores)	Time Left (4Q)	Result
Nov. 4, 2000	67	at Miami	Lee Suggs 1 yd run	12:23	L, 21-41
Jan. 3, 2005	122	Auburn*	Josh Morgan 29 yd pass from Bryan Randall	6:58	L, 13-16
Nov. 5, 2005	131	Miami	Marcus Vick 2 yd run	8:06	L, 7-27
Dec. 28, 2012	230	Rutgers ^	Cody Journell 25 yd FG	12:14	W, 13-10 (ot)

There have been **seven** occasions where Virginia Tech scored just once to continue the streak, by seven different players. Only once did Tech's lone score come in the fourth quarter of a game and that came in 2005 when Marcus Vick scored on a 5-yard run with 8:06 left in a 27-7 loss. A look at these seven times with one score.

(* — denotes Gator Bowl):

Date	Game	Opponent	The Hokie To Score	Time Left	Result
Jan. 1, 1998*	34	vs. North Carolina	Shayne Graham 40 yd FG	4:37, 3Q	L, 3-42
Nov. 3, 2001	78	at Pittsburgh	Ronyell Whitaker 71 yd blocked FG return	1:42, 1Q	L, 7-38
Oct. 22, 2003	103	at West Virginia	Vincent Fuller 50 yd fumble return	2:07, 2Q	L, 8-27
Nov. 5, 2005	131	Miami	Marcus Vick 2 yd run	8:06, 4Q	L, 7-27
Oct. 12, 2006	141	at Boston College	Brandon Pace 36 FG	0:41, 2Q	L, 3-22
Sept. 8, 2007	150	at LSU	Tyrod Taylor 1 yd run	4:38, 3Q	L, 7-48
Oct. 1, 2011	208	Clemson	Cody Journell 24 FG	4:35, 2Q	L, 3-23

The One-Scorers (7): Fuller 1, Graham 1, Journell 1, Pace 1, Taylor 1, Vick 1, Whitaker 1 (three field goals, two rushing touchdowns, one fumble return, one blocked field goal return)



2013 VIRGINIA TECH ROSTER

NUMERICAL ROSTER			No.	Name	vl	Pos.	Ht.	Wt.	Cl.	Hometown	High School
1	Antone Exum	CB	87	Dewayne Alford	-	DE	6-2	240	r-Fr.	Suffolk, Va.	Nansemond River
2	Donovan Riley	CB	64	Matt Arkema	1	OL	6-3	296	r-Jr.	Midlothian, Va.	Midlothian
3	Logan Thomas	QB	60	Woody Baron	-	DT	6-1	264	Fr.	Nashville, Tenn.	Brentwood Academy
4	J.C. Coleman	TB	55	Brent Benedict	1	OL	6-5	292	r-Jr.	Jacksonville, Fla.	The Bolles School
4	Ken Ekanem	DE	8	Detrick Bonner	2	FS	6-0	194	r-Jr.	McDonough, Ga.	Luella
5	Joshua Stanford	WR	53	Drew Burns	-	LB	6-3	218	r-Fr.	Chesapeake, Va.	Grassfield
6	Mark Leal	QB	48	Nick Bush	-	CB	5-10	181	r-Jr.	Lebanon, Va.	Lebanon
8	Detrick Bonner	FS	82	Willie Byrn	1	WR	5-10	186	r-Jr.	Virginia Beach, Va.	First Colonial
9	Brenden Motley	QB	15	Joel Caleb	-	TB	6-2	205	r-Fr.	Midlothian, Va.	Clover Hill
11	Kendall Fuller	CB	21	Chris Caver	-	CB	5-7	180	r-Jr.	Hampton, Va.	Hampton
12	Trey Gresh	QB	19	Chuck Clark	-	FS	6-0	197	Fr.	Suffolk, Va.	King's Fork
13	Brian Rody	QB	40	Deon Clarke	-	LB	6-2	210	r-Fr.	Richmond, Va.	L.C. Bird
14	Trey Edmunds	TB	93	Kalvin Cline	-	TE	6-4	238	Fr.	Boca Raton, Fla.	Pine Crest
15	Joel Caleb	TB	4	J.C. Coleman	1	TB	5-7	191	So.	Chesapeake, Va.	Oscar Smith
16	Carlis Parker	WR	18	D.J. Coles	3	WR	6-4	234	r-Sr.	Maidens, Va.	Goochland
17	Kyle Fuller	CB	42	J.R. Collins	3	DE	6-2	248	r-Sr.	Stafford, Va.	Brooke Point
18	D.J. Coles	WR	72	Augie Conte	-	OL	6-6	302	r-Fr.	Richmond, Va.	Blessed Sacrament Huguenot
19	Chuck Clark	FS	59	Eddie D'Antuono	-	LS	6-6	263	r-Fr.	Alexandria, Va.	Bishop Ireton
20	Maurice Taylor	TB	41	Derek DiNardo	2	OLB	6-0	216	r-Jr.	Virginia Beach, Va.	Cox
21	Chris Caver	CB	39	Daniel Dyer	2	TB	5-10	204	r-Jr.	Salem, Va.	Salem
22	T.J. Shaw	FS	14	Trey Edmunds	-	TB	6-1	216	r-Fr.	Danville, Va.	Dan River
23	Der'Woun Greene	FS	24	Tariq Edwards	2	LB	6-2	234	r-Sr.	Cheraw, S.C.	Marlboro County
24	Tariq Edwards	LB	4	Ken Ekanem	-	DE	6-3	242	r-Fr.	Centreville, Va.	Centreville
25	Jerome Wright	FB	1	Antone Exum	3	CB	6-1	220	r-Sr.	Glen Allen, Va.	Deep Run
26	Desmond Frye	ROV	31	Brandon Facyson	-	CB	6-2	188	Fr.	Newnan, Ga.	Northgate
27	A.J. Hughes	P	79	Caleb Farris	1	OL	6-3	308	Jr.	Lexington, Va.	Rockbridge
28	Chris Mangus	TB	26	Desmond Frye	1	ROV	6-2	188	So.	Chester, Va.	Thomas Dale
29	Ethan Keyserling	P	11	Kendall Fuller	-	CB	5-11	193	Fr.	Baltimore, Md.	Our Lady Of Good Counsel
30	Mitchell Ludwig	PK	17	Kyle Fuller	3	CB	6-0	194	Sr.	Baltimore, Md.	Mount St. Joseph
31	Brandon Facyson	CB	47	Greg Gadell	-	FB	5-10	207	r-Jr.	Vienna, Va.	Bishop O'Connell
32	Josh Trimble	OLB	99	James Gayle	3	DE	6-4	255	r-Sr.	Hampton, Va.	Bethel
33	Darius Redman	TE	63	Laurence Gibson	1	OL	6-6	290	r-Jr.	Sierra Vista, Ariz.	Buena
34	Kyshoen Jarrett	ROV	23	Der'Woun Greene	-	FS	5-10	180	r-Fr.	Portsmouth, Va.	Woodrow Wilson
35	Dahman McKinnon	LB	12	Trey Gresh	2	QB	6-1	209	Sr.	Blacksburg, Va.	Blacksburg
36	Chase Williams	LB	97	Kris Harley	1	DT	6-0	283	r-So.	Indianapolis, Ind.	Warren Central
37	Fuller Hoepner	FB	37	Fuller Hoepner	-	FB	6' 2"	258	r-Jr.	Chesterfield, Va.	Cosby
39	Daniel Dyer	TB	98	Derrick Hopkins	3	DT	6-0	311	Sr.	Highland Springs, Va.	Highland Springs
40	Deon Clarke	LB	27	A.J. Hughes	1	P	6-1	199	So.	Terre Haute, Ind.	Terre Haute North Vigo
41	Derek DiNardo	LB	49	Dakota Jackson	-	TE	6-3	267	r-Fr.	Roanoke, Va.	Northside
42	J.R. Collins	DE	34	Kyshoen Jarrett	2	ROV	5-11	198	Jr.	Tannersville, Pa.	East Stroudsburg South
44	Devin Vandyke	LB	89	Cody Journell	2	PK	6-0	183	r-Sr.	Ripplemead, Va.	Giles
45	Sam Rogers	FB	29	Ethan Keyserling	-	P	6-2	199	r-Jr.	Chapel Hill, N.C.	East Chapel Hill
46	Hunter Windmuller	P	80	Demitri Knowles	1	WR	6-1	180	r-So.	Freeport, Bahamas	Liberty Christian (Va.) Academy
47	Greg Gadell	FB	6	Mark Leal	2	QB	6-1	217	r-Jr.	Greenacres, Fla.	Atlantic
48	Nick Bush	CB	30	Mitchell Ludwig	-	PK	5-11	192	Fr.	Abingdon, Va.	Abingdon
49	Dakota Jackson	TE	92	Luther Maddy	2	DT	6-1	296	Jr.	Delray Beach, Fla.	Atlantic
51	Jack Willenbrock	OL	88	Ryan Malleck	2	TE	6-4	249	Jr.	Point Pleasant, N.J.	Point Pleasant Borough
53	Drew Burns	LB	28	Chris Mangus	-	WR	6-0	184	r-Fr.	Raleigh, N.C.	Broughton
55	Brent Benedict	OL	68	Marcus Mapp	-	OL	6-4	295	r-So.	Painter, Va.	Nandua
57	Wyatt Teller	OL	96	Corey Marshall	2	DT	6-1	257	Jr.	North Dinwiddie, Va.	Dinwiddie
58	Jack Tyler	LB	86	Zack McCray	2	TE	6-4	247	r-Jr.	Forest, Va.	Brookville
59	Eddie D'Antuono	LS	35	Dahman McKinnon	-	LB	6-1	207	r-Fr.	Hope Mills, N.C.	South View







2013 VIRGINIA TECH ROSTER

60	Woody Baron	DT	71	Jonathan McLaughlin	-	OL	6-5	313	Fr.	Mauldin, S.C.	Mauldin
62	Ross Ward	OL	83	Charley Meyer	-	WR	6-1	215	r-Fr.	Richmond, Va.	Benedictine
63	Laurence Gibson	OL	74	Andrew Miller	3	OL	6-4	296	r-Sr.	Bassett, Va.	Bassett
64	Matt Arkema	OL	9	Brenden Motley	-	QB	6-4	216	r-Fr.	Christiansburg, Va.	Christiansburg
65	Joe St. Germain	LS	90	Dadi Nicolas	1	DE	6-3	224	r-So.	Delray Beach, Fla.	Atlantic
66	Tyrel Wilson	DE	67	Parker Osterloh	-	OL	6-8	318	Fr.	Williamsburg, Va.	Warhill
67	Parker Osterloh	OL	16	Carlis Parker	-	WR	6-3	185	Fr.	Statesville, N.C.	Statesville
68	Marcus Mapp	OL	81	Duan Perez-Means	2	TE	6-4	242	r-Jr.	Richmond, Va.	Hermitage
69	Mark Shuman	OL	33	Darius Redman	-	TE	6-4	256	r-So.	Washington, D.C.	H.D. Woodson
71	Jonathan McLaughlin	OL	2	Donovan Riley	1	CB	5-11	204	So.	Reistertown, Md.	Baltimore Poly
72	Augie Conte	OL	13	Brian Rody	-	QB	6-6	236	r-So.	Ashburn, Va.	Stone Bridge
74	Andrew Miller	OL	45	Sam Rogers	-	FB	5-10	220	Fr.	Mechanicsville, Va.	Hanover
76	David Wang	OL	91	Matt Roth	1	DE	6-3	239	r-So.	St. Augustine, Fla.	Nease
79	Caleb Farris	OL	22	T.J. Shaw	-	FS	5-10	175	r-So.	Rocky Mount, Va.	Franklin County
80	Demitri Knowles	WR	69	Mark Shuman	-	OL	6-7	295	r-Jr.	Fork Union, Va.	Fork Union
81	Duan Perez-Means	TE	85	E.L. Smiling	-	WR	6-4	211	r-Jr.	Stafford, Va.	Brooke Point
82	Willie Byrn	WR	94	Alston Smith	-	DT	6-2	281	r-Fr.	Virginia Beach, Va.	Cox
83	Charley Meyer	WR	65	Joe St. Germain	1	LS	6-0	220	r-Jr.	Los Alamitos, Calif.	Mater Dei
85	E.L. Smiling	WR	5	Joshua Stanford	-	WR	6-1	196	r-Fr.	Mississauga, Ontario	Martin Luther King (Ga.)
86	Zack McCray	TE	20	Maurice Taylor	-	TB	5-8	172	r-So.	Dillwyn, Va.	Buckingham County
87	Dewayne Alford	DE	57	Wyatt Teller	-	OL	6-5	275	Fr.	Beaeton, Va.	Liberty
88	Ryan Malleck	TE	3	Logan Thomas	3	QB	6-6	254	r-Sr.	Lynchburg, Va.	Brookville
89	Cody Journell	PK	32	Josh Trimble	1	OLB	6-0	216	r-So.	Ashburn, Va.	Bishop O'Connell
90	Dadi Nicolas	DE	58	Jack Tyler	3	LB	6-1	230	r-Sr.	Oakton, Va.	Oakton
91	Matt Roth	DE	44	Devin Vandyke	-	LB	6-0	218	r-Fr.	Lorton, Va.	South County
92	Luther Maddy	DT	76	David Wang	2	OL	6-2	299	r-Jr.	Ashburn, Va.	Stone Bridge
93	Kalvin Cline	TE	62	Ross Ward	-	OL	6-3	303	r-So.	Virginia Beach, Va.	Kellam
94	Alston Smith	DT	51	Jack Willenbrock	-	OL	6-2	237	r-Fr.	Glenmoore, Pa.	Downingtown East
95	Nigel Williams	DT	36	Chase Williams	2	LB	6-2	220	r-Jr.	Leesburg, Va.	Loudoun County
96	Corey Marshall	DT	95	Nigel Williams	-	DT	6-2	283	r-Fr.	Richmond, Va.	Benedictine
97	Kris Harley	DT	66	Tyrel Wilson	3	DE	6-2	230	r-Sr.	Hampton, Va.	Hampton
98	Derrick Hopkins	DT	46	Hunter Windmuller	-	P	6-3	170	r-Fr.	Oakton, Va.	Flint Hill School
99	James Gayle	DE	25	Jerome Wright	-	RB	6-2	221	Fr.	Richmond, Va.	Highland Springs

VIRGINIA TECH FOOTBALL - 2013 SEASON
as of September 8, 2013

RECORD	OVERALL	HOME	AWAY	NEUTRAL
ALL GAMES	1-1	1-0	0-0	0-1
CONFERENCE	0-0	0-0	0-0	0-0
NON-CONFERENCE	1-1	1-0	0-0	0-1

DATE	OPPONENT	LOCATION	TV	SCORE	ATTEND
Aug 31, 2013	(1/1) Alabama	Georgia Dome, Atlanta, Ga.		L 10-35	73114
Sep 07, 2013	Western Carolina	Blacksburg, Va.		W 45-3	61335
Sep 14, 2013	at East Carolina	Greenville, N.C.		Noon	
Sep 21, 2013	Marshall	Blacksburg, Va.		Noon	
* Sep 26, 2013	at Georgia Tech	Atlanta, Ga.		7:30 p.m.	
* Oct 5, 2013	North Carolina	Blacksburg, Va.		TBA	
* Oct 12, 2013	Pittsburgh	Blacksburg, Va.		TBA	
* Oct 26, 2013	Duke	Blacksburg, Va.		TBA	
* Nov 02, 2013	at Boston College	Chestnut Hill, Mass.		TBA	
* Nov 09, 2013	at Miami	Miami Gardens, Fla.		TBA	
* Nov 16, 2013	Maryland	Blacksburg, Va.		TBA	
* Nov 30, 2013	at Virginia	Charlottesville, Va.		TBA	
* - Atlantic Coast Conference Game		Rankings: (AP/Coaches)			

RUSHING	GP	ATT	GAIN	LOSS	NET	AVG	TD	LONG	AVG
Trey Edmunds	2	35	203	3	200	5.7	3	77	100.0
Chris Mangus	2	10	99	0	99	9.9	1	76	49.5
J.C. Coleman	1	7	38	0	38	5.4	0	9	38.0
Joel Caleb	1	6	36	0	36	6.0	1	13	36.0
Mark Leal	2	1	11	0	11	11.0	0	11	5.5
Sam Rogers	2	1	3	0	3	3.0	0	3	1.5
Logan Thomas	2	5	6	4	2	0.4	0	2	1.0
D.J. Coles	2	2	1	0	1	0.5	0	1	0.5
TOTAL	2	67	397	7	390	5.8	5	77	195.0
OPPONENTS	2	78	266	59	207	2.7	1	27	103.5

PASSING	GP	EFFIC	ATT-CMP-INT	PCT	YDS	TD	LONG	AVG/G
Logan Thomas	2	72.03	22-57-3	38.6	259	1	34	129.5
Mark Leal	2	127.50	3-4-0	75.0	25	0	18	12.5
TOTAL	2	75.67	25-61-3	41.0	284	1	34	142.0
OPPONENTS	2	60.06	14-38-4	36.8	161	1	38	80.5

RECEIVING	GP	NO	YDS	AVG	TD	LONG	AVG
Joshua Stanford	2	5	62	12.4	0	16	31.0
Willie Byrn	2	4	58	14.5	0	19	29.0
Kalvin Cline	1	4	46	11.5	0	18	46.0
Demitri Knowles	2	4	23	5.8	0	11	11.5
D.J. Coles	2	2	53	26.5	1	34	26.5
Trey Edmunds	2	2	15	7.5	0	9	7.5
Sam Rogers	2	1	12	12.0	0	12	6.0
Chris Mangus	2	1	8	8.0	0	8	4.0
Jerome Wright	2	1	4	4.0	0	4	2.0
Joel Caleb	1	1	3	3.0	0	3	3.0
TOTAL	2	25	284	11.4	1	34	142.0
OPPONENTS	2	14	161	11.5	1	38	80.5

PUNTING	NO	YDS	AVG	LONG	TB	FC	I20	BLKD
A.J. Hughes	15	672	44.8	55	1	3	4	0
Hunter Windmuller	1	49	49.0	49	0	0	1	0
TOTAL	16	721	45.1	55	1	3	5	0
OPPONENTS	17	747	43.9	61	0	3	7	0

TEAM STATISTICS	HOKIES	OPPONENT
SCORING	55	38
Points Per Game	27.5	19.0
FIRST DOWNS	31	19
Rushing	16	10
Passing	15	9
Penalty	0	0
RUSHING YARDAGE	390	207
Yards gained rushing	397	266
Yards lost rushing	7	59
Rushing Attempts	67	78
Average Per Rush	5.8	2.7
Average Per Game	195.0	103.5
TDs Rushing	5	1
PASSING YARDAGE	284	161
Comp-Att-Int	25-61-3	14-38-4
Average Per Pass	4.7	4.2
Average Per Catch	11.4	11.5
Average Per Game	142.0	80.5
TDs Passing	1	1
TOTAL OFFENSE	674	368
Total Plays	128	116
Average Per Play	5.3	3.2
Average Per Game	337.0	184.0
KICK RETURNS: #-Yards	8-129	7-184
PUNT RETURNS: #-Yards	10-62	7-120
INT RETURNS: #-Yards	4-83	3-38
KICK RETURN AVERAGE	16.1	26.3
PUNT RETURN AVERAGE	6.2	17.1
INT RETURN AVERAGE	20.8	12.7
FUMBLES-LOST	1-1	2-0
PENALTIES-Yards	10-50	8-41
Average Per Game	25.0	20.5
PUNTS-Yards	16-721	17-747
Average Per Punt	45.1	43.9
Net punt average	36.3	40.3
KICKOFFS-Yards	11-697	8-472
Average Per Kick	63.4	59.0
Net kick average	37.5	42.9
TIME OF POSSESSION/Game	29:24	30:36
3RD-DOWN Conversions	10/30	8/30
3rd-Down Pct	33%	27%
4TH-DOWN Conversions	1/1	0/0
4th-Down Pct	100%	0%
SACKS BY-Yards	5-25	1-4
MISC YARDS	0	0
TOUCHDOWNS SCORED	7	5
FIELD GOALS-ATTEMPTS	2-2	1-1
ON-SIDE KICKS	0-0	0-0
RED-ZONE SCORES	(6-7) 86%	(2-2) 100%
RED-ZONE TOUCHDOWNS	(4-7) 57%	(1-2) 50%
PAT-ATTEMPTS	(7-7) 100%	(5-5) 100%

ATTENDANCE	HOKIES	OPPONENT
TOTAL	61335	0/0
Games/Avg Per Game	1/61335	0/0
Neutral Site Games		1/73114

SCORE BY QUARTERS	1ST	2ND	3RD	4TH	TOTAL
Virginia Tech	14	17	14	10	55
Opponents	14	14	10	0	38

PUNT RETURNS	NO.	YDS	AVG	TD	LONG
Kyshoen Jarrett	7	63	9.0	0	43
Kendall Fuller	3	-1	-0.3	0	1
TOTAL	10	62	6.2	0	43
OPPONENTS	7	120	17.1	1	72

KICK RETURNS	NO.	YDS	AVG	TD	LONG
Demitri Knowles	4	57	14.2	0	15
Der'Woun Greene	2	39	19.5	0	24
Chris Mangus	1	6	6.0	0	6
Chase Williams	1	27	27.0	0	27
TOTAL	8	129	16.1	0	27
OPPONENTS	7	184	26.3	1	94

FUMBLE RETURNS	NO	YDS	AVG	TD	ONG
TOTAL	0	0	0.0	0	0
OPPONENTS	0	0	0.0	0	0

INTERCPECTIONS	NO.	YDS	AVG	TD	LONG
Detrick Bonner	2	72	36.0	1	37
Kyle Fuller	1	11	11.0	0	11
Brandon Facyson	1	0	0.0	0	0
TOTAL	4	83	20.8	1	37
OPPONENTS	3	38	12.7	1	38

FG SEQUENCE	VIRGINIA TECH	OPPONENTS
Alabama	(39)	-
Western Carolina	(30)	(28)
at East Carolina		
Marshall		
at Georgia Tech		
North Carolina		
Pittsburgh		
Duke		
at Boston College		
at Miami		
Maryland		
at Virginia		
Numbers in (parentheses) indicate field goal was made. Numbers in [brackets] indicate field goal was blocked.		

KICKOFFS	No.	Yds	Avg	TB	OB	Retn	Net	YdLn
Mitchell Ludwig	8	502	62.8	3	0		45.6	24
Cody Journell	2	130	65.0	1	0		20.0	45
Ethan Keyserling	1	65	65.0	0	0		45.5	19
TOTAL	11	697	63.4	4	0	184	37.5	27
OPPONENTS	8	472	59.0	0	0	129	42.9	22

SCORING	TD	FGS	PATS				DXP	SAFETY	POINTS
			KICK	RUSH	RCV	PASS			
Trey Edmunds	3	0-0	0-0	0-0	0	0-0	0	0	18
Cody Journell	0	2-2	7-7	0-0	0	0-0	0	0	13
Chris Mangus	1	0-0	0-0	0-0	0	0-0	0	0	6
Detrick Bonner	1	0-0	0-0	0-0	0	0-0	0	0	6
Joel Caleb	1	0-0	0-0	0-0	0	0-0	0	0	6
D.J. Coles	1	0-0	0-0	0-0	0	0-0	0	0	6
TOTAL	7	2-2	7-7	0-0	0	0-0	0	0	55
OPPONENTS	5	1-1	5-5	0-0	0	0-0	0	0	38

TOTAL OFFENSE	G	PLAYS	RUSH	PASS	TOTAL	AVG/G
Logan Thomas	2	62	2	259	261	130.5
Trey Edmunds	2	35	200	0	200	100.0
Chris Mangus	2	10	99	0	99	49.5
J.C. Coleman	1	7	38	0	38	38.0
Joel Caleb	1	6	36	0	36	36.0
Mark Leal	2	5	11	25	36	18.0
Sam Rogers	2	1	3	0	3	1.5
D.J. Coles	2	2	1	0	1	0.5
TOTAL	2	128	390	284	674	337.0
OPPONENTS	2	116	207	161	368	184.0

FIELD GOALS	FGM-FGA	PCT	01-19	20-29	30-39	40-49	50-99	LG	BLK
Cody Journell	2-2	100.0	0-0	0-0	2-2	0-0	0-0	39	0

ALL PURPOSE	G	RUSH	REC	PR	KOR	IR	TOT	AVG/G
Trey Edmunds	2	200	15	0	0	0	215	107.5
Chris Mangus	2	99	8	0	6	0	113	56.5
Demitri Knowles	2	0	23	0	57	0	80	40.0
Detrick Bonner	2	0	0	0	0	72	72	36.0
Kyshoen Jarrett	2	0	0	63	0	0	63	31.5
Joshua Stanford	2	0	62	0	0	0	62	31.0
Willie Byrn	2	0	58	0	0	0	58	29.0
D.J. Coles	2	1	53	0	0	0	54	27.0
Kalvin Cline	1	0	46	0	0	0	46	46.0
Joel Caleb	1	36	3	0	0	0	39	39.0
Der'Woun Greene	2	0	0	0	39	0	39	19.5
J.C. Coleman	1	38	0	0	0	0	38	38.0
Chase Williams	2	0	0	0	27	0	27	13.5
Sam Rogers	2	3	12	0	0	0	15	7.5
Mark Leal	2	11	0	0	0	0	11	5.5
Kyle Fuller	2	0	0	0	0	11	11	5.5
Jerome Wright	2	0	4	0	0	0	4	2.0
Logan Thomas	2	2	0	0	0	0	2	1.0
Kendall Fuller	2	0	0	-1	0	0	-1	-0.5
TOTAL	2	390	284	62	129	83	948	474.0
OPPONENTS	2	207	161	120	184	38	710	355.0

DEFENSIVE STATISTICS

LEADERS		GP-GS	TACKLES			TFL/YDS	SACKS NO-YARDS	PASS DEF			FUMBLES		BLKD KICK	SAFETY
			SOLO	AST	TOTAL			INT-YDS	BRUP	QBH	RCV-YDS	FF		
58	Jack Tyler	2	7	12	19	2.0-9	1.0-6	.	.	1
24	Tariq Edwards	2	2	9	11	1.5-4	.	.	2	1
98	Derrick Hopkins	2	.	11	11	1.5-3	.	.	.	2
34	Kyshoen Jarrett	2	5	6	11	2
36	Chase Williams	2	2	6	8	0.5-1
92	Luther Maddy	2	3	4	7	2.0-2	1.0-1	.	.	1
42	J.R. Collins	2	2	5	7	1.0-2	1.0-2	.	.	5
32	Josh Trimble	2	.	6	6	1.0-5
19	Chuck Clark	2	3	3	6
11	Kendall Fuller	2	6	.	6	.	.	.	1	1
17	Kyle Fuller	2	3	2	5	.	.	1-11	2	1
95	Nigel Williams	2	2	2	4	2.5-10	1.0-6	.	.	1
99	James Gayle	2	1	3	4	1.0-1	.	.	.	5
26	Desmond Frye	2	1	3	4
40	Deon Clarke	2	.	4	4	0.5-2
91	Matt Roth	2	.	4	4	0.5-1
90	Dadi Nicolas	2	3	1	4	2.0-13	1.0-10	.	.	1
35	Dahman McKinnon	1	1	2	3
66	Tyrel Wilson	1	1	2	3	0.5-3	.	.	.	1
41	Derek DiNardo	2	.	3	3	0.5-1
8	Detrick Bonner	2	3	.	3	.	.	2-72
31	Brandon Facyson	2	2	1	3	.	.	1-0
2	Donovan Riley	2	1	1	2
4	Ken Ekanem	2	.	2	2
97	Kris Harley	1	.	2	2	0.5-0
60	Woody Baron	2	.	1	1	1
94	Alston Smith	2	.	1	1	0.5-2
33	Darius Redman	2	1	.	1
	TOTAL	2	49	96	145	18-59	5-25	4-83	5	23
	OPPONENTS	2	55	92	147	4.0-7	1-4	3-38	7	2	1-0	.	.	.

RUSHING TACKLES

PLAYER	NO.
Jack Tyler	18
Derrick Hopkins	11
Kyshoen Jarrett	10
Tariq Edwards	9
Chase Williams	8
Luther Maddy	6
Josh Trimble	5
J.R. Collins	5
Kyle Fuller	4
Kendall Fuller	4
James Gayle	4
Nigel Williams	3
Desmond Frye	3
Derek DiNardo	3
Tyrel Wilson	3
Deon Clarke	3
Dadi Nicolas	3
Brandon Facyson	2
Ken Ekanem	2
Kris Harley	2
Alston Smith	1
Donovan Riley	1
Woody Baron	1
Matt Roth	1
Chuck Clark	1
TOTALS	113

PASSING TACKLES

PLAYER	NO
Detrick Bonner	3
Tariq Edwards	2
Brandon Facyson	1
Kyshoen Jarrett	1
Donovan Riley	1
Kendall Fuller	1
J.R. Collins	1
Kyle Fuller	1
TOTALS	11

SPECIAL TEAMS TACKLES

PLAYER	TOTAL	KO	PUNT
Chuck Clark	5	1	4
Matt Roth	3	1	2
Dahman McKinnon	2	2	0
Deon Clarke	1	1	0
Desmond Frye	1	1	0
Kendall Fuller	1	1	0
Josh Trimble	1	1	0
Darius Redman	1	0	1
TOTALS	15	8	7

RED ZONE ANALYSIS
VIRGINIA TECH

DATE	OPPONENT	SCORE		TIME IN RZ	TIMES SCORED	TOTAL PTS	TDS	RUSH TDS	PASS TDS	FG MADE	FAILED TO SCORE INSIDE RZ					
											FG ATT	DOWNNS	INT	FUMB	HALF	GAME
Aug 31	vs Alabama	L	10-35	1	1	3	0	0	0	1	0	0	0	0	0	0
Sep 07	Western Carolina	W	45-3	6	5	31	4	3	1	1	0	0	1	0	0	0
Sep 14	at East Carolina															
Sep 21	Marshall															
* Sep 26	at Georgia Tech															
* Oct 05	North Carolina															
* Oct 12	Pittsburgh															
* Oct 26	Duke															
* Nov 02	at Boston College															
* Nov 09	at Miami															
* Nov 16	Maryland															
* Nov 30	at Virginia															
Totals 6 of 7 (85.7%)				7	6	34	4	3	1	2	0	0	1	0	0	0

OPPONENT

DATE	OPPONENT	SCORE		TIME IN RZ	TIMES SCORED	TOTAL PTS	TDS	RUSH TDS	PASS TDS	FG MADE	FAILED TO SCORE INSIDE RZ					
											FG ATT	DOWNNS	INT	FUMB	HALF	GAME
Aug 31	vs Alabama	L	10-35	1	1	7	1	1	0	0	0	0	0	0	0	0
Sep 07	Western Carolina	W	45-3	1	1	3	0	0	0	1	0	0	0	0	0	0
Sep 14	at East Carolina															
Sep 21	Marshall															
* Sep 26	at Georgia Tech															
* Oct 05	North Carolina															
* Oct 12	Pittsburgh															
* Oct 26	Duke															
* Nov 02	at Boston College															
* Nov 09	at Miami															
* Nov 16	Maryland															
* Nov 30	at Virginia															
Totals 2 of 2 (100.0%)				2	2	10	1	1	0	1	0	0	0	0	0	0

MONEY PLAYS

Money plays are defined as plays resulting in first down or a touchdown.

RUSHERS	1ST	TD	NO	ATT
Trey Edmunds	6	3	8	35
Chris Mangus	3	1	3	10
J.C. Coleman	3	0	3	7
Joel Caleb	2	1	2	6
Mark Leal	1	0	1	1
Logan Thomas	1	0	1	4
TOTALS	16	5	18	66

RECEPTIONS	1ST	TD	NO	ATT
Joshua Stanford	4	0	4	5
Willie Byrn	4	0	4	4
D.J. Coles	2	1	2	2
Demitri Knowles	2	0	2	4
Kalvin Cline	2	0	2	4
Sam Rogers	1	0	1	1
TOTALS	15	1	15	25

1st DOWN TOTALS	3	2	4	32
-----------------	---	---	---	----

1st DOWN TOTALS	6	1	6	12
-----------------	---	---	---	----

2nd DOWN TOTALS	8	3	9	25
-----------------	---	---	---	----

2nd DOWN TOTALS	3	0	3	7
-----------------	---	---	---	---

3rd DOWN TOTALS	4	0	4	8
-----------------	---	---	---	---

3rd DOWN TOTALS	6	0	6	6
-----------------	---	---	---	---

4th DOWN TOTALS	1	0	1	1
-----------------	---	---	---	---

4th DOWN TOTALS	0	0	0	0
-----------------	---	---	---	---

DRIVE START AVERAGES

OBTAINED	HOKIES		OPPONENTS	
	#	AVG	#	AVG
Kickoff	8	22.1	11	27.5
Punt	17	27.8	16	31.3
Field goal	0	0.0	0	0.0
Fumble	0	0.0	1	89.0
Interception	4	68.2	3	46.7
Downs	0	0.0	0	0.0
ALL DRIVES	29	31.8	31	33.3

SUPERLATIVES

INDIVIDUAL GAME HIGHS

Rushes	20	Trey Edmunds vs Alabama (Aug 31, 2013)
Yards Rushing	132	Trey Edmunds vs Alabama (Aug 31, 2013)
TD Rushes	2	Trey Edmunds vs Western Carolina (Sep 07, 2013)
Long Rush	77	Trey Edmunds vs Alabama (Aug 31, 2013)
Pass attempts	31	Logan Thomas vs Western Carolina (Sep 07, 2013)
Pass completions	17	Logan Thomas vs Western Carolina (Sep 07, 2013)
Yards Passing	200	Logan Thomas vs Western Carolina (Sep 07, 2013)
TD Passes	1	Logan Thomas vs Western Carolina (Sep 07, 2013)
Long Pass	34	Logan Thomas vs Alabama (Aug 31, 2013)
Receptions	4	Joshua Stanford vs Western Carolina (Sep 07, 2013)
		Willie Byrn vs Western Carolina (Sep 07, 2013)
		Kalvin Cline vs Western Carolina (Sep 07, 2013)
Yards Receiving	58	Willie Byrn vs Western Carolina (Sep 07, 2013)
TD Receptions	1	D.J. Coles vs Western Carolina (Sep 07, 2013)
Long Reception	34	D.J. Coles vs Alabama (Aug 31, 2013)
Field Goals	1	Cody Journell vs Alabama (Aug 31, 2013)
		Cody Journell vs Western Carolina (Sep 07, 2013)
Long Field Goal	39	Cody Journell vs Alabama (Aug 31, 2013)
Punts	13	A.J. Hughes vs Alabama (Aug 31, 2013)
Punting Avg	49.0	Hunter Windmuller vs Western Carolina (Sep 07, 2013)
Long Punt	55	A.J. Hughes vs Alabama (Aug 31, 2013)
Punts inside 20	3	A.J. Hughes vs Alabama (Aug 31, 2013)
Long Punt Return	43	Kyschoen Jarrett vs Alabama (Aug 31, 2013)
Long Kickoff Return	27	Chase Williams vs Western Carolina (Sep 07, 2013)
Tackles	11	Jack Tyler vs Western Carolina (Sep 07, 2013)
Sacks	1.0	Jack Tyler vs Alabama (Aug 31, 2013)
		Dadi Nicolas vs Alabama (Aug 31, 2013)
		Luther Maddy vs Alabama (Aug 31, 2013)
		Nigel Williams vs Alabama (Aug 31, 2013)
		J.R. Collins vs Western Carolina (Sep 07, 2013)
Tackles For Loss	2.0	Dadi Nicolas vs Alabama (Aug 31, 2013)
		Luther Maddy vs Alabama (Aug 31, 2013)
Interceptions	2	Detrick Bonner vs Western Carolina (Sep 07, 2013)

TEAM GAME HIGHS

Rushes	34	vs Western Carolina (Sep 07, 2013)
Yards Rushing	237	vs Western Carolina (Sep 07, 2013)
Yards Per Rush	7.0	vs Western Carolina (Sep 07, 2013)
TD Rushes	4	vs Western Carolina (Sep 07, 2013)
Pass attempts	35	vs Western Carolina (Sep 07, 2013)
Pass completions	20	vs Western Carolina (Sep 07, 2013)
Yards Passing	225	vs Western Carolina (Sep 07, 2013)
Yards Per Pass	6.4	vs Western Carolina (Sep 07, 2013)
TD Passes	1	vs Western Carolina (Sep 07, 2013)
Total Plays	69	vs Western Carolina (Sep 07, 2013)
Total Offense	462	vs Western Carolina (Sep 07, 2013)
Yards Per Play	6.7	vs Western Carolina (Sep 07, 2013)
Points	45	vs Western Carolina (Sep 07, 2013)
Sacks By	4	vs Alabama (Aug 31, 2013)
First Downs	24	vs Western Carolina (Sep 07, 2013)
Penalties	7	vs Alabama (Aug 31, 2013)
Penalty Yards	35	vs Alabama (Aug 31, 2013)
Turnovers	3	vs Western Carolina (Sep 07, 2013)
Interceptions By	3	vs Western Carolina (Sep 07, 2013)
Punts	13	vs Alabama (Aug 31, 2013)
Punting Avg	45.1	vs Alabama (Aug 31, 2013)
Long Punt	55	vs Alabama (Aug 31, 2013)
Punts inside 20	3	vs Alabama (Aug 31, 2013)
Long Punt Return	43	vs Alabama (Aug 31, 2013)

OPPONENT INDIVIDUAL GAME HIGHS

Rushes	19	Garry Lewis, vs Western Carolina (Sep 07, 2013)
Yards Rushing	75	T.J. Yeldon, vs Alabama (Aug 31, 2013)
TD Rushes	1	T.J. Yeldon, vs Alabama (Aug 31, 2013)
Long Rush	27	T.J. Yeldon, vs Alabama (Aug 31, 2013)
Pass attempts	23	AJ McCarron, vs Alabama (Aug 31, 2013)
Pass completions	10	AJ McCarron, vs Alabama (Aug 31, 2013)
Yards Passing	110	AJ McCarron, vs Alabama (Aug 31, 2013)
TD Passes	1	AJ McCarron, vs Alabama (Aug 31, 2013)
Long Pass	38	AJ McCarron, vs Alabama (Aug 31, 2013)
Receptions	4	Amarri Cooper, vs Alabama (Aug 31, 2013)
Yards Receiving	47	Christion Jones, vs Alabama (Aug 31, 2013)
TD Receptions	1	Christion Jones, vs Alabama (Aug 31, 2013)
Long Reception	38	Christion Jones, vs Alabama (Aug 31, 2013)
Field Goals	1	Richard Sigmon, vs Western Carolina (Sep 07, 2013)
Long Field Goal	28	Richard Sigmon, vs Western Carolina (Sep 07, 2013)
Punts	9	Cody Mandell, vs Alabama (Aug 31, 2013)
Punting Avg	46.4	Cody Mandell, vs Alabama (Aug 31, 2013)
Long Punt	61	Cody Mandell, vs Alabama (Aug 31, 2013)
Punts inside 20	4	Cody Mandell, vs Alabama (Aug 31, 2013)
Long Punt Return	72	Christion Jones, vs Alabama (Aug 31, 2013)
Long Kickoff Return	94	Christion Jones, vs Alabama (Aug 31, 2013)
Tackles	14	C. Carson, vs Western Carolina (Sep 07, 2013)
Sacks	0.5	Ryan Anderson, vs Alabama (Aug 31, 2013)
		Ed Stinson, vs Alabama (Aug 31, 2013)
Tackles For Loss	1.0	John Fulton, vs Alabama (Aug 31, 2013)
		Denzel Devall, vs Alabama (Aug 31, 2013)
		Ed Stinson, vs Alabama (Aug 31, 2013)
Interceptions	1	Vinnie Sunseri, vs Alabama (Aug 31, 2013)
		Christon Gill, vs Western Carolina (Sep 07, 2013)
		Trey Morgan, vs Western Carolina (Sep 07, 2013)

OPPONENT TEAM GAME HIGHS

Rushes	40	vs Western Carolina (Sep 07, 2013)
Yards Rushing	111	vs Western Carolina (Sep 07, 2013)
Yards Per Rush	2.8	vs Western Carolina (Sep 07, 2013)
TD Rushes	1	vs Alabama (Aug 31, 2013)
Pass attempts	24	vs Alabama (Aug 31, 2013)
Pass completions	10	vs Alabama (Aug 31, 2013)
Yards Passing	110	vs Alabama (Aug 31, 2013)
Yards Per Pass	4.6	vs Alabama (Aug 31, 2013)
TD Passes	1	vs Alabama (Aug 31, 2013)
Total Plays	62	vs Alabama (Aug 31, 2013)
Total Offense	206	vs Alabama (Aug 31, 2013)
Yards Per Play	3.3	vs Alabama (Aug 31, 2013)
Points	35	vs Alabama (Aug 31, 2013)
Sacks By	1	vs Alabama (Aug 31, 2013)
First Downs	11	vs Alabama (Aug 31, 2013)
Penalties	4	vs Alabama (Aug 31, 2013)
		vs Western Carolina (Sep 07, 2013)
Penalty Yards	25	vs Alabama (Aug 31, 2013)
Turnovers	3	vs Western Carolina (Sep 07, 2013)
Interceptions By	2	vs Western Carolina (Sep 07, 2013)
Punts	9	vs Alabama (Aug 31, 2013)
Punting Avg	46.4	vs Alabama (Aug 31, 2013)
Long Punt	61	vs Alabama (Aug 31, 2013)
Punts inside 20	4	vs Alabama (Aug 31, 2013)
Long Punt Return	72	vs Alabama (Aug 31, 2013)

20-YARD PLAYS

Yards	Type	Player(s)	Opponent
*77	Rush	Trey Edmunds	Alabama
*76	Rush	Chris Mangus	Western Carolina
43	PR	Kyshoen Jarrett	Alabama
*37	INT	Detrick Bonner	Western Carolina
35	INT	Detrick Bonner	Western Carolina
34	Pass	D.J. Coles from Logan Thomas	Alabama
27	KR	Chase Williams	Western Carolina
24	KR	Der'Woun Greene	Alabama

* Touchdown Scored On Play

20-YARD PLUS PLAYS BY PLAYER

PLAYER	NO	TD	RUSH	PASS	KR	PR	IR	FR
Detrick Bonner	2	1	0	0	0	0	2	0
Chris Mangus	1	1	1	0	0	0	0	0
Trey Edmunds	1	1	1	0	0	0	0	0
Kyshoen Jarrett	1	0	0	0	0	1	0	0
D.J. Coles	1	0	0	1	0	0	0	0
Chase Williams	1	0	0	0	1	0	0	0
Der'Woun Greene	1	0	0	0	1	0	0	0
TOTAL	8	3	2	1	2	1	2	0

LONG PLAYS BY THE NUMBERS

PLAYS	NO	TD
100+	0	0
90-99	0	0
80-89	0	0
70-79	2	2
60-69	0	0
50-59	0	0
40-49	1	0
30-39	3	1
20-29	2	0

LONG PLAYS BY TYPE	NO	TD
Rushing	2	2
Passing	1	0
Punt returns	1	0
Kick returns	2	0
Interceptions	2	1
Fumble returns	0	0
Other	0	0
TOTAL	8	3

LONGEST PLAYS OF THE YEAR

Rushing		
77	Trey Edmunds vs Alabama	Aug. 31
Rushing Touchdown		
77	Trey Edmunds vs Alabama	Aug. 31
Passing		
34	D.J. Coles from Logan Thomas vs Alabama	Aug. 31
Passing Touchdown		
19	D.J. Coles from Logan Thomas vs Western Carolina	Sep. 7
Punt Return		
43	Kyshoen Jarrett vs Alabama	Aug. 31
Kick Return		
27	Chase Williams vs Western Carolina	Sep. 7
Interception Return		
37	Detrick Bonner vs Western Carolina	Sep. 7
Fumble Return		
None		
Punt		
55	A.J. Hughes vs Alabama	Aug. 31
Field Goal		
39	Cody Journell vs Alabama	Aug. 31

2013 VIRGINIA TECH SCORING DRIVES

Qtr.	Opp.	Scoring Play	Plays-Yds.-TOP
1	Alabama	Edmunds, T 77 Rush (Journell, C)	1-77-0:11
2	Alabama	FG Journell, C 39	7-12-3:28
1	WCU	Bonner, D 37 Interception Return (Journell, C)	-
2	WCU	Edmunds, T 1 Rush (Journell, C)	16-87-6:27
2	WCU	Coles, DJ 19 Pass From Thomas, L (Journell, C)	9-69-4:18
3	WCU	Mangus, C 76 Rush (Journell, C)	2-83-0:50
3	WCU	Edmunds, T 1 Rush (Journell, C)	7-50-2:50
4	WCU	FG Journell, C 30	9-34-3:13
4	WCU	Caleb, J 13 Rush (Journell, C)	6-45-3:13
Totals			57-457-24:30
Average Scoring Drive			7.1 plays-57.1 yds.

VIRGINIA TECH SCORING

9 Total Scores (5 Run, 1 Pass, 2 FG, 0 S.T., 1 Defense)

- 2 First Quarter Scores (1 run, 1 defense)
- 3 Second Quarter Scores (1 run, 1 pass, 1 FG)
- 2 Third Quarter Scores (2 run)
- 2 Fourth Quarter Scores (1 run, 1 FG)
- 0 Overtime Drives (-)

Most plays in a scoring drive:	16 plays - vs. Western Carolina (16-87-6:27 - TD)
Longest scoring drive:	87 yards - vs. Western Carolina (16-87-6:27 - TD)
Longest TOP scoring drive:	6:27 yards - vs. Western Carolina (16-87-6:27 - TD)
Average TOP on offensive scoring drives:	3:03

OPPONENTS

Most plays in a scoring drive:	11 plays - Alabama (11-49-5:00-TD)
Longest scoring drive:	49 yards - Alabama (11-49-5:00-TD)
Longest TOP scoring drive:	5:00 - Alabama (11-49-5:00-TD)
Average TOP on offensive scoring drives:	2:08

POINTS OFF TURNOVERS

VT	Total	UA	WCU	ECU	MU	GT	NC	PITT	DU	BC	UM	MD	VA
Opp. TOs	4	1	3										
Points	10	3	7										
Opponents													
VT TOs	2	1	1										
Points	10	7	3										

ON THE MOVE

Quarterback	Drives				Drives Ended By				TO	Clock	Safety	Points	Pts.	Drive
	Started	TD	FG	FGA	Punt	Downs						Scored	Drive	Efficiency
Thomas	24	5	2	2	14	0		3	0	0		41	1.71	29.2%
Leal	3	1	0	0	2	0		0	0	0		7	2.33	33.3%
VT Offense	27	6	2	2	16	0		3	0	0		48	2.00	29.6%
Opp. Offense	28	2	1	1	17	0		4	4	0		17	0.61	10.7%
KICKOFFS														
	No.	Yds	Avg	TB	OB	Retn	Net	Avg. Start			Avg. Depth			
Ludwig	8	502	62.8	3	0	21.0	49.3	30						
Journell	2	130	65.0	1	0	5.5	69.5	10						
Keyserling	1	65	65.0	0	0	5.0	60.0	20						
Total	11	697	63.4	4	0	26.3	53.9	26						
Opponents	8	472	59.0	0	0	16.1	42.9	37						

KICKOFF RETURNS (25 yards added to average drive started total for touchbacks; 40 yards for kicks out of bounds; added in team return)

Player	No.	Ret.	FC	OB	TB	O-S	Avg. Depth	Avg. Drive Start
Deep Men	7	7	0	0	0	0	3.6-yard line (25)	18.3-yard line (128)
Other	1	1	0	0	0	0	23.0-yard line (23)	50.0-yard line (50)
Team	8	8	0	0	0	0	6.0-yd. line (48)	22.3-yd. line (178)