

VIRGINIA TECH

ATHLETICS COMMUNICATIONS
460 Jamerson Athletics Center
BLACKSBURG, VA • 24061

Office: (540) 231-6726 • Fax: (540) 231-6984

ACC CHAMPIONS: 2004 | 2007 | 2008 | 2010 BIG EAST CHAMPIONS: 1995 | 1996 | 1999 SOUTHERN CHAMPIONS: 1963

Saturday, Nov. 24, 2012

Kickoff: 12:01 p.m.

Lane Stadium/Worsham Field
65,632 • Blacksburg, Va.

Series vs. VA: VT leads, 51-37-5

Last Meeting: VT, 38-0 (2011)

BROADCAST INFORMATION

Television: ESPNU

PBP: Tom Hart

Analyst: John Congemi

Radio: Virginia Tech IMG Sports Network

PBP: Bill Roth (25th season)

Analyst: Mike Burnop (30th season)

Sirius: Channel 85; XM: Channel 85

ATHLETICS COMMUNICATIONS

Asst. AD: Dave Smith

540-231-6726; vtsid@vt.edu

Assoc. Director: Bryan Johnston

540-231-3387; blj@vt.edu

Director of Photography: Dave Knachel

540-231-3387; dknachel@vt.edu

VT On the Web: www.hokiesports.com

Twitter: www.twitter.com/VT_Football

This Game's Hash Tag: #UVAvsVT

#TWEETITOUT

A few game notes in 140 characters or less

This will be the 94th meeting on the gridiron between @UVA_Football and @VT_Football, with the Hokies leading 51-37-5. #UVAvsVT

The series began in 1895 with Virginia winning 38-0. Last year, the #Hokies won 38-0.

The winner of the game between the #Hokies and #Cavs takes home the #CommonwealthCup.

@VT_Football has won the last eight games, 12 of the last 13 and 15 of the past 19 contest against @UVA_Football.

The #Hokies are 8-0 against the #Cavs as members of the #ACC.

@VT_Football is 14-6-1 against @UVA_Football at Lane Stadium.

@VT_Football needs a win to become bowl eligible.



Virginia (4-7, 2-5 ACC)

CAVALIERS

THE SERIES

- Saturday's football game between Virginia Tech and the University of Virginia will be the 94th gridiron meeting between the two schools. Tech holds a 51-37-5 edge in the rivalry, which has seen the Hokies win the last eight games, 12 of the last 13 games and 15 of the past 19 contests.

- The series began in 1895 with Virginia winning 38-0. UVA went on to win the first eight meetings between the two schools and built a 20-13-4 advantage in the series by 1953.

- Beginning with the '53 season, Tech bounced back to win 10 of the next 11 meetings and take the lead in the series.

- During Frank Beamer's tenure as Tech's head coach, the Hokies lead 16-9 after winning 38-0 last year on the road.

- From 1923-35, the two met 13 times as members of the Southern Conference with Tech holding a 7-3-3 advantage.



Virginia Tech (5-6, 3-4 ACC)

HOKIES

COMMONWEALTH CUP

- The winner of the annual gridiron clash between Virginia Tech and the University of Virginia earns more than bragging rights in the state. In recent years, the winning team has also taken home the Commonwealth Cup.

- The Cup, residing in Blacksburg after last year's 38-0 win, was created in 1996 by the universities to remain in the possession of the winner of the in-state rivalry each year.

- The Commonwealth Cup, made of marble and cherry wood, is four feet high and weighs more than 100 pounds. The top of the Cup is silver-plated with the names of the two schools. The scores of all 92 games in the Tech-Virginia rivalry are engraved on the sides. A map of the Commonwealth of Virginia with Blacksburg and Charlottesville marked with stars has been etched on the front of the trophy, which was produced by Josten's.

cont'd page 12

COUNTDOWN TO KICKOFF

- 10 Virginia Tech is tied for **10th** nationally in tackles for loss per game with an average of 7.45 an outing.
- 9 Cody Journell has made **nine** of his 12 career field goal tries from 40 yards or more.
- 8 Michael Vick and Logan Thomas are the only Tech quarterbacks to have rushed for **eight** or more touchdowns in a season twice.
- 7 Tech had a season-high **seven** quarterback sacks at Boston College.
- 6 Virginia Tech has defeated Virginia in their last **six** meetings at Lane Stadium/Worsham Field.
- 5 Logan Thomas currently ranks **fifth** all-time in passing yards at Tech with 5,774.
- 4 **Four** freshmen – Donaldven Manning, Michael Cole, Kris Harley and Donovan Riley – have intercepted passes for the Hokies this season.
- 3 Tech has led at the half of just **three** games this season.
- 2 Freshman Demetri Knowles' 585 yards on kickoff returns is the **second-highest** single-season figure on record for a Tech player since 1952, trailing only Billy Hardee's 758 yards in 1973.
- 1 Marcus Davis needs 142 yards to become the **first** Tech player ever to post 1,000 yards receiving in a season.



COACH FRANK BEAMER

Frank Beamer (Virginia Tech '69), whose Virginia Tech teams have posted a 190-65 record over the past 19+ seasons and have appeared in bowl games each year in that span, is in his 26th year as the head football coach at Tech and 32nd overall. Beamer has guided the Hokies to a 214-104-2 record and sits with an overall record of 256-127-4.

Under Beamer, Tech football has enjoyed unprecedented success with 19 consecutive bowl appearances, four ACC titles, five ACC Coastal Division crowns, three BIG EAST Conference titles, two "major" bowl victories, six BCS appearances and a trip to the national championship game.

Tech won the BIG EAST title in 1995 and 1999, and shared it in '96. Beamer was voted BIG EAST Coach of the Year by the league's coaches each of those seasons and was tabbed the ACC Coach of the Year in both 2004 and 2005.

WINNINGEST NCAA FBS FOOTBALL COACHES

All-Time By Victories

Minimum 10 years as head coach at FBS institutions; record at four-year colleges only; bowl games included

| | | |
|-----|-------|--------------------------------|
| 1. | 377 | Bobby Bowden (12 wins vacated) |
| 2. | 323 | Bear Bryant |
| 3. | 319 | Pop Warner |
| 4. | 314 | Amos Alonzo Stagg |
| 5. | 298 | Joe Paterno (111 wins vacated) |
| 6. | 257 | LaVell Edwards |
| 7. | 256 * | Frank Beamer |
| 8. | 255 | Tom Osborne |
| 9. | 249 | Lou Holtz |
| 10. | 238 | Woody Hayes |
| 11. | 235 * | Mack Brown |
| 12. | 234 | Bo Schembechler |
| 13. | 233 * | Chris Ault |
| 14. | 232 | Hayden Fry |
| 15. | 229 | Jim Tressel (12 wins vacated) |

* - active coach;

taken from 2012 NCAA Football Record Book

In 1997, he was inducted into the Virginia Tech Sports Hall of Fame and following the 1999 season, he earned eight national coach of the year honors. Beamer returned to his alma mater in December of 1986 after a six-year stint as the head coach at Murray State University, where he compiled a 42-23-2 mark.

During his undergraduate days at Tech, Beamer started three years as a cornerback and played on the Hokies' 1966 and 1968 Liberty Bowl teams. The 66-year-old Hillsville, Va., native began his collegiate coaching career as a graduate assistant at Maryland in 1972. He held assistant coaching positions at The Citadel and Murray State before being named MSU's head coach in 1981.

He is married to the former Cheryl Oakley of Richmond, Va. They have two children, Shane, a former member of his dad's football team at Virginia Tech and now the associate head coach/running backs coach at Virginia Tech; and daughter Casey, a 2003 graduate of Tech. He has two grandchildren, Sutton and Olivia, daughters of Shane and his wife, Emily.

Beamer was born in Mt. Airy, N.C., and grew up in Hillsville, Va. At Hillsville High, he earned 11 varsity letters as a three-sport athlete in football, basketball and baseball.

Beamer, who is the winningest active coach in the Football Bowl Subdivision with 256 victories, had his No. 25 jersey retired by Tech in a pregame ceremony before the Marshall game in 2002. He is seventh all-time among FBS coaches (min. 10 seasons at FBS school) in terms of all-time victories.

STABILITY AT THE TOP

• **Frank Beamer**, the first Tech alumnus to guide Virginia Tech's football program since the 1940s, has coached and won more football games at Tech than any other head coach.

• Not one of the 124 active Division I-A (FBS) head football coaches has been at his current school **consecutively** longer than Beamer (Nevada's Chris Ault is in his 28th season, but not consecutively).

MILESTONE GAMES FOR BEAMER

- **First Collegiate Game and Win:** Southeast Missouri (37-23); Sept. 5, 1981 (at Murray St.)
- **First Win at Tech:** Navy (31-11); Oct. 3, 1987
- **50th Career Win:** West Virginia (12-10); Oct. 7, 1989
- **First Bowl Game and Bowl Win:** Indiana (45-20); Independence Bowl; Dec. 31, 1993
- **100th Career Win:** East Carolina (35-14); Nov. 9, 1996
- **100th Win at Tech:** Connecticut (52-10); Sept. 1, 2001
- **150th Career Win:** Arkansas State (63-7); Aug. 25, 2004
- **150th Win at Tech:** Southern Miss (36-6); Oct. 21, 2006
- **200th Career Win:** Ohio (28-7); Sept. 15, 2007
- **200th Win at Tech:** East Carolina (17-10); Sept. 10, 2011
- **250th Career Win:** North Carolina (24-21); Nov. 17, 2011

Conference Titles:

Big East: 1995, 1996 (co), 1999
ACC: 2004, 2007, 2008, 2010

Conference Coach Of The Year:

Big East: 1995, 1996, 1999
ACC: 2004, 2005

THE BEAMER FILE

PERSONAL:

Born: 10/18/46, Mt. Airy, N.C.
Hometown: Hillsville, Va.
Wife: former Cheryl Oakley
Children: Shane, Casey Prater

EDUCATION:

High School: Hillsville (1965)
College: Virginia Tech (1969)
Postgraduate: Radford University (1972)

PLAYING EXPERIENCE:

Virginia Tech (1966-68)

COACHING EXPERIENCE:

| | |
|---------|--|
| 1972 | Graduate Assistant, Maryland |
| 1973-76 | Assistant Coach, The Citadel |
| 1977-78 | Defensive Coordinator, The Citadel |
| 1979-80 | Defensive Coordinator, Murray State |
| 1981-86 | Head Coach, Murray State |
| 1981 | (8-3) |
| 1982 | (4-7) |
| 1983 | (7-4) |
| 1984 | (9-2) |
| 1985 | (7-3-1) |
| 1986 | (7-4-1) Ohio Valley co-champs |
| 1987- | Head Coach, Virginia Tech |
| 1987 | (2-9) |
| 1988 | (3-8) |
| 1989 | (6-4-1) |
| 1990 | (6-5) |
| 1991 | (5-6) |
| 1992 | (2-8-1) |
| 1993 | (9-3) Independence Bowl champs |
| 1994 | (8-4) Gator Bowl |
| 1995 | (10-2) BIG EAST champs; Sugar Bowl champs |
| 1996 | (10-2) BIG EAST co-champs; Orange Bowl |
| 1997 | (7-5) Gator Bowl |
| 1998 | (9-3) Music City Bowl champs |
| 1999 | (11-1) BIG EAST champs; Sugar Bowl |
| 2000 | (11-1) Gator Bowl champs |
| 2001 | (8-4) Gator Bowl |
| 2002 | (10-4) San Francisco Bowl champs |
| 2003 | (8-5) Insight Bowl |
| 2004 | (10-3) ACC champs; Sugar Bowl |
| 2005 | (11-2) Gator Bowl champs |
| 2006 | (10-3) Chick-fil-A Bowl |
| 2007 | (11-3) ACC champs; Orange Bowl |
| 2008 | (10-4) ACC champs; Orange Bowl champs |
| 2009 | (10-3) Chick-fil-A Bowl champs |
| 2010 | (11-3) ACC champs; Orange Bowl |
| 2011 | (11-3) Sugar Bowl |
| 2012 | (5-6) |

Record at MSU: 42-23-2 (six years)

Record at VT: 214-104-2 (26th year)

Record (overall): 256-127-4 (32nd year)



| | | |
|-----------------------------|------------------------------|--------------------|
| Frank Beamer..... | Coach..... | Mike London |
| Virginia Tech..... | School..... | Virginia |
| Virginia Tech ('69)..... | Alma Mater..... | Richmond ('83) |
| 214-104-2 (26th year) | Record at School | 16-20 (third year) |
| 256-127-4 (32nd year) | Overall Record..... | 40-25 (fifth year) |
| 16-9..... | Record vs. the opponent..... | 0-2 |
| 2-0..... | Beamer vs. London | |

IN SELECT COMPANY

• With the win over ECU on Sept. 10, 2011, Tech head coach Frank Beamer joined another elite group, one that includes coaches to win 200 or more games at one college.

• Currently, only 10 current or former FBS/Division I-A coaches, as well as only 35 coaches at all levels, are in this group.

Coaches With 200+Victories at One College FBS/Division I-A only

| | |
|--|------------|
| Bobby Bowden, Florida St. (1976-2009) | 304 |
| Joe Paterno, Penn St. (1966-2011) | 298 |
| LaVell Edwards, BYU (1972-2000) | 257 |
| Tom Osborne, Nebraska (1973-97) | 255 |
| Amos Alonzo Stagg, Chicago (1892-1932) | 244 |
| Chris Ault, Nevada (1976-) | 233 |
| Bear Bryant, Alabama (1958-82) | 232 |
| Frank Beamer, Virginia Tech (1987-) | 214 |
| Woody Hayes, Ohio St. (1951-78) | 205 |
| Vince Dooley, Georgia (1964-88) | 201 |

TEN WIN SEASONS

• Tech is the only school in the FBS to win 10 games in each of the past eight seasons.

Consecutive 10-win seasons in modern era

| | | |
|-------------------------|----------|------------------|
| 1. Florida State | 14 | 1987-2000 |
| 2. Texas | 9 | 2001-2009 |
| 3. Virginia Tech | 8 | 2004-2011 |
| Miami | 8 | 1985-1992 |
| 5. USC | 7 | 2002-2008 |
| 6. Florida | 6 | 1993-1998 |
| Boise State | 6 | 2006-current |

• Virginia Tech has won 10 or more games 11 times over the past 13 seasons and 13 of the past 16 seasons.

TECH IN OVERTIME (4-2)

| | | | | |
|----------|--------------|--------|---|-----|
| 9/19/98 | at Miami | 27- 20 | W | OT |
| 11/9/02 | at Syracuse | 42- 50 | L | 3OT |
| 11/15/03 | at Temple | 24- 23 | W | OT |
| 1/3/12 | vs. Michigan | 20- 23 | L | OT |
| 9/3/12 | Georgia Tech | 20- 17 | W | OT |
| 11/17/12 | at BC | 30- 23 | W | OT |

COMEBACKS UNDER BEAMER

BIGGEST SECOND-HALF

COMEBACK VICTORIES:

| | |
|------------------|--|
| 15 points | Virginia (1995) |
| | trailed 29-14 after 3rd..... won 36-29 |
| 14 points | N. Carolina (2008) |
| | trailed 17-3 in 3rd won 20-17 |
| 11 points | Louisville (2004) |
| | trailed 24-13 in 4th..... won 35-24 |

BIGGEST TOTAL COMEBACK VICTORY:

| | |
|------------------|------------------------------------|
| 20 points | Duke (2012) |
| | trailed 20-0 in 1st..... won 41-20 |

WHERE BEAMER RANKS

Active NCAA FBS Coaches BY WINS

min. 5 years as D-I head coach; 4-year schools only

| | |
|------------|-------------------------------------|
| 256 | Frank Beamer (Virginia Tech) |
| 235 | Mack Brown (Texas) |
| 233 | Chris Ault (Nevada) |
| 206 | Steve Spurrier (South Carolina) |
| 198 | Brian Kelly (Notre Dame) |
| 196 | Dennis Franchione (Texas State) |

Active NCAA Coaches

BY BOWL APPEARANCES

| | |
|-----------|-------------------------------------|
| 19 | Frank Beamer (Virginia Tech) |
| 19 | Mack Brown (Texas) |
| 18 | Steve Spurrier (South Carolina) |

BEAMER NOTABLES

| | |
|------------------|-----------------------------------|
| 256-127-4 | Overall Record |
| 214-104-2 | Overall Record at Virginia Tech |
| 126-33-1 | Record Lane Stadium |
| 56-15 | Record in ACC Reg. Season Games |
| 42-47-1 | Record vs. Top 25 Teams |
| 37-7 | Record vs. ACC Coastal Division |
| 22-10 | Record vs. ACC Atlantic Division |
| 28-7 | Record in ACC Home Games |
| 28-8 | Record in ACC Road Games |
| 19-3 | Record in ACC Coastal Home Games |
| 12-6 | Record in ACC Atlantic Home Games |
| 18-4 | Record in ACC Coastal Road Games |
| 10-4 | Record in ACC Atlantic Road Games |
| 19 | Bowl Appearances |
| 8 | BCS/BCA Appearances |
| 3 | Big East Titles |
| 5 | ACC Champ. Game Appearances |
| 4 | ACC Titles |

HOKIE TRENDS

| | 2012 | Beamer |
|--|------|----------|
| August | 0-0 | 4-2 |
| September | 3-2 | 74-27-1 |
| October | 1-2 | 64-31-1 |
| November | 1-2 | 60-29 |
| December/January | 0-0 | 12-15 |
| VT's CONFERENCE (BIG EAST/ACC) RECORD | | |
| At home | 2-1 | 59-16 |
| On the road | 1-3 | 53-25 |
| Neutral | 0-0 | 0-0 |
| VT's NON-CONFERENCE RECORD | | |
| At home | 2-0 | 67-17-1 |
| On the road | 0-1 | 23-27-1 |
| Neutral | 0-1 | 12-19 |
| VT VS. RANKED OPPONENTS (AP) | | |
| At home | 0-1 | 23-23-1 |
| On the road | 0-1 | 15-37 |
| Neutral | 0-0 | 10-21 |
| VT's RECORD IN GAMES ... | | |
| Decided by 4-7 pts. | 1-1 | 24-23 |
| Decided by 3 or less pts. | 1-1 | 18-22-2 |
| Home during the day | 3-0 | 100-24-1 |
| Away during the day | 1-3 | 51-36 |
| Home at night | 1-1 | 26-9 |
| Away at night | 0-1 | 25-17-1 |
| VT's RECORD WHEN SCORING ... | | |
| Less than 20 points | 0-3 | 23-56-2 |
| 20-24 points | 1-2 | 27-29 |
| 25+ points | 4-1 | 164-19 |
| VT's RECORD WHEN ALLOWING ... | | |
| Less than 14 points | 2-0 | 119-5-1 |
| 14-24 points | 3-0 | 78-28-1 |
| 25+ points | 0-6 | 17-71 |
| VT's RECORD WHEN ... | | |
| Leading after the 1st qtr | 2-1 | 135-35 |
| Trailing after the 1st qtr | 1-3 | 38-47-2 |
| Leading at halftime | 2-1 | 171-28 |
| Trailing at halftime | 2-5 | 29-68 |
| Leading after the 3rd qtr | 4-0 | 191-19-1 |
| Trailing after the 3rd qtr | 0-6 | 14-80 |
| Tied heading into the 4th qtr | 1-0 | 9-5-1 |
| Playing an OT game | 2-0 | 4-2 |
| Scoring first | 3-2 | 147-38-1 |
| Opponent scores first | 2-4 | 67-66-1 |
| Outrushing opponent | 3-4 | 186-38-2 |
| Being outrushed | 2-2 | 27-66 |
| Rushing total is even | 0-0 | 1-0 |
| Blocking a kick | 1-0 | 74-33 |
| Scoring a def/ST TD | 0-2 | 79-25 |
| VT's RECORD WITH ... | | |
| Less than 300 yards total offense | 0-0 | 33-48-1 |
| 300-399 yards total offense | 2-3 | 84-35-1 |
| 400-499 yards total offense | 2-3 | 74-15 |
| 500-599 yards total offense | 1-0 | 17-6 |
| 600+ yards total offense | 0-0 | 6-0 |
| Less than 100 yards rushing | 1-3 | 12-41 |
| 100-199 yards rushing | 2-2 | 79-44-2 |
| 200-249 yards rushing | 1-1 | 58-11 |
| 250+ yards rushing | 1-0 | 65-7 |
| Less than 100 yards passing | 0-0 | 30-15 |
| 100-199 yards passing | 1-1 | 101-56-1 |
| 200-299 yards passing | 4-4 | 71-26-1 |
| 300-399 yards passing | 0-1 | 12-6 |
| 400+ yards passing | 0-0 | 0-1 |
| VT's RECORD ALLOWING ... | | |
| Less than 200 yards total offense | 0-0 | 43-2 |
| 200-299 yards total offense | 3-1 | 89-16-1 |
| 300-399 yards total offense | 2-2 | 62-43-1 |
| 400-499 yards total offense | 0-1 | 17-28 |
| 500-599 yards total offense | 0-2 | 2-12 |
| 600+ yards total offense | 0-0 | 1-3 |
| Less than 100 yards rushing | 1-1 | 118-23 |
| 100-199 yards rushing | 4-3 | 79-47-2 |
| 200-249 yards rushing | 0-0 | 12-15 |
| 250+ yards rushing | 0-2 | 5-19 |
| Less than 100 yards passing | 2-0 | 32-10 |
| 100-199 yards passing | 2-3 | 104-35-1 |
| 200-299 yards passing | 0-1 | 57-35-1 |
| 300-399 yards passing | 1-2 | 18-20 |
| 400+ yards passing | 0-0 | 3-4 |

**MOVIN' UP THE CHARTS****Career rushing TDs by a QB**

| | | | |
|----|---------------------|--------------------|-----------|
| 1. | Tyrod Taylor | 2007-10..... | 23 |
| 2. | Bob Schweickert | 1962-64..... | 21 |
| 3. | Logan Thomas | 2010- | 19 |
| 4. | Michael Vick | 1999-00..... | 16 |
| 5. | Bruce Arians | 1972-74..... | 14 |

Career Kickoff Return Yards

| | | | |
|----|-----------------------|--------------------|-------------|
| 1. | Dyrell Roberts | 2008- | 1577 |
| 2. | Jon Jeffries | 1987-91..... | 1447 |

Career Total Offense

| | | | |
|----|---------------------|--------------------|-------------|
| 1. | Tyrod Taylor | 2007-10..... | 9213 |
| 2. | Bryan Randall | 2001-04..... | 8034 |
| 3. | Logan Thomas | 2010- | 6607 |

Career Passing Yards

| | | | |
|----|---------------------|--------------------|-------------|
| 1. | Tyrod Taylor | 2007-10..... | 7017 |
| 2. | Bryan Randall | 2001-04..... | 6508 |
| 5. | Logan Thomas | 2010- | 5774 |

Single-Season Receiving Yards

| | | | |
|----|---------------------|-------------------|------------|
| 1. | André Davis | 1999..... | 962 |
| 2. | Ernest Wilford | 2002..... | 925 |
| 3. | Danny Coale | 2011..... | 904 |
| 4. | Ernest Wilford | 2003..... | 886 |
| 5. | Marcus Davis | 2012 | 858 |

Single-Season Rushing TDs by a QB

| | | | |
|----|---------------------|-------------------|-----------|
| 1. | Logan Thomas | 2011 | 11 |
| | Bruce Arians | 1974..... | 11 |
| 3. | Bob Schweickert | 1964..... | 9 |
| 4. | Michael Vick | 1999..... | 8 |
| | Michael Vick | 2000..... | 8 |
| | Jimmy Lugar | 1956..... | 8 |
| | David Lamie | 1977..... | 8 |
| | Logan Thomas | 2012 | 8 |

WHO'S UP? WHO'S DOWN?**ON THE FIELD**

Frank Beamer.....head coach
 Bud Foster defensive coordinator/ILBs
 Shane Beamer..... assoc. head coach/RBs
 Curt Newsome offensive guards/center
 Kevin Sherman wide receivers
 Charley Wiles.....defensive line

IN THE BOOTH

Cornell Brown.....OLBs
 Torrian Gray..... defensive secondary
 Mike O'Cain quarterbacks/play calling
 Bryan Stinespring.....Off. Coord./TEs/OTs

TEAM RESULTS FOR QUARTERBACKS**UNDER BEAMER**

(starters; by victories)

| Name | Years | Record | Pct. |
|----------------------|----------------|------------------|-------------|
| Taylor, Tyrod | 2007-10 | 34-8 | .810 |
| Randall, Bryan | 2002-04 | 26-12 | .684 |
| Vick, Michael | 1999-00 | 21-1 | .955 |
| Druckenmiller, Jim | 1995-96 | 20-4 | .833 |
| DeShazo, Maurice | 1992-94 | 19-14-1 | .586 |
| Glennon, Sean | 2006-08 | 18-8 | .692 |
| Thomas, Logan | 2011- | 16-9 | .640 |
| Furrer, Will | 1988-91 | 16-18-1 | .486 |
| Clark, Al | 1997-98 | 12-7 | .632 |
| Vick, Marcus | 2005 | 11-2 | .846 |
| Noel, Grant | 2001-02 | 10-4 | .714 |
| Sorensen, Nick | 1997-98 | 3-1 | .750 |
| Young, Cam | 1989 | 3-3 | .500 |
| Meyer, Dave | 1998-00 | 2-1 | .667 |
| Chapman, Erik | 1987 | 2-9 | .182 |
| Wooten, Rodd | 1989, 91 | 1-2 | .333 |
| Koel, Treg | 1992 | 0-1 | .000 |
| Totals | 1987-10 | 214-104-2 | .672 |

2012 ACC Standings**COASTAL DIVISION**

| Team | Conf. | Overall |
|----------------------|------------|------------|
| Georgia Tech | 5-3 | 6-5 |
| Duke | 3-4 | 6-5 |
| Virginia Tech | 3-4 | 5-6 |
| Virginia | 2-5 | 4-7 |
| North Carolina - x | 4-3 | 7-4 |
| Miami - x | 4-3 | 6-5 |

ATLANTIC DIVISION

| Team | Conf. | Overall |
|----------------------|-------|---------|
| Florida State | 7-1 | 10-1 |
| Clemson | 7-1 | 10-1 |
| North Carolina State | 3-4 | 6-5 |
| Wake Forest | 3-5 | 5-6 |
| Maryland | 2-5 | 4-7 |
| Boston College | 1-6 | 2-9 |

x- ineligible for conference or division title

This Week in the ACC**Saturday, Nov. 24**

Boston College at NC State
 Florida at Florida State
 Georgia Tech at Georgia
 Maryland at North Carolina
 Miami at Duke
 South Carolina at Clemson
 Vanderbilt at Wake Forest
 Virginia at Virginia Tech

Next Week in the ACC**Saturday, Dec. 1**

Dr. Pepper ACC Championship Game
 Charlotte, N.C.
 Georgia Tech vs. Florida State

Keeping Up With The Non-Conference Foes
Austin Peay (2-9): season complete

Pittsburgh (4-6): Rutgers**Bowling Green** (7-4): vs. Buffalo (Friday)**Cincinnati** (7-3): USF (Friday)**WHAT'S A HOKIE?**

That's the most frequently asked question regarding Virginia Tech athletics. The answer leads all the way back to 1896 when Virginia Agricultural and Mechanical College changed its name to Virginia Polytechnic Institute.

With the change came the necessity for writing a new cheer and a contest for such a purpose was held by the student body. Senior O.M. Stull won first prize for his "Old Hokie" yell which still is used today.

Later, when asked if "Hokie" had any special meaning, Stull explained the words he used had no hidden or symbolic meaning, but had been thought up in an effort to get attention. Hokie soon became a nickname for all Tech teams and for those people loyal to Tech athletics.

Following is the "Old Hokie" yell in its original form:

Hoki, Hoki, Hoki Hy!
Tech! Tech! V.P.I.!
Sola-Rex Sola-Rah
Polytech-Vir-gin-i-a!!
Rae, Ri, V.P.I.

JUST VIRGINIA TECH, PLEASE

While the full name of the school is Virginia Polytechnic Institute and State University, the school is commonly referred to as "Virginia Tech."

Founded in 1872, as Virginia Agricultural and Mechanical College, the university changed its name to Virginia Polytechnic Institute in 1896.

Fans of the athletic department, as well as media covering the Hokies, shortened the name to VPI, but it eventually became Virginia Tech.

The "State University" was added in 1970 to bring the official title to what it is today.

Those covering Hokie athletics are asked to refer to the university as simply "Virginia Tech."

Virginia Tech University, VPI and SU, VPI&SU, VT or VA Tech are not recognized names and should not be used.

HOUSE OF HORRORS

- Lane Stadium has always been a difficult place for opponents to play and has been dubbed one of the best game-day environments in college football. Tech has a 54-9-1 record versus non-conference teams at home since the start of the 1991 season.
- Virginia Tech has posted a 200-70-6 overall record at Lane Stadium/Worsham Field.
- Tech is 126-33-1 at home under the direction of Frank Beamer.
- Tech football teams are 360-101-13 all time in Blacksburg, including a 56-9 record since the start of the 2003 season.
- A large part of that impressive record is the home-field environment created by the fans as Lane Stadium has been sold out for 92 consecutive games, starting with the final home game of the 1998 season against Virginia.



2012 SCHEDULES & RESULTS

Virginia Tech (5-6; 3-4 ACC):

| | | |
|------|-------|----------------------------------|
| hW | 20-17 | Georgia Tech* (ot) |
| hW | 42-7 | Austin Peay |
| aL | 17-35 | Pittsburgh |
| hW | 37-0 | Bowling Green |
| nL | 24-27 | Cincinnati (<i>FedExField</i>) |
| aL | 34-48 | North Carolina* |
| hW | 41-20 | Duke* |
| aL | 17-38 | #14 Clemson* |
| aL | 12-30 | Miami* |
| hL | 22-28 | #8 Florida State* |
| aW | 30-23 | Boston College* (ot) |
| Nov. | 24 | Virginia* |

Virginia (4-7; 2-5 ACC):

| | | |
|------|-------|-------------------|
| hW | 43-19 | Richmond |
| hW | 17-16 | Penn State |
| aL | 20-56 | Georgia Tech* |
| aL | 7-27 | TCU |
| hL | 38-44 | Louisiana Tech |
| aL | 17-42 | Duke* |
| hL | 20-27 | Maryland* |
| hL | 10-16 | Wake Forest* |
| aW | 33-6 | NC State* |
| hW | 41-40 | Miami* |
| hL | 13-37 | North Carolina* |
| Nov. | 24 | at Virginia Tech* |

* Conference games

2011 RESULTS

Virginia Tech (11-3; 7-1 ACC):

| | | |
|----|-------|-------------------------------------|
| hW | 66-13 | Appalachian State |
| aW | 17-10 | East Carolina |
| hW | 26-7 | Arkansas State |
| aW | 30-10 | Marshall |
| hL | 3-23 | #13 Clemson* |
| hW | 38-35 | Miami* |
| aW | 38-17 | Wake Forest* |
| hW | 30-14 | Boston College* |
| aW | 14-10 | Duke* |
| aW | 37-26 | #20 Georgia Tech* |
| hW | 24-21 | North Carolina* |
| aW | 38-0 | #24 Virginia* |
| nL | 10-38 | #21 Clemson (<i>Charlotte</i>) |
| nL | 20-23 | Michigan (<i>Sugar Bowl</i>) (ot) |

Virginia (8-5; 5-3 ACC):

| | | |
|----|-------|------------------------------------|
| hW | 40-3 | William & Mary |
| aW | 34-31 | Indiana |
| aL | 17-28 | North Carolina* |
| hL | 24-30 | Southern Miss |
| hW | 21-20 | Idaho |
| hW | 24-21 | Georgia Tech* |
| hL | 14-28 | NC State* |
| aW | 28-21 | Miami* |
| aW | 31-13 | Maryland* |
| hW | 31-21 | Duke* |
| aW | 14-13 | Florida State* |
| hL | 0-38 | Virginia Tech* |
| nL | 24-43 | Auburn (<i>Chick-fil-A Bowl</i>) |

* Conference games

NINETEEN BOWLS IN A ROW

• With its trip to the Allstate Sugar Bowl last year, Tech is now one of only three teams to go to 19 bowls in the past 19 seasons. The other two are Florida State and Florida.

Active Consecutive Bowl Appearances

| | | |
|----|-----------------------|-----------|
| 1. | Florida State | 30 |
| 2. | Florida | 22 |
| 3. | Virginia Tech | 19 |
| 4. | Georgia, Georgia Tech | 15 |
| 5. | Oklahoma | 13 |
| 6. | LSU, Ohio State | 12 |

SCORING STREAK

• Tech has scored in a school-record 228 straight football games, beginning with a win over Miami on Sept. 23, 1995. The streak began after a 16-0 loss to Cincinnati in 1995.

• The previous school record was 66 straight games (1970-76). During its current streak, Tech has scored 13 or more in all but 10 games.

CONSECUTIVE BOWL APPEARANCES (COACHES)

| | | |
|----|------------------------------|-----------|
| 1. | Bobby Bowden (1982-09) | 28 |
| 2. | Tom Osborne (1973-97) | 25 |
| 3. | Paul "Bear" Bryant (1959-82) | 24 |
| 4. | Frank Beamer (active) | 19 |
| 5. | LaVell Edwards (1978-94) | 17 |

DEFENSIVE TRADITION

• Virginia Tech defensive coordinator **Bud Foster** is the architect of some of the nation's best defenses on an annual basis.

• Since the start of the 2000 season, Tech leads the nation in interceptions and is third in turnovers gained. Check out these numbers Foster's crew has put up:

Most Interceptions Forced (2000-current)

| | | |
|----|----------------------------|------------|
| 1. | Virginia Tech | 238 |
| 2. | Boston College | 224 |
| 3. | Oklahoma | 221 |
| | Boise State | 219 |
| 5. | Florida | 218 |

Turnovers Gained (2000-current)

| | | |
|----|----------------------------|------------|
| 1. | Oklahoma | 377 |
| 2. | Southern Cal. | 376 |
| 3. | Virginia Tech | 373 |
| 4. | Boise State | 361 |
| 5. | Texas | 347 |
| 6. | West Virginia | 347 |

DID YOU KNOW?

• Virginia Tech quarterback **Logan Thomas** is second on the Hokies' squad in net rushing yards this year with 442 yards, trailing freshman tailback **J.C. Coleman** by 8 yards. The last time a Virginia Tech quarterback led the Hokies in rushing for a season was in 1965 when signal-caller Bobby Owens led Tech with 146 carries for 526 yards.

BLACKSBURG HISTORY

All-Time Record (1892-present) 695-440-46

In Blacksburg (1892-present) 360-101-13

| | |
|------------------------------------|-----------------|
| Behind Lane Hall (1892) | 1-0-0 |
| Sheib Field (1894-1901) | 13-1-0 |
| Gibboney Field (1902-08) | 19-2-0 |
| Miles Field (1909-25) | 60-3-3 |
| Miles Stadium (1926-64) | 67-25-4 |
| Lane Stadium (1965-present) | 200-70-6 |
| <i>Under Beamer (1987-present)</i> | <i>126-33-1</i> |

TOP-10 CAREER STARTS (ANY POSITION PLAYER)

| | | |
|----|-------------------------------|----|
| 54 | Danny Coale (2008-11) | WR |
| 52 | Sergio Render (2006-09) | OL |
| 51 | Blake DeChristopher (2008-11) | OL |
| 48 | Vince Hall (2004-07) | LB |
| | Billy Conaty (1993-96) | OL |
| 47 | Chris Malone (1992-95) | OL |
| 45 | Jimmy Martin (2002-05) | OL |
| | Jarrett Boykin (2008-11) | WR |
| 44 | Nathaniel Adibi (2000-03) | LB |
| | Eddie Royal (2004-07) | WR |

CAREER CONSECUTIVE START STREAK (POSITION PLAYERS)

| | | |
|----|---------------------------|----|
| 48 | Billy Conaty (1993-96) | OL |
| 47 | Chris Malone (1992-95) | OL |
| 45 | Jimmy Martin (2002-05) | OL |
| 44 | Vince Hall (2004-07) | LB |
| 42 | Jaymes Brooks (2008-11) | OL |
| | Jonathan Lewis (2002-05) | DL |
| 41 | Kam Chancellor (2006-09) | DB |
| 40 | Duane Brown (2004-07) | OL |
| | Nathaniel Adibi (2000-03) | LB |

PRONUNCIATION GUIDE

| | |
|-----------------------------|-----------------|
| Kevin ASANTE | uh-SAHN-tay |
| Nick ACREE | A-cree (long A) |
| Matt ARKEMA | ARK-a-muh |
| Riley BEIRO | BYE-row |
| DETRICK Bonner | DEE-trick |
| Michael BRANTHOVER | BRAN-oh-ver |
| Eddie D'ANTUONO | don-TWAHN-oh |
| TARIQ Edwards | tuh-REEK |
| ANTONE Exum | AN-tone |
| JERON GOUVEIA-Winslow | JARE-in |
| | Goo-VAY-uh |
| KYSHOEN Jarrett | KY-shawn |
| Cody JOURNELL | jur-NELL |
| Ethan KEYSERLING | KY-ser-ling |
| Mark LEAL | lee-AL |
| DONALDVEN Manning | DON-uh-vin |
| DYRELL Roberts | Die-RELL |
| Michael VIA | VYE |
| Hunter WINDMULLER | WYND-mull-er |



Last Meeting: Hokies Clinch Coastal Crown With Shutout



No. 6 Virginia Tech 38



No. 24 Virginia 0

Scott Stadium • Charlottesville, Va.

Nov. 26, 2011 • Attendance: 61,124

Final Statistics

| | | | | | | |
|---------------|---|---|---|----|---|----|
| Virginia Tech | 7 | 7 | 7 | 17 | — | 38 |
| Virginia | 0 | 0 | 0 | 0 | — | 0 |

| | |
|-------------------|--|
| VT (8:46 re 1st) | - Thomas 14 run (Journell kick) |
| VT (11:36 re 2nd) | - Boykin 20 pass from Thomas (Journell kick) |
| VT (10:45 re 3rd) | - Wilson 27 run (Journell kick) |
| VT (13:54 re 4th) | - Wilson 38 run (Journell kick) |
| VT (11:28 re 4th) | - Davis 7 pass from Thomas (Journell kick) |
| VT (6:45 re 4th) | - FG Journell 40 |

| Team Stats | VT | VA | Individual Totals |
|----------------|---------|---------|--------------------------------------|
| First downs | 21 | 14 | Rushing — VT, Wilson 24-153, |
| Rushes-yds. | 45-183 | 26-30 | Thomas 7-27, Oglesby 6-6, Gregory |
| Passing yds. | 227 | 211 | 5-1, Coale 1-(-2), Team 2-(-2); VA, |
| Return yds. | 55 | 9 | Parks 7-17, Jones 6-13, Jennings |
| Passes | 16-25-0 | 16-30-2 | 1-12, Richardson 3-5, Millien 1-4, |
| Punts-avg. | 4-47.5 | 6-39.2 | Shepherd 1-2, Watford 1-1, Rocco |
| Fumbles-lost | 1-0 | 3-2 | 6-(-24). |
| Penalties-yds. | 5-60 | 6-54 | Passing — VT, Thomas 13-21-0- |
| Time of poss. | 34:57 | 25:03 | 187, Leal 3-4-40-0; VA, Rocco 16-27- |
| Sacks by | 4-31 | 1-3 | 2-211, Watford 0-3-0-0. |
| | | | Receiving — Davis 5-119, Boykin |
| | | | 4-44, Coale 2-15, Byrn 1-15, Drager |
| | | | 1-15, Fuller 1-12, Wilson 1-5, Coles |
| | | | 1-2; VA, Burd 7-100, Smith 2-42, |
| | | | Millien 2-33, Keys 1-24, Mathis 1-6, |
| | | | Freedman 1-4, Parks 1-2, Terrell 1-0 |

Game 1: Hokies Rally Late to Down Jackets in Overtime



Georgia Tech 17



No. 16 Virginia Tech OT 20

Lane Stadium/Worsham Field • Blacksburg, Va.

Sept. 3, 2012 • Attendance: 65,632

BLACKSBURG, Va. – Cody Journell booted a 17-yard field goal in overtime to give No. 16 Virginia Tech a heart-pounding 20-17 victory over ACC rival Georgia Tech before a sold out Monday night crowd at Lane Stadium/Worsham Field.

It was also Journell who got the Hokies to the extra period by hitting a 41-yard game-tying field goal as time expired in regulation play. That kick capped a frantic six-play, 51-yard drive that started with just 44 seconds remaining.

The two teams saved most of their offensive fireworks for the end of the game, combining for 292 yards of offense in the fourth quarter and overtime after putting up a combined total of 322 yards during the first three periods of the contest. The Yellow Jackets took a 10-7 lead just three minutes into the fourth quarter with a field goal. The teams then traded touchdowns before Journell's decisive field goals.

Quarterback Logan Thomas passed for two touchdowns and 230 yards for the Hokies during the win. He also added 40 yards on the ground. On the defensive side, mike linebacker Jack Tyler led three Virginia Tech defenders with double-digit tackles. Tyler finished with 17, while whip linebacker Jeron Gouveia-Winslow and tackle Derrick Hopkins had 11 apiece.

Game Notes

- Six Hokie players made their first collegiate starts on offense or defense in the game. Nick Becton (OT), Winston Painter (OT), David Wang (OG), Michael Holmes (TB) and Ryan Malleck (TE) were the first-timers on offense, while Kysheen Jarrett (ROV) was the lone defensive player.

- The game was the first overtime game in Lane Stadium history. The Hokies ended their 2011 season with an overtime loss to Michigan in the Sugar Bowl and have played in a total of five overtime contests, posting a 3-2 record.

- Georgia Tech won the time of possession battle, but Virginia Tech won the game. It's the first time in the last six meetings that the team that didn't win the TOP battle didn't win the game.

- The Hokies went with the same five offensive lineman for every offensive snap.

Final Statistics

| | | | | | | | |
|---------------|---|---|---|----|---|---|----|
| Georgia Tech | 0 | 7 | 0 | 10 | 0 | — | 17 |
| Virginia Tech | 7 | 0 | 0 | 10 | 3 | — | 20 |

| | |
|-------------------|---|
| VT (6:12 re 1st) | - Martin 5 pass from Thomas (Journell kick) |
| GT (14:34 re 2nd) | - Godhigh 12 run (Scully kick) |
| GT (14:57 re 4th) | - FG Scully 34 |
| VT (7:46 re 4th) | - Knowles 42 pass from Thomas (Journell kick) |
| GT (0:44 re 4th) | - Hill 10 pass from Washington (Scully kick) |
| VT (0:00 re 4th) | - FG Journell 41 |
| VT (OT) | - FG Journell 17 |

| Team Stats | GT | VT | Individual Totals |
|----------------|---------|---------|---|
| First downs | 17 | 19 | Rushing — GT, Washington 19-63, Sims 13-42, Bostic 5-35, Laskey 7-28, Godhigh 3-12, Perkins 3-5, Days 1-4, Smith 4-3; VT, Holmes 13-54, Thomas 15-40, Coleman 4-25, Team 3-(-23). |
| Rushing yds. | 55-192 | 35-96 | Passing — GT, Washington 10-15-1-96, Bostic 0-1-0-0; VT, Thomas 21-38-0-230. |
| Passing yds. | 96 | 230 | Receiving — GT, Smith 4-52, Godhigh 2-11, Hill 2-9, Bostic 1-19, Sims 1-5; VT, Davis 6-82, C. Fuller 5-82, Malleck 3-3, Holmes 2-7, Roberts 2-5, Knowles 1-42, Martin 1-5, Phillips 1-4. |
| Return yds. | 1 | 0 | |
| Passes | 10-16-1 | 21-38-0 | |
| Punts-avg. | 7-40.0 | 6-36.2 | |
| Fumbles-lost | 1-0 | 1-0 | |
| Penalties-yds. | 5-35 | 3-15 | |
| Time of poss. | 34:56 | 25:04 | |
| Sacks by | 2-10 | 2-4 | |



Game 2: Tech Overcomes Slow Start to Roll Past Govs



Austin Peay

7



No. 15 Virginia Tech

42

Lane Stadium/Worsham Field • Blacksburg, Va.
Sept. 8, 2012 • Attendance: 65,632

BLACKSBURG, Va. – Virginia Tech overcame another slow start before getting its offense on track and piling up 419 yards on the way to a 42-7 non-conference victory over Austin Peay at Lane Stadium/Worsham Field.

Tech managed just seven points during the first 24:25 of the game and had only 32 yards on the ground when Tony Gregory blocked an Austin Peay punt. The play provided a spark for the Hokies who went on to score touchdowns on five of their next seven possessions. Tech ended up amassing 419 yards of total offense, including 187 yards on the ground.

Quarterback Logan Thomas ran for one touchdown and passed for two more in the win. He connected on 15 of 23 passes for 212 yards. Number two quarterback Mark Leal completed all three of his passes for 20 yards. Senior Dyrrell Roberts caught five balls for 50 yards in the contest, while fellow seniors Randall Dunn and Corey Fuller grabbed touchdown passes.

Defensively, the Hokies limited Austin Peay to 221 yards overall and posted 10 tackles behind the line. Junior Kyle Fuller and freshman Donaldven Manning picked off passes as Tech held the Governors to just 62 yards through the air.

Game Notes

- Kyshoen Jarrett returned a punt 46 yards to set up Virginia Tech's first touchdown of the game. The sophomore rover also chipped in six tackles, including 1.5 for loss.

- Six players dressed for the first time in their collegiate careers: David Mellstrom, Griffin Hite, Dadi Nicolas, Justin Taylor, Greg Gadell and E.L. Smiling.

- Michael Holmes scored his first collegiate touchdown on a 2-yard run in the first quarter, then added his second in the third period with a 9-yard burst.

- Tight end Randall Dunn had three catches against the Governors. His 39 yards receiving were a personal best. One of his catches went for a 13-yard touchdown.

- Junior tailback Tony Gregory blocked his second career punt and scored his first career rushing touchdown.

Final Statistics

| | | | | | | |
|------------------|---|----|----|---|---|----|
| Austin Peay | 0 | 0 | 7 | 0 | — | 7 |
| Virginia Tech | 7 | 14 | 14 | 7 | — | 42 |
| VT (2:38 re 1st) | - Holmes 2 run (Journell kick) | | | | | |
| VT (5:35 re 2nd) | - Thomas 1 run (Journell kick) | | | | | |
| VT (0:26 re 2nd) | - C. Fuller 30 pass from Thomas (Journell kick) | | | | | |
| VT (7:51 re 3rd) | - Holmes 9 run (Journell kick) | | | | | |
| AP (5:45 re 3rd) | - Oliver 10 run (Stansell kick) | | | | | |
| VT (2:30 re 3rd) | - Dunn 13 pass from Thomas (Journell kick) | | | | | |
| VT (9:30 re 4th) | - Gregory 18 run (Journell kick) | | | | | |

| Team Stats | AP | VT | Individual Totals |
|----------------|---------|---------|--|
| First downs | 13 | 22 | Rushing — AP, Kitts 22-110, Oliver 15-29, Tucker 1-17, Ryan 3-3; VT, Davis 2-48, Holmes 9-40, Scales 6-36, Coleman 6-29, Gregory 5-28, Knowles 2-21, Team 1-(-1), Thomas 7-(-14). |
| Rushing yds. | 41-159 | 38-187 | Passing — AP, Ryan 8-21-2-62; VT, Thomas 15-23-0-212, Leal 3-3-0-20. |
| Passing yds. | 62 | 232 | Receiving — AP, Stark 4-51, Tucker 1-6, Clack 1-5, Adams 1-4, Embry 1-(-4); VT, Roberts 5-50, Dunn 3-39, C. Fuller 2-44, 2-34, Davis 2-34, Malleck 1-25, Coleman 1-14, Stanford 1-10, Phillips 1-6, Asante 1-1. |
| Return yds. | 15 | 88 | |
| Passes | 8-21-2 | 18-26-0 | |
| Punts-avg. | 10-31.3 | 5-44.0 | |
| Fumbles-lost | 2-0 | 1-1 | |
| Penalties-yds. | 6-47 | 5-51 | |
| Time of poss. | 31:38 | 28:22 | |
| Sacks by | 2-8 | 1-4 | |

Game 3: Panthers Take it to Hokies at Heinz Field



No. 13 Virginia Tech

17



Pittsburgh

35

Heinz Field • Pittsburgh, Pa.
Sept. 15, 2012 • Attendance: 48,032

PITTSBURGH, Pa. – The University of Pittsburgh drove 75 yards for a touchdown on its opening possession and never looked back on the way to a thorough 35-17 victory over nationally ranked Virginia Tech at Heinz Field.

The Panthers scored on three of their first four possessions, mixing strong running performances by tailbacks Rushel Snell and Ray Graham with an effective passing attack. Pitt posted 202 yards of offense in the first quarter in building a 14-0 lead and held a 21-3 advantage at the half.

Tech aided Pittsburgh's cause by committing four first-half turnovers, three in Pitt territory and the other at the Hokies' 20. A fourth-quarter interception by cornerback Antone Exum at the Pitt 36 gave Tech an opportunity to get back in the game, but the Hokies stalled and the Panthers marched 88 yards on 15 plays for a clinching touchdown.

The Hokies compiled 324 yards of offense on the day but allowed 537 yards, including 254 on the ground.

Game Notes

- Tech quarterback Logan Thomas suffered the first three-interception game of his collegiate career. All three of the picks came in the first half, but none led to Pittsburgh points.

- Sophomore Kyshoen Jarrett, who hails from Pennsylvania, returned a punt 94 yards for a touchdown in the third quarter. It was the second-longest punt return in school history behind Frank Loria's 95-yard return against Miami in 1967.

- Quarterback Logan Thomas and receiver Marcus Davis teamed up on an 85-yard touchdown pass. The play ranks as the fourth-longest TD pass in school history and ties for the fifth longest pass play at Tech.

- The loss stopped Tech's school- and ACC-record string of consecutive wins in true road games at 13. The streak was also the longest in the nation.

Final Statistics

| | | | | | | |
|-------------------|--|---|----|---|---|----|
| Virginia Tech | 0 | 3 | 14 | 0 | — | 17 |
| Pittsburgh | 14 | 7 | 7 | 7 | — | 35 |
| P (12:17 re 1st) | - Graham 12 run (Harper kick) | | | | | |
| P (3:19 re 1st) | - Street 13 pass from Sunseri (Harper kick) | | | | | |
| P (13:03 re 2nd) | - Graham 5 run (Harper kick) | | | | | |
| VT (7:57 re 2nd) | - FG Journell 32 | | | | | |
| VT (11:57 re 3rd) | - Jarrett 94 punt return (Journell kick) | | | | | |
| P (4:58 re 3rd) | - Graham 18 pass from Sunseri (Harper kick) | | | | | |
| VT (3:30 re 3rd) | - Davis 85 pass from Thomas (Journell kick) | | | | | |
| P (5:33 re 4th) | - Shanahan 6 pass from Sunseri (Harper kick) | | | | | |

| Team Stats | VT | P | Individual Totals |
|----------------|---------|---------|---|
| First downs | 14 | 27 | Rushing — VT, Thomas 7-28, Scales 4-16, Holmes 9-6, Davis 1-6, Roberts 1-3, Coleman 4-0; P, Shell 23-157, Graham 24-94, Bennett 2-8, Jones 1-5, Sunseri 3-(-4), Team 2-(-6). |
| Rushing yds. | 26-59 | 55-254 | Passing — VT, Thomas 14-31-3-265; P, Sunseri 19-28-1-283. |
| Passing yds. | 265 | 283 | Receiving — VT, Davis 4-129, C. Fuller 4-44, Roberts 2-53, Dunn 2-21, Knowles 1-13, Malleck 1-5; P, Shanahan 5-111, Street 4-73, Carswell 2-27, Jones 2-26, Graham 2-17, Shell 2-15, Bennett 2-14. |
| Return yds. | 94 | 47 | |
| Passes | 14-31-3 | 19-28-1 | |
| Punts-avg. | 4-40.8 | 5-45.0 | |
| Fumbles-lost | 2-1 | 1-0 | |
| Penalties-yds. | 4-39 | 11-110 | |
| Time of poss. | 21:33 | 38:27 | |
| Sacks by | 1-5 | 2-4 | |

**Game 4: Tech Rebounds Strong With Win Over BGSU****Bowling Green****0****Virginia Tech****37**

Lane Stadium/Worsham Field • Blacksburg, Va.
Sept. 22, 2012 • Attendance: 65,632

BLACKSBURG, Va. – Virginia Tech rebounded from a disappointing performance at Pittsburgh a week earlier with a solid 37-0 victory over Bowling Green at Lane Stadium/Worsham Field.

Quarterback Logan Thomas passed for two touchdowns and ran for another as the Hokies overcame a scoreless first quarter to put up 21 points in the second period. Thomas hit TD passes of 10 and 42 yards in less than a three minute span, then added a 1-yard plunge just before the half to put Tech in control. Overall, Tech controlled the football for 11:17 of the quarter.

The Hokies added two more rushing touchdowns in the second half on the way to 246 yards on the ground for the afternoon.

Overall, Tech piled up 396 yards of offense, while scoring on all five of its red zone chances, including four touchdowns.

Defensively, Tech handed the Falcons their first shutout loss since 1998. Bowling Green converted on just four of 16 third downs and failed to score on its two trips into the red zone. The visitors connected on just 14 of 42 passing attempts on the way to 266 yards of offense.

Game Notes

- The shutout snapped a string of 169 consecutive games scoring for Bowling Green, dating back to the 1998 season. Ironically, the Falcons' last shutout was also by a score of 37-0, coming at the hands of Missouri on Sept. 5, 1998.

- Redshirt sophomore Matt Arkema made his first collegiate start for the Hokies, opening the game at left guard in place of injured David Wang.

- True freshman Brooks Abbott saw his first action for the Hokies, handling all seven kickoffs against the Falcons. He became the eighth true freshman to see playing time for Tech this season.

- Of the 69 Tech players who dressed for the game, all but three played. Two of the players that did not play are scheduled to redshirt.

Final Statistics

| | | | | | | |
|---------------|---|----|---|----|---|----|
| Bowling Green | 0 | 0 | 0 | 0 | — | 0 |
| Virginia Tech | 0 | 21 | 6 | 10 | — | 37 |

| | |
|-------------------|---|
| VT (9:25 re 2nd) | - Coleman 10 pass from Thomas (Journell kick) |
| VT (6:42 re 2nd) | - Roberts 42 pass from Thomas (Journell kick) |
| VT (1:10 re 2nd) | - Thomas 1 run (Journell kick) |
| VT (8:58 re 3rd) | - Holmes 2 run (Journell kick failed) |
| VT (13:30 re 4th) | - FG Journell 35 |
| VT (9:22 re 4th) | - Scales 4 run (Journell kick) |

Team Stats

| | BT | VT |
|----------------|---------|---------|
| First downs | 12 | 22 |
| Rushing yds. | 26-133 | 43-246 |
| Passing yds. | 133 | 150 |
| Return yds. | 0 | 45 |
| Passes | 14-42-1 | 12-29-1 |
| Punts-avg. | 8-43.1 | 6-39.2 |
| Fumbles-lost | 1-1 | 1-0 |
| Penalties-yds. | 9-74 | 9-60 |
| Time of poss. | 27:53 | 32:07 |
| Sacks by | 2-20 | 2-4 |

Individual Totals

Rushing — BG, Givens 2-55, Samuel 9-32, Martin 6-31, Johnson 5-12, Pettigrew 1-5, Schilz 3-(-2); VT, Gregory 11-68, Thomas 15-65, Holmes 4-51, Coleman 4-45, Scales 3-15, Leal 2-5, Dyer 1-1, Team 3-(-4).

Passing — BG, Schilz 9-25-1-87, Johnson 5-17-0-46; VT, Thomas 11-26-1-144, Leal 1-3-0-6.

Receiving — BG, Jackson 3-32, Samuel 2-31, Burbrink 2-13, Gallon 2-12, Joplin 1-18, Martin 1-16, Bayer 1-8, Beck 1-3, Stokes 1-0; VT, Roberts 3-63, Davis 2-29, Gregory 2-20, Fuller 1-14, Coleman 1-10, Reeves 1-6, Dunn 1-5, Beiro 1-3.

Game 5: Bearcats Stun Hokies In Final Seconds at FedExField**Virginia Tech****24****Cincinnati****27**

FedExField • Landover, Md.
Sept. 29, 2012 • Attendance: 46,026

LANDOVER, Md. – University of Cincinnati quarterback Munchie Legaux connected with Damon Julian on a 39-yard touchdown pass with 13 seconds remaining as the Bearcats drove 85 yards to grab a 27-24 victory over Virginia Tech at FedExField.

Cincinnati's stunning drive came on the heels of a 56-yard scoring pass from Tech's Logan Thomas to Corey Fuller that had given the Hokies a 24-20 lead with 1:49 showing on the clock.

Tech struggled throughout the first half but still managed to hold a 7-6 advantage despite gaining just 72 yards of offense. An interception by defensive tackle Kris Harley at the UC 13 set up a 5-yard TD run by Thomas with 2:41 left in the second quarter that gave the Hokies the lead.

The Bearcats regained the lead in the third quarter and held it until Fuller's touchdown catch. Legaux used nine plays to drive UC to victory. He passed for 376 yards and three TDs and added a key 13-yard run on third-and-10 to keep the final drive alive.

Game Notes

- Redshirt freshman Michael Cole made his first collegiate start in the game, opening as the nickel back for the Hokies' defense. He finished with four tackles in the contest.

- Logan Thomas posted his 14th career rushing touchdown to move into a tie with Bruce Arians for fourth place in career rushing touchdowns by a Tech quarterback.

- Corey Fuller's 56-yard catch for a touchdown was a career-long for the redshirt-senior.

- Senior Marcus Davis caught five passes for 101 yards. It was the fourth 100-yard receiving game of his Tech career.

- Defensive tackle Kris Harley recorded his first career interception, coming on a deflected pass in the second quarter.

Final Statistics

| | | | | | | |
|---------------|---|---|---|----|---|----|
| Virginia Tech | 0 | 7 | 0 | 17 | — | 24 |
| Cincinnati | 3 | 3 | 7 | 14 | — | 27 |

| | |
|-------------------|---|
| C (6:02 re 1st) | - FG Miliano 20 |
| C (8:25 re 2nd) | - FG Miliano 43 |
| VT (2:41 re 2nd) | - Thomas 5 run (Journell kick) |
| C (6:59 re 2nd) | - Thompkins 29 pass from Legaux (Miliano kick) |
| VT (14:56 re 4th) | - FG Journell 28 |
| VT (8:37 re 4th) | - Holmes 3 run (Journell kick) |
| C (7:51 re 4th) | - Abernathy 76 pass from Legaux (Miliano kick) |
| VT (1:49 re 4th) | - C. Fuller 56 pass from Thomas (Journell kick) |
| C (0:13 re 4th) | - Julian 39 pass from Legaux (Miliano kick) |

Team Stats

| | VT | C |
|----------------|---------|---------|
| First downs | 16 | 24 |
| Rushing yds. | 34-160 | 32-103 |
| Passing yds. | 242 | 392 |
| Return yds. | 3 | 26 |
| Passes | 17-30-2 | 20-43-1 |
| Punts-avg. | 7-45.9 | 5-44.6 |
| Fumbles-lost | 2-1 | 2-1 |
| Penalties-yds. | 7-82 | 8-50 |
| Time of poss. | 29:50 | 30:10 |
| Sacks by | 1-8 | 1-9 |

Individual Totals

Rushing — VT, Holmes 11-60, Roberts 5-51, Coleman 7-32, Thomas 9-10, Scales 2-7; C, Winn 17-76, Legaux 11-27, McClung 1-3, Abernathy 1-(-3).

Passing — VT, Thomas 17-30-2-242; C, Legaux 19-42-1-376, Kay 1-1-16-0.

Receiving — VT, Davis 5-101, C, Fuller 4-80, Coleman 2-33, Martin 2-11, Malleck 2-6, Roberts 1-7, Holmes 1-4; C, Thompkins 7-134, Julian 4-89, Kelce 2-47, McClung 2-26, Winn 2-2, Abernathy 1-76, Mouhon 1-16, Milligan 1-2.



Game 6: Big Plays Doom Hokies at North Carolina



Virginia Tech

34



North Carolina

48

Kenan Stadium • Chapel Hill, N.C.
Oct. 6, 2012 • Attendance: 54,000

CHAPEL HILL, N.C. – Virginia Tech dropped to 3-3 on the season after coming up on the short end of a 48-34 shootout with the North Carolina Tar Heels in Chapel Hill. The last time the Hokies started .500 or less through its first six games was 1992 when it opened with a 2-3-1 record en route to a 2-8-1 season.

Both teams returned kickoffs for touchdowns and enjoyed success passing, but UNC's running game proved to be the difference with tailback Giovani Bernard rushing for 262 yards, an all-time high against the Hokies. Bernard's 62-yard touchdown burst on a 4th-and-1 play on the first play of the second quarter broke a 14-14 tie and gave the Tar Heels the lead for good.

Tech QB Logan Thomas had career highs of 49 passes, 26 completions and 354 passing yards. He also tossed a pair of scoring passes and ran for a score but it was not enough to overcome a 339-40 yard deficit in rushing.

Game Notes

- Sean Tapley's 94-yard kickoff return for a touchdown marked the first kickoff return for a TD against Tech since 1993 when Syracuse's Jeyson Wilson returned one 86 yards for a score against the Hokies. Tech had gone 237 consecutive games without allowing a touchdown on a kickoff, the longest active streak in the FBS.

- North Carolina's 48 points marked the most points allowed by Virginia Tech during an ACC game. The last time Tech gave up that many points in any game was at LSU in 2007, a 48-7 loss.

- Redshirt freshman Demetri Knowles returned a kickoff 93 yards for a touchdown, the third-longest KO return during the Frank Beamer era.

Final Statistics

| | | | | | | |
|----------------|----|----|----|---|---|----|
| Virginia Tech | 14 | 6 | 6 | 8 | — | 34 |
| North Carolina | 14 | 14 | 17 | 3 | — | 48 |

| | |
|-------------------|--|
| VT (12:55 re 1st) | - Thomas 13 run (Journell kick) |
| NC (12:41 re 1st) | - Tapley 94 kickoff return (Barth kick) |
| NC (4:41 re 1st) | - Renner 4 run (Barth kick) |
| VT (2:15 re 1st) | - Davis 49 pass from Thomas (Journell kick) |
| NC (14:53 re 2nd) | - Bernard 62 run (Barth kick) |
| VT (7:41 re 2nd) | - FG Journell 40 |
| NC (4:09 re 2nd) | - Blue 1 run (Barth kick) |
| VT (0:41 re 2nd) | - FG Journell 35 |
| NC (7:49 re 3rd) | - Tapley 19 pass from Renner (Barth kick) |
| VT (7:36 re 3rd) | - Knowles 93 kickoff return (pass failed) |
| NC (3:56 re 3rd) | - FG Barth 44 |
| NC (1:19 re 3rd) | - Blue 13 run (Barth kick) |
| VT (8:55 re 4th) | - C. Fuller 66 pass from Thomas (C. Fuller pass from Thomas) |
| NC (5:34 re 4th) | - FG Barth 40 |

| Team Stats | VT | NC |
|----------------|---------|---------|
| First downs | 22 | 27 |
| Rushing yds. | 25-40 | 45-339 |
| Passing yds. | 354 | 194 |
| Return yds. | 28 | 27 |
| Passes | 26-49-1 | 17-30-0 |
| Punts-avg. | 5-36.6 | 5-40.0 |
| Fumbles-lost | 2-1 | 1-1 |
| Penalties-yds. | 8-60 | 15-126 |
| Time of poss. | 30:33 | 29:27 |
| Sacks by | 1-9 | 1-11 |

Individual Totals

Rushing — VT, Thomas 7-20, Holmes 8-19, Scales 2-8, Davis 1-7, Coleman 6-5, Team 1-(-19); NC, Bernard 23-262, Blue 8-57, Williams 2-15, Renner 8-5, Morris 4-0.

Passing — VT, Thomas 26-49-1-354; NC, Renner 17-30-0-194.

Receiving — VT, Knowles 6-83, Coleman 6-4, C. Fuller 5-143, Davis 3-66, Malleck 2-26, Roberts 2-25, Holmes 1-6, Scales 1-1; NC, Davis 5-65, Highsmith 4-29, Bernard 3-10, Tapley 2-35, Ebron 2-35, Blue 1-2.

Game 7: Tech Responds From Big Early Deficit in Big Way



Duke

20



Virginia Tech

41

Lane Stadium/Worsham Field • Blacksburg, Va.
Oct. 13, 2012 • Attendance: 65,632

BLACKSBURG, Va. – After finding itself behind by 20 points just 12 minutes into the first quarter, Virginia Tech exploded for 41 unanswered points en route to a 41-20 Homecoming win over Duke at Lane Stadium/Worsham Field, marking the biggest comeback of the Frank Beamer era.

Tech out-gained the Blue Devils 433 yards to 179 over the final three periods on the way to 525 yards of total offense. The Hokies picked up 269 yards on the ground behind true freshman J.C. Coleman, who averaged 14.1 yards per carry as he racked up 183 yards on just 13 carries. Quarterback Logan Thomas had 50 yards rushing to complement his 14-for-23 passing day that produced 256 yards and a pair of touchdowns.

Duke, which was riding a four-game winning streak, picked up just 22 yards on the ground, but finished with 329 overall thanks to 307 yards through the air.

Game Notes

- The win was the biggest comeback under Beamer. The previous best was a comeback from a 17-point deficit at NC State in 2010.

- Tech gave up an interception for a touchdown for the first time since 2007 when Aqib Talib of Kansas had a pick for a score against the Hokies in the Orange Bowl.

- Redshirt sophomore Brent Benedict made his first collegiate start in the game, opening at right guard for the Hokies.

- The 20 first-quarter points by Duke were the second-most allowed under Beamer in the first period of a game. The highest total is 21 by Georgia Tech in 2006.

Final Statistics

| | | | | | | |
|---------------|----|----|----|---|---|----|
| Duke | 20 | 0 | 0 | 0 | — | 20 |
| Virginia Tech | 7 | 10 | 17 | 7 | — | 41 |

| | |
|-------------------|--|
| DU (12:16 re 1st) | - Crowder 62 pass from Renfree (Martin kick) |
| DU (7:31 re 1st) | - FG Martin 40 |
| DU (4:05 re 1st) | - FG Martin 28 |
| DU (3:12 re 1st) | - Byas 20 interception return (Martin kick) |
| VT (0:41 re 1st) | - Scales 4 run (Journell kick) |
| VT (2:15 re 2nd) | - FG Journell 37 |
| VT (0:19 re 2nd) | - Davis 42 pass from Thomas (Journell kick) |
| VT (13:03 re 3rd) | - Coleman 45 run (Journell kick) |
| VT (6:55 re 3rd) | - Davis 47 pass from Thomas (Journell kick) |
| VT (1:50 re 3rd) | - FG Journell 41 |
| VT (9:20 re 4th) | - Coleman 86 run (Journell kick) |

| Team Stats | DU | VT | Individual Totals |
|----------------|---------|---------|--|
| First downs | 20 | 19 | Rushing — DU, Thompson 5-15, Duncan 5-15, Powell 2-13, Snead 5-10, Connette 2-4, Boone 2-1, Team 2-(-6), Renfree 6-(-30); VT, Coleman 13-183, Thomas 11-50, Gregory 8-33, Holmes 2-9, Roberts 1-1, Scales 2-0, Team 2-(-7). |
| Rushing yds. | 29-22 | 39-269 | Passing — DU, Renfree 20-33-1-235, Boone 5-9-1-72; VT, Thomas 14-23-1-256. |
| Passing yds. | 307 | 256 | Receiving — DU, Crowder 8-127, Vernon 4-70, Scott 4-57, Blakeney 3-23, Thompson 2-12, Reeves 2-10, Duncan 2-8; VT, Davis 5-144, Roberts 5-31, Dunn 2-48, Malleck 1-30, Coleman 1-3. |
| Return yds. | 34 | 57 | |
| Passes | 25-42-2 | 14-23-1 | |
| Punts-avg. | 4-46.8 | 4-40.5 | |
| Fumbles-lost | 3-2 | 2-0 | |
| Penalties-yds. | 8-50 | 8-86 | |
| Time of poss. | 30:36 | 29:24 | |
| Sacks by | 3-13 | 5-38 | |

**Game 8: Clemson Pulls Away From Hokies In Second Half****Virginia Tech****17****No. 14 Clemson****38**

Clemson Memorial Stadium • Clemson, S.C.
Oct. 20, 2012 • Attendance: 81,500

CLEMSON, S.C. – Virginia Tech piled up 406 yards of offense to give No. 14-ranked Clemson a scare, but in the end, the Hokies could never overcome their own miscues in a 38-17 loss to the Tigers.

Tech committed four turnovers in the loss, including three interceptions – one of which was returned for a touchdown. After falling behind 7-3 in the first quarter, Clemson began six of its last 11 possessions in Tech territory, scoring touchdowns on three of those six possessions.

The Hokies rushed for 199 yards and passed for 207, while Clemson was held to 295 yards, its lowest total of the season, and well under its average of 525.8 yards per game.

Tiger quarterback Tajh Boyd made the most of those yards, running for two TDs and passing for another.

Corey Fuller led the Hokies with 96 yards receiving, including a 29-yard score in the first quarter to get the Hokies on the board.

Game Notes

- Tech quarterback Logan Thomas rushed for a career-high 99 yards and scored on a 19-yard run. The touchdown moved Thomas into a tie with Michael Vick for third place in career rushing TDs by a Tech quarterback with 16.
- The Hokies posted five sacks against the Tigers. Clemson had given up a combined total of 10 sacks through its first six games of the season.
- Cody Journell extended his streak of consecutive field goals made to 10 with a 40-yarder. He is 4-for-4 from 40 yards or more during the streak.
- Redshirt freshman safety Michael Cole intercepted his second pass of the season.
- Ronny Vandyke made his first collegiate start, coming at the outside linebacker spot.

Final Statistics

| | | | | | | |
|---------------|---|----|----|---|---|----|
| Virginia Tech | 7 | 3 | 0 | 7 | — | 17 |
| Clemson | 3 | 14 | 14 | 7 | — | 38 |

| | |
|-------------------|---|
| VT (10:28 re 1st) | - C. Fuller 29 pass from Thomas (Journell kick) |
| C (0:00 re 1st) | - FG Catanzaro 27 |
| C (9:29 re 2nd) | - Boyd 1 run (Catanzaro kick) |
| C (3:46 re 2nd) | - Meeks 74 interception return (Catanzaro kick) |
| VT (0:03 re 2nd) | - FG Journell 40 |
| C (4:30 re 3rd) | - Ellington 12 run (Catanzaro kick) |
| C (0:50 re 3rd) | - Hopkins 37 pass from Boyd (Catanzaro kick) |
| VT (9:52 re 4th) | - Thomas 19 run (Journell kick) |
| C (1:33 re 4th) | - Boyd 1 run (Catanzaro kick) |

| Team Stats | VT | CU |
|----------------|---------|---------|
| First downs | 23 | 15 |
| Rushing yds. | 49-199 | 45-135 |
| Passing yds. | 207 | 160 |
| Return yds. | -2 | 121 |
| Passes | 15-29-3 | 12-21-1 |
| Punts-avg. | 5-34.2 | 7-33.4 |
| Fumbles-lost | 4-1 | 2-0 |
| Penalties-yds. | 3-21 | 4-39 |
| Time of poss. | 33:57 | 26:03 |
| Sacks by | 5-48 | 2-9 |

| Individual Totals |
|---|
| Rushing — VT, Thomas 21-99, Gregory 5-29, Scales 4-27, Coleman 12-19, Holmes 5-18, Roberts 1-17, Knowles 1-(-10); C, Ellington 19-96, Boyd 20-27, Howard 1-11, McDowell 2-2, Watkins 3-(-1). |
| Passing — VT, Thomas 15-28-2-207, Davis 0-1-1-0; C, Boyd 12-21-1-160. |
| Receiving — VT, Davis 6-58, C. Fuller 4-96, Roberts 2-46, Holmes 1-6, Knowles 1-4, Coleman 1-(-3); C, Watkins 8-84, Hopkins 3-68, Ellington 1-8. |

Game 9: Mistakes Cost Hokies in Loss at Miami**Virginia Tech****12****Miami****30**

Sun Life Stadium • Miami Gardens, Fla.
Nov. 1, 2012 • Attendance: 37,219

MIAMI GARDENS, Fla. – Virginia Tech's road woes continued with a 30-12 loss at ACC Coastal Division foe Miami in a Thursday night ESPN contest. The loss was the seventh-straight for the Hokies away from Blacksburg.

Tech lost the game despite controlling the football for over 35 minutes and holding the Hurricanes to just one successful third-down conversion on 12 attempts. The Hokies squandered scoring opportunities with an interception at the Miami 20 on its opening drive and a fumble at the UM 3 early in the third period.

A blocked punt set up Miami's first touchdown at the Tech 16. Following a Cody Journell field goal that cut the lead to 7-3, an 81-yard kickoff return by Miami's Duke Johnson led to another quick touchdown and a lead the Hurricanes would never lose.

Quarterback Logan Thomas' 73-yard run in the second quarter produced the Hokies' only TD. Tech trailed 20-12 at halftime, but was held scoreless in the second half.

Game Notes

- Virginia Tech lost its seventh consecutive game away from Lane Stadium, marking its longest road losing streak since 1987-88 when the Hokies' lost nine straight games away from Blacksburg.
- Quarterback Logan Thomas posted a career-high 124 yards rushing in the loss. His 22 rushing carries were the most by a Tech quarterback since Bryan Randall had 25 in a loss at Miami during the 2002 season.
- Thomas' 73-yard touchdown run was the eighth-longest by a Tech quarterback since 1954, and longest since 2003 when Bryan Randall scored on a 75-yard jaunt against Syracuse.
- Cody Journell extended his streak of consecutive field goals made to 12 before missing a career-long 47-yard attempt in the third quarter.

Final Statistics

| | | | | | | |
|---------------|----|---|---|----|---|----|
| Virginia Tech | 3 | 9 | 0 | 0 | — | 12 |
| Miami | 14 | 6 | 0 | 10 | — | 30 |

| | |
|-------------------|--|
| UM (8:33 re 1st) | - Hurns 16 pass from Morris (Wieclaw kick) |
| VT (2:14 re 1st) | - FG Journell 22 |
| UM (1:15 re 1st) | - James 16 pass from Morris (Wieclaw kick) |
| VT (10:39 re 2nd) | - Thomas 73 run (Journell kick) |
| UM (9:08 re 2nd) | - FG Wieclaw 22 |
| UM (3:28 re 2nd) | - FG Wieclaw 31 |
| VT (0:00 re 2nd) | - FG Journell 20 |
| UM (7:38 re 4th) | - Johnson 7 run (Wieclaw kick) |
| UM (2:54 re 4th) | - FG Wieclaw 37 |

| Team Stats | VT | UM |
|----------------|---------|---------|
| First downs | 24 | 15 |
| Rushing yds. | 45-222 | 28-157 |
| Passing yds. | 199 | 190 |
| Return yds. | 26 | 40 |
| Passes | 19-37-2 | 14-30-0 |
| Punts-avg. | 5-39.6 | 7-43.9 |
| Fumbles-lost | 2-1 | 0-0 |
| Penalties-yds. | 2-20 | 8-55 |
| Time of poss. | 34:21 | 25:39 |
| Sacks by | 0-0 | 1-8 |

| Individual Totals |
|---|
| Rushing — VT, Thomas 22-124, Gregory 10-50, Holmes 8-25, Coleman 5-23; UM, Johnson 11-100, James 15-50, Morris 2-7. |
| Passing — VT, Thomas 19-37-2-199; UM, Morris 13-28-0-170, Crawford 0-1-0-0, Dorsett 1-1-0-20. |
| Receiving — VT, Malleck 4-58, Roberts 4-47, C. Fuller 4-44, Davis 3-43, Knowles 1-6, Gregory 1-4, Coleman 1-2, Dunn 1-(-5); UM, Scott 3-50, Walford 2-56, Dorsett 2-27, Hurns 2-21, Johnson 2-(-1), Morris 1-20, James 1-16, Hagens 1-1. |

**Game 10: Last-Minute Score Spoils Hokies' Upset Bid****No. 8 Florida State****28****Virginia Tech****22**

Lane Stadium/Worsham Field • Blacksburg, Va.

Nov. 8, 2012 • Attendance: 65,632

BLACKSBURG, Va. – No. 8

Florida State drove 68 yards for the go-ahead touchdown with 40 seconds remaining, then intercepted a Virginia Tech pass at the Seminole 33-yard line with 27 seconds left to hand the Hokies a heartbreaking 28-22 loss at Lane Stadium.

Tech took a 22-20 lead on a 21-yard Cody Journell field goal at the 2:19 mark but just couldn't hold FSU off in the final two minutes. Overall, the Hokies' defense held the Seminoles to minus-15 yards on the ground and the Tech offense out-gained the visitors 385-311. Ten Tech players contributed to a total of 12 tackles for loss.

Quarterback Logan Thomas ran for a touchdown and passed for a TD. He connected with Corey Fuller on seven passes for 124 yards. He hit on 19 of 34 passes but also suffered a pair of interceptions.

The loss saddled Tech with its third consecutive loss and second last-minute defeat of the season.

Game Notes

- Senior wide receiver Corey Fuller posted a career-best seven catches during the game. His 124 yards made him the first player to reach 100 yards in receiving against Florida State this season.

- Tech held the Seminoles to minus-15 yards rushing, the fewest rushing yards for FSU since at least 1973. The total equalled the third-fewest rushing yards allowed under Coach Frank Beamer. Virginia Tech posted 12 TFLs and five sacks in the game.

- True freshman Donovan Riley collected his first collegiate interception, picking off a first-quarter Florida State pass at the Seminoles' 1-yard line.

- The loss snapped a seven-game home winning streak by the Hokies.

Final Statistics

| | | | | | | |
|---------------|---|----|---|---|---|----|
| Florida State | 3 | 10 | 7 | 8 | — | 28 |
| Virginia Tech | 3 | 7 | 7 | 5 | — | 22 |

| | |
|-------------------|---|
| FS (10:47 re 1st) | - FG Hopkins 52 |
| VT (7:29 re 1st) | - FG Journell 35 |
| FS (14:56 re 2nd) | - FG Hopkins 45 |
| VT (2:49 re 2nd) | - C. Fuller 4 pass from Thomas (Journell kick) |
| FS (0:48 re 2nd) | - Greene 25 pass from Manuel (Hopkins kick) |
| FS (6:53 re 3rd) | - Dent 10 pass from Manuel (Hopkins kick) |
| VT (2:54 re 3rd) | - Thomas 5 run (Journell kick) |
| VT (6:59 re 4th) | - Team safety |
| VT (2:19 re 4th) | - FG Journell 21 |
| FS (0:40 re 4th) | - Greene 39 pass from Manuel (O'Leary pass from Manuel) |

| Team Stats | FS | VT |
|----------------|---------|---------|
| First downs | 21 | 16 |
| Rushing yds. | -15 | 87 |
| Passing yds. | 326 | 298 |
| Return yds. | 0 | 15 |
| Passes | 25-42-1 | 19-34-2 |
| Punts-avg. | 6-36.0 | 6-44.5 |
| Fumbles-lost | 3-1 | 3-1 |
| Penalties-yds. | 5-26 | 6-62 |
| Time of poss. | 28:31 | 31:29 |
| Sacks by | 2-16 | 5-44 |

Individual Totals

Rushing — FS, Pryor 5-22, Wilder, Jr. 4-10, Team 1-(-2), Freeman 7-(-5), Manuel 8-(-40); VT, Coleman 16-41, Gregory 8-19, Thomas 10-13, C. Fuller 1-10, Knowles 1-4.

Passing — FS, Manuel 25-42-1-326; VT, Thomas 19-34-2-298.

Receiving — FS, Greene 6-125, Smith 5-23, Dent 4-73, Wilder, Jr. 3-21, Benjamin 2-29, Shaw 2-24, Freeman 2-15, O'Leary 1-16; VT, C. Fuller 7-124, Gregory 3-33, Davis 2-68, Knowles 2-43, Coleman 2-16, Phillips 2-3, Roberts 1-11.

Game 11: Tech Escapes Chestnut Hill With OT Win**Virginia Tech****30****Boston College****OT 23**

Alumni Stadium • Chestnut Hill, Mass.

Nov. 17, 2012 • Attendance: 34,266

CHESTNUT HILL, Mass. – Former

high school teammates Marcus Davis and Randall Dunn were key contributors as Virginia Tech snapped a three-game losing streak and kept its bowl hopes alive with a 30-23 overtime win at Boston College.

Davis caught a touchdown pass to give Tech a lead in the third quarter, then hauled in a crucial over-the-shoulder grab on a game-tying drive in the final two minutes of regulation play. Dunn made a leaping reception in the end zone during overtime to provide the winning margin.

Tech drove 62 yards on 10 plays to tie the game on a 41-yard field goal by Cody Journell with 1:05 remaining in the game. Dunn's catch came on a third-and-four play at the BC 7. The Hokies' defense then held the Eagles out of the end zone, capped by a fourth-down stop by Alonzo Tweedy, to finalize the win.

Davis, who didn't play in the first half, finished the contest with five catches for 104 yards and a score.

Game Notes

- Tech head coach Frank Beamer moved into sole possession of seventh place in all-time wins among FBS coaches with the victory.

- The win not only snapped a three-game overall losing streak, it also ended a string of seven consecutive losses on the road for the Hokies, dating back to a win at Virginia last season.

- Three offensive players - Kevin Asante, Randall Dunn and Demetri Knowles - earned their first career starts.

- Tech had a season-high 7.0 sacks in the win, led by two apiece from Bruce Taylor and Alonzo Tweedy.

- Kicker Cody Journell tied personal bests for points (12), field goals made (3) and longest field goal made (42 yds.) during the victory.

Final Statistics

| | | | | | | | |
|----------------|---|----|----|----|---|---|----|
| Virginia Tech | 3 | 0 | 14 | 6 | 7 | — | 30 |
| Boston College | 3 | 10 | 0 | 10 | 0 | — | 23 |

| | |
|-------------------|---|
| BC (8:17 re 1st) | - FG Freese 36 |
| VT (3:25 re 1st) | - FG Journell 26 |
| BC (13:30 re 2nd) | - Amidon 2 pass from Rettig (Freese kick) |
| BC (0:04 re 2nd) | - FG Freese 35 |
| VT (11:35 re 3rd) | - Thomas 1 run (Journell kick) |
| VT (1:12 re 3rd) | - Davis 37 pass from Thomas (Journell kick) |
| BC (11:18 re 4th) | - FG Freese 42 |
| VT (6:14 re 4th) | - FG Journell 42 |
| BC (4:11 re 4th) | - Dudeck 12 run (Freese kick) |
| VT (1:05 re 4th) | - FG Journell 41 |
| VT (OT) | - Dunn 7 pass from Thomas (Journell kick) |

| Team Stats | VT | BC |
|----------------|---------|---------|
| First downs | 18 | 20 |
| Rushing yds. | 48-154 | 45-162 |
| Passing yds. | 247 | 129 |
| Return yds. | 32 | 57 |
| Passes | 16-33-0 | 13-30-1 |
| Punts-avg. | 7-39.6 | 7-38.3 |
| Fumbles-lost | 3-0 | 0-0 |
| Penalties-yds. | 8-67 | 4-40 |
| Time of poss. | 30:04 | 29:56 |
| Sacks by | 7-39 | 0-0 |

Individual Totals

Rushing — VT, Gregory 14-69, Coleman 12-48, Scales 7-27, Thomas 13-7, Knowles 1-6, Roberts 1-(-3); BC, Finch 26-133, Dudeck 8-38, Amidon 1-18, Team 1-(-2), Rettig 9-(-25).

Passing — VT, Thomas 16-33-0-247; BC, Rettig 13-30-1-129.

Receiving — VT, Davis 5-104, C. Fuller 2-72, Malleck 2-16, Roberts 2-11, Knowles 2-6, Asante 1-17, Coleman 1-14, Dunn 1-7; BC, Finch 5-53, Pantale 4-36, Amidon 2-18, Coleman 1-15, Dudeck 1-7.



cont'd from page 1

- Virginia Tech gained possession of the Cup first by defeating arch-rival Virginia, 27-9, at Lane Stadium/Worsham Field in 1996.

MORE ON TECH-UVa

- This year's senior class is 3-0 against Virginia and with a win, the Hokies would have a nine-game winning streak against the Cavs, adding on to the longest winning streak all-time for the Hokies in the series. Virginia's longest winning streak in the series is eight games (1895-1904).

- The Hokies have actually fared better on the road than at home over the past 10 seasons against the Cavaliers. In the five games at Scott Stadium since 2002, the Hokies averaged 37.2 points per game, while in five games at Lane Stadium since 2002, Tech averaged just 23.2 points per game.

- The 1998 game marked the 80th meeting between Virginia Tech and Virginia. That made the UVa series the longest-standing football series in Tech history, surpassing the 79-game VMI-Virginia Tech series, which ended in 1984.

- Virginia Tech has outrushed Virginia in 32 of their last 40 meetings, while the Cavaliers have posted more passing yards than the Hokies in 14 of the last 28 games in the series.

- In the past six games, the score at halftime has usually been pretty close, but each of those games saw the Hokies pull away for the win.

| Year | Halftime | Final |
|------|----------------|---------------|
| 2011 | VT leads 14-0 | VT wins 38-0 |
| 2010 | VT leads 17-0 | VT wins 37-7 |
| 2009 | VT leads 14-13 | VT wins 42-13 |
| 2008 | UVa leads 14-7 | VT wins 17-14 |
| 2007 | VT leads 20-14 | VT wins 33-21 |
| 2006 | VT leads 7-0 | VT wins 17-0 |

RECENTLY IN THE SERIES

- Last year, David Wilson had 153 yards rushing and two touchdowns, and Logan Thomas passed for two more scores as the Hokies blanked UVa 38-0 on the road to clinch the ACC Coastal Division. It marked the first time since 2006 - and the 16th time in the long-running series - that Virginia Tech had shut out the Cavaliers.

- In 2010, Wilson had a 20-yard touchdown catch and a 2-yard scoring run and Ryan Williams added two rushing scores as the Hokies won at home.

- In 2009, Williams ran for 183 yards and four touchdowns in the win as the Hokies scores 28 points in the second half to pull away.

- In 2008, UVa led 14-7 at the half behind converted quarterback Vic Hall, who had two rushing touchdowns. But Tech scored on a

The Series vs. Virginia

Tech leads 51-37-5

| | | | | | | | | | | | | | | |
|------|----|--------|------|----|--------|------|----|--------|------|----|--------|------|----|--------|
| 1895 | aL | 0- 38 | 1932 | hW | 13- 0 | 1952 | nL | 0- 42 | 1974 | aL | 27- 28 | 1993 | aW | 20- 17 |
| 1896 | aL | 0- 44 | 1933 | aT | 6- 6 | 1953 | aW | 20- 6 | 1975 | hW | 24- 17 | 1994 | hL | 23- 42 |
| 1899 | aL | 0- 28 | 1934 | hW | 19- 6 | 1954 | nW | 6- 0 | 1976 | aW | 14- 10 | 1995 | aW | 36- 29 |
| 1900 | aL | 5- 17 | 1935 | aT | 0- 0 | 1955 | nW | 17- 13 | 1977 | hT | 14- 14 | 1996 | hW | 26- 9 |
| 1901 | hL | 0- 16 | 1936 | hW | 7- 6 | 1956 | nW | 14- 7 | 1978 | aL | 7- 17 | 1997 | aL | 20- 34 |
| 1902 | aL | 0- 6 | 1937 | aW | 14- 7 | 1957 | nL | 7- 38 | 1979 | aL | 18- 20 | 1998 | hL | 32- 36 |
| 1903 | nL | 0- 21 | 1938 | hL | 6- 14 | 1958 | nW | 22- 13 | 1980 | hW | 30- 0 | 1999 | aW | 31- 7 |
| 1904 | nL | 0- 5 | 1939 | aW | 13- 0 | 1959 | nW | 40- 14 | 1981 | aW | 20- 3 | 2000 | hW | 42- 21 |
| 1905 | aW | 11- 0 | 1940 | nW | 6- 0 | 1960 | nW | 40- 6 | 1982 | hW | 21- 14 | 2001 | aW | 31- 17 |
| 1923 | aW | 6- 3 | 1941 | nL | 0- 34 | 1961 | nW | 20- 0 | 1983 | aW | 48- 0 | 2002 | hW | 21- 9 |
| 1924 | hL | 0- 6 | 1942 | nW | 20- 14 | 1962 | nW | 20- 15 | 1984 | hL | 23- 26 | 2003 | aL | 35- 21 |
| 1925 | aL | 0- 10 | 1945 | nL | 13- 31 | 1963 | nW | 10- 0 | 1985 | aW | 28- 10 | 2004 | hW | 24- 10 |
| 1926 | hW | 6- 0 | 1946 | nT | 21- 21 | 1964 | aL | 17- 20 | 1986 | hW | 42- 10 | 2005 | aW | 52- 14 |
| 1927 | aL | 0- 7 | 1947 | nL | 7- 41 | 1965 | hW | 22- 14 | 1987 | aL | 13- 14 | 2006 | hW | 17- 0 |
| 1928 | hW | 20- 0 | 1948 | nL | 0- 28 | 1966 | aW | 24- 7 | 1988 | hL | 10- 16 | 2007 | aW | 33- 21 |
| 1929 | aW | 32- 12 | 1949 | nL | 0- 26 | 1970 | hL | 0- 7 | 1989 | aL | 25- 32 | 2008 | hW | 17- 14 |
| 1930 | hW | 34- 13 | 1950 | nL | 6- 45 | 1971 | aW | 6- 0 | 1990 | hW | 38- 13 | 2009 | aW | 42- 13 |
| 1931 | aT | 0- 0 | 1951 | nL | 0- 33 | 1972 | aL | 20- 24 | 1991 | aL | 0- 38 | 2010 | hW | 37- 7 |
| | | | | | | 1973 | hW | 27- 15 | 1992 | hL | 38- 41 | 2011 | aW | 38- 0 |

Greg Boone rushing touchdown in the third quarter and Dustin Keys won it with a 28-yard field goal with 6:37 left. Tech quarterback Tyrod Taylor had 137 yards rushing (including a 73-yard run in the third quarter) and 137 yards passing.

- In the 2007 win by Tech, Branden Ore had 147 yards rushing, while Eddie Royal had 147 yards receiving.

- The 17-0 shutout of the Cavaliers in 2006 was the first in the series by either team since UVa blanked Tech 38-0 in 1991.

- Tech's 52 points scored in the 2005 game were the most scored by either team ever in the series. It marked the first time since 2002 that the Hokies had two 100-yard rushers in a game. Branden Ore ran for 115 yards on 15 carries against the Cavaliers, while senior starter Cedric Humes added 113 yards on 17 attempts. It marked the 28th time since 1962 that a pair of Tech backs had accomplished the feat and the fourth time it was done against Virginia.

- In 2004's game, the 0-0 halftime tie was the first game Virginia Tech had played where

neither team scored in the first half since a 1990 game at Georgia Tech.

BY THE NUMBERS

Games: 93

Overall Record: 51-37-5 (57.5%)

Conference Record: 16-3-3 (79.5%)

At Blacksburg Home: 20-9-1 (68.3%)

At Lane Stadium: 14-6-1 (69%)

Under Frank Beamer: 16-9 (64%)

SERIES STATS

Televised Games: 17-5 (77.3%)

RECORD WHEN:

VT Ranked: 16-3 (84.2%)

UVa Ranked: 8-5 (61.5%)

Both Teams Ranked: 7-2 (77.8%)

VT Ranked Higher: 14-2 (87.5%)

UVa Ranked Higher: 3-4 (42.9%)

Series Superlatives

| | |
|-----------------------------------|---------------------------------------|
| Biggest VT Win | 48.....1983; 48-0 |
| Biggest UVa Win | 44.....1896; 44-0 |
| Biggest VT Win @ Blacksburg | 32.....1986; 42-10 |
| Biggest UVa Win @ Blacksburg | 19.....1994; 42-23 |
| Biggest VT Win @ Charlottesville | 48.....1983; 48-0 |
| Biggest UVa Win @ Charlottesville | 44.....1896; 44-0 |
| Closest VT Win | 11936; 7-6 |
| Closest UVa Win | 11974 (28-27); 1987 (14-13) |
| Closest VT Win @ Blacksburg | 11936; 7-6 |
| Closest UVa Win @ Blacksburg | 31992 (41-38); 1984 (26-23) |
| Closest VT Win @ Charlottesville | 31923 (6-3); 1993 (20-17) |
| Closest UVa Win @ Charlottesville | 11974 (28-27); 1987 (14-13) |
| Biggest VT Comeback Win | 15.....1995; trailed 29-14; won 36-29 |
| Biggest UVa Comeback Win | 22.....1998; trailed 29-7; won 36-32 |
| Most Points Scored by VT | 52.....2005; W, 52-14 |
| Most Points Scored by UVa | 45.....1950; W, 45-6 |
| Most Points Combined | 79.....1992; UVa, 41-38 |



THOMAS THE TANK

• Quarterback **Logan Thomas** may be the tallest starting signal caller in school history, but he certainly had some shoes to fill in replacing four-year starter and 2010 ACC Player of the Year Tyrod Taylor last season. All Taylor did in four years was lead Tech to three ACC titles, set a school record for wins by a quarterback (34), as well as marks in total offense, passing yards and many more.

• Thomas showed last year he was more than up for the task, breaking Taylor's school record for total offense in a season with 3,482 yards. He also became just the second quarterback in school history to pass for over 3,000 yards in a season and tied the school mark for rushing touchdowns in a season by a quarterback with 11.

• After a breakout 2011 in which he earned second-team All-ACC honors, the 6-6, 254-pounder who wears a size 16 or 17 shoe depending on the make (17 cleat; 16 regular

shoe), is poised to pick up where he left off last season.

• The redshirt junior was recruited as a tight end, but was moved to quarterback just before his first preseason camp and began the process of being groomed for this season.

• Thomas was a standout basketball player at Brookville High and received scholarship offers to play basketball at JMU, Duquesne, Liberty, Akron, Richmond and Tulane but he decided to focus on football. He's also an avid golfer who likes to hit the links whenever he has free time.

• He completed 23 of 25 passes for 310 yards and three scores along with two rushing scores to lead the Hokies back to the win over Miami last year. His completion percentage of 92 percent in that game is a single-game record under head coach Frank Beamer (min. 20 attempts).

• For his career, he has thrown for 5,774 yards and 35 touchdowns, completing 56.3

percent of his passes, and has rushed for 19 more touchdowns.

NEW FACES IN THE BACKFIELD

• While the Tech offense lost Ryan Williams and Darren Evans (2010) and David Wilson (2011) to the NFL over the past two years, the Hokies still boast a talented arsenal under running backs coach **Shane Beamer**.

• True freshman **J.C. Coleman**, at only 5-8, entered Tech in January after graduating early and reaped the benefits of a spring practice. He took over as Tech's starting tailback midway through the season and leads the tailbacks with 450 yards rushing and has two rushing scores. He also has 16 receptions for 93 yards and a score and averages 21.8 yards per kick return.

• **Tony Gregory** is perhaps the fastest of all the backs when healthy, but he is returning after having a second surgery to repair an ACL injury. He has 61 carries for 296 yards and a touchdown this year, but has seen his role

2012 STARTERS GAME BY GAME

| Offense | FL | LT | LG | C | RG | RT | TE | QB | FB | TB | SE |
|----------------|-----------|------------|------------|----------|----------|---------|-----------------|-----------|----------------|---------|---------|
| Georgia Tech | Davis | Becton | Wang | Miller | Via | Painter | Malleck | Thomas | Phillips | Holmes | Roberts |
| Austin Peay | Davis | Becton | Wang | Miller | Via | Painter | Malleck | Thomas | Gregory (TB) | Coleman | Roberts |
| Pittsburgh | Davis | Becton | Wang | Miller | Via | Painter | Martin | Thomas | C. Fuller (WR) | Holmes | Roberts |
| Bowling Green | Roberts | Becton | Arkema | Miller | Via | Painter | Martin | Thomas | C. Fuller (WR) | Holmes | Davis |
| Cincinnati | Roberts | Becton | Arkema | Miller | Via | Painter | Martin | Thomas | Phillips | Holmes | Davis |
| North Carolina | Roberts | Becton | Wang | Miller | Via | Painter | Martin | Thomas | C. Fuller (WR) | Holmes | Davis |
| Duke | Roberts | Becton | Via | Miller | Benedict | Painter | Malleck | Thomas | Gregory (TB) | Coleman | Davis |
| Clemson | Roberts | Becton | Wang | Via | Benedict | Painter | Malleck | Thomas | C. Fuller (WR) | Coleman | Davis |
| Miami | Roberts | Becton | Wang | Farris | Benedict | Painter | Malleck | Thomas | C. Fuller (WR) | Coleman | Davis |
| Florida State | Roberts | Becton | Wang | Farris | Benedict | Painter | Malleck | Thomas | Phillips | Coleman | Davis |
| Boston College | C. Fuller | Becton | Wang | Farris | Benedict | Painter | Dunn | Thomas | Asante (WR) | Coleman | Knowles |
| Virginia | | | | | | | | | | | |
| Defense | DE | DT | DT | DE | ILB | ILB | WHIP | CB | ROVER | FS | CB |
| Georgia Tech | Wilson | D. Hopkins | Maddy | Marshall | Taylor | Tyler | Gouveia-Winslow | K. Fuller | Jarrett | Bonner | Exum |
| Austin Peay | Gayle | D. Hopkins | Maddy | Collins | Williams | Tyler | Gouveia-Winslow | K. Fuller | Jarrett | Bonner | Exum |
| Pittsburgh | Gayle | D. Hopkins | Maddy | Collins | Taylor | Tyler | Gouveia-Winslow | K. Fuller | Jarrett | Bonner | Exum |
| Bowling Green | Gayle | D. Hopkins | Maddy | Collins | Taylor | Tyler | Gouveia-Winslow | K. Fuller | Jarrett | Bonner | Exum |
| Cincinnati | Gayle | D. Hopkins | Maddy | Collins | Taylor | Tyler | Cole (NB) | K. Fuller | Jarrett | Bonner | Exum |
| North Carolina | Gayle | D. Hopkins | A. Hopkins | Collins | Taylor | Tyler | Cole (NB) | K. Fuller | Jarrett | Bonner | Exum |
| Duke | Gayle | D. Hopkins | A. Hopkins | Collins | Taylor | Tyler | Cole (NB) | K. Fuller | Jarrett | Bonner | Exum |
| Clemson | Gayle | D. Hopkins | Maddy | Collins | Taylor | Tyler | Vandyke | K. Fuller | Jarrett | Bonner | Exum |
| Miami | Gayle | D. Hopkins | Maddy | Marshall | Taylor | Tyler | Vandyke | K. Fuller | Jarrett | Bonner | Exum |
| Florida State | Gayle | D. Hopkins | A. Hopkins | Wilson | Taylor | Tyler | Cole (NB) | K. Fuller | Jarrett | Bonner | Exum |
| Boston College | Gayle | D. Hopkins | A. Hopkins | Marshall | Taylor | Tyler | Tweedy | K. Fuller | Jarrett | Bonner | Exum |
| Virginia | | | | | | | | | | | |



increase of late, leading Tech in rushing at Boston College with a career-high 69 yards on 14 carries.

- **Martin Scales**, who can play tailback or fullback, brings a bruising running style to the position and could see action in short-yardage situations. He came up big late in the game and in overtime in Tech's win at Boston College, picking up several tough yards to help propel Tech to the victory.

- **Michael Holmes** is a redshirt freshman who coaches believe has a bright future for the Hokies. After redshirting last year, the Harrisonburg, Va., product put together a good spring session and preseason to earn the starting nod early on. He has 69 carries for 282 yards and four touchdowns this year.

A REWARD FOR GOOD GRADES

- The Tech football team eats its meals in order of grade-point average range. Those players who have graduated, as well as those players who maintain the highest grade-point average, eat all team meals first. Coach Beamer invites each player to eat, calling out his name and his GPA range, starting with the highest.

THE LEADER OF THE D-LINE

- Junior defensive end **James Gayle** had a breakout season at his defensive end position, earning All-ACC honors. He had 38 tackles, including 12.5 tackles for loss and seven sacks, along with 20 quarterback hurries last year. This year, he has 37 tackles, including 9.5 for loss and five sacks.

- A physical monster, the 260-pound Hampton, Va., product posted a position-record 39.5-inch vertical and a 4.44 40-time this past offseason.

- Gayle didn't seriously take up the sport of football until his sophomore year at Bethel High in Hampton. And he didn't play that season because of a hamstring injury.

RUSHING = OUTCOME?

- Under head coach **Frank Beamer** (320 games), the Hokies are 186-38-2 when outrushing their opponents, 27-66 when being outrushed and 1-0 when the rushing total is even.

- In Tech's current 19-year bowl run (since 1993), Tech is 166-23 when outrushing its opponents, 23-41 when being outrushed and 1-0 when the rushing total is even.

- In its current 19-year bowl run (since 1993), Tech is 110-8 when rushing for 200 yards or more.

- Since the start of the 1999 season, Tech is 121-16 when outrushing its opponent and 16-29 when being outrushed.

- But his late start hasn't hurt because of the good genes passed down to him. Gayle's dad, Jimmy, played running back at Ohio State from 1979-82, and was named the 1981 Liberty Bowl most outstanding player.

- His uncle, Shaun Gayle, played 12 seasons in the NFL (1984-95) and was a member of the Chicago Bears squad that won Super Bowl XX in 1985. He also owns the distinction of returning the shortest punt for a touchdown in NFL history, when he returned a punt 5 yards for a touchdown against the New York Giants in a 1985 divisional playoff victory.

A FAMILY ATMOSPHERE

- Defensive tackles **Antoine** and **Derrick Hopkins** are just two of numerous Hokies on the roster to have family ties to the Tech football program.

- Redshirt seniors **Vinston Painter** and **Randall Dunn** are cousins as are redshirt junior **Logan Thomas** and redshirt sophomore **Zack McCray**.

- Linebacker **Tariq Edwards** is the son of former Hokie football player Bo Campbell, who lettered from 1989-92. **George George III** is a walk-on whose father, George, was on the Tech team in the 1970s.

- Freshman **Alston Smith** is the son of former Hokie and NFL Hall of Famer Bruce Smith, while **Martin Scales** is the cousin of former Hokies Orion and Cam Martin.

- There are seven players on the team with brothers who either are playing or did play at Virginia Tech. The **Hopkins Brothers (Antoine and Derrick)** started up front along the defensive line the first five games last year until Antoine was hurt. **David Wang** is the younger brother of former offensive tackle Ed Wang and redshirt sophomore lineman **Mark Shuman** is the younger brother of former starting center and current weight room assistant director Ryan Shuman. Additionally, redshirt freshman **Ronny Vandyke** is joined on the team this year by his brother, **Devin Vandyke**.

- **Kyle Fuller** is a junior defensive back who started last year for the Hokies. He is joined on the team by his brother, **Corey Fuller**, who ran track at Kansas for two seasons before transferring to Tech in 2010. Both are younger brothers of former Hokie Vincent Fuller, who played six seasons with the Tennessee Titans.

- True freshman **Zach Snell** is the son of former Hokie wide receiver Donald Wayne Snell (1984-86) and the nephew of former Hokie receiver Sidney Snell (1977-80). He is also the cousin of Tech freshman quarterback **Brendan Motley**. Freshman punter **Hunter Windmuller** is the nephew of the late Denny Windmuller, a defensive back for the Hokies who lettered in 1978 and 1979.

CAREER STARTS & GAMES PLAYED

| Name | Yr. | GP | GS |
|---------------------|-------|----|----|
| Abbott, B. | Fr. | 7 | 7 |
| Arkema, M. | r-So. | 10 | 2 |
| Asante, K. | r-Fr. | 9 | 1 |
| Baker, L. | r-Fr. | 0 | 0 |
| Barfield, T. | r-So. | 2 | 0 |
| Becton, N. | r-Sr. | 41 | 11 |
| Beiro, R. | r-So. | 18 | 0 |
| Benedict, B. | r-So. | 11 | 5 |
| Bonner, D. | r-So. | 24 | 15 |
| Branthover, M. | So. | 9 | 10 |
| Byrn, W. | r-So. | 9 | 0 |
| Clarke, D. | Fr. | 3 | 0 |
| Cole, M. | r-Fr. | 10 | 4 |
| Coleman, J.C. | Fr. | 11 | 6 |
| Coles, D.J. | Sr. | 36 | 3 |
| Collins, J.R. | r-Jr. | 38 | 22 |
| D'Antuono, E. | Fr. | 0 | 0 |
| Davis, M. | r-Sr. | 51 | 21 |
| DiNardo, D. | r-So. | 24 | 0 |
| Dunn, R. | r-Sr. | 31 | 1 |
| Dyer, D. | r-So. | 17 | 0 |
| Edwards, T. | r-Jr. | 33 | 14 |
| Exum, A. | r-Jr. | 38 | 30 |
| Farris, C. | So. | 11 | 3 |
| Fisher, D. | r-Jr. | 0 | 0 |
| Fuller, C. | r-Sr. | 17 | 6 |
| Fuller, K. | Jr. | 38 | 31 |
| Frye, D. | Fr. | 11 | 0 |
| Gadell, G. | r-So. | 5 | 0 |
| Gayle, J. | r-Jr. | 36 | 25 |
| George, G. | r-Sr. | 27 | 0 |
| Gibson, L. | r-So. | 10 | 0 |
| Gouveia-Winslow, J. | r-Sr. | 39 | 16 |
| Gregory, T. | r-Jr. | 32 | 2 |
| Gresh, T. | r-So. | 24 | 0 |
| Harley, K. | r-Fr. | 9 | 0 |
| Hite, G. | r-Fr. | 1 | 0 |
| Holmes, M. | r-Fr. | 9 | 5 |
| Hopkins, A. | r-Sr. | 42 | 21 |
| Hopkins, D. | Jr. | 37 | 25 |
| Hughes, A.J. | Fr. | 11 | 11 |
| Jackson, C. | r-So. | 1 | 0 |
| Jarrett, K. | So. | 25 | 11 |
| Journell, C. | r-Jr. | 23 | 23 |
| Knowles, D. | r-Fr. | 11 | 1 |
| Leal, M. | r-So. | 5 | 0 |
| Maddy, L. | So. | 23 | 14 |
| Malleck, R. | So. | 24 | 6 |
| Manning, D. | Fr. | 8 | 0 |
| Marshall, C. | So. | 23 | 4 |
| Martin, E. | r-Jr. | 29 | 5 |
| McCray, Z. | r-So. | 24 | 0 |
| Miller, A. | r-Jr. | 32 | 21 |
| Nicolas, D. | r-Fr. | 8 | 0 |
| Painter, V. | r-Sr. | 29 | 11 |
| Perez-Means, D. | r-So. | 24 | 0 |
| Phillips, J. | r-Sr. | 35 | 7 |
| Redman, D. | r-Fr. | 5 | 0 |
| Reeves, C. | r-Fr. | 8 | 0 |
| Riley, D. | Fr. | 11 | 0 |
| Roberts, D. | r-Sr. | 49 | 24 |
| Roth, M. | r-Fr. | 11 | 0 |
| Scales, M. | r-Sr. | 38 | 0 |
| Shuman, M. | r-So. | 5 | 0 |
| St. Germain, J. | r-So. | 11 | 11 |
| Stanford, J. | Fr. | 1 | 0 |
| Taylor, B. | r-Sr. | 38 | 32 |
| Taylor, J. | r-Fr. | 1 | 0 |
| Thomas, L. | r-Jr. | 31 | 31 |
| Trimble, J. | r-Fr. | 10 | 0 |
| Tweedy, A. | r-Sr. | 48 | 2 |
| Tyler, J. | r-Jr. | 38 | 16 |
| Vandyke, R. | r-Fr. | 11 | 1 |
| Via, M. | r-Sr. | 33 | 11 |
| Wang, D. | r-Jr. | 14 | 8 |
| Wilson, T. | r-Jr. | 38 | 4 |
| Williams, C. | r-So. | 25 | 1 |
| Windmuller, H. | Fr. | 0 | 0 |



TECH'S KICKING TRADITION

- Junior **Cody Journell** is back after a solid 2011 campaign, one in which he bucked the recent Tech tradition of relying on senior walk-on kickers. Last season was the first time in five seasons, Tech didn't rely on a senior walk-on for the kicking duties. In 2006, Brandon Pace went 18-for-19 on field goals en route to second-team All-ACC honors. In 2007, it was Jud Dunlevy, who went 21-for-26 on the season. In 2008, Dustin Keys set a school record with 23 made field goals. In 2009, it was Matt Waldron's turn and he responded by making 20-of-23 field goals and scoring 108 points en route to first-team All-ACC honors.

- And in 2010, Chris Hazley picked up where the others left off, hitting 21-of-22 field goals, including a school-record (for a single season) 21 in a row.

- The last four were one-year wonders, each winning the job in their final season, and each going on to score over 100 points.

- Over the last six+ seasons, Tech's starting field goal kickers have combined to make 134 of 156 field-goal attempts (86 percent) and produce 681 points with three earning All-ACC honors.

- This year, **Cody Journell** holds down the job once again. He took a different route as he was a scholarship signee in February of 2009 and redshirted before serving as a backup in 2010.

- He is a local product who hails from Ripplemead, about 30 minutes from campus. He came in with impressive credentials after earning prep All-America honors coming out of nearby Giles High School.

- After redshirting as a freshman in 2009, Journell was slowed by a hip flexor in the 2010 spring drills and never could make a serious run for the job. But after a strong spring, he earned the job last year and didn't look back en route to honorable mention All-ACC honors.

- He started this season with a bang, hitting a 41-yard field goal as time expired in regulation against Georgia Tech and then hit the game-winner in overtime.

- Journell is the first Tech principal place-kicker to sign an NLI and come in on scholarship since Shayne Graham signed with the Hokies in 1996 and went on to earn first-team All-Big East Conference honors in all four seasons as Tech's kicker before going on to a standout NFL career (no with Houston).

- Journell was 14-for-17 last season on field goals (making his last 10 attempts) and 43-for-44 on extra points. He has made 17 of 20 field goals this season. He is also 4-for-4 on game-tying, lead-changing or game-winning field goals in the last three minutes of the fourth quarter or in overtime for his career.

TAKING CARE OF WALK-ONS

- Former walk-on John Engelberger was a starter for the San Francisco 49ers and Denver Broncos, and John Burke played in the Super Bowl with the New England Patriots in 1987. Cody Grimm went from a walk-on, to a starter, to an All-American, and finally to an NFL Draft pick of Tampa Bay in 2009.

- Current Tech walk-ons who have earned scholarships include **Michael Branthover, Jack Tyler, Joey Phillips, Martin Scales, Trey Gresh and Corey Fuller.**

- Grimm and Will Montgomery (C, Washington Redskins) are both former Hokie walk-ons *who started* in the NFL in the past two seasons.

GETTIN' IT DONE IN THE CLASSROOM

- Of the 18 seniors on the 2012 roster, there are 13 Hokie graduates, with two others slated to graduate in December and two scheduled to graduate in May.

- Here's how the current seniors, listed alphabetically, stand: graduated: **Nick Becton, Marcus Davis, Randall Dunn, George George, Jeron Gouevia-Winslow, Antoine Hopkins, Eric Martin, Vincent Painter, Joey Phillips, Dyrell Roberts, Bruce Taylor, Alonzo Tweedy and Michael Via.**

- **Corey Fuller** and **Martin Scales** will graduate this fall and both **D.J. Coles** and **Scott Demler** are on track to graduate in the spring.

- Additionally, juniors **Antone Exum** and **David Wang** have graduated (business degrees in three years) to bring the total number of graduates on the roster to 15, the most in the FBS this year (Pitt is second with 12). Juniors **Logan Thomas** and **Tony Gregory** will graduate in December.

- In nine of the past 11 years, Tech has graduated at least 70 percent of its football class.

HOP AND SKIP

- Defensive tackles **Antoine Hopkins** and **Derrick Hopkins** started beside each other on the defensive line last year for the first five games before Antoine tore his ACL in the loss to Clemson. He's back and the two are reunited on the line.

- Antoine, known as "Hop," switched from No. 98 to No. 56 in 2010, a number he wore in high school. Derrick, the sophomore known as "Skip," will again be wearing Antoine's old No. 98. The two have a younger brother nicknamed "Jump" to complete the trio.

- Derrick started all 14 games for the Hokies last season, registering 51 tackles, including five for loss and three sacks.

- The last brothers to play side-by-side for the Hokies were Blake and Brett Warren at linebacker in the mid 2000s.

- Other notable brother combinations

ACC FOOTBALL RECORDS

OVERALL SINCE 2004

| | |
|-------------|-------|
| VT | 89-30 |
| Florida St. | 76-39 |
| Clemson | 73-41 |
| GT | 70-45 |
| BC | 69-45 |
| Miami | 65-46 |
| UNC | 56-54 |
| Wake Forest | 55-55 |
| NC St. | 54-55 |
| Virginia | 53-56 |
| Maryland | 50-59 |
| Duke | 25-80 |

CONFERENCE SINCE 2004

| | |
|-------------------|-------|
| VT | 56-15 |
| Florida St. | 49-24 |
| GT | 46-27 |
| Clemson | 45-27 |
| Miami | 38-34 |
| BC (joined in 05) | 34-29 |
| UNC | 33-38 |
| Wake Forest | 32-41 |
| Virginia | 31-40 |
| NC St. | 29-42 |
| Maryland | 27-44 |
| Duke | 10-61 |

starting together on the same side of the ball were Orion and Cam Martin (defensive end and whip linebacker, respectively) in the late 2000s; Kevin and Jonathan Lewis, starting defensive tackles side-by-side in 2002, and offensive linemen T.J. (RT) and Todd (LG) Washington in 1996.

HOKIE PRIDE

- Virginia Tech football has always prided itself on taking care of its players before, during and after their times in Blacksburg. A testament to the family atmosphere created is the roster of former Hokie players serving in some sort of capacity with the football team in the athletic department.

Frank Beamer (*head coach*)
 Shane Beamer (*asst. coach*)
 Cornell Brown (*asst. coach*)
 Mike Burnop (*radio color commentator*)
 Cory Byrd (*SAASS coordinator*)
 John Candelas (*G.A. coach*)
 David Everett (*Hokie Club*)
 Jarrett Ferguson (*strength & conditioning coach*)
 John Graves (*G.A.; weight room*)
 Torrian Gray (*asst. coach*)
 Jermaine Holmes (*director, SAASS*)
 James Hopper (*G.A. coach*)
 Jimmy Martin (*G.A.; coach*)
 John Moody (*Hokie Club*)
 Mark Muncey (*G.A.; weight room*)
 Keith Short (*strength & conditioning coach*)

- During Beamer's time in Blacksburg, the other 11 ACC programs have employed a combined 52 head coaches.

- Stanford has had eight head coaches over the past 26 years, the most among the 67 programs (six major conferences plus Notre Dame) with automatic BCS qualifying privileges.

- Five of his nine assistant coaches, plus three of the four GAs, played for him either at Murray State (Bud Foster, Charley Wiles) or Virginia Tech (Shane Beamer, Cornell Brown,



BY THE NUMBERS

5,774 ... career yards passing by Logan Thomas currently place him fifth among Tech players. Thomas needs just 142 yards to pass Will Furrer (5,915) for fourth place and 236 yards to take over third place from Don Strock (6,009).

2003 ... was the last season that Tech had two losses in the last minute of play. This season Tech has lost to Cincinnati with 13 seconds left and Florida State with 40 seconds remaining.

2001 ... marked the last time a true freshman led the Hokies in rushing for a season. Kevin Jones ran for 957 yards that year to top Tech. Currently, true freshman J.C. Coleman is the team's leading rusher with 450 yards.

346 ... passing yards needed during Tech's remaining game(s) this season for Logan Thomas to become the first Hokie to register two 3,000-yard passing seasons.

105 ... receiving yards needed by senior Marcus Davis to break the Tech season record for receiving yards currently held by André Davis who had 962 in 1999.

183 ... yards rushing by J.C. Coleman against Duke were the most in a game by a true freshman during Coach Frank Beamer's 25-plus seasons at Tech.

29 ... total touchdowns allowed by the Tech defense are the second fewest given up by an ACC team this season. FSU has allowed 17.

22 ... combined sacks for the Hokies during their last five games.

20.0 ... yards per catch by Marcus Davis is the best among the ACC's top 10 receivers. Teammate Corey Fuller's per catch average of 19.6 yards is second best.

18 ... passes defended tie Tech's Antone Exum for first in the ACC with Wake's Kevin Johnson.

14 ... catches of 20 yards or more this season for both Marcus Davis and Corey Fuller. The two seniors have combined for 11 catches of 40 or more yards.

11 ... national ranking for Demetri Knowles in kickoff returns with an average of 29.25 yards per return.

9.4 ... tackles per game tie Tech's Jack Tyler and Virginia's Steve Greer for second place in tackles among ACC players. Both players have 103 tackles through 11 games.

9 ... sophomore Kyshoen Jarrett's national standing in punt returns with an average of 13.89 yards a return.

1 ... win needed by Frank Beamer to tie LaVell Edwards for sixth place in all-time victories among NCAA FBS football coaches.

Torrian Gray, plus GAs John Candelas, Jimmy Martin and James Hopper).

THE FREAK

- Senior wide receiver **Marcus Davis** is having a major impact on the offense this year after finally settling in at the position.

- At 6-foot-4 and 230 pounds, the freakishly athletic Davis runs a 4.37-second 40-yard dash and set a Tech program record with a 44-inch vertical jump in the spring, making him a big target for **Logan Thomas** to find anywhere, but particularly on jump ball situations in the end zone.

- In the summer of 2010, Davis worked on his catching skills by catching 100 balls a day. Many of those balls were caught with tennis balls taped to the palms of his hands to make him catch the ball with his fingertips.

- Davis came to Tech as a quarterback, but quickly switched to wide receiver. He hurt his right shoulder just four practices into the 2008 preseason camp and underwent surgery.

- After taking a redshirt year, he was moved back to quarterback the next spring, but was moved back out wide with just a week left in the spring and has been a permanent resident of the receiving corps since.

- His first college reception was an 80-yard touchdown catch in 2009 against Boston College. He took a short pass at Pittsburgh, broke a tackle and raced for an 85-yard score, finishing his day with 129 yards receiving.

- For his career, he has caught 97 passes for 1,732 yards and 13 touchdowns. He leads the team this year with 43 receptions for 858 yards and five touchdowns. He needs 105 yards receiving to break the school's single-season mark of 962, set by André Davis in 1999 and 142 yards to become the first Tech player in school history to reach 1,000 yards in school history.

- Tech is one of six FBS programs without a 1,000-yard receiver for a season. The other five are Nebraska, Temple, USF, Army and Navy.

ONE MORE GO AT IT

- Senior wide receiver **Dyrell Roberts** is looking to return to form this fall after having season-ending injuries each of the past two seasons.

- Roberts, a speedster who was one of the top kickoff return men in 2009, was hit on the thigh on a return in the Georgia Tech game in 2010. After the game, it was bruised, but nothing out of the ordinary. As the night went on and the pain increased, he was finally rushed to Montgomery Regional Hospital and had a series of surgeries over the next week to relieve pressure in his thigh from compartment syndrome. Without the surgeries, he could've suffered permanent muscle damage.

- Roberts missed the rest of the season and practiced sparingly in the spring, but returned last fall and broke the school record for career kickoff return yards with a 25-yarder against Appalachian State.

- But against Arkansas State last year, he suffered another tough injury on a kickoff return when he broke his left arm on the opening return. He missed the rest of the season, but because he hadn't redshirted yet, he was eligible for a medical hardship waiver and returns this season.

- For his career, he has caught 92 passes for 1,314 yards and six touchdowns. His biggest is a sliding catch in the back of the end zone in 2009 against Nebraska with 21 seconds left to help clinch a big comeback victory.

BACK FROM LISFRANC SPRAINS

- Virginia Tech lost two starting linebackers last year to the rare Lisfranc foot sprains, but both are back this fall after recovering from surgeries. Outside linebacker **Jeron Gouveia-Winslow** hurt his foot against Miami and starting inside linebacker **Bruce Taylor** hurt his foot two weeks later against Boston College. This is the same injury that ended Houston Texans' quarterback Matt Leinert's season a year ago.

- Taylor, a senior, was thrust into the starting lineup last year after 2009's starter, Barquell Rivers, tore a quad tendon while lifting in spring of 2010. In 2010, Taylor led the team with 91 tackles, including 15.5 for loss, and was leading the team again last year before suffering the injury.

- While productive on the field, Taylor also helps out with the Special Olympics of Southwest Virginia off the field.

- After a tough season in 2010 in his first year as a starter, Gouveia-Winslow seemed

ON THE ACTIVE LISTS

Interceptions

| | |
|-----------------------|---|
| Kyle Fuller | 4 |
| Antone Exum | 4 |
| Jeron Gouveia-Winslow | 3 |
| Tariq Edwards | 3 |
| Detrick Bonner | 2 |
| Michael Cole | 2 |
| Antoine Hopkins | 1 |
| J.R. Collins | 1 |
| Derek DiNardo | 1 |
| Donaldven Manning | 1 |
| Kris Harley | 1 |
| Donovan Riley | 1 |

Blocked Kicks

| | |
|--------------|---|
| Tony Gregory | 2 |
|--------------|---|

Non-Offensive Touchdowns

| | |
|-----------------------|---|
| Dyrell Roberts | 1 |
| Jeron Gouveia-Winslow | 1 |
| Kyle Fuller | 1 |
| Kyshoen Jarrett | 1 |
| Demetri Knowles | 1 |



to turn the corner last year before his injury. Gouveia-Winslow had nine tackles, including one for a loss and five quarterback hurries early on and recorded an interception.

- The biological son of former Redskin great Kurt Gouveia, Gouveia-Winslow had two interceptions in 2010, including one that he returned for the opening score in the ACC Championship Game win over Florida State.

MAKING THE MOVE

- Junior **Antone Exum** moved back and forth between rover and free safety last season, two positions similar enough that a move could be made seamlessly.

- But this past spring, Exum made a move to cornerback in an experiment to try and get the best players in the secondary and he flourished. He played so well in his first ever action at corner that defensive secondary coach Torrian Gray plans on making the move permanent.

- Exum is a big proponent of hot yoga and takes classes either in Blacksburg or back

home in the Richmond area. He credits the classes with helping with his cardio, flexibility, loosening his hips and his core strength – all things vital to a successful cornerback.

- He is tied for the ACC lead with 15 pass break ups and also leads the team with three interceptions.

THE BIG MAN IN THE MIDDLE

- Junior **Andrew Miller** took over as the center last season and is the lone returning starter on this year's line. The Bassett, Va., native was a standout wrestler in high school and has competed for the Hokies' nationally ranked wrestling squad. Miller was a two-time Virginia Group AA state champion and was the No. 3-ranked heavyweight by *W.I.N. Magazine* following his senior year. He was also a first-team all-state selection in football.

- The Rimington Award candidate started all 14 games for the Hokies last year, playing over 900 offensive snaps.

- He will miss the remainder of the season after fracturing his left ankle in the Duke

Virginia Tech Football Conference Affiliations

- 1892-97: Independent
- 1898: Southern Intercollegiate Athletic Assoc.
- 1899-1906: Independent
- 1907-21: South Atlantic Intercollegiate Athletic Association
- 1922-64: Southern Conference
1963 champions
- 1965-90: Independent
- 1991-2003: Big East
1995 champions
1996 co-champions
1999 champions
- 2004-present: ACC
2004 champions
2007 champions
2008 champions
2010 champions

game and having surgery the next day. His loss means Tech lost 21 starts and over 1,400 offensive snaps in the middle of its line.

OFFENSIVE INDIVIDUAL CAREER GAME HIGHS

THROWERS

Logan Thomas (QB)

Att. 49UNC, 2012
Comp. 26UNC, 2012
Yds. 354UNC, 2012
TDs 3twice
INTs 3Pitt, 2012
Long 85Pitt, 2012

RUSHING

Att. 22UM, 2012
Yds. 124UM, 2012
TDs 2three times
Long 73UM, 2012

RECEIVING

Rec. 1WF, 2010
Yds. 2WF, 2010
TDs 1WF, 2010
Long 2WF, 2010

Mark Leal (QB)

Att. 9AppSt, 2011
Comp. 6AppSt, 2011
Yds. 113AppSt, 2011
TDs 2AppSt, 2011
INTs 0
Long 63AppSt, 2011

RUSHING

Att. 2twice
Yds. 5AppSt, 2011
TDs 0
Long 5AppSt, 2011

RUNNERS

J.C. Coleman (TB)

Att. 16FSU, 2012
Yds. 183Duke, 2012
TDs 2Duke, 2012
Long 86Duke, 2012

Daniel Dyer (TB)

Att. 6AppSt, 2011
Yds. 30AppSt, 2011
TDs 0
Long 13AppSt, 2011

Tony Gregory (TB)

Att. 14BC, 2012
Yds. 69BC, 2012
TDs 1AP, 2012
Long 24twice

Michael Holmes (TB)

Att. 13GT, 2012
Yds. 60Cincy, 2012
TDs 2AP, 2012
Long 40BG, 2012

Joey Phillips (FB)

Att. 3ArkSt, 2011
Yds. 2ArkSt, 2011
TDs 0
Long 3ArkSt, 2011

Martin Scales (TB)

Att. 7BC, 2012
Yds. 36AP, 2012
TDs 1twice
Long 17AP, 2012

CATCHERS

Kevin Asante (WR)

Rec. 1twice
Yds. 17BC, 2012
TDs 0
Long 17BC, 2012

Willie Byrn (WR)

Rec. 1VA, 2011
Yds. 15VA, 2011
TDs 0
Long 15VA, 2011

J.C. Coleman (TB)

Rec. 6UNC, 2012
Yds. 33Cincy, 2012
TDs 1BG, 2012
Long 24Cincy, 2012

D.J. Coles (WR)

Rec. 8MU, 2011
Yds. 116CU[2], 2011
TDs 1three times
Long 49ArkSt, 2011

Marcus Davis (WR)

Rec. 6three times
Yds. 144Duke, 2012
TDs 2three times
Long 85Pitt, 2012

Randall Dunn (TE)

Rec. 3AP, 2012
Yds. 48Duke, 2012
TDs 1three times
Long 35Duke, 2012

Corey Fuller (WR)

Rec. 7FSU, 2012
Yds. 143UNC, 2012
TDs 1five times
Long 69BC, 2012

George George (TE)

Rec. 1ArkSt, 2011
Yds. 37ArkSt, 2011
TDs 0
Long 37ArkSt, 2011

Demitri Knowles (WR)

Rec. 6UNC, 2012
Yds. 83UNC, 2012
TDs 1GT, 2012
Long 42GT, 2012

Ryan Malleck (TE)

Rec. 4UM, 2012
Yds. 58UM, 2012
TDs 0
Long 30Duke, 2012

Eric Martin (TE)

Rec. 2Cincy, 2012
Yds. 15MU, 2011
TDs 1twice
Long 15MU, 2011

Joey Phillips (FB)

Rec. 2FSU, 2012
Yds. 6AP, 2012
TDs 0
Long 6AP, 2012

Dyrell Roberts (WR)

Rec. 6WF, 2010
Yds. 134WF, 2010
TDs 1six times
Long 62ECU, 2008

KICKERS

Michael Branthover (P)

Punts 7WF, 2011
Long 75DU, 2011
I20 3WF, 2011
Avg. 42.1WF, 2011

Scott Demler (P)

Punts 8CU, 2011
Long 51MU, 2011
I20 1four times
Avg. 38.0MU, 2011

A.J. Hughes (P)

Punts 7twice
Long 57Cincy, 2012
I20 3twice
Avg. 45.9Cincy, 2012

Cody Journell (PK)

FG Made 3twice
FG Att. 3five times
Long 42twice
PAT Made 9AppSt, 2011
PAT Att. 9AppSt, 2011



PLAYING THROUGH THE PAIN

• Junior linebacker **Tariq Edwards** played through immense pain most of the second half of last season. The Cheraw, S.C., native underwent surgery after the season to put a rod in his left tibia to relieve pain from a stress fracture in his shin and missed spring practice.

• Even in pain, Edwards made a career-best 71 tackles last season, including 11.5 tackles for a loss and 3.5 sacks, along with two interceptions as he started all 14 games at linebacker to help hold together a front seven riddled by injuries. He suffered the stress fracture late in the season and played through it in the Sugar Bowl. He had another procedure done in the preseason, which set him back, but he made his first appearance in the fourth game of the season and has played sparingly.

• Edwards is the son of former Hokie receiver and punt returner Bo Campbell, who played for the Hokies from 1989-92. Campbell received the Long Distance AT&T Award for leading the nation in average punt return yards (18.2 yds) in 1991, the fall after Tariq was born.

READY FOR ACTION

• Redshirt sophomore **Brent Benedict** is seeing plenty of action at offensive guard this year and the Jacksonville, Fla., native is ready to roll after two long seasons.

• A highly ranked offensive line product at The Bolles School, Benedict was a *SuperPrep* All-American and was rated as the No. 76 player in the country and the No. 12 offensive tackle in the country by Rivals. He missed some of his senior season with a knee injury, but still signed with the University of Georgia.

• He redshirted as a true freshman, while undergoing rehabilitation for a knee injury suffered in high school, but was still a recipient

of the Walter C. Troutman Football Scholarship Endowment that year. He decided to transfer to Virginia Tech last summer and sat out last year due to NCAA transfer rules.

• Now three years removed from high school and a tough road to recovery from a knee injury, Benedict has seen his first game action since 2009, picking up his first start against Duke and four more since then.

• Every time he takes the field, Benedict says he is playing for his brother, Heath, who died unexpectedly of an enlarged heart in March of 2008, just weeks before the NFL Draft. The older Benedict, also an offensive lineman, originally signed with the University of Tennessee, but transferred to Newberry (S.C.) College, where he was a two-time Little All-American. He was projected as a mid-rounder in the NFL Draft and was the first Division II player since 2004 to take part in the Senior Bowl.

A UNIQUE SUMMER SCHOOL EXPERIENCE

• Defensive tackle **Derrick Hopkins** and defensive end **Zack McCray** took part in a unique summer school experience this past summer, joining a group of Virginia Tech student-athletes in spending a portion of the summer in the Dominican Republic as part of a university-designed study abroad course about leadership and putting leadership initiatives into practice.

• For 10 days, the group visited poorer parts of the country to work with underprivileged children and helped kids within different communities. The student-athletes also coordinated sports camps to expose kids there to different sports.

HOKIES WITH NFL TIES

| Current Player(s) | Tie |
|------------------------------|---|
| TREY EDMUNDS | father, Ferrell Edmunds , played seven seasons in the NFL as a tight end, earning two Pro Bowl nods |
| KYLE AND COREY FULLER | brother, Vincent Fuller , played six seasons as a defensive back for the Tennessee Titans |
| JAMES GAYLE | uncle, Shaun Gayle , played 12 seasons in the NFL, 11 for the Chicago Bears (1984-1994), and was a member of the Bears squad that won Super Bowl XX in 1985 |
| ALSTON SMITH | father, Bruce Smith , was a standout player for the Hokies before going on to star in the NFL. The all-time sacks leader was inducted in to the NFL Hall of Fame in 2010 |
| JOSH TRIMBLE | late father, Steve Trimble , played four seasons in the NFL - three with the Denver Broncos, one with the Chicago Bears - as a free safety |
| DAVID WANG | brother, Ed Wang , was drafted by the Buffalo Bills in 2010 as an offensive tackle, and now plays with Oakland |
| CHASE WILLIAMS | father, Gregg Williams , was the defensive coordinator of the 2010 World Champion New Orleans Saints |
| TYREL WILSON | father, James Wilson , signed as an UFA with Detroit |
| JERON GOUVEIA-WINSLOW | biological father, Kurt Gouveia , played 13 seasons in the NFL for the Washington Redskins, Philadelphia Eagles and San Diego Chargers as a linebacker |

START CHARTS

| Offense | '12 | Current Streak | Career |
|---------------|-----|-------------------|--------|
| Arkema, M. | 2 | - | 2 |
| Asante, K. | 1 | 1 | 1 |
| Becton, N. | 11 | 11 | 11 |
| Benedict, B. | 5 | 5 | 5 |
| Coleman, J.C. | 6 | 5 | 6 |
| Coles, D.J. | 0 | - | 3 |
| Davis, M. | 10 | - | 21 |
| Dunn, R. | 1 | 1 | 1 |
| Farris, C. | 3 | 3 | 3 |
| Fuller, C. | 6 | 1 | 6 |
| Gregory, T. | 2 | - | 2 |
| Holmes, M. | 5 | - | 5 |
| Knowles, D. | 1 | 1 | 1 |
| Malleck, R. | 6 | - | 6 |
| Martin, E. | 4 | - | 6 |
| Miller, A. | 7 | - | 21 |
| Painter, V. | 11 | 11 | 11 |
| Phillips, J. | 3 | - | 7 |
| Roberts, D. | 10 | - | 24 |
| Thomas, L. | 11 | 25 | 25 |
| Via, M. | 8 | - | 11 |
| Wang, D. | 8 | 4 | 8 |

| Defense | '12 | Current Streak | Career |
|---------------------|-----|-------------------|--------|
| Bonner, D. | 11 | 12 | 15 |
| Cole, M. | 4 | - | 4 |
| Collins, J.R. | 7 | - | 22 |
| Edwards, T. | 0 | - | 14 |
| Exum, A. | 11 | 25 | 30 |
| Fuller, K. | 11 | 25 | 31 |
| Gayle, J. | 10 | 10 | 25 |
| Gouveia-Winslow, J. | 4 | - | 16 |
| Hopkins, A. | 4 | 2 | 21 |
| Hopkins, D. | 11 | 25 | 25 |
| Jarrett, K. | 11 | 11 | 11 |
| Maddy, L. | 7 | - | 14 |
| Marshall, C. | 3 | 1 | 4 |
| Taylor, B. | 10 | 9 | 32 |
| Tweedy, A. | 1 | 1 | 2 |
| Tyler, J. | 11 | 14 | 16 |
| Vandyke, R. | 2 | - | 2 |
| Williams, C. | 1 | - | 1 |
| Wilson, T. | 2 | - | 4 |

| Specialists | '12 | Current Streak | Career |
|---------------------|-----|-------------------|--------|
| Abbott, B. (KO) | 7 | - | 7 |
| Branthover, M. (KO) | 4 | 1 | 10 |
| Demler, S. (P) | 0 | - | 5 |
| Journell, C. (PK) | 11 | 11 | 23 |
| Hughes, A.J. (P) | 11 | 11 | 11 |
| St. Germain (LS) | 11 | 11 | 11 |

STARTED EVERY GAME IN 2012

Offense (3): Becton, Painter, Thomas

Defense (6): Bonner, Exum, K. Fuller,

D. Hopkins, Jarrett, Tyler

Specialists (3): Hughes, Journell, St. Germain

LONGEST ACTIVE STREAKS

| | |
|-----------------|----|
| Antone Exum | 25 |
| Kyle Fuller | 25 |
| Derrick Hopkins | 25 |
| Logan Thomas | 25 |



- Along with Hopkins and McCray, the group included volleyball players Liz Trinchere and Cara Baarendse, women's tennis player Carol Kahoun, women's track and field runner Madalyn Nuckols, women's swimmer Meaghan Holloway, women's soccer player Katie DeTuro, men's soccer player Nick Smirniotopolous and wrestling All-American Devin Carter.

IMPRESSIVE GENES

- Offensive guard **David Wang** comes from athletic parents, both of whom were members of the Chinese Olympic team.

- David had surgery on his shoulder during preseason and redshirted in 2009 before seeing the field in five games in 2010 as the top backup at left guard. He was the top backup at right guard last year before fracturing his right foot against East Carolina, causing him to miss the rest of the season. While laid up with the foot injury, the avid video gamer ascended to No. 35 in the world rankings for Call of Duty on the Xbox 360 console, playing 6-8 hours a day. He would only take breaks for schoolwork and "because I was hungry."

- After working hard in the offseason, the junior now takes over at left guard on an inexperienced offensive line.

- He is the brother of former Hokie Ed Wang, who made history in April of 2010 by becoming the first Chinese American to be

drafted by an NFL team when Buffalo took him in the fourth round. Ed and David were featured on NFL China in 2010 as a crew came over from Beijing to do a story on American football.

- Tech also holds the distinction of having the first Korean American drafted by an NFL team as Eugene Chung was taken by New England in the first round of the 1992 Draft.

THE COMPUTER GUY

- At 6-1, 300 pounds, senior defensive tackle **Antoine Hopkins** may be the biggest, yet athletic, computer guy out there. He's also proud of the fact and recently even started his own computer business, taking infected computers and cleaning off viruses, as well as performing other routine maintenance items on computers. Hopkins suffered a torn ACL last year early on and missed the rest of the season, but spent part of the fall working with the I.T. staff in the athletics department in his spare time, learning more about the industry.

- With his return to full speed this fall, he provides yet another big body in a deep defensive line that has been a major force this season (22 sacks in last five games by the defense).

THE FABULOUS FULLERS

- Virginia Tech has had plenty of success recruiting the household of Vincent and Nina

TECH PLAYERS WITH NFL FATHER CONNECTIONS

Current Players

Trey Edmunds (Ferrell Edmunds)
 Jeron Gouveia-Winslow (Kurt Gouveia)
 Alston Smith (Bruce Smith)
 Josh Trimble (late father Steve Trimble)
 Chase Williams (Gregg Williams)
 Tyrel Wilson (James Wilson)

Former Players

Beau, Blake and Brett Warren (Don Warren)
 Chad and Cody Grimm (Russ Grimm)
 Chad Beasley (Tom Beasley)
 Billy Hardee, III (Billy Hardee, Jr.)
 Kenny Lewis, Jr. (Kenny Lewis, Sr.)
 Jake Patten (Joel Patten)
 Ken, Jr. and Jason Barefoot (Ken Barefoot, Sr.)

Fuller up in Baltimore. There was Vincent, who went on to be drafted in the fourth round of the NFL Draft by Tennessee and spent eight years in the league. He played at Tech from 201-04, recording eight career interceptions.

- In 2010, Kyle signed with the Hokies and has had a big impact on the program. As a true freshman, he started six games - mostly in the nickel spot - and recorded 32 tackles, including 4.0 for loss, with six pass break ups and a forced fumble.

- Last year, he flourished in the role of nickel back as he led the team in tackles for loss last season with 14.5. He had 65 tackles, including 4.5 sacks, two interceptions, seven pass break ups, a forced fumble and a fumble recovery. He also pounced on a blocked punt in the end zone for a touchdown against Appalachian State. He was a second-team All-ACC selection at corner last season and intercepted a pass in overtime to set up the Hokies' winning points against Georgia Tech in the season opener.

- The second-oldest Fuller, Corey, took a different route to Blacksburg. He signed to run track at Kansas and competed for two years in Lawrence. He decided to give football a try and transferred to Tech in 2010, sitting out a year as required by the NCAA.

- Corey claims to be the fastest of all the brothers and is the only offensive player of the four. He's has had a big year at receiver for the Hokies, catching 38 passes for 743 yards and is tied for the team-high with five touchdowns as he's seen his NFL stock rise with each game.

JACK IN THE BOX

- Linebacker **Jack Tyler** has proven to be quite the find for defensive coordinator Bud Foster, who had a heavy hand in recruiting Tyler as a recruited walk-on. Tyler has been invaluable for the Hokies, coming up big in several key games. In the 2010 ACC

VIRGINIA TECH IS "DBU"

They like to call themselves "D-Block" or "DBU" and there's no denying the recent success (1993-present) of Virginia Tech's defensive backs.

Below is a list of 24 Hokie D-backs who have made their mark on the professional ranks.

| Name | Pos. | Note |
|-------------------|------|--|
| Antonio Banks | CB | 4th-round draft pick of Minnesota in 1997 |
| Cory Bird | S | 3rd-round draft pick of Indianapolis in 2001 |
| Rashad Carmichael | CB | 4th-round draft pick of Houston in 2011 |
| Keion Carpenter | S | UFA; played with Atlanta and Buffalo |
| Kam Chancellor | S | 5th-round draft pick of Seattle in 2010; 2012 Pro Bowler |
| Ike Charlton | CB | 2nd-round draft pick of Seattle in 2000 |
| Tyrone Drakeford | CB | 2nd-round draft pick of San Francisco in 1994 |
| Brandon Flowers | CB | 2007 1st-team A-A; 2nd-round pick; starter for Kansas City |
| Vincent Fuller | S | 4th-round draft pick of Tennessee in 2005 |
| Torrian Gray | S | 2nd-round draft pick of Minnesota in 1997; coach at VT now |
| Eric Green | CB | 3rd-round draft pick of Arizona in 2003 |
| DeAngelo Hall | CB | 2003 2nd-team A-A; #8 overall pick; starter for Washington |
| Justin Hamilton | S | 7th-round draft pick of Cleveland in 2006 |
| Macho Harris | CB | 2008 1st-team A-A; drafted by Philadelphia |
| Jayron Hosley | CB | 2010 1st-team A-A; 3rd-round draft pick of NY Giants in 2012 |
| Kevin McCadam | SS | 5th-round draft pick of Atlanta in 2002 |
| Anthony Midget | CB | 1999 3rd-team A-A; 5th-round draft pick |
| Willie Pile | FS | 2002 2nd-team A-A; 7th-round draft pick; in CFL |
| Pierson Prioleau | S | member of Super Bowl champion New Orleans |
| Aaron Rouse | S | 3rd-round draft pick of Green Bay in 2007 |
| Nick Sorensen | S | UFA; played in NFL with Cleveland for 10 seasons |
| Ronyell Whitaker | CB | 2001 3rd-team A-A; played with Minnesota and Tampa Bay |
| Garnell Wilds | CB | UFA; played with Carolina and Washington |
| Jimmy Williams | CB | 2005 unanimous A-A; 2nd-round draft pick of Atlanta in 2006 |



Championship game, he filled in for an injured Bruce Taylor in the second half against Florida game and contributed seven tackles – three of which went for losses.

- Last year, he racked up 12 tackles in the win at Georgia Tech and topped that this season with a career-high 17 tackles against the Yellow Jackets in the Hokies' overtime win to earn ACC Linebacker of the Week honors. The 17 total stops are the most by a Tech defender since Michael Crawford had 18 against Texas A&M in 2003.

- Through 11 games, the redshirt junior has a team-high 103 tackles, including 11.5 for loss and 2.5 sacks with two pass break ups and 12 quarterback hurries.

REPLACING BOYKIN AND COALE

- Virginia Tech is replacing wide receivers Jarrett Boykin and Danny Coale, the most productive duo in terms of receptions in ACC history. Boykin left Tech with a school-record 184 catches for a record 2,844 yards, while Coale was second in both categories with 165 catches for 2,658 yards. Together, they caught 349 passes for 5,502 yards and 26 touchdowns.

- After suffering a loss in game one, replacing them is a trio of seniors in **Dyrell Roberts**, **Marcus Davis** and **Corey Fuller**, along with a gaggle of freshmen and sophomores.

- Roberts has had two season-ending injuries the past two seasons, both coming on

kickoff returns, but is best remembered for his sliding, 11-yard touchdown catch in the back of the end zone with 21 seconds left to help Tech rally and beat Nebraska 16-15 in 2009.

- Fuller ran track at the University of Kansas, competing in the triple jump, before transferring to Tech to play football. After sitting out a year due to transfer rules, he earned a scholarship after last season. That decision proved to be the right one after in the season-opening win against Georgia Tech as he caught five passes for a career-high 82 yards, including a big 4th-down grab on the final drive that sent the game to overtime.

- Davis, who came to Tech as a quarterback, averaged a team-best 17 yards per catch last year. He is a big threat who leads the team with 919 all-purpose yards through 11 games.

- Senior **D.J. Coles** had a personal-best 36 catches for 480 yards and three touchdowns in 2011, but had offseason knee surgery which slowed him down. He tried to come back, but re-injured the knee in the first game against Georgia Tech and will apply for a medical hardship waiver to return next year.

DOING GOOD DEEDS

- Head coach **Frank Beamer** is a strong believer in giving back to the community. He founded Herma's Readers in 2008 and this year, the team will help raise money for the Wounded Warrior Project. Additionally, the team has raised money in the past to help support Breast Cancer Awareness and Ewing's sarcoma cancer.

- Herma's Readers is a non-profit organization that promotes the power of reading and literacy to youngsters during their formative years, grades K-3. The organization was formed as a tribute to Tech head football coach Frank Beamer's late mother, Herma, a teacher for over 30 years in the Commonwealth of Virginia. Herma's Readers has delivered over 21,000 new and used books collected at Virginia Tech football games to youngsters throughout the Commonwealth. Currently, Coach Beamer's program has also dispersed more than \$80,000 for new book purchases for children. That is a total of more than 53,000 new and used books.

- The Virginia Tech football team also raised money to support Wounded Warrior Project through the sale of camouflage Virginia Tech hats and wristbands. Wounded Warrior Project was created to raise awareness and enlist the public's aid as well as provide direct programs for the needs of injured service members.

- Coach Beamer invited Ben Kiernan, through the Wounded Warrior Project, to join the Virginia Tech Football team at spring football practice March 30, showing the team a mock-up of the camo helmet to be worn

for the Sept. 22 game against Bowling Green. Kiernan was a 1371 Combat Engineer for the Marines when he was injured on Sept. 16, 2010 in Afghanistan as part of an ambush during Operation Enduring Freedom. Kiernan is a graduate of Virginia Tech, receiving a B.A. in Urban Affairs in 2008.

MORE IMPORTANT THINGS THAN FOOTBALL

- Sophomore **Kyshoen Jarrett** may have the starting rover position locked down with his impressive play early on, but he knows there are way more important things in life than football.

- Jarrett's older brother, Daishawn Capers, has cerebral palsy and is legally blind. He is wheelchair-bound and needs help doing almost everything, relying on his brother and mother, Vinise Capers. In high school, Jarrett would often take care of Daishawn, either getting him ready for school in the morning or by watching him during the evenings or part of a weekend when their mother was away.

- Though from Tannersville, Pa., Jarrett's mother and brother now live in North Carolina and come to almost every home game. Daishawn sits there waiting to hear his brother's name over the public address system, ready to cheer for his brother every time he makes a play.

- Jarrett is a converted cornerback who moved to the rover position in the spring and now starts there while also seeing time as a punt returner. At Pittsburgh, he broke off a 94-yard punt return for a touchdown, the second-longest return in school history and the longest under head coach Frank Beamer.

DID YOU KNOW ...

- Long-time equipment manager **Lester Karlin** and Assistant to the Head Coach **Billy Hite** are both in their 34th seasons on the Tech staff and have been on the sideline for 423 consecutive Tech games ... Offensive lineman **Michael Via**, who has seen game action at right tackle, left and right guard and center in his career, has already graduated with a degree in fisheries science and has aspirations to be a game warden ... Receiver **Joshua Stanford** is listed as from Lithonia, Ga., but the true freshman was born and raised in Canada. He is from Mississauga, Ontario and attended St. Marcellinus Secondary School through 10th grade before moving to Georgia ... Freshman punter **A.J. Hughes** played at the same high school as starting New York Giants punter Steve Weatherford, who was part of the Super Bowl Championship squad ... Receiver **Demitri Knowles** was born and raised in the Bahamas (Freeport, Grand Bahama) and grew up competing in swimming and track.

HOKIES IN THE NFL

| Name | Team | GP/GS |
|-----------------------------|--------------|-------------|
| Xavier Adibi | Tennessee | 2 GP/0 GS |
| James Anderson | Carolina | 10 GP/9 GS |
| Duane Brown | Houston | 10 GP/10 GS |
| Jarrett Boykin | Green Bay | 4 GP/0 GS |
| Rashad Carmichael | Houston | 0 GP/0 GS |
| Kam Chancellor | Seattle | 10 GP/10 GS |
| Danny Coale ^{PS} | Dallas | |
| Darren Evans ^{PS} | Tennessee | |
| Brandon Flowers | Kansas City | 9 GP/9 GS |
| Shayne Graham | Houston | 10 GP/10 GS |
| Cody Grimm | Tampa Bay | 9 GP/0 GS |
| DeAngelo Hall | Washington | 10 GP/10 GS |
| Jayron Hosley | NY Giants | 8 GP/4 GS |
| Jeff King | Arizona | 10 GP/8 GS |
| Will Montgomery | Washington | 10 GP/10 GS |
| Joshua Morgan | Washington | 10 GP/9 GS |
| Eddie Royal | San Diego | 8 GP/0 GS |
| Darryl Tapp | Philadelphia | 9 GP/0 GS |
| Tyrod Taylor | Baltimore | 5 GP/0 GS |
| Michael Vick | Philadelphia | 9 GP/9 GS |
| Ryan Williams ^{IR} | Arizona | 5 GP/3 GS |
| David Wilson | NY Giants | 10 GP/0 GS |
| Jason Worilds | Pittsburgh | 10 GP/1 GS |

^P - on practice squad

^{IR} - on injured reserve

^R - released since opening day

COACHES/STAFF

| | |
|-----------------|---------------------------------|
| Bruce Arians | Ind. Off. Coord./Acting HC |
| Eugene Chung | Phi. Off. Line Assistant |
| Chad Grimm | Ariz. Off. Quality Control |
| Chris Peduzzi | Phi. Assistant Athletic Trainer |
| Todd Washington | Balt. Assistant Off. Line |



THE GAME ON RADIO

• All Virginia Tech football games can be heard throughout Virginia and much of the mid-Atlantic region on the Virginia Tech IMG Sports Network.

• Some of the region's most powerful radio stations combine to give Virginia Tech tremendous exposure throughout Virginia, Maryland, and Washington, D.C., and in parts of Tennessee, West Virginia, North Carolina, Kentucky, Delaware, and Pennsylvania.

• Nine-time Virginia Sportscaster of the Year Bill Roth (play-by-play), Hokies' Hall of Famer Mike Burnop (analyst) and Adam Witten (scoreboard anchor) comprise Virginia Tech football's on-air broadcast crew.

• The 2012 season marks Roth and Burnop's 25th season together in the Virginia Tech radio booth, making them one of the longest-tenured active duos in the FBS.

• Coverage begins 90 minutes prior to kickoff with the Hardees Chicken Tenders Tailgate Show and the NTELOS Wireless Pre-Game Report. The game broadcast, presented by The Virginia Lottery is followed by the Kroger Point After, a fast-paced, 90-minute post-game scoreboard and interview program.

VIRGINIA TECH SPORTS TODAY

• Highlights of Tech's games, post-game interviews and other features can be seen on Virginia Tech Sports Today, Tech's weekly television magazine show presented by

IMG College shown weekly in 11 markets throughout the mid-Atlantic region.

• The show, featuring Tech coach Frank Beamer with host Bill Roth, can be seen every Sunday on a network of stations throughout Virginia, North Carolina, West Virginia, Tennessee, Maryland and Washington, D.C.

• The program can be seen on these stations: Roanoke (WBDJ-7, Sun., 11 a.m. and My 19 at 10 a.m.), Bristol, Tenn. (WCYB, Sun., 9:30 a.m.), Norfolk (WAVY, Sun., Noon), Harrisonburg (WHSV, Sun., Noon), Richmond (WRIC, Sun., Noon), and Bluefield (WVVA, Sun., Noon). The show also airs on Fox Sports South every Sunday at 9:30 a.m., and on Comcast SportsNet-Washington every Sunday at 1 p.m. In addition, VTST airs for a second time on Fox Sports South each Tuesday at 6:30 p.m., and on Comcast SportsNet-Washington each Saturday at 10:30 a.m.

HOKIE PLAYBACK

• See the game again! With Hokie Playback, Tech fans can see the re-broadcast of Virginia Tech home games on Sunday afternoons on CSN Washington at 1:30 p.m., and on WDBJ-7 in Roanoke, Va., at 11:35 p.m. In addition, Hokie Playback can be seen on WDBJ's digital station, My Network TV/Channel 19, on Tuesday, Wednesday and Friday nights at 11 p.m.

TECH TALK LIVE!

• Tech Talk LIVE! airs each Monday from 7-9 p.m. The two-hour long radio talk show originates from Bull & Bones, an upscale sports bar at the First & Main complex in Blacksburg.

• Coach Frank Beamer, Director of Athletics Jim Weaver, Tech assistant coaches, current and former players, and a variety of guests join the show each week.

• Fans can join in person, listen over the radio on local affiliates via the Virginia Tech IMG Sports Network, or on the web at hokiesports.com.

Virginia Tech IMG Sports 2012 Football Affiliates

| | | |
|------------------------|-----------|-------|
| Abingdon | WFHG-FM | 92.7 |
| Blacksburg/Radford | WBRW-FM | 105.3 |
| Blackstone/Petersburg | WBBC-FM | 93.5 |
| Bluefield, WV | WKOY-FM | 100.9 |
| Bluefield, WV | WKEZ-AM | 1240 |
| Bristol, TN | WFHG-AM | 980 |
| Charlottesville | WKAV-AM | 1400 |
| Clifton Forge | WXCF-AM | 1230 |
| Clifton Forge | WXCF-FM | 103.9 |
| Clincho | WDIC-AM | 1430 |
| Clintwood | WDIC-FM | 92.1 |
| Danville/Gretna | WMNA-FM | 106.3 |
| Galax | WWWJ-AM | 1360 |
| Gate City | WGAT-AM | 1050 |
| Harrisonburg | WSIG-FM | 96.9 |
| Jacksonville, NC | WAVQ-AM | 1400 |
| Lebanon | WLRV-AM | 1380 |
| Luray | WRAA-AM | 1330 |
| Lynchburg | WLNJ-FM | 105.9 |
| Marion | WOLD-FM | 102.5 |
| Marion | WZMA-FM | 103.5 |
| Martinsville | WMVA-AM | 1450 |
| Morningside, MD | WHFS-AM | 1580 |
| New Bern, NC | WWNB-AM | 1490 |
| New Bern, NC | WWNB-FM | 103.9 |
| Norfolk/Hampton area | WNIS-AM | 790 |
| Richmond | WRNL-AM | 910 |
| Richmond | WRVA-AM * | 1140 |
| Roanoke | WSNV-FM | 93.5 |
| Staunton | WTON-AM | 1240 |
| Tazewell | WKQY-FM | 100.1 |
| Warsaw | WNNT-AM | 690 |
| Warsaw | WNNT-FM | 107.5 |
| Washington, DC | WJFK-FM | 106.7 |
| White Stone | WIGO-FM | 104.9 |
| Winchester/Front Royal | WINC-AM | 1400 |
| Wytheville | WVBX-FM | 95.3 |

Affiliates and times subject to change; check www.hokiesports.com for latest listings.

Listen On-Line: All Virginia Tech IMG Sports Network radio broadcasts and television programs are available exclusively online via Hokies All-Access on hokiesports.com.

Listen On Your Smartphone: All Virginia Tech IMG Sports Network radio broadcasts, including games and talk shows, are available through the Hokies' mobile application, which is free to download from the iPhone App Store, Android Market or Blackberry App World. Be on the lookout soon for the new tablet application for Hokies All-Access!

* - Station will carry night games only.

COORDINATOR TIDBITS

During Bud Foster's 230-game tenure as defensive/co-defensive coordinator, Tech has ...

- had 45 different defensive players score touchdowns.
- has scored 71 touchdowns, with 48 coming on pass interceptions, 22 on fumble returns and one on a fumble recovery.
- held opponents to an average of 108.5 yards rushing and 16.8 points per game.
- been nationally ranked in the top five of a major defensive category 35 times.
- had at least one defensive player earn All-America honors from some publication in 16 of 17 seasons. Four players gained A-A recognition in 1999 and three were honored in 2001.
- produced six first-team All-Americans and 11 others who have earned second- or third-team All-America honors from one of the recognized groups.
- had 35 players drafted by NFL teams.
- produced its first Lombardi Award winner and its first Nagurski Trophy winner in Corey Moore.
- produced two BIG EAST defensive players of the year – Corey Moore, who earned the honor in both 1998 and 1999, and Cornell Brown, who won it in 1995.
- featured 10 players who have recorded nine or more interceptions in their career.

During Bryan Stinespring's 146-game tenure as offensive coordinator, Tech has ...

- won 107 games and averaged 369.9 yards of total offense.
- averaged 26.9 points per game, finishing first or second in the ACC in scoring offense in five of eight seasons.
- finished with seven of its top nine all-time teams in total offense and six of its top nine performances in total points.
- had 20 players drafted and 38 players total sign with NFL teams.
- had five players earn All-Big East honors, including one repeat performer, and 25 who won All-ACC honors, with five repeat picks.
- produced a Rimington Trophy winner and unanimous All-American in Jake Grove the school's first Jacobs Blocking Trophy Winner in Blake DeChristopher.
- produced the ACC Player of the Year and Offensive Player of the Year for 2004 (Bryan Randall), 2010 (Tyrod Taylor) and 2011 (David Wilson), and the 2009 ACC Rookie of the Year (Ryan Williams).
- featured 1,000-yard rushers David Wilson, Ryan Williams, Kevin Jones, Lee Suggs, Darren Evans and Branden Ore, the two top passing leaders in school history (Tyrod Taylor, Bryan Randall) and five of the top pass catchers in school history.



VIRGINIA TECH'S MILESTONE VICTORIES

| Win | Result of Game (Date and Site) |
|-----|--|
| 1 | VT 14, St. Albans 10 <i>Oct. 21, 1892; Blacksburg</i> |
| 50 | VT 12, Cumberland 0 <i>Oct. 6, 1905; Blacksburg</i> |
| 100 | VT 34, Ole Miss 13 <i>Oct. 11, 1913; Blacksburg</i> |
| 150 | VT 26, VMI 7 <i>Nov. 24, 1921; Roanoke, VA</i> |
| 200 | VT 24, VMI 0 <i>Nov. 27, 1930; Roanoke, VA</i> |
| 250 | VT 13, Washington & Lee 3 <i>Oct. 25, 1941; Lynchburg, VA</i> |
| 300 | VT 46, Richmond 14 <i>Oct. 20, 1956; Richmond, VA</i> |
| 350 | VT 17, George Washington 12 <i>Oct. 9, 1965; Washington, DC</i> |
| 400 | VT 56, Florida State 21 <i>Nov. 16, 1974; Tallahassee, FL</i> |
| 450 | VT 28, VMI 0 <i>Sept. 24, 1983; Blacksburg</i> |
| 500 | VT 20, West Virginia 14 <i>Oct. 5, 1991; Morgantown, WV</i> |
| 550 | VT 38, East Carolina 3 <i>Sept. 5, 1998; Blacksburg</i> |
| 600 | VT 43, James Madison 0 <i>Sept. 6, 2003; Blacksburg</i> |
| 650 | VT 20, Georgia Tech 17 <i>Sept. 13, 2008; Blacksburg</i> |

VIRGINIA TECH'S 10-WIN FOOTBALL SEASONS

| Year | Record | Coach |
|------|--------|--------------|
| 1986 | 10-1-1 | Bill Dooley |
| 1995 | 10-2 | Frank Beamer |
| 1996 | 10-2 | Frank Beamer |
| 1999 | 11-1 | Frank Beamer |
| 2000 | 11-1 | Frank Beamer |
| 2002 | 10-4 | Frank Beamer |
| 2004 | 10-3 | Frank Beamer |
| 2005 | 11-2 | Frank Beamer |
| 2006 | 10-3 | Frank Beamer |
| 2007 | 11-3 | Frank Beamer |
| 2008 | 10-4 | Frank Beamer |
| 2009 | 10-3 | Frank Beamer |
| 2010 | 11-3 | Frank Beamer |
| 2011 | 11-3 | Frank Beamer |

HISTORY OF VIRGINIA TECH FOOTBALL

- Virginia Tech is in its 119th football season and has compiled a 695-440-46 all-time record in 1,181 games.
- Tech won its 650th game on Sept. 3, 2008, with a 20-17 win over Georgia Tech.
- The Hokies played their first football game on Oct. 21, 1892, with a 14-10 win over St. Albans in a game played on Tech's campus.
- Virginia Tech is 15th among Division I schools in terms of all-time wins.
- The Hokies have compiled 14 10-win seasons, including eight in a row and 11 in the last 13 seasons.
- Tech has won conference football titles in the Southern Conference, the Big East Conference and the Atlantic Coast Conference.

HISTORY OF LANE STADIUM/WORSHAM FIELD

- Virginia Tech's on-campus home since 1965, Lane Stadium/Worsham Field (65,632) is one of college football's most hostile venues.
- The Hokies have compiled an all-time record of 200-70-6 in 276 games at Lane Stadium/Worsham Field. The Hokies are 126-33-1 at home under Frank Beamer and 108-19 at home since the start of the 1996 season.
- The stadium is named for the late Edward H. Lane, a graduate of the university and a former member of the Board of Visitors. Lane headed an educational foundation project which raised more than \$3 million for the original construction. Lane's personal donation was the first received by the fund.
- The field was officially dedicated on Sept. 5, 1992 in honor of Wes and Janet Worsham, longtime Hokie supporters from Kilmarnock, Va. The Worshams pledged \$1 million to the university's Second Century Campaign. The Campaign raised over \$18.6 million, almost \$1.7 million more than the original goal.
- Lane Stadium has been sold out for 92 consecutive games, starting with the final home game of the 1998 season against Virginia.
- The original cost of the stadium was \$3.5 million with an original capacity of 40,000.
- The first game played in the new stadium was a freshman game on Sept. 24, 1965, an 8-8 tie between Tech and Maryland. The first varsity game was played a week later, on Oct. 2 with the Hokies beating William & Mary 9-7.

ALL-TIME BLACKSBURG RECORD

- In addition to its impressive record at Lane Stadium/Worsham Field (1965-present), Virginia Tech has made Blacksburg a very difficult place to play for opposing football teams.
- Tech has compiled a 360-101-13 record in 474 games in Blacksburg.
- Virginia Tech's first game on campus was its first game ever played, a 14-10 win over St. Albans on Oct. 21, 1892. The game was played on an open field behind the Barracks No. 1 (Lane Hall) on the northeast side of campus.
- A small, ungraded area near the present Memorial Chapel was assigned for both athletic and military drill use in 1894 and was known as Sheib Field, where Tech went 13-1. The area was enlarged in 1902 and became known as Gibboney Field, where the Hokies posted a 19-2 record.
- In 1909 the area was graded and leveled, the grandstand enlarged, and the name changed to Miles Field, where the Hokies went 60-3-3. Miles Field was used for football, baseball, and track until Miles Stadium was completed in 1926. Tech called Miles Stadium home from 1926-64, posting a 67-25-4 record.
- Miles Stadium was razed following the 1964 football season and was superseded by the present Lane Stadium.



VIRGINIA TECH TWO-DEEP DEPTH CHART • VS. VIRGINIA

as of Nov. 19, 2012

OFFENSE (PRO SET/MULTIPLE)

| | | | | | | | |
|-----------|----|---------------------|------|-----|-------|--------------------|-----------|
| SE | 83 | Corey Fuller | 6-2 | 196 | r-Sr. | Baltimore, MD | OR |
| | 7 | Marcus Davis | 6-4 | 232 | r-Sr. | Virginia Beach, VA | |
| TE | 9 | Randall Dunn | 6-2 | 240 | r-Sr. | Virginia Beach, VA | |
| | 88 | Ryan Malleck | 6-4 | 244 | So. | Point Pleasant, NJ | |
| LT | 54 | Nick Becton | 6-6 | 317 | r-Sr. | Wilmington, NC | |
| | 69 | Mark Shuman | 6-7 | 307 | r-So. | Fork Union, VA | |
| LG | 76 | David Wang | 6-2 | 288 | r-Jr. | Ashburn, VA | |
| | 64 | Matt Arkema | 6-3 | 287 | r-So. | Midlothian, VA | |
| C | 79 | Caleb Farris | 6-3 | 309 | So. | Lexington, VA | |
| | 67 | Michael Via | 6-7 | 304 | r-Sr. | McLeansville, NC | |
| RG | 55 | Brent Benedict | 6-5 | 304 | r-So. | Jacksonville, FL | |
| | 67 | Michael Via | 6-7 | 304 | r-Sr. | McLeansville, NC | |
| RT | 71 | Vinston Painter | 6-6 | 309 | r-Sr. | Norfolk, VA | |
| | 63 | Laurence Gibson | 6-6 | 303 | r-So. | Sierra Vista, VA | |
| TB | 4 | <i>J.C. Coleman</i> | 5-8 | 192 | Fr. | Chesapeake, VA | |
| | 22 | Tony Gregory | 6-0 | 185 | r-Jr. | Virginia Beach, VA | |
| | 20 | Michael Holmes | 6-0 | 208 | r-Fr. | Harrisonburg, VA | |
| FB | 45 | Joey Phillips | 5-11 | 234 | r-Sr. | Blacksburg, VA | |
| | 25 | Martin Scales | 5-11 | 222 | r-Sr. | Martinsville, VA | |
| QB | 3 | Logan Thomas | 6-6 | 260 | r-Jr. | Lynchburg, VA | |
| | 6 | Mark Leal | 6-1 | 213 | r-So. | Greenacres, FL | |
| FL | 80 | Demitri Knowles | 6-1 | 177 | r-Fr. | Lynchburg, VA | OR |
| | 11 | Dyrell Roberts | 6-2 | 195 | r-Sr. | Smithfield, VA | |
| | 19 | Kevin Asante | 5-11 | 181 | r-Fr. | Charlotte, NC | |

DEFENSE (4-2-5)

| | | | | | | | |
|------------|----|--------------------------|------|-----|-------|----------------------|--|
| DE | 96 | Corey Marshall | 6-1 | 267 | So. | Petersburg, VA | |
| | 66 | Tyrel Wilson | 6-1 | 228 | r-Jr. | Hampton, VA | |
| DT | 98 | Derrick Hopkins | 6-0 | 306 | Jr. | Highland Springs VA | |
| | 42 | J.R. Collins | 6-2 | 261 | r-Jr. | Stafford, VA | |
| DT | 56 | Antoine Hopkins | 6-1 | 313 | r-Sr. | Highland Springs, VA | |
| | 92 | Luther Maddy | 6-1 | 288 | So. | Delray Beach, FL | |
| | 97 | Kris Harley | 6-1 | 282 | r-Fr. | Indianapolis, IN | |
| DE | 99 | James Gayle | 6-4 | 269 | r-Jr. | Hampton, VA | |
| | 90 | Dadi Nicolas | 6-2 | 233 | r-Fr. | Delray Beach, Fla. | |
| LB | 58 | Jack Tyler | 6-1 | 236 | r-Jr. | Oakton, VA | |
| | 36 | Chase Williams | 6-2 | 235 | r-So. | Leesburg, VA | |
| LB | 51 | Bruce Taylor | 6-2 | 244 | r-Sr. | Riceboro, GA | |
| | 24 | Tariq Edwards | 6-2 | 237 | r-Jr. | Cheraw, SC | |
| OLB | 28 | Alonzo Tweedy | 6-2 | 193 | r-Sr. | Richmond, VA | |
| | 37 | Ronny Vandyke | 6-3 | 215 | r-Fr. | Lorton, VA | |
| ROV | 34 | Kyshoen Jarrett | 5-11 | 195 | So. | Tannersville, PA | |
| | 43 | Jeron Gouveia-Winslow | 6-2 | 210 | r-Sr. | Ashburn, VA | |
| CB | 17 | Kyle Fuller | 6-0 | 193 | Jr. | Baltimore, MD | |
| | 30 | <i>Donaldven Manning</i> | 5-9 | 155 | Fr. | Miami, FL | |
| FS | 8 | Detrick Bonner | 6-0 | 198 | r-So. | McDonough, GA | |
| | 26 | <i>Desmond Frye</i> | 6-2 | 181 | Fr. | Chester, VA | |
| CB | 1 | Antone Exum | 6-1 | 224 | r-Jr. | Glen Allen, VA | |
| | 31 | <i>Donovan Riley</i> | 5-11 | 200 | Fr. | Reistertown, MD | |

italics indicates true freshman

SPECIALISTS

| | | | | | | | |
|--------------------|----|----------------------|------|-----|-------|------------------|------------|
| P | 27 | <i>A.J. Hughes</i> | 6-1 | 190 | Fr. | Terre Haute, IN | |
| | 38 | Michael Branthover | 5-9 | 184 | So. | Dayton, MD | |
| FG/PAT | 89 | Cody Journell | 6-0 | 195 | r-Jr. | Ripplemead, VA | |
| | 21 | <i>Brooks Abbott</i> | 6-2 | 182 | Fr. | Jacksonville, FL | |
| Punt Snap | 65 | Joe St. Germain | 6-0 | 212 | r-So. | Los Alamitos, CA | |
| | 59 | Logan Baker | 5-11 | 222 | r-Fr. | Lebanon, VA | |
| FG/PAT Snap | 65 | Joe St. Germain | 6-0 | 212 | r-So. | Los Alamitos, CA | |
| | 59 | Logan Baker | 5-11 | 222 | r-Fr. | Lebanon, VA | |
| FG/PAT Hold | 12 | Trey Gresh | 6-1 | 212 | r-So. | Blacksburg, VA | |
| | 6 | Mark Leal | 6-1 | 213 | r-So. | Greenacres, FL | |
| KO | 21 | <i>Brooks Abbott</i> | 6-2 | 182 | Fr. | Jacksonville, FL | OR |
| | 38 | Michael Branthover | 5-9 | 184 | So. | Dayton, MD | |
| KR | 80 | Demitri Knowles | 6-1 | 177 | r-Fr. | Lynchburg, VA | AND |
| | 11 | Dyrell Roberts | 6-2 | 195 | r-Sr. | Smithfield, VA | |
| PR | 20 | Michael Holmes | 6-0 | 208 | r-Fr. | Harrisonburg, VA | AND |
| | 34 | Kyshoen Jarrett | 5-11 | 195 | So. | Tannersville, PA | |



BEAMERBALL

- During the **Frank Beamer** era at Tech, putting points on the scoreboard has always been a team effort — the offense, the defense and the special teams. It's called BeamerBall, and what sets it apart are the contributions of the defense and special teams.

- During Beamer's time, a player at every position on the defensive unit has produced at least one touchdown, and 37 different players have scored touchdowns while playing on Tech's special teams.

- Altogether, the defense and special teams have combined for 132 TDs since Beamer arrived in 1987, including 115 in Tech's past 243 games.

- Under Beamer, Tech's defense has scored 82 TDs, with 54 coming on pass interceptions, 26 on fumble returns and two on fumble recoveries. The special teams have added 50 TDs, including 17 on blocked punts, 19 on punt returns, nine on kickoff returns, four on blocked field goals and one on a fumble recovery.

- Fittingly, the trend started in Beamer's first game as Tech's head coach when true freshman Jon Jeffries returned a kickoff 92 yards for a touchdown against Clemson. It was the Hokies' first TD under Beamer, and it was the first of many scored by the special teams.

- Under Beamer, 83 different players on defense and special teams have scored TDs. Twenty-three of those players scored twice while Eddie Royal,

Xavier Adibi, Jason Lallis, Ike Charlton and Ricky Hall each had three scores, André Davis had four, Victor Harris had five and DeAngelo Hall had seven.

- Since the start of the 1993 season, Tech is 75-15 in games it scores at least one TD on defense or special teams. Tech is 79-25 under Beamer when scoring a non-offensive touchdown.

BEAMERBALL II

- Tech's tradition for blocking kicks is another part of BeamerBall. It was carried to new heights in 1998 with 10 blocks during the regular season and two more in the Hokies' Music City Bowl game against Alabama.

- Tech now has 129 blocks in **Frank Beamer's** 320 games as the head coach. The Hokies have blocked 64 punts (17 returned or recovered for TDs), 38 field goals and 27 extra points.

- The most prolific kick blockers under Beamer have been defensive lineman Bernard Basham (7 kicks) and safety Keion Carpenter (6 kicks). Basham blocked three field goals and four PATs, while Carpenter blocked six punts.

- During the Beamer era, Tech has blocked two kicks in a game 22 times, winning 16 of those games. Tech blocked two kicks against four different teams in 1998.

TOUCHDOWNS BY DEFENSE & SPECIAL TEAMS

1987: Jon Jeffries, 92-yd. kickoff return vs. Clemson; Don Stokes, recovered blocked punt in end zone vs. Syracuse; Randy Cockrell (ilb), 90-yd. interception return vs. Navy.

1988: Don Stokes, recovered blocked punt in end zone vs. Southern Miss; Jock Jones, recovered blocked punt in end zone vs. West Virginia; Roger Brown (cb), 55-yd. interception return vs. South Carolina; Leslie Bailey (ilb), 19-yd. interception return vs. South Carolina.

1989: Marcus Mickel, 90-yd. kickoff return vs. Clemson; Jock Jones (olb), 55-yd. interception return vs. Tulane; Roger Brown (cb), 55-yd. interception return vs. North Carolina State.

1990: The '90 season marked the first and only season to date during Beamer's tenure that Tech failed to score at least one TD on either defense or special teams.

1991: P.J. Preston (olb), recovered fumble in end zone vs. Oklahoma; Ken Landrum, 18-yd. blocked punt return vs. Cincinnati; Kirk Alexander (fs), 95-yd. interception return vs. Cincinnati.

1992: Tyronne Drakeford (cb), 40-yd. interception return vs. East Carolina; Tony Kennedy, 91-yd. kickoff return vs. Louisville; Ken Brown (olb), 18-yd. interception return vs. Rutgers.

1993: William Ferrell, 7-yd. blocked punt return vs. Rutgers; DeWayne Knight (olb), 23-yd. fumble return vs. Syracuse; Jeff Holland (dt), 8-yd. fumble return vs. Virginia; Lawrence Lewis (de), 20-yd. fumble return vs. Indiana; Antonio Banks, 80-yd. blocked field goal return vs. Indiana.

1994: Torrian Gray (rov), 66-yd. interception return vs. Boston College; Stacy Henley, 25-yd. blocked punt return vs. Temple; Lawrence Lewis (de), 60-yd. fumble return vs. East Carolina; Antonio Freeman, 80-yd. punt return vs. Pittsburgh.

1995: Jermaine Holmes, recovered blocked punt in end zone vs. Akron; Hank Coleman (de), 51-yd. fumble return vs. Rutgers; Myron Newsome (ilb), 71-yd. interception return vs. Rutgers; Larry Green (cb), 37-yd. interception return vs. West Virginia; Jim Baron (dt), 46-yd. fumble return vs. Temple; J.C. Price (dt), 19-yd. interception return vs. Temple; Antonio Banks (cb), 65-yd. interception return vs. Virginia; Bryan Still, 60-yd. punt return vs. Texas; Jim Baron (dt), 20-yd. fumble return vs. Texas.

1996: Cornelius White, 60-yd. blocked punt return vs. Syracuse; Keion Carpenter (fs), 100-yd. interception return vs. Miami.

1997: Carl Bradley (dt), recovered fumble in end zone vs. Rutgers; Pierson Prioleau (rov), 43-yd. fumble return vs. Rutgers; Lorenzo Ferguson (fs), 84-yd. interception return vs. Arkansas St.; Anthony Midget (cb), 22-yd. fumble return vs. Pittsburgh.

1998: Keion Carpenter (fs), 16-yd. interception return vs. Pittsburgh; Pierson Prioleau (rov), 85-yd. interception return vs. Boston College; Marcus Gildersleeve, recovered blocked punt in end zone vs. UAB; Ricky Hall, 17-yd. blocked punt return vs. West Virginia; Ricky Hall, recovered blocked punt in end zone vs. Syracuse; Loren Johnson (cb), 78-yd. fumble return vs. Syracuse; Ike Charlton (cb), 26-yd. interception return vs. Rutgers; Jamel Smith (lb), 98-yd. interception return vs. Rutgers; Anthony Midget (cb), 27-yd. interception return vs. Alabama.

1999: Ike Charlton (cb), 34-yd. interception return vs. Clemson; Corey Moore (de), 32-yd. fumble return vs. Clemson; Cory Bird (rov), 26-yd. fumble return vs. Syracuse; Phillip Summers (rov), 43-yd. interception return vs. Syracuse; Tee Butler, recovered fumble by punter in end zone vs. Syracuse; Ricky Hall, 64-yd. punt return vs. Miami; Ike Charlton (cb), 51-yd. fumble return vs. Miami; Larry Austin (cb), 31-yd. interception return vs. Temple.

2000: Willie Pile (fs), 11-yd. interception return vs. Akron; Cory Bird, 9-yd. blocked punt return vs. East Carolina; André Davis, 87-yd. punt return vs. East Carolina; André Davis, 71-yd. punt return vs. Boston College; André Davis, 76-yd. punt return vs. WVU; Nathaniel Adibi (de), 36-yd. fumble return vs. UCF.

2001: Channing Reed (dt), 8-yd. fumble return vs. Rutgers; Kevin McCadam (rov), 69-yd. interception return vs. UCF; André Davis, 55-yd. punt return vs. UCF; Jim Davis (de), 27-yd. interception return vs. West Virginia; Kevin McCadam (rov), 9-yd. fumble return vs. Boston College; Ronyell Whitaker, 71-yd. blocked field goal return vs. Pittsburgh; Brandon Manning, 22-yd. blocked punt return vs. Miami.

2002: DeAngelo Hall, 69-yd. punt return vs. Arkansas State; DeAngelo Hall (cb), 49-yd. interception return vs. Arkansas State; Jason Lallis (dt), 59-yd. fumble return vs. Arkansas State; Alex Markogiannakis (ilb), 25-yd. fumble return vs. Western Michigan; DeAngelo Hall, 51-yd. punt return vs. Rutgers; Darryl Tapp, 11-yd. blocked punt return vs. Virginia; Willie Pile (fs), 96-yd. interception return vs. Miami.

2003: Jason Lallis (dt), 45-yd. interception return vs. UCF; Eric Green (cb), 84-yd. interception return vs. UConn; Mike Imoh, 91-yd. kickoff return vs. UConn; Chris Clifton, 16-yd. blocked punt return vs. UConn; Jimmy Williams (fs), 55-yd. interception return vs. Rutgers; DeAngelo Hall, 58-yd. punt return vs. Syracuse; DeAngelo Hall, 60-yd. punt return vs. Syracuse; Vincent Fuller (cb), 50-yd. fumble return vs. WVU; DeAngelo Hall (cb), 28-yd. fumble return vs. Miami; Eric Green (cb), 51-yd. interception return vs. Miami; DeAngelo Hall, 52-yd. punt return vs. Cal.

2004: Jason Lallis (de), 28-yd. fumble return vs. Western Michigan; Brandon Flowers (cb), 38-yd. interception return vs. Western Michigan; Vincent Fuller, 74-yd. blocked field goal return vs. West Virginia; Bl. Warren (ilb), 46-yd. interception return vs. Florida A&M; Roland Minor (cb), 64-yd. interception return vs. Georgia Tech; Jimmy Williams (cb), 34-yd. interception return vs. Maryland.

2005: Roland Minor (cb), 23-yd. interception return vs. Duke; D.J. Parker, 78-yd. blocked field goal return vs. Georgia Tech; Xavier Adibi (ilb) 25-yd. interception return vs. Georgia Tech; Chris Ellis (de), 29-yd. interception return vs. Georgia Tech; Vince Hall (ilb) 15-yd. fumble return vs. Marshall; Vince Hall (ilb) 13-yd. interception return vs. Boston College; James Anderson (olb) 39-yd. interception return vs. Louisville.

2006: Brenden Hill (olb), 69-yd. interception return vs. North Carolina; Eddie Royal, 58-yd. punt return vs. Duke; Victor "Macho" Harris (cb), 72-yd. interception return vs. Cincinnati; Noland Burchette (de), 15-yd. fumble return vs. Kent State; Xavier Adibi (ilb), 35-yd. fumble return vs. Wake Forest.

2007: Victor "Macho" Harris (cb), 17-yd. interception return vs. East Carolina; Brandon Flowers (cb), 49-yd. interception return vs. William & Mary; Eddie Royal, 60-yd. punt return vs. William & Mary; D.J. Parker (fs), 32-yd. interception return vs. Clemson; Eddie Royal, 82-yd. punt return vs. Clemson; Victor "Macho" Harris, 100-yd. kickoff return



vs. Clemson; Chris Ellis (de), 5-yd. interception return vs. Florida State; Xavier Adibi (lb), 40-yd. interception return vs. Boston College; Justin Harper, 84-punt return vs. Kansas.

2008: Stephan Virgil (cb), 30-yd. fumble return vs. East Carolina; Brett Warren (ilb), 36-yd. interception return vs. Boston College; Victor "Macho" Harris (cb), 55-yd.

interception return vs. Boston College; Victor "Macho" Harris (cb), 23-yd. interception return vs. Duke; Orion Martin (de), 17-yd. fumble return vs. Boston College.

2009: Dyrell Roberts, 98-yd. kickoff return vs. Alabama; Jayron Hosley, 64-yd. punt return vs. Marshall; Matt Reidy, 1-yd. blocked punt return vs. Miami; Rashad Carmichael (cb) 22-yd. interception return vs. Boston College.

2010: Rashad Carmichael (cb), 68-yd. interception return vs. East Carolina; David Wilson, 92-yd. kickoff return vs. NC State; Jayron Hosley, 80-yd. punt return vs. Central Michigan; David Wilson, 90-yd. kickoff return vs. Georgia Tech; Jeron Gouveia-Winslow (olb), 24-yd. interception return vs. Florida State.

2011: Kyle Fuller, recovered blocked punt in end zone vs. Appalachian State.

2012: Kyshoen Jarrett, 94-yd. punt return vs. Pittsburgh; Demetri Knowles, 93-yd. kickoff return vs. North Carolina.

VIRGINIA TECH'S BLOCKED KICKS UNDER FRANK BEAMER

Totals: 129 in 320 games (64 punts, 38 FGs, 27 PATs)

1987 (1 punt, 1 PAT, 1 FG)

Syracuse – punt* (Jimmy Whitten) hL

East Carolina – PAT (na) hL

Cincinnati – FG (Roger Brown) hW

1988 (4 punts, 3 FGs)

Clemson – punt (Jock Jones) aL

Southern Miss – punt* (Archie Hopkins) aL

West Virginia – punt* (Archie Hopkins) hL

Cincinnati – punt+ (Jock Jones) aW

Louisville – FG (Jimmy Whitten) aL

Florida State – FG (Roger Brown);

FG+ (Roger Brown) aL

1989 (1 punt, 1 FG)

Tulane – punt+ (Archie Hopkins) hW

NC State – FG (Jock Jones) aW

1990 (2 punts, 4 PATs, 1 FG)

East Carolina – PAT (John Rivers) aW

South Carolina – PAT (John Rivers) hL

Florida State – punt+ (Scott Jones) aL

West Virginia – FG+ (Bernard Basham) hW

Temple – punt (Archie Hopkins) aL

NC State – PAT (Bernard Basham) hW

Virginia – PAT (Bernard Basham) hW

1991 (3 punts, 3 FGs)

James Madison – FG (Bernard Basham) hW

Oklahoma – FG (Bernard Basham) aL

Cincinnati – punt+ (P.J. Preston);

punt* (Kirk Alexander) hW

Louisville – FG (John Rivers) hW

East Carolina – punt (Marcus McClung) hL

1992 (5 PATs, 1 FG)

James Madison – PAT (John Rivers);

FG+ (Kirk Alexander) hW

East Carolina – PAT (Bernard Basham) aL

West Virginia – PAT (David Wimmer) hL

Miami – PAT (Bernard Basham) hL

Virginia – PAT (David Wimmer) hL

1993 (4 punts, 2 FGs)

Miami – punt@ (Willie Wilkins) aL

Maryland – FG (George DelRicco) hW

Rutgers – punt* (Marcus McClung) hW

Syracuse – punt+ (William Ferrell) hW

Virginia – punt# (Brandon Semones) aW

Indiana – FG* (Jeff Holland) nW

1994 (2 punts, 2 FGs)

Arkansas St. – FG (Cornell Brown) hW

Temple – punt* (William Ferrell) hW

Miami – punt# (Michael Williams) aL

Rutgers – FG (Michael Williams) hW

1995 (4 punts, 3 PATs, 1 FG)

BC – PAT (Waverly Jackson) hL

Cincinnati – FG (Jim Baron);

PAT (Lawrence Lewis) hL

Miami – punt# (Angelo Harrison) hW

Pittsburgh – punt+ (Angelo Harrison);

punt# (Angelo Harrison) aW

Akron – punt* (Okesa Smith);

PAT (Lawrence Lewis) hW

1996 (5 punts, 1 PAT)

Akron – PAT (John Engelberger) aW

BC – punt+ (Keion Carpenter) aW

Syracuse – punt* (Cornelius White) aL

Temple – punt (Keion Carpenter) hW

SW Louisiana – punt (Michael Stuewe);

punt+ (Keion Carpenter) hW

1997 (2 punts, 3 PATs, 2 FGs)

Arkansas St. – FG+ (Carl Bradley) hW

WVU – punt# (Phillip Summers) aL

Miami – PAT (Carl Bradley) hW

Pittsburgh – PAT (Corey Moore);

PAT (John Engelberger) aL

Virginia – punt (Keion Carpenter);

FG (John Engelberger) aL

1998 (8 punts, 2 PATs, 2 FGs)

East Carolina – FG+ (Corey Moore) hW

Miami – PAT (John Engelberger) aW

Pittsburgh – FG (Corey Moore);

punt# (Larry Austin) hW

Boston College – punt (Keion Carpenter);

punt+ (André Davis) aW

UAB – punt* (Larry Austin) aW

WVU – punt* (Marcus Gildersleeve);

PAT (John Engelberger) hW

Syracuse – punt* (Anthony Midget) aL

Alabama – punt (Keion Carpenter);

punt+ (Corey Moore) nW

1999 (1 punt, 1 PAT)

Rutgers – PAT^ (Carl Bradley) aW

Pittsburgh – punt+ (André Davis) aW

2000 (4 punts, 2 FGs, 2 PATs)

Akron – FG+ (Cory Bird) hW

East Carolina – punt* (Wayne Ward);

FG (Larry Austin) aW

Rutgers – punt+ (Eric Green) hW

Temple – punt+ (Wayne Ward) hW

West Virginia – punt (Lee Suggs)

PAT (Lamar Cobb) hW

Pittsburgh – PAT (David Pugh) hW

2001 (5 punts, 2 FGs)

W. Michigan – punt+ (Wayne Ward) hW

Rutgers – punt@ (Eric Green) aW

UCF – punt@ (Brandon Manning) hW

Pittsburgh – FG* (Lamar Cobb) aL

Virginia – punt (Wayne Ward) aW

Miami – FG# (David Pugh);

punt* (Eric Green) hL

2002 (5 punts, 2 FGs)

LSU – punt+ (Justin Hamilton);

punt@ (Jason Lallis) hW

Marshall – FG+ (Team) hW

Western Michigan – FG (Jeff King) aW

Pittsburgh – punt+ (Nathaniel Adibi) hL

West Virginia – punt# (Ernest Wilford) hL

Virginia – punt* (Justin Hamilton) hW

2003 (1 punt, 3 FGs)

UConn – punt* (Nathaniel Adibi) hW

Rutgers – FG (Jeff King) aW

Syracuse – FG (Vincent Fuller) hW

Miami – FG (Eric Green) hW

2004 (1 punt, 3 FGs)

W. Michigan – FG+ (Jim Davis);

punt+ (Darryl Tapp) hW

West Virginia – FG* (Jim Davis) hW

Virginia – FG (Jim Davis) hW

2005 (2 FGs, 1 punt)

Georgia Tech – FG* (Jeff King) hW

North Carolina – FG+ (Darryl Tapp);

punt+ (Macho Harris) hW

2006 (3 punts, 2 FGs)

Northeastern – punt+ (Cary Wade);

FG (Kory Robertson) hW

North Carolina – punt+ (Josh Morgan) aW

Cincinnati – punt@ (Josh Morgan) hW

Miami – FG (Duane Brown) aW

2007 (2 punts, 1 FG, 1 PAT)

Duke – punt+ (Stephan Virgil) aW

Virginia – punt# (Davon Morgan) aW

Boston College (ACC) – FG (Duane Brown)

PAT ^ (Duane Brown) nW

2008 (2 PAT, 2 FGs, 1 punt)

East Carolina – PAT^ (John Graves) nL

Furman – FG (John Graves) hW

Georgia Tech – PAT (John Graves) hW

Nebraska – punt@ (Stephan Virgil) aW

BC – FG# (Jason Worlds) aL

2009 (1 punt)

Miami – punt* (Jacob Sykes) hW

2010 (2 PAT, 1 punt)

Boise State – punt (Davon Morgan)

PAT (Andre Smith) nL

Stanford – PAT (Andre Smith) nL

2011 (1 punt)

Appalachian State – punt* (Tony Gregory) hW

2012 (1 punt)

Austin Peay – punt+ (Tony Gregory) hW

* - recovered or returned for TD;

+ - led to TD;

@ - led to safety;

- led to field goal;

^ - led to a two-point defensive extra point



THE LAST TIME AN OPPOSING TEAM OR PLAYER ...

TEAM

Scored 70+ points 77, Alabama 1973
 Scored 60-69 points 66, Washington & Lee, 1951
 Scored 50-59 points 52, California, 2003
Scored 40-49 points 48, North Carolina, 2012

Rushed for 500+ yards 748, Alabama, 1973
 Rushed for 400-499 yards 461, Alabama, 1972
Rushed for 300-399 yards 339, North Carolina, 2012
Rushed for 200-299 yards 254, Pittsburgh, 2012
 Had 50-99 yards rushing 53, Florida State, 2010
Had FEWER than 50 yards rushing -15, Florida State, 2012

Passed for 500+ yards NEVER
 Passed for 400-499 yards 403, Syracuse, 2002
Passed for 350-399 yards 326, Florida State, 2012
Had 50-99 yards passing 62, Austin Peay, 2012
 Had FEWER than 50 yards passing 20, Duke, 2008

Had 800+ yards in total offense 833, Alabama, 1973
 Had 700-799 yards in total offense NEVER
 Had 600-699 yards in total offense 604, Syracuse, 2002
Had 500-599 yards in total offense 533, North Carolina, 2012

Recorded a safety Boston College [2], 2008
Recorded a defensive TD Clemson, 2012
 Shut out Tech Cincinnati, 1995
 Blocked two kicks in a game Duke, 2006
Scored a special teams TD North Carolina, 2012
 Scored defensive & special teams TD Syracuse, 1996

INDIVIDUAL

Rushed for 200+ yards 262, Giovani Bernard, North Carolina, 2012
Rushed for 150-199 yards 157, Rushel Shell, Pittsburgh, 2012
Rushed for 100-149 yards 133, Rolandan Finch, BC, 2012
 Two players rushed for 100 yards Syracuse, 1994
 Malcolm Thomas (185) & Kirby Dar Dar (108)
 Three players rushed for 100 yards NEVER
 Had 40+ carries 44, Paul Palmer, Temple, 1986
 Had 35-39 carries 38, Derrick Knight, Boston College, 2003
 Rushed for 6 TDs Willis McGahee, Miami, 2002
 Rushed for 5 TDs NEVER
 Rushed for 4 TDs Chris Brantley, Rutgers, 1992
 Rushed for 3 TDs Tevin Washington, Georgia Tech, 2011
Rushed for 2 TDs Tajh Boyd, Clemson, 2012

Passed for 500+ yards NEVER
 Passed for 400-499 yards 403, Troy Nunes, Syracuse, 2002
Passed for 300-399 yards 326, E.J. Manuel, Florida State, 2012
 Passed for 5 TDs NEVER
 Passed for 4 TDs Andrew Luck, Stanford, 2011
Passed for 3 TDs E.J. Manuel, Florida State, 2012
 Had 50+ pass attempts 52, Matt Ryan, Boston College, 2007
Had 40-49 pass attempts 42, E.J. Manuel, Florida State, 2012
Had 30-39 pass attempts 30, Chase Rettig, Boston College, 2012
 Had 30+ pass completions 30, Dominique Davis, ECU, 2010
Had 20-29 pass comps 25, E.J. Manuel, Florida State, 2012
 QB rush/pass for 100 yards Jameel Sewell, Virginia, 2009
 120 yds passing, 104 yds rushing

Had 11+ receptions 13, Andre Callender, Boston College, 2007
 Had 250+ yards receiving NEVER
 Had 200-249 yards rec. 229, David Tyree, Syracuse, 2002
Had 100+ yards receiving 125, Rashad Greene, Florida State, 2012
 Had 4 TD receptions Chris Brantley, Rutgers, 1992
 Had 3 TD receptions Coby Fleener, Stanford, 2011
Had 2 TD receptions Rashad Greene, Florida State, 2012

Intercepted 3 passes Aaron Beasley, West Virginia, 1994
Intercepted 2 passes Jonathan Meeks, Clemson, 2012

Returned a KO for TD Sean Tapley, North Carolina, 2012
 Returned punt for TD Nate Swift, Nebraska, 2008
Returned an INT for TD Jonathan Meeks, Clemson, 2012
 Returned a fumble for TD Jamie Silva, Boston College, 2007
 Returned blocked punt for TD T.J. Lee, East Carolina, 2008
 Returned blocked FG for TD NEVER
 Returned blocked PAT for 2 pts Nigel Bradham, FSU, 2010
 Blocked an extra point Vinny Curry, Marshall, 2011
 Blocked a FG TEAM, Northeastern, 2006
Blocked a punt Rayshawn Jenkins, Miami, 2012
2-point conversion Florida State, 2012
 N. O'Leary pass from E.J. Manuel

Made 6 FGs NEVER
 Made 5 FGs Alex Henery, Nebraska, 2009
 Made 4 FGs Will Snyderwine, Duke, 2009
Made 3 FGs Nate Freese, Boston College, 2012
 Kicked a 60+ FG NEVER
Kicked a 50-59 FG 52, Dustin Hopkins, Florida State, 2012
Kicked a 40-49 FG 42, Nate Freese, Boston College, 2012

Kicked a 70+ punt 76, Alex Henery, Nebraska, 2009
Kicked a 60-69 punt 60, Brian Schmeidebusch, Bowling Green, 2012

TURNOVERS

The Last Time Tech ...

Lost two fumbles James Madison, 2010
 Lost three fumbles North Carolina, 2006
 Lost four fumbles Miami, 2005
 Lost five or more fumbles 5, Kentucky, 1977

Threw three interceptions at Pittsburgh, 2012

Threw four interceptions vs. Miami, 2001
 Threw five interceptions vs. Virginia, 1994
 Threw six or more interceptions 7, vs. Florida St., 1959

The Last Time an Opponent ...

Lost two fumbles Duke, 2012
 Lost three fumbles NC State, 2009
 Lost four fumbles Arkansas St., 2002
 Lost five or more fumbles 5, Clemson, 1985

Threw three interceptions Duke, 2011
 Threw four interceptions North Carolina, 2010
 Threw five interceptions Georgia Tech, 2007
 Threw six or more interceptions 6, Rutgers, 1998

VIRGINIA TECH'S 228-GAME SCORING STREAK

Virginia Tech's current 228-game scoring streak from 1995 to present stands as the 15th-longest in Division I-A college history. In the 228-game run, Tech scored on its first offensive possession 75 times, plus another three occasions where it scored on returns on its first touch of the game. The Hokies have scored in the first quarter 164 times during the streak, and have had it extended by halftime in 219 of the 228 games. Here's that list: (* — includes a blocked punt recovery in the end zone prior to the first offensive possession against Akron in 1995; an interception return prior to the first offensive possession at Clemson in 2007; and an interception return prior to the first offensive possession against Boston College in 2008):

| School | Streak | Dates | Ended By | Scored On/In: | | | | | | | Points Scored | | |
|--|--------|-------------------------|----------------|---------------|-------|-----------|-----|----|----|----|---------------|--------|------|
| | | | | Season | Games | 1st Poss. | 1Q | 2Q | 3Q | 4Q | Wins | Losses | Ties |
| Brigham Young | 361 | 9/27/1975 - 11/15/2003 | Utah | 1995 | 10 | 2* | 6 | 3 | 1 | 0 | 335 | 0 | — |
| Michigan | 348 | 10/27/1984 - present | | 1996 | 12 | 6 | 9 | 3 | 0 | 0 | 328 | 42 | — |
| Florida | 308 | 11/05/1988 - present | | 1997 | 12 | 3 | 8 | 3 | 1 | 0 | 244 | 80 | — |
| Texas | 281 | 11/29/1980 - 10/02/2004 | Oklahoma | 1998 | 12 | 6 | 11 | 1 | 0 | 0 | 299 | 82 | — |
| Washington State | 280 | 10/22/1984 - 10/18/2008 | USC | 1999 | 12 | 4 | 11 | 1 | 0 | 0 | 455 | 29 | — |
| Washington | 272 | 11/14/1981 - 10/16/2004 | USC | 2000 | 12 | 7 | 10 | 1 | 0 | 1 | 463 | 21 | — |
| Oregon | 267 | 10/05/1985 - 11/15/2007 | UCLA | 2001 | 12 | 3 | 10 | 1 | 1 | 0 | 314 | 62 | — |
| TCU | 251 | 11/23/1991 - present | | 2002 | 14 | 4 | 11 | 3 | 0 | 0 | 303 | 126 | — |
| UCLA | 245 | 10/02/1971 - 10/17/1992 | Arizona State | 2003 | 13 | 7 | 11 | 2 | 0 | 0 | 328 | 132 | — |
| Colorado | 242 | 11/19/1988 - 10/25/2008 | Missouri | 2004 | 13 | 4 | 7 | 4 | 1 | 1 | 358 | 42 | — |
| Air Force | 242 | 12/31/1992 - present | | 2005 | 13 | 3 | 10 | 2 | 0 | 1 | 411 | 29 | — |
| Nebraska | 233 | 1/01/1974 - 11/29/1991 | Miami, Fla. | 2006 | 13 | 4 | 9 | 4 | 0 | 0 | 282 | 54 | — |
| Florida State | 232 | 9/10/1988 - 11/11/2006 | Wake Forest | 2007 | 14 | 6* | 9 | 4 | 1 | 0 | 364 | 38 | — |
| Tennessee | 233 | 9/24/1994 - present | | 2008 | 14 | 3* | 7 | 7 | 0 | 0 | 230 | 79 | — |
| Virginia Tech | 228 | 9/23/1995 - present | | 2009 | 13 | 5 | 11 | 1 | 1 | 0 | 350 | 64 | — |
| Ohio State | 227 | 12/30/93 - present * | | 2010 | 14 | 5 | 9 | 5 | 0 | 0 | 416 | 58 | — |
| Hawai'i | 219 | 12/04/1976 - 11/04/1995 | Colorado State | 2011 | 14 | 4 | 9 | 5 | 0 | 0 | 358 | 33 | — |
| Arizona | 214 | 9/09/1972 - 12/15/1990 | Syracuse | 2012 | 11 | 2 | 8 | 3 | 0 | 0 | 170 | 126 | — |
| | | | | Totals | 228 | 78 | 166 | 53 | 6 | 3 | 6008 | 1097 | 0 |
| * - had 13 games vacated by NCAA from 2010 season (not included in streak) | | | | | | | | | | | | | |

* - had 13 games vacated by NCAA from 2010 season (not included in streak)

Virginia Tech has a **173-55** record during the scoring streak, averaging **34.7** points in the wins and **19.9** points in the losses. The Hokies had only three occasions where they were delayed extending the streak until the fourth quarter. The last time came in 2005 in a 27-7 loss to No. 5 Miami at home. The latest Tech scored its first points in a game was with 6:58 left in the 2005 Sugar Bowl against Auburn, a game in which the Hokies went on to score another touchdown in the loss. The only other time came in a 2000 game at Miami where Tech didn't score until 12:23 left in the game and went on to score two more touchdowns in the loss. Here's a look at those occasions.

(* — denotes in New Orleans):

| Date | Game | Opponent | Fourth Quarter Score (first if multiple scores) | Time Left (4Q) | Result |
|--------------|------|----------|---|----------------|----------|
| Nov. 4, 2000 | 67 | at Miami | Lee Suggs 1 yd run | 12:23 | L, 21-41 |
| Jan. 3, 2005 | 122 | Auburn* | Josh Morgan 29 yd pass from Bryan Randall | 6:58 | L, 13-16 |
| Nov. 5, 2005 | 131 | Miami | Marcus Vick 2 yd run | 8:06 | L, 7-27 |

There have been **seven** occasions where Virginia Tech scored just once to continue the streak, by seven different players. Only once did Tech's lone score come in the fourth quarter of a game and that came in 2005 when Marcus Vick scored on a 5-yard run with 8:06 left in a 27-7 loss. A look at these seven times with one score.













(* — denotes Gator Bowl):

| Date | Game | Opponent | The Hokie To Score | Time Left | Result |
|---------------|------|--------------------|--|-----------|---------|
| Jan. 1, 1998* | 34 | vs. North Carolina | Shayne Graham 40 yd FG | 4:37, 3Q | L, 3-42 |
| Nov. 3, 2001 | 78 | at Pittsburgh | Ronyell Whitaker 71 yd blocked FG return | 1:42, 1Q | L, 7-38 |
| Oct. 22, 2003 | 103 | at West Virginia | Vincent Fuller 50 yd fumble return | 2:07, 2Q | L, 8-27 |
| Nov. 5, 2005 | 131 | Miami | Marcus Vick 2 yd run | 8:06, 4Q | L, 7-27 |
| Oct. 12, 2006 | 141 | at Boston College | Brandon Pace 36 FG | 0:41, 2Q | L, 3-22 |
| Sept. 8, 2007 | 150 | at LSU | Tyrod Taylor 1 yd run | 4:38, 3Q | L, 7-48 |
| Oct. 1, 2011 | 208 | Clemson | Cody Journell 24 FG | 4:35, 2Q | L, 3-23 |

The One-Scorers (7): Fuller 1, Graham 1, Journell 1, Pace 1, Taylor 1, Vick 1, Whitaker 1 (three field goals, two rushing touchdowns, one fumble return, one blocked field goal return)

VIRGINIA TECH FOOTBALL - 2012 SEASON
as of November 18, 2012

| RECORD | OVERALL | HOME | AWAY | NEUTRAL |
|----------------|---------|------|------|---------|
| ALL GAMES | 5-6 | 4-1 | 1-4 | 0-1 |
| CONFERENCE | 3-4 | 2-1 | 1-3 | 0-0 |
| NON-CONFERENCE | 2-2 | 2-0 | 0-1 | 0-1 |

| | DATE | OPPONENT | LOCATION | TV | SCORE | ATTEND |
|------------------------------------|--------------|-------------------|------------------------|---|------------|--------|
| * | Sep 03, 2012 | Georgia Tech | Blacksburg, Va. |  | W OT 20-17 | 65632 |
| | Sep 08, 2012 | Austin Peay | Blacksburg, Va. |  | W 42-7 | 65632 |
| | Sep 15, 2012 | at Pittsburgh | Pittsburgh, Pa. |  | L 17-35 | 48032 |
| | Sep 22, 2012 | Bowling Green | Blacksburg, Va. |  | W 37-0 | 65632 |
| | Sep 29, 2012 | vs. Cincinnati | Landover, Md. |  | L 24-27 | 46026 |
| * | Oct 06, 2012 | at North Carolina | Chapel Hill, N.C. |  | L 34-48 | 54000 |
| * | Oct 13, 2012 | Duke | Blacksburg, Va. |  | W 41-20 | 65632 |
| * | Oct 20, 2012 | at Clemson | Clemson, S.C. |  | L 17-38 | 81500 |
| * | Nov 01, 2012 | at Miami | Miami Gardens, Fla. |  | L 12-30 | 37219 |
| * | Nov 08, 2012 | Florida State | Blacksburg, Va. |  | L 22-28 | 65632 |
| * | Nov 17, 2012 | at Boston College | Chestnut Hill, Mass. |  | W OT 30-23 | 34266 |
| * | Nov 24, 2012 | Virginia | Blacksburg, Va. |  | Noon | |
| * - Atlantic Coast Conference Game | | | Rankings: (AP/Coaches) | | | |

| RUSHING | GP | ATT | GAIN | LOSS | NET | AVG | TD | LONG | AVG |
|------------------|-----------|------------|-------------|------------|-------------|------------|-----------|-----------|--------------|
| J.C. Coleman | 11 | 89 | 474 | 24 | 450 | 5.1 | 2 | 86 | 40.9 |
| Logan Thomas | 11 | 137 | 591 | 149 | 442 | 3.2 | 8 | 73 | 40.2 |
| Tony Gregory | 9 | 61 | 308 | 12 | 296 | 4.9 | 1 | 24 | 32.9 |
| Michael Holmes | 9 | 69 | 309 | 27 | 282 | 4.1 | 4 | 40 | 31.3 |
| Martin Scales | 11 | 30 | 145 | 9 | 136 | 4.5 | 2 | 17 | 12.4 |
| Dyrell Roberts | 11 | 9 | 72 | 3 | 69 | 7.7 | 0 | 25 | 6.3 |
| Marcus Davis | 11 | 4 | 61 | 0 | 61 | 15.2 | 0 | 26 | 5.5 |
| Demitri Knowles | 11 | 5 | 31 | 10 | 21 | 4.2 | 0 | 15 | 1.9 |
| Corey Fuller | 11 | 1 | 10 | 0 | 10 | 10.0 | 0 | 0 | 0.9 |
| Mark Leal | 2 | 2 | 5 | 0 | 5 | 2.5 | 0 | 3 | 2.5 |
| Daniel Dyer | 5 | 1 | 1 | 0 | 1 | 1.0 | 0 | 1 | 0.2 |
| Team | 9 | 10 | 0 | 54 | -54 | -5.4 | 0 | 0 | -6.0 |
| TOTAL | 11 | 418 | 2007 | 288 | 1719 | 4.1 | 17 | 86 | 156.3 |
| OPPONENTS | 11 | 426 | 1979 | 333 | 1646 | 3.9 | 13 | 65 | 149.6 |

| PASSING | GP | EFFIC | ATT-CMP-INT | PCT | YDS | TD | LONG | AVG/G |
|------------------|-----------|---------------|-------------------|-------------|-------------|-----------|-----------|--------------|
| Logan Thomas | 11 | 123.50 | 187-352-14 | 53.1 | 2654 | 16 | 85 | 241.3 |
| Mark Leal | 2 | 103.07 | 4-6-0 | 66.7 | 26 | 0 | 10 | 13.0 |
| Marcus Davis | 11 | -200.00 | 0-1-1 | 0.0 | 0 | 0 | 0 | 0.0 |
| TOTAL | 11 | 122.26 | 191-359-15 | 53.2 | 2680 | 16 | 85 | 243.6 |
| OPPONENTS | 11 | 115.55 | 177-345-11 | 51.3 | 2272 | 16 | 76 | 206.5 |

| RECEIVING | GP | NO | YDS | AVG | TD | LONG | AVG |
|------------------|-----------|------------|-------------|-------------|-----------|-----------|--------------|
| Marcus Davis | 11 | 43 | 858 | 20.0 | 5 | 85 | 78.0 |
| Corey Fuller | 11 | 38 | 743 | 19.6 | 5 | 69 | 67.5 |
| Dyrell Roberts | 11 | 29 | 349 | 12.0 | 1 | 44 | 31.7 |
| Ryan Malleck | 11 | 16 | 169 | 10.6 | 0 | 30 | 15.4 |
| J.C. Coleman | 11 | 16 | 93 | 5.8 | 1 | 24 | 8.5 |
| Demitri Knowles | 11 | 15 | 207 | 13.8 | 1 | 42 | 18.8 |
| Randall Dunn | 10 | 10 | 115 | 11.5 | 2 | 35 | 11.5 |
| Tony Gregory | 9 | 6 | 57 | 9.5 | 0 | 15 | 6.3 |
| Michael Holmes | 9 | 5 | 23 | 4.6 | 0 | 6 | 2.6 |
| Joey Phillips | 11 | 4 | 13 | 3.2 | 0 | 6 | 1.2 |
| Eric Martin | 10 | 3 | 16 | 5.3 | 1 | 7 | 1.6 |
| Kevin Asante | 9 | 2 | 18 | 9.0 | 0 | 17 | 2.0 |
| Joshua Stanford | 1 | 1 | 9 | 9.0 | 0 | 9 | 9.0 |
| Christian Reeves | 8 | 1 | 6 | 6.0 | 0 | 6 | 0.8 |
| Riley Beiro | 6 | 1 | 3 | 3.0 | 0 | 3 | 0.5 |
| Martin Scales | 11 | 1 | 1 | 1.0 | 0 | 1 | 0.1 |
| TOTAL | 11 | 191 | 2680 | 14.0 | 16 | 85 | 243.6 |
| OPPONENTS | 11 | 177 | 2272 | 12.8 | 16 | 76 | 206.5 |

| PUNTING | NO | YDS | AVG | LONG | TB | FC | I20 | BLKD |
|------------------|-----------|-------------|-------------|-----------|----------|-----------|-----------|----------|
| A.J. Hughes | 59 | 2388 | 40.5 | 57 | 2 | 15 | 15 | 0 |
| Team | 2 | 26 | 13.0 | 26 | 0 | 0 | 0 | 1 |
| TOTAL | 61 | 2414 | 39.6 | 57 | 2 | 15 | 15 | 1 |
| OPPONENTS | 71 | 2798 | 39.4 | 60 | 3 | 11 | 20 | 1 |

| TEAM STATISTICS | HOKIES | OPPONENT |
|-------------------------|-------------|--------------|
| SCORING | 296 | 273 |
| Points Per Game | 26.9 | 24.8 |
| FIRST DOWNS | 215 | 211 |
| Rushing | 93 | 87 |
| Passing | 111 | 101 |
| Penalty | 11 | 23 |
| RUSHING YARDAGE | 1719 | 1646 |
| Yards gained rushing | 2007 | 1979 |
| Yards lost rushing | 288 | 333 |
| Rushing Attempts | 418 | 426 |
| Average Per Rush | 4.1 | 3.9 |
| Average Per Game | 156.3 | 149.6 |
| TDs Rushing | 17 | 13 |
| PASSING YARDAGE | 2680 | 2272 |
| Comp-Att-Int | 191-359-15 | 177-345-11 |
| Average Per Pass | 7.5 | 6.6 |
| Average Per Catch | 14.0 | 12.8 |
| Average Per Game | 243.6 | 206.5 |
| TDs Passing | 16 | 16 |
| TOTAL OFFENSE | 4399 | 3918 |
| Total Plays | 777 | 771 |
| Average Per Play | 5.7 | 5.1 |
| Average Per Game | 399.9 | 356.2 |
| KICK RETURNS: #-Yards | 41-1011 | 40-952 |
| PUNT RETURNS: #-Yards | 31-330 | 27-191 |
| INT RETURNS: #-Yards | 11-56 | 15-169 |
| KICK RETURN AVERAGE | 24.7 | 23.8 |
| PUNT RETURN AVERAGE | 10.6 | 7.1 |
| INT RETURN AVERAGE | 5.1 | 11.3 |
| FUMBLES-LOST | 23-7 | 16-6 |
| PENALTIES-Yards | 63-563 | 83-652 |
| Average Per Game | 51.2 | 59.3 |
| PUNTS-Yards | 61-2414 | 71-2798 |
| Average Per Punt | 39.6 | 39.4 |
| Net punt average | 35.8 | 33.9 |
| KICKOFFS-Yards | 59-3593 | 60-3701 |
| Average Per Kick | 60.9 | 61.7 |
| Net kick average | 37.6 | 37.3 |
| TIME OF POSSESSION/Game | 29:42 | 30:18 |
| 3RD-DOWN Conversions | 68/170 | 51/167 |
| 3rd-Down Pct | 40% | 31% |
| 4TH-DOWN Conversions | 5/17 | 7/15 |
| 4th-Down Pct | 29% | 47% |
| SACKS BY-Yards | 30-203 | 18-108 |
| MISC YARDS | 0 | 0 |
| TOUCHDOWNS SCORED | 35 | 32 |
| FIELD GOALS-ATTEMPTS | 17-20 | 16-20 |
| ON-SIDE KICKS | 0-0 | 0-0 |
| RED-ZONE SCORES | (31-36) 86% | (32-40) 80% |
| RED-ZONE TOUCHDOWNS | (19-36) 53% | (21-40) 52% |
| PAT-ATTEMPTS | (31-33) 94% | (31-31) 100% |

| ATTENDANCE | HOKIES | OPPONENT |
|--------------------|---------------|---------------|
| TOTAL | 328160 | 255017 |
| Games/Avg Per Game | 5/65632 | 5/51003 |
| Neutral Site Games | | 1/46026 |

| SCORE BY QUARTERS | 1ST | 2ND | 3RD | 4TH | OT | TOTAL |
|-------------------|-----|-----|-----|-----|----|-------|
| Virginia Tech | 51 | 80 | 78 | 77 | 10 | 296 |
| Opponents | 74 | 71 | 59 | 69 | 0 | 273 |

| PUNT RETURNS | NO. | YDS | AVG | TD | LONG |
|------------------|-----------|------------|-------------|----------|-----------|
| Kyshoen Jarrett | 18 | 250 | 13.9 | 1 | 94 |
| Michael Holmes | 9 | 55 | 6.1 | 0 | 15 |
| Tony Gregory | 1 | 16 | 16.0 | 0 | 0 |
| Dyrell Roberts | 1 | 0 | 0.0 | 0 | 0 |
| Team | 1 | -1 | -1.0 | 0 | 0 |
| Willie Byrn | 1 | 10 | 10.0 | 0 | 10 |
| TOTAL | 31 | 330 | 10.6 | 1 | 94 |
| OPPONENTS | 27 | 191 | 7.1 | 0 | 40 |

| KICK RETURNS | NO. | YDS | AVG | TD | LONG |
|------------------|-----------|-------------|-------------|----------|-----------|
| Demitri Knowles | 20 | 585 | 29.2 | 1 | 93 |
| J.C. Coleman | 16 | 349 | 21.8 | 0 | 34 |
| Martin Scales | 2 | 41 | 20.5 | 0 | 26 |
| Riley Beiro | 1 | 12 | 12.0 | 0 | 12 |
| Chase Williams | 1 | 7 | 7.0 | 0 | 7 |
| Kevin Asante | 1 | 17 | 17.0 | 0 | 17 |
| TOTAL | 41 | 1011 | 24.7 | 1 | 93 |
| OPPONENTS | 40 | 952 | 23.8 | 1 | 94 |

| FUMBLE RETURNS | NO | YDS | AVG | TD | ONG |
|------------------|----------|----------|------------|----------|----------|
| TOTAL | 0 | 0 | 0.0 | 0 | 0 |
| OPPONENTS | 1 | 8 | 8.0 | 0 | 8 |

| INTERCPECTIONS | NO. | YDS | AVG | TD | LONG |
|-------------------|-----------|------------|-------------|----------|-----------|
| Antone Exum | 3 | 0 | 0.0 | 0 | 0 |
| Kyle Fuller | 2 | 0 | 0.0 | 0 | 0 |
| Michael Cole | 2 | 12 | 6.0 | 0 | 12 |
| Kris Harley | 1 | 0 | 0.0 | 0 | 0 |
| Donaldven Manning | 1 | 0 | 0.0 | 0 | 0 |
| Detrick Bonner | 1 | 39 | 39.0 | 0 | 39 |
| Donovan Riley | 1 | 5 | 5.0 | 0 | 5 |
| TOTAL | 11 | 56 | 5.1 | 0 | 39 |
| OPPONENTS | 15 | 169 | 11.3 | 2 | 74 |

| FG SEQUENCE | VIRGINIA TECH | OPPONENTS |
|--|----------------|----------------|
| Georgia Tech | 38,(41),(17) | (34) |
| Austin Peay | - | - |
| Pittsburgh | (32) | 35,33 |
| Bowling Green | (35) | 43 |
| Cincinnati | (28) | (20),(43),41 |
| North Carolina | (40),(35) | (44),(40) |
| Duke | (37),(41) | (40),(28) |
| Clemson | (40) | (27) |
| Miami | (22),(20),47 | (22),(31),(37) |
| Florida State | (35),43,(21) | (52),(45) |
| Boston College | (26),(42),(41) | (36),(35),(42) |
| Virginia | | |
| Numbers in (parentheses) indicate field goal was made. Numbers in [brackets] indicate field goal was blocked. | | |

| KICKOFFS | No. | Yds | Avg | TB | OB | Retn | Net | YdLn |
|--------------------|-----------|-------------|-------------|-----------|----------|-------------|-------------|-----------|
| Brooks Abbott | 39 | 2399 | 61.5 | 9 | 1 | | 45.6 | 24 |
| Michael Branthover | 20 | 1194 | 59.7 | 8 | 1 | | 40.3 | 24 |
| TOTAL | 59 | 3593 | 60.9 | 17 | 2 | 952 | 37.6 | 27 |
| OPPONENTS | 60 | 3701 | 61.7 | 18 | 0 | 1011 | 37.3 | 27 |

| SCORING | TD | FGS | PATS | | | | DXP | SAFETY | POINTS |
|------------------|-----------|--------------|--------------|------------|----------|------------|----------|----------|------------|
| | | | KICK | RUSH | RCV | PASS | | | |
| Cody Journell | 0 | 17-20 | 31-33 | 0-0 | 0 | 0-0 | 0 | 0 | 82 |
| Logan Thomas | 8 | 0-0 | 0-0 | 0-0 | 0 | 1-2 | 0 | 0 | 48 |
| Corey Fuller | 5 | 0-0 | 0-0 | 0-0 | 1 | 0-0 | 0 | 0 | 32 |
| Marcus Davis | 5 | 0-0 | 0-0 | 0-0 | 0 | 0-0 | 0 | 0 | 30 |
| Michael Holmes | 4 | 0-0 | 0-0 | 0-0 | 0 | 0-0 | 0 | 0 | 24 |
| J.C. Coleman | 3 | 0-0 | 0-0 | 0-0 | 0 | 0-0 | 0 | 0 | 18 |
| Randall Dunn | 2 | 0-0 | 0-0 | 0-0 | 0 | 0-0 | 0 | 0 | 12 |
| Martin Scales | 2 | 0-0 | 0-0 | 0-0 | 0 | 0-0 | 0 | 0 | 12 |
| Demitri Knowles | 2 | 0-0 | 0-0 | 0-0 | 0 | 0-0 | 0 | 0 | 12 |
| Eric Martin | 1 | 0-0 | 0-0 | 0-0 | 0 | 0-0 | 0 | 0 | 6 |
| Dyrell Roberts | 1 | 0-0 | 0-0 | 0-0 | 0 | 0-0 | 0 | 0 | 6 |
| Tony Gregory | 1 | 0-0 | 0-0 | 0-0 | 0 | 0-0 | 0 | 0 | 6 |
| Kyshoen Jarrett | 1 | 0-0 | 0-0 | 0-0 | 0 | 0-0 | 0 | 0 | 6 |
| Team | 0 | 0-0 | 0-0 | 0-0 | 0 | 0-0 | 0 | 1 | 2 |
| TOTAL | 35 | 17-20 | 31-33 | 0-0 | 1 | 1-2 | 0 | 1 | 296 |
| OPPONENTS | 32 | 16-20 | 31-31 | 0-0 | 1 | 1-1 | 0 | 0 | 273 |

| TOTAL OFFENSE | G | PLAYS | RUSH | PASS | TOTAL | AVG/G |
|------------------|-----------|------------|-------------|-------------|-------------|--------------|
| Logan Thomas | 11 | 489 | 442 | 2654 | 3096 | 281.5 |
| J.C. Coleman | 11 | 89 | 450 | 0 | 450 | 40.9 |
| Tony Gregory | 9 | 61 | 296 | 0 | 296 | 32.9 |
| Michael Holmes | 9 | 69 | 282 | 0 | 282 | 31.3 |
| Martin Scales | 11 | 30 | 136 | 0 | 136 | 12.4 |
| Dyrell Roberts | 11 | 9 | 69 | 0 | 69 | 6.3 |
| Marcus Davis | 11 | 5 | 61 | 0 | 61 | 5.5 |
| Mark Leal | 2 | 8 | 5 | 26 | 31 | 15.5 |
| Demitri Knowles | 11 | 5 | 21 | 0 | 21 | 1.9 |
| Corey Fuller | 11 | 1 | 10 | 0 | 10 | 0.9 |
| Daniel Dyer | 5 | 1 | 1 | 0 | 1 | 0.2 |
| Team | 9 | 10 | -54 | 0 | -54 | -6.0 |
| TOTAL | 11 | 777 | 1719 | 2680 | 4399 | 399.9 |
| OPPONENTS | 11 | 771 | 1646 | 2272 | 3918 | 356.2 |

| FIELD GOALS | FGM-FGA | PCT | 01-19 | 20-29 | 30-39 | 40-49 | 50-99 | LG | BLK |
|---------------|---------|------|-------|-------|-------|-------|-------|----|-----|
| Cody Journell | 17-20 | 85.0 | 1-1 | 5-5 | 5-6 | 6-8 | 0-0 | 42 | 0 |

| ALL PURPOSE | G | RUSH | REC | PR | KOR | IR | TOT | AVG/G |
|------------------|-----------|-------------|-------------|------------|-------------|------------|-------------|--------------|
| Marcus Davis | 11 | 61 | 858 | 0 | 0 | 0 | 919 | 83.5 |
| J.C. Coleman | 11 | 450 | 93 | 0 | 349 | 0 | 892 | 81.1 |
| Demitri Knowles | 11 | 21 | 207 | 0 | 585 | 0 | 813 | 73.9 |
| Corey Fuller | 11 | 10 | 743 | 0 | 0 | 0 | 753 | 68.5 |
| Logan Thomas | 11 | 442 | 0 | 0 | 0 | 0 | 442 | 40.2 |
| Dyrell Roberts | 11 | 69 | 349 | 0 | 0 | 0 | 418 | 38.0 |
| Tony Gregory | 9 | 296 | 57 | 16 | 0 | 0 | 369 | 41.0 |
| Michael Holmes | 9 | 282 | 23 | 55 | 0 | 0 | 360 | 40.0 |
| Kyshoen Jarrett | 11 | 0 | 0 | 250 | 0 | 0 | 250 | 22.7 |
| Martin Scales | 11 | 136 | 1 | 0 | 41 | 0 | 178 | 16.2 |
| Ryan Malleck | 11 | 0 | 169 | 0 | 0 | 0 | 169 | 15.4 |
| Randall Dunn | 10 | 0 | 115 | 0 | 0 | 0 | 115 | 11.5 |
| Detrick Bonner | 11 | 0 | 0 | 0 | 0 | 39 | 39 | 3.5 |
| Kevin Asante | 9 | 0 | 18 | 0 | 17 | 0 | 35 | 3.9 |
| Eric Martin | 10 | 0 | 16 | 0 | 0 | 0 | 16 | 1.6 |
| Riley Beiro | 6 | 0 | 3 | 0 | 12 | 0 | 15 | 2.5 |
| Joey Phillips | 11 | 0 | 13 | 0 | 0 | 0 | 13 | 1.2 |
| Michael Cole | 10 | 0 | 0 | 0 | 0 | 12 | 12 | 1.2 |
| Willie Byrn | 5 | 0 | 0 | 10 | 0 | 0 | 10 | 2.0 |
| Joshua Stanford | 1 | 0 | 9 | 0 | 0 | 0 | 9 | 9.0 |
| Chase Williams | 11 | 0 | 0 | 0 | 7 | 0 | 7 | 0.6 |
| Christian Reeves | 8 | 0 | 6 | 0 | 0 | 0 | 6 | 0.8 |
| Mark Leal | 2 | 5 | 0 | 0 | 0 | 0 | 5 | 2.5 |
| Donovan Riley | 11 | 0 | 0 | 0 | 0 | 5 | 5 | 0.5 |
| Daniel Dyer | 5 | 1 | 0 | 0 | 0 | 0 | 1 | 0.2 |
| Team | 9 | -54 | 0 | -1 | 0 | 0 | -55 | -6.1 |
| TOTAL | 11 | 1719 | 2680 | 330 | 1011 | 56 | 5796 | 526.9 |
| OPPONENTS | 11 | 1646 | 2272 | 191 | 952 | 169 | 5230 | 475.5 |

DEFENSIVE STATISTICS

| LEADERS | GP-GS | TACKLES | | | TFL/YDS | SACKS NO-YARDS | PASS DEF | | | FUMBLES | | BLKD KICK | SAFETY |
|-----------------------|-------|---------|-----|-------|----------|-------------------|----------|------|-----|---------|----|--------------|--------|
| | | SOLO | AST | TOTAL | | | INT-YDS | BRUP | QBH | RCV-YDS | FF | | |
| 58 Jack Tyler | 11 | 48 | 55 | 103 | 11.0-39 | 2.5-20 | . | 2 | 12 | . | . | . | . |
| 34 Kyshoen Jarrett | 11 | 49 | 24 | 73 | 4.5-9 | . | . | 2 | . | . | 1 | . | . |
| 51 Bruce Taylor | 10 | 37 | 26 | 63 | 8.0-47 | 4.5-40 | . | 2 | 9 | . | 1 | . | . |
| 8 Detrick Bonner | 11 | 34 | 14 | 48 | 2.0-1 | . | 1-39 | 5 | . | 1-0 | . | . | . |
| 98 Derrick Hopkins | 11 | 14 | 31 | 45 | 8.0-28 | 2.0-9 | . | 1 | 7 | . | 1 | . | . |
| 17 Kyle Fuller | 11 | 36 | 7 | 43 | 2.0-8 | . | 2-0 | 3 | . | . | 1 | . | . |
| 2 Michael Cole | 10 | 22 | 21 | 43 | 1.0-3 | . | 2-12 | 1 | 2 | 1-0 | . | . | . |
| 1 Antone Exum | 11 | 29 | 13 | 42 | 0.5-1 | . | 3-0 | 15 | . | . | 1 | . | . |
| 99 James Gayle | 11 | 24 | 13 | 37 | 9.5-45 | 5.0-31 | . | 1 | 24 | . | . | . | . |
| 42 J.R. Collins | 11 | 9 | 20 | 29 | 5.5-11 | 1.0-5 | . | . | 18 | . | . | . | . |
| 28 Alonzo Tweedy | 11 | 19 | 9 | 28 | 3.5-19 | 2.0-16 | . | . | 1 | . | . | . | . |
| 43 J. Gouveia-Winslow | 11 | 12 | 15 | 27 | 1.5-3 | . | . | . | 5 | . | 1 | . | . |
| 66 Tyrel Wilson | 11 | 20 | 7 | 27 | 7.0-29 | 4.5-23 | . | . | 8 | . | 1 | . | . |
| 92 Luther Maddy | 11 | 14 | 13 | 27 | 4.5-32 | 4.0-30 | . | . | 10 | 1-0 | . | . | . |
| 96 Corey Marshall | 11 | 8 | 14 | 22 | 2.0-13 | 1.5-12 | . | . | 14 | . | . | . | . |
| 37 Ronny Vandyke | 11 | 12 | 4 | 16 | 2.0-4 | . | . | . | 2 | . | 1 | . | . |
| 90 Dadi Nicolas | 8 | 10 | 6 | 16 | 3.5-18 | 2.0-16 | . | 1 | 4 | 1-0 | 1 | . | . |
| 56 Antoine Hopkins | 11 | 7 | 6 | 13 | 3.5-8 | . | . | 3 | 1 | . | . | . | . |
| 49 Josh Trimble | 10 | 10 | 1 | 11 | . | . | . | . | . | 1-0 | . | . | . |
| 91 Matt Roth | 11 | 3 | 4 | 7 | 1.0-1 | 1.0-1 | . | . | . | . | 1 | . | . |
| 36 Chase Williams | 11 | 1 | 5 | 6 | 1.0-3 | . | . | . | 2 | . | . | . | . |
| 25 Martin Scales | 11 | 3 | 3 | 6 | . | . | . | . | . | . | 1 | . | . |
| 97 Kris Harley | 9 | 3 | 3 | 6 | . | . | 1-0 | . | 3 | . | . | . | . |
| 21 Brooks Abbott | 7 | 3 | 2 | 5 | . | . | . | . | . | . | . | . | . |
| 26 Desmond Frye | 11 | 2 | 2 | 4 | . | . | . | 1 | . | . | . | . | . |
| 30 Donaldven Manning | 7 | 4 | . | 4 | . | . | 1-0 | . | . | . | . | . | . |
| 31 Donovan Riley | 11 | 2 | 1 | 3 | . | . | 1-5 | . | . | . | . | . | . |
| 95 Zack McCray | 11 | 2 | 1 | 3 | . | . | . | . | . | . | . | . | . |
| 65 Joe St. Germain | 11 | 2 | 1 | 3 | . | . | . | . | . | . | . | . | . |
| 88 Ryan Malleck | 11 | 2 | 1 | 3 | . | . | . | . | . | . | . | . | . |
| 83 Corey Fuller | 11 | 2 | . | 2 | . | . | . | . | . | . | . | . | . |
| 27 A.J. Hughes | 11 | 2 | . | 2 | . | . | . | . | . | . | . | . | . |
| 24 Tariq Edwards | 5 | . | 2 | 2 | . | . | . | . | . | . | . | . | . |
| 40 Deon Clarke | 3 | . | 1 | 1 | 0.5-1 | . | . | . | . | . | . | . | . |
| 48 George George | 11 | 1 | . | 1 | . | . | . | . | . | . | . | . | . |
| 41 Derek DiNardo | 11 | 1 | . | 1 | . | . | . | . | . | . | . | . | . |
| 45 Joey Phillips | 11 | 1 | . | 1 | . | . | . | . | . | . | . | . | . |
| 32 Riley Beiro | 6 | . | 1 | 1 | . | . | . | . | . | . | . | . | . |
| 19 Kevin Asante | 9 | 1 | . | 1 | . | . | . | . | . | 1-0 | . | . | . |
| 9 Randall Dunn | 10 | 1 | . | 1 | . | . | . | . | . | . | . | . | . |
| 46 Griffin Hite | 1 | 1 | . | 1 | . | . | . | . | . | . | . | . | . |
| 11 Dyrell Roberts | 11 | 1 | . | 1 | . | . | . | . | . | . | . | . | . |
| 3 Logan Thomas | 11 | 1 | . | 1 | . | . | . | . | . | . | . | . | . |
| 7 Marcus Davis | 11 | 1 | . | 1 | . | . | . | . | . | . | . | . | . |
| 22 Tony Gregory | 9 | . | . | . | . | . | . | . | . | . | . | 1 | . |
| TM Team | 9 | . | . | . | . | . | . | . | . | . | . | . | 1 |
| TOTAL | 11 | 454 | 326 | 780 | 82-323 | 30-203 | 11-56 | 37 | 122 | 6-0 | 11 | 1 | 1 |
| OPPONENTS | 11 | 410 | 396 | 806 | 65.0-243 | 18-108 | 15-169 | 44 | 37 | 7-8 | 11 | 1 | . |

RUSHING TACKLES

| PLAYER | NO. |
|--------------------|-----|
| Jack Tyler | 83 |
| Kyshoen Jarrett | 51 |
| Bruce Taylor | 43 |
| Derrick Hopkins | 40 |
| James Gayle | 31 |
| Michael Cole | 25 |
| J.R. Collins | 25 |
| Detrick Bonner | 24 |
| Luther Maddy | 20 |
| Corey Marshall | 19 |
| Kyle Fuller | 19 |
| J. Gouveia-Winslow | 18 |
| Antone Exum | 18 |
| Tyrel Wilson | 13 |
| Ronny Vandyke | 12 |
| Antoine Hopkins | 12 |
| Dadi Nicolas | 12 |
| Alonzo Tweedy | 7 |
| Kris Harley | 6 |
| Chase Williams | 5 |
| Matt Roth | 3 |
| Zack McCray | 2 |
| Tariq Edwards | 1 |
| Desmond Frye | 1 |
| Derek DiNardo | 1 |
| Deon Clarke | 1 |
| TOTALS | 492 |

PASSING TACKLES

| PLAYER | NO |
|--------------------|-----|
| Detrick Bonner | 23 |
| Kyle Fuller | 23 |
| Antone Exum | 22 |
| Kyshoen Jarrett | 21 |
| Michael Cole | 18 |
| Jack Tyler | 17 |
| Bruce Taylor | 14 |
| Tyrel Wilson | 5 |
| Donaldven Manning | 4 |
| Alonzo Tweedy | 3 |
| J.R. Collins | 3 |
| Luther Maddy | 3 |
| Derrick Hopkins | 2 |
| Dadi Nicolas | 2 |
| J. Gouveia-Winslow | 2 |
| Antoine Hopkins | 1 |
| Donovan Riley | 1 |
| Corey Marshall | 1 |
| James Gayle | 1 |
| TOTALS | 166 |

SPECIAL TEAMS TACKLES

| PLAYER | TOTAL | KO | PUNT |
|--------------------|-------|----|------|
| Alonzo Tweedy | 16 | 8 | 8 |
| Josh Trimble | 11 | 9 | 2 |
| J. Gouveia-Winslow | 6 | 5 | 1 |
| Brooks Abbott | 5 | 5 | 0 |
| Martin Scales | 4 | 2 | 2 |
| Matt Roth | 3 | 3 | 0 |
| Desmond Frye | 3 | 3 | 0 |
| Ronny Vandyke | 3 | 3 | 0 |
| Tyrel Wilson | 3 | 3 | 0 |
| Ryan Malleck | 3 | 0 | 3 |
| Donovan Riley | 2 | 2 | 0 |
| A.J. Hughes | 2 | 0 | 2 |
| Joe St. Germain | 2 | 0 | 2 |
| Zack McCray | 1 | 0 | 1 |
| Griffin Hite | 1 | 1 | 0 |
| Riley Beiro | 1 | 1 | 0 |
| George George | 1 | 0 | 1 |
| Chase Williams | 1 | 1 | 0 |
| Kevin Asante | 1 | 0 | 1 |
| Tariq Edwards | 1 | 1 | 0 |
| TOTALS | 70 | 47 | 23 |

RED ZONE ANALYSIS
VIRGINIA TECH

| DATE | OPPONENT | SCORE | TIME IN RZ | TIMES SCORED | TOTAL PTS | TDS | RUSH TDS | PASS TDS | FG MADE | FAILED TO SCORE INSIDE RZ | | | | | |
|-------------------------|-------------------|---------|---------------|-----------------|--------------|-----|-------------|-------------|------------|---------------------------|--------|-----|------|------|------|
| | | | | | | | | | | FG ATT | DOWNES | INT | FUMB | HALF | GAME |
| *Sep 03 | Georgia Tech | W 20-17 | 2 | 2 | 10 | 1 | 0 | 1 | 1 | 0 | 0 | 0 | 0 | 0 | 0 |
| Sep 08 | Austin Peay | W 42-7 | 6 | 5 | 35 | 5 | 4 | 1 | 0 | 0 | 1 | 0 | 0 | 0 | 0 |
| Sep 15 | at Pittsburgh | L 17-35 | 1 | 1 | 3 | 0 | 0 | 0 | 1 | 0 | 0 | 0 | 0 | 0 | 0 |
| Sep 22 | Bowling Green | W 37-0 | 5 | 5 | 30 | 4 | 3 | 1 | 1 | 0 | 0 | 0 | 0 | 0 | 0 |
| Sep 29 | vs. Cincinnati | L 24-27 | 4 | 3 | 17 | 2 | 2 | 0 | 1 | 0 | 0 | 1 | 0 | 0 | 0 |
| *Oct 06 | at North Carolina | L 34-48 | 2 | 2 | 10 | 1 | 1 | 0 | 1 | 0 | 0 | 0 | 0 | 0 | 0 |
| *Oct 13 | Duke | W 41-20 | 2 | 2 | 10 | 1 | 1 | 0 | 1 | 0 | 0 | 0 | 0 | 0 | 0 |
| *Oct 20 | at Clemson | L 17-38 | 2 | 1 | 7 | 1 | 1 | 0 | 0 | 0 | 1 | 0 | 0 | 0 | 0 |
| *Nov 01 | at Miami | L 12-30 | 4 | 2 | 6 | 0 | 0 | 0 | 2 | 0 | 0 | 1 | 1 | 0 | 0 |
| *Nov 08 | Florida State | L 22-28 | 4 | 4 | 20 | 2 | 1 | 1 | 2 | 0 | 0 | 0 | 0 | 0 | 0 |
| *Nov 17 | at Boston College | W 30-23 | 4 | 4 | 20 | 2 | 1 | 1 | 2 | 0 | 0 | 0 | 0 | 0 | 0 |
| *Nov 24 | Virginia | | | | | | | | | | | | | | |
| Totals 31 of 36 (86.1%) | | | 36 | 31 | 168 | 19 | 14 | 5 | 12 | 0 | 2 | 2 | 1 | 0 | 0 |

OPPONENT

| DATE | OPPONENT | SCORE | TIME IN RZ | TIMES SCORED | TOTAL PTS | TDS | RUSH TDS | PASS TDS | FG MADE | FAILED TO SCORE INSIDE RZ | | | | | |
|-------------------------|-------------------|---------|---------------|-----------------|--------------|-----|-------------|-------------|------------|---------------------------|--------|-----|------|------|------|
| | | | | | | | | | | FG ATT | DOWNES | INT | FUMB | HALF | GAME |
| *Sep 03 | Georgia Tech | W 20-17 | 2 | 1 | 7 | 1 | 1 | 0 | 0 | 0 | 0 | 1 | 0 | 0 | 0 |
| Sep 08 | Austin Peay | W 42-7 | 1 | 1 | 7 | 1 | 1 | 0 | 0 | 0 | 0 | 0 | 0 | 0 | 0 |
| Sep 15 | at Pittsburgh | L 17-35 | 7 | 5 | 35 | 5 | 2 | 3 | 0 | 2 | 0 | 0 | 0 | 0 | 0 |
| Sep 22 | Bowling Green | W 37-0 | 2 | 0 | 0 | 0 | 0 | 0 | 0 | 0 | 2 | 0 | 0 | 0 | 0 |
| Sep 29 | vs. Cincinnati | L 24-27 | 3 | 2 | 6 | 0 | 0 | 0 | 2 | 0 | 1 | 0 | 0 | 0 | 0 |
| *Oct 06 | at North Carolina | L 34-48 | 4 | 4 | 28 | 4 | 3 | 1 | 0 | 0 | 0 | 0 | 0 | 0 | 0 |
| *Oct 13 | Duke | W 41-20 | 3 | 2 | 6 | 0 | 0 | 0 | 2 | 0 | 1 | 0 | 0 | 0 | 0 |
| *Oct 20 | at Clemson | L 17-38 | 4 | 4 | 24 | 3 | 3 | 0 | 1 | 0 | 0 | 0 | 0 | 0 | 0 |
| *Nov 01 | at Miami | L 12-30 | 6 | 6 | 30 | 3 | 1 | 2 | 3 | 0 | 0 | 0 | 0 | 0 | 0 |
| *Nov 08 | Florida State | L 22-28 | 2 | 1 | 7 | 1 | 0 | 1 | 0 | 0 | 0 | 1 | 0 | 0 | 0 |
| *Nov 17 | at Boston College | W 30-23 | 4 | 4 | 20 | 2 | 1 | 1 | 2 | 0 | 0 | 0 | 0 | 0 | 0 |
| *Nov 24 | Virginia | | | | | | | | | | | | | | |
| Totals 32 of 40 (80.0%) | | | 40 | 32 | 180 | 21 | 12 | 9 | 11 | 2 | 4 | 2 | 0 | 0 | 0 |

MONEY PLAYS

Money plays are defined as plays resulting in first down or a touchdown.

| RUSHERS | 1ST | TD | NO | ATT |
|-----------------|-----|----|-----|-----|
| Logan Thomas | 35 | 8 | 39 | 119 |
| Martin Scales | 11 | 2 | 13 | 30 |
| J.C. Coleman | 13 | 2 | 13 | 89 |
| Michael Holmes | 10 | 4 | 13 | 69 |
| Tony Gregory | 12 | 1 | 12 | 61 |
| Marcus Davis | 4 | 0 | 4 | 4 |
| Dyrell Roberts | 4 | 0 | 4 | 9 |
| Demitri Knowles | 2 | 0 | 2 | 5 |
| Corey Fuller | 1 | 0 | 1 | 1 |
| Mark Leal | 1 | 0 | 1 | 2 |
| TOTALS | 93 | 17 | 102 | 400 |

| RECEPTIONS | 1ST | TD | NO | ATT |
|-----------------|-----|----|-----|-----|
| Corey Fuller | 32 | 5 | 32 | 38 |
| Marcus Davis | 31 | 5 | 31 | 43 |
| Dyrell Roberts | 12 | 1 | 12 | 29 |
| Demitri Knowles | 11 | 1 | 11 | 15 |
| Ryan Malleck | 9 | 0 | 9 | 16 |
| Randall Dunn | 6 | 2 | 6 | 10 |
| J.C. Coleman | 5 | 1 | 5 | 16 |
| Tony Gregory | 3 | 0 | 3 | 6 |
| Eric Martin | 1 | 1 | 2 | 3 |
| Kevin Asante | 1 | 0 | 1 | 2 |
| TOTALS | 111 | 16 | 112 | 191 |

| | | | | |
|-----------------|----|---|----|-----|
| 1st DOWN TOTALS | 29 | 8 | 32 | 192 |
|-----------------|----|---|----|-----|

| | | | | |
|-----------------|----|---|----|----|
| 1st DOWN TOTALS | 36 | 5 | 36 | 71 |
|-----------------|----|---|----|----|

| | | | | |
|-----------------|----|---|----|-----|
| 2nd DOWN TOTALS | 35 | 4 | 39 | 139 |
|-----------------|----|---|----|-----|

| | | | | |
|-----------------|----|---|----|----|
| 2nd DOWN TOTALS | 33 | 4 | 34 | 63 |
|-----------------|----|---|----|----|

| | | | | |
|-----------------|----|---|----|----|
| 3rd DOWN TOTALS | 26 | 3 | 27 | 60 |
|-----------------|----|---|----|----|

| | | | | |
|-----------------|----|---|----|----|
| 3rd DOWN TOTALS | 41 | 7 | 41 | 56 |
|-----------------|----|---|----|----|

| | | | | |
|-----------------|---|---|---|---|
| 4th DOWN TOTALS | 3 | 2 | 4 | 9 |
|-----------------|---|---|---|---|

| | | | | |
|-----------------|---|---|---|---|
| 4th DOWN TOTALS | 1 | 0 | 1 | 1 |
|-----------------|---|---|---|---|

DRIVE START AVERAGES

| OBTAINED | HOKIES | | OPPONENTS | |
|--------------|--------|------|-----------|------|
| | # | AVG | # | AVG |
| Kickoff | 60 | 27.6 | 59 | 27.6 |
| Punt | 70 | 30.1 | 61 | 31.0 |
| Field goal | 4 | 22.2 | 3 | 25.7 |
| Fumble | 6 | 55.7 | 7 | 58.4 |
| Interception | 11 | 38.3 | 15 | 44.3 |
| Downs | 8 | 25.9 | 12 | 39.4 |
| ALL DRIVES | 159 | 30.3 | 157 | 32.7 |

SUPERLATIVES

INDIVIDUAL GAME HIGHS

| | | |
|---------------------|------|--|
| Rushes | 22 | Logan Thomas at Miami (Nov 01, 2012) |
| Yards Rushing | 183 | J.C. Coleman vs Duke (Oct 13, 2012) |
| TD Rushes | 2 | Michael Holmes vs Austin Peay (Sep 08, 2012) |
| | | J.C. Coleman vs Duke (Oct 13, 2012) |
| Long Rush | 86 | J.C. Coleman vs Duke (Oct 13, 2012) |
| Pass attempts | 49 | Logan Thomas at North Carolina (Oct 06, 2012) |
| Pass completions | 26 | Logan Thomas at North Carolina (Oct 06, 2012) |
| Yards Passing | 354 | Logan Thomas at North Carolina (Oct 06, 2012) |
| TD Passes | 2 | Logan Thomas vs Georgia Tech (Sep 01, 2012) |
| | | Logan Thomas vs Austin Peay (Sep 08, 2012) |
| | | Logan Thomas vs Bowling Green (Sep 22, 2012) |
| | | Logan Thomas at North Carolina (Oct 06, 2012) |
| | | Logan Thomas vs Duke (Oct 13, 2012) |
| | | Logan Thomas at Boston College (Nov 17, 2012) |
| Long Pass | 85 | Logan Thomas at Pittsburgh (Sep 15, 2012) |
| Receptions | 7 | Corey Fuller vs Florida State (Nov 08, 2012) |
| Yards Receiving | 144 | Marcus Davis vs Duke (Oct 13, 2012) |
| TD Receptions | 2 | Marcus Davis vs Duke (Oct 13, 2012) |
| Long Reception | 85 | Marcus Davis at Pittsburgh (Sep 15, 2012) |
| Field Goals | 3 | Cody Journell at Boston College (Nov 17, 2012) |
| Long Field Goal | 42 | Cody Journell at Boston College (Nov 17, 2012) |
| Punts | 7 | A.J. Hughes vs Cincinnati (Sep 29, 2012) |
| | | A.J. Hughes at Boston College (Nov 17, 2012) |
| Punting Avg | 45.9 | A.J. Hughes vs Cincinnati (Sep 29, 2012) |
| Long Punt | 57 | A.J. Hughes vs Cincinnati (Sep 29, 2012) |
| Punts inside 20 | 3 | A.J. Hughes vs Georgia Tech (Sep 01, 2012) |
| | | A.J. Hughes vs Florida State (Nov 08, 2012) |
| Long Punt Return | 94 | Kyshoen Jarrett at Pittsburgh (Sep 15, 2012) |
| Long Kickoff Return | 93 | Demitri Knowles at North Carolina (Oct 06, 2012) |
| Tackles | 17 | Jack Tyler vs Georgia Tech (Sep 01, 2012) |
| Sacks | 2.0 | Luther Maddy vs Duke (Oct 13, 2012) |
| | | Luther Maddy at Clemson (Oct 20, 2012) |
| | | Alonzo Tweedy at Boston College (Nov 17, 2012) |
| | | Bruce Taylor at Boston College (Nov 17, 2012) |
| Tackles For Loss | 3.0 | Bruce Taylor at Boston College (Nov 17, 2012) |
| Interceptions | 1 | Kyle Fuller vs Georgia Tech (Sep 01, 2012) |
| | | Kyle Fuller vs Austin Peay (Sep 08, 2012) |
| | | Donaldven Manning vs Austin Peay (Sep 08, 2012) |
| | | Antone Exum at Pittsburgh (Sep 15, 2012) |
| | | Antone Exum vs Bowling Green (Sep 22, 2012) |
| | | Kris Harley vs Cincinnati (Sep 29, 2012) |
| | | Michael Cole vs Duke (Oct 13, 2012) |
| | | Detrick Bonner vs Duke (Oct 13, 2012) |
| | | Michael Cole at Clemson (Oct 20, 2012) |
| | | Donovan Riley vs Florida State (Nov 08, 2012) |
| | | Antone Exum at Boston College (Nov 17, 2012) |
| | | Michael Cole at Clemson (Oct 20, 2012) |
| | | Donovan Riley vs Florida State (Nov 08, 2012) |

TEAM GAME HIGHS

| | | |
|------------------|------|----------------------------------|
| Rushes | 49 | at Clemson (Oct 20, 2012) |
| Yards Rushing | 269 | vs Duke (Oct 13, 2012) |
| Yards Per Rush | 6.9 | vs Duke (Oct 13, 2012) |
| TD Rushes | 4 | vs Austin Peay (Sep 08, 2012) |
| Pass attempts | 49 | at North Carolina (Oct 06, 2012) |
| Pass completions | 26 | at North Carolina (Oct 06, 2012) |
| Yards Passing | 354 | at North Carolina (Oct 06, 2012) |
| Yards Per Pass | 11.1 | vs Duke (Oct 13, 2012) |
| TD Passes | 2 | vs Georgia Tech (Sep 01, 2012) |
| | | vs Austin Peay (Sep 08, 2012) |
| | | vs Bowling Green (Sep 22, 2012) |
| | | at North Carolina (Oct 06, 2012) |
| | | vs Duke (Oct 13, 2012) |
| | | at Boston College (Nov 17, 2012) |
| Total Plays | 82 | at Miami (Nov 01, 2012) |
| Total Offense | 525 | vs Duke (Oct 13, 2012) |
| Yards Per Play | 8.5 | vs Duke (Oct 13, 2012) |
| Points | 42 | vs Austin Peay (Sep 08, 2012) |
| Sacks By | 7 | at Boston College (Nov 17, 2012) |
| First Downs | 24 | at Miami (Nov 01, 2012) |
| Penalties | 9 | vs Bowling Green (Sep 22, 2012) |
| Penalty Yards | 86 | vs Duke (Oct 13, 2012) |
| Turnovers | 4 | at Pittsburgh (Sep 15, 2012) |
| | | at Clemson (Oct 20, 2012) |
| Interceptions By | 2 | vs Austin Peay (Sep 08, 2012) |
| | | vs Duke (Oct 13, 2012) |
| Punts | 7 | vs Cincinnati (Sep 29, 2012) |
| | | at Boston College (Nov 17, 2012) |
| Punting Avg | 45.9 | vs Cincinnati (Sep 29, 2012) |
| Long Punt | 57 | vs Cincinnati (Sep 29, 2012) |
| Punts inside 20 | 3 | vs Georgia Tech (Sep 01, 2012) |
| | | vs Florida State (Nov 08, 2012) |
| Long Punt Return | 94 | at Pittsburgh (Sep 15, 2012) |

OPPONENT INDIVIDUAL GAME HIGHS

| | | |
|---------------------|------|--|
| Rushes | 26 | Finch,R, at Boston College (Nov 17, 2012) |
| Yards Rushing | 262 | Bernard, G, at North Carolina (Oct 06, 2012) |
| TD Rushes | 2 | GRAHAM,Ray, at Pittsburgh (Sep 15, 2012) |
| | | Blue, A.J., at North Carolina (Oct 06, 2012) |
| | | BOYD, at Clemson (Oct 20, 2012) |
| Long Rush | 65 | Johnson, D, at Miami (Nov 01, 2012) |
| Pass attempts | 42 | LEGAUX, Munchie, vs Cincinnati (Sep 29, 2012) |
| | | MANUEL, EJ, vs Florida State (Nov 08, 2012) |
| Pass completions | 25 | MANUEL, EJ, vs Florida State (Nov 08, 2012) |
| Yards Passing | 376 | LEGAUX, Munchie, vs Cincinnati (Sep 29, 2012) |
| TD Passes | 3 | SUNSERI,Tino, at Pittsburgh (Sep 15, 2012) |
| | | LEGAUX, Munchie, vs Cincinnati (Sep 29, 2012) |
| | | MANUEL, EJ, vs Florida State (Nov 08, 2012) |
| Long Pass | 76 | LEGAUX, Munchie, vs Cincinnati (Sep 29, 2012) |
| Receptions | 8 | Crowder, J, vs Duke (Oct 13, 2012) |
| | | S. WATKINS, at Clemson (Oct 20, 2012) |
| Yards Receiving | 134 | THOMPkins, K., vs Cincinnati (Sep 29, 2012) |
| TD Receptions | 2 | GREENE, R., vs Florida State (Nov 08, 2012) |
| Long Reception | 76 | ABERNATHY, RD, vs Cincinnati (Sep 29, 2012) |
| Field Goals | 3 | Wieclaw, J, at Miami (Nov 01, 2012) |
| | | Freese,N, at Boston College (Nov 17, 2012) |
| Long Field Goal | 52 | HOPKINS, D., vs Florida State (Nov 08, 2012) |
| Punts | 9 | CAMPBELL, Ben, vs Austin Peay (Sep 08, 2012) |
| Punting Avg | 46.8 | Monday, W, vs Duke (Oct 13, 2012) |
| Long Punt | 60 | Schmiedebusch, vs Bowling Green (Sep 22, 2012) |
| Punts inside 20 | 4 | O'DONNELL, Pat, vs Cincinnati (Sep 29, 2012) |
| Long Punt Return | 40 | Evans,S, at Boston College (Nov 17, 2012) |
| Long Kickoff Return | 94 | Tapley, Sean, at North Carolina (Oct 06, 2012) |
| Tackles | 20 | Clancy,N, at Boston College (Nov 17, 2012) |
| Sacks | 1.0 | Watts, B., vs Georgia Tech (Sep 01, 2012) |
| | | SALLEY, Craig, vs Austin Peay (Sep 08, 2012) |
| | | SMITH, Earnest, vs Austin Peay (Sep 08, 2012) |
| | | PARDNER,Jahmahl, at Pittsburgh (Sep 15, 2012) |
| | | Chris Jones, vs Bowling Green (Sep 22, 2012) |
| | | Ted Ouellet, vs Bowling Green (Sep 22, 2012) |
| | | STEWART, Walter, vs Cincinnati (Sep 29, 2012) |
| | | Cockrell, R, vs Duke (Oct 13, 2012) |
| | | J. WATSON, at Clemson (Oct 20, 2012) |
| | | GOODMAN, at Clemson (Oct 20, 2012) |
| | | Pierre, O, at Miami (Nov 01, 2012) |
| | | CARRADINE, C., vs Florida State (Nov 08, 2012) |
| | | MCALLISTER, D., vs Florida State (Nov 08, 2012) |
| Tackles For Loss | 2.5 | Sweeting, R., vs Georgia Tech (Sep 01, 2012) |
| | | Reddick, Kevin, at North Carolina (Oct 06, 2012) |
| | | SHUEY, at Clemson (Oct 20, 2012) |
| | | Clancy,N, at Boston College (Nov 17, 2012) |
| Interceptions | 2 | HENDRICKS,Jason, at Pittsburgh (Sep 15, 2012) |
| | | MEEKS, at Clemson (Oct 20, 2012) |
| | | HUNTER, T., vs Florida State (Nov 08, 2012) |

OPPONENT TEAM GAME HIGHS

| | | |
|------------------|------|----------------------------------|
| Rushes | 55 | vs Georgia Tech (Sep 01, 2012) |
| | | at Pittsburgh (Sep 15, 2012) |
| Yards Rushing | 339 | at North Carolina (Oct 06, 2012) |
| Yards Per Rush | 7.5 | at North Carolina (Oct 06, 2012) |
| TD Rushes | 4 | at North Carolina (Oct 06, 2012) |
| Pass attempts | 43 | vs Cincinnati (Sep 29, 2012) |
| Pass completions | 25 | vs Duke (Oct 13, 2012) |
| | | vs Florida State (Nov 08, 2012) |
| Yards Passing | 392 | vs Cincinnati (Sep 29, 2012) |
| Yards Per Pass | 10.1 | at Pittsburgh (Sep 15, 2012) |
| TD Passes | 3 | at Pittsburgh (Sep 15, 2012) |
| | | vs Cincinnati (Sep 29, 2012) |
| | | vs Florida State (Nov 08, 2012) |
| Total Plays | 83 | at Pittsburgh (Sep 15, 2012) |
| Total Offense | 537 | at Pittsburgh (Sep 15, 2012) |
| Yards Per Play | 7.1 | at North Carolina (Oct 06, 2012) |
| Points | 48 | at North Carolina (Oct 06, 2012) |
| Sacks By | 3 | vs Duke (Oct 13, 2012) |
| First Downs | 27 | at Pittsburgh (Sep 15, 2012) |
| | | at North Carolina (Oct 06, 2012) |
| Penalties | 15 | at North Carolina (Oct 06, 2012) |
| Penalty Yards | 126 | at North Carolina (Oct 06, 2012) |
| Turnovers | 4 | vs Duke (Oct 13, 2012) |
| Interceptions By | 3 | at Pittsburgh (Sep 15, 2012) |
| | | at Clemson (Oct 20, 2012) |
| Punts | 10 | vs Austin Peay (Sep 08, 2012) |
| Punting Avg | 46.8 | vs Duke (Oct 13, 2012) |
| Long Punt | 60 | vs Bowling Green (Sep 22, 2012) |
| Punts inside 20 | 4 | vs Cincinnati (Sep 29, 2012) |
| Long Punt Return | 40 | at Boston College (Nov 17, 2012) |

20-YARD PLAYS

| Yards | Type | Player(s) | Opponent |
|-------|------|--------------------------------|----------------|
| *94 | PR | Kyshoen Jarrett | Pittsburgh |
| *93 | KR | Demitri Knowles | North Carolina |
| | | | |
| *86 | Rush | J.C. Coleman | Duke |
| *85 | Pass | Marcus Davis from Logan Thomas | Pittsburgh |
| | | | |
| *73 | Rush | Logan Thomas | Miami |
| | | | |
| 69 | Pass | Corey Fuller from Logan Thomas | Boston College |
| *66 | Pass | Corey Fuller from Logan Thomas | North Carolina |
| | | | |
| *56 | Pass | Corey Fuller from Logan Thomas | Cincinnati |
| 54 | Pass | Marcus Davis from Logan Thomas | Florida State |
| 51 | KR | Demitri Knowles | Miami |
| 50 | Pass | Marcus Davis from Logan Thomas | Cincinnati |

| | | | |
|-----|------|-----------------------------------|----------------|
| *49 | Pass | Marcus Davis from Logan Thomas | North Carolina |
| *47 | Pass | Marcus Davis from Logan Thomas | Duke |
| 46 | PR | Kyshoen Jarrett | Austin Peay |
| *45 | Rush | J.C. Coleman | Duke |
| 44 | Pass | Dyrell Roberts from Logan Thomas | Pittsburgh |
| 44 | Pass | Corey Fuller from Logan Thomas | Florida State |
| *42 | Pass | Marcus Davis from Logan Thomas | Duke |
| *42 | Pass | Demitri Knowles from Logan Thomas | Georgia Tech |
| *42 | Pass | Dyrell Roberts from Logan Thomas | Bowling Green |
| 40 | Pass | Marcus Davis from Logan Thomas | Duke |
| 40 | Rush | Michael Holmes | Bowling Green |
| 40 | KR | Demitri Knowles | Miami |

| | | | |
|-----|------|-----------------------------------|----------------|
| 39 | Pass | Dyrell Roberts from Logan Thomas | Clemson |
| 39 | INT | Detrick Bonner | Duke |
| *37 | Pass | Marcus Davis from Logan Thomas | Boston College |
| 35 | Pass | Randall Dunn from Logan Thomas | Duke |
| 35 | Pass | Demitri Knowles from Logan Thomas | Florida State |
| 35 | Pass | Marcus Davis from Logan Thomas | Georgia Tech |
| 34 | KR | J.C. Coleman | Georgia Tech |
| 34 | KR | J.C. Coleman | Florida State |
| 33 | Pass | Marcus Davis from Logan Thomas | Boston College |
| 33 | Pass | Corey Fuller from Logan Thomas | Florida State |
| 33 | KR | Demitri Knowles | Miami |
| 32 | Pass | Corey Fuller from Logan Thomas | North Carolina |
| 32 | KR | J.C. Coleman | Pittsburgh |
| *30 | Pass | Corey Fuller from Logan Thomas | Austin Peay |
| 30 | Pass | Ryan Malleck from Logan Thomas | Duke |
| 30 | KR | Demitri Knowles | Cincinnati |

| | | | |
|-----|------|--------------------------------|----------------|
| *29 | Pass | Corey Fuller from Logan Thomas | Clemson |
| 29 | PR | Kyshoen Jarrett | Miami |
| 28 | KR | Demitri Knowles | North Carolina |
| 26 | Pass | Ryan Malleck from Logan Thomas | Miami |

20-YARD PLUS PLAYS BY PLAYER

| PLAYER | NO | TD | RUSH | PASS | KR | PR | IR | FR |
|-----------------|----|----|------|------|----|----|----|----|
| Marcus Davis | 16 | 5 | 2 | 14 | 0 | 0 | 0 | 0 |
| Demitri Knowles | 16 | 2 | 0 | 3 | 13 | 0 | 0 | 0 |
| Corey Fuller | 14 | 4 | 0 | 14 | 0 | 0 | 0 | 0 |
| J.C. Coleman | 13 | 2 | 2 | 1 | 10 | 0 | 0 | 0 |
| Dyrell Roberts | 5 | 1 | 1 | 4 | 0 | 0 | 0 | 0 |
| Kyshoen Jarrett | 5 | 1 | 0 | 0 | 0 | 5 | 0 | 0 |
| Ryan Malleck | 4 | 0 | 0 | 4 | 0 | 0 | 0 | 0 |
| Logan Thomas | 3 | 1 | 3 | 0 | 0 | 0 | 0 | 0 |
| Tony Gregory | 2 | 0 | 2 | 0 | 0 | 0 | 0 | 0 |
| Randall Dunn | 2 | 0 | 0 | 2 | 0 | 0 | 0 | 0 |
| Martin Scales | 1 | 0 | 0 | 0 | 1 | 0 | 0 | 0 |
| Detrick Bonner | 1 | 0 | 0 | 0 | 0 | 0 | 1 | 0 |
| Michael Holmes | 1 | 0 | 1 | 0 | 0 | 0 | 0 | 0 |
| TOTAL | 83 | 16 | 11 | 42 | 24 | 5 | 1 | 0 |

| Yards | Type | Player(s) | Opponent |
|-------|------|-----------------------------------|----------------|
| 26 | Rush | Marcus Davis | Austin Peay |
| 26 | KR | Martin Scales | Boston College |
| 26 | Rush | Logan Thomas | Bowling Green |
| 25 | Pass | Ryan Malleck from Logan Thomas | Austin Peay |
| 25 | PR | Kyshoen Jarrett | Bowling Green |
| 25 | KR | Demitri Knowles | Cincinnati |
| 25 | KR | J.C. Coleman | Miami |
| 25 | Rush | Dyrell Roberts | Cincinnati |
| 24 | Pass | Corey Fuller from Logan Thomas | Clemson |
| 24 | Rush | Tony Gregory | Bowling Green |
| 24 | Pass | J.C. Coleman from Logan Thomas | Cincinnati |
| 24 | KR | J.C. Coleman | Pittsburgh |
| 24 | KR | J.C. Coleman | Duke |
| 24 | Pass | Dyrell Roberts from Logan Thomas | Miami |
| 24 | Pass | Marcus Davis from Logan Thomas | Miami |
| 24 | Pass | Demitri Knowles from Logan Thomas | North Carolina |
| 23 | PR | Kyshoen Jarrett | Boston College |
| 23 | Pass | Marcus Davis from Logan Thomas | Austin Peay |
| 23 | Pass | Corey Fuller from Logan Thomas | Georgia Tech |
| 23 | KR | J.C. Coleman | Duke |
| 22 | Pass | Corey Fuller from Logan Thomas | Clemson |
| 22 | KR | Demitri Knowles | Duke |
| 22 | KR | Demitri Knowles | Cincinnati |
| 22 | Pass | Corey Fuller from Logan Thomas | Georgia Tech |
| 22 | Rush | Marcus Davis | Austin Peay |
| 21 | Pass | Corey Fuller from Logan Thomas | Clemson |
| 21 | Pass | Marcus Davis from Logan Thomas | Cincinnati |
| 21 | Pass | Ryan Malleck from Logan Thomas | North Carolina |
| 21 | KR | Demitri Knowles | Miami |
| 20 | KR | J.C. Coleman | Clemson |
| 20 | KR | J.C. Coleman | Clemson |
| 20 | KR | Demitri Knowles | Georgia Tech |
| 20 | Pass | Corey Fuller from Logan Thomas | Pittsburgh |
| 20 | KR | Demitri Knowles | North Carolina |
| 20 | Pass | Marcus Davis from Logan Thomas | Pittsburgh |
| 20 | Rush | Logan Thomas | Duke |
| 20 | KR | J.C. Coleman | Duke |

* Touchdown Scored On Play

LONG PLAYS BY THE NUMBERS

| PLAYS | NO | TD |
|-------|----|----|
| 100+ | 0 | 0 |
| 90-99 | 2 | 2 |
| 80-89 | 2 | 2 |
| 70-79 | 2 | 1 |
| 60-69 | 2 | 1 |
| 50-59 | 4 | 1 |
| 40-49 | 12 | 6 |
| 30-39 | 16 | 2 |
| 20-29 | 43 | 1 |

| LONG PLAYS BY TYPE | NO | TD |
|--------------------|----|----|
| Rushing | 11 | 3 |
| Passing | 42 | 11 |
| Punt returns | 5 | 1 |
| Kick returns | 24 | 1 |
| Interceptions | 1 | 0 |
| Fumble returns | 0 | 0 |
| Other | 0 | 0 |
| TOTAL | 83 | 16 |

LONGEST PLAYS OF THE YEAR

Rushing
86 J.C. Coleman vs Duke Oct. 13

Rushing Touchdown
86 J.C. Coleman vs Duke Oct. 13

Passing
85 Marcus Davis from Logan Thomas vs Pittsburgh Sept. 15

Passing Touchdown
85 Marcus Davis from Logan Thomas vs Pittsburgh Sept. 15

Punt Return
94 Kyshoen Jarrett vs Pittsburgh Sept. 15

Kick Return
93 Demitri Knowles vs North Carolina Oct. 6

Interception Return
39 Detrick Bonner vs Duke Oct. 13

Fumble Return
None

Punt
57 A.J. Hughes vs Cincinnati Sept. 29

Field Goal
42 Cody Journell vs Boston College Nov. 17

2012 VIRGINIA TECH SCORING DRIVES

| Qtr. | Opp. | Scoring Play | Plays-Yds.-TOP | UM | FG Journell, C 20 | 10-57-3:28 | |
|------|------|---|----------------|---|-------------------|---|----------------------------|
| 1 | GT | Martin, E 5 Pass From Thomas, L (Journell, C) | 12-56-4:47 | 1 | FS | FG Journell, C 35 | 8-60-3:14 |
| 4 | GT | Knowles, D 42 Pass From Thomas, L (Journell, C) | 3-75-1:30 | 2 | FS | Fuller, C 4 Pass From Thomas, L (Journell, C) | 9-68-4:06 |
| 4 | GT | FG Journell, C 41 | 6-51-0:44 | 3 | FS | Thomas, L 5 Rush (Journell, C) | 8-80-3:51 |
| OT | GT | FG Journell, C 17 | 6-24-0:00 | 4 | FS | Team Safety | - |
| 1 | AP | Holmes, M 2 Rush (Journell, C) | 3-6-1:00 | 4 | FS | FG Journell, C 21 | 10-52-4:32 |
| 2 | AP | Thomas, L 1 Rush (Journell, C) | 5-42-2:20 | 1 | BC | FG Journell, C 26 | 7-86-2:56 |
| 2 | AP | Fuller, C 30 Pass From Thomas, L (Journell, C) | 7-71-1:06 | 3 | BC | Thomas, L 1 Rush (Journell, C) | 7-20-3:25 |
| 3 | AP | Holmes, M 9 Rush (Journell, C) | 9-80-4:10 | 3 | BC | Davis, M 37 Pass From Thomas, L (Journell, C) | 8-61-3:13 |
| 3 | AP | Dunn, R 13 Pass From Thomas, L (Journell, C) | 8-72-3:09 | 4 | BC | FG Journell, C 42 | 4-6-1:22 |
| 4 | AP | Gregory, T 18 Rush (Journell, C) | 4-42-1:47 | 4 | BC | FG Journell, C 41 | 10-62-3:06 |
| 2 | Pitt | FG Journell, C 32 | 11-60-5:06 | OT | BC | Dunn, R 7 Pass From Thomas, L (Journell, C) | 6-25-0:0 |
| 3 | Pitt | Jarrett, K 94 Punt Return (Journell, C) | - | Totals | | | 351-2899-140:35 |
| 3 | Pitt | Davis, M 85 Pass From Thomas, L (Journell, C) | 3-87-1:28 | Average Scoring Drive | | | 7.0 plays-58.0 yds. |
| 2 | BG | Coleman, JC 10 Pass From Thomas, L (Journell, C) | 13-80-6:46 | VIRGINIA TECH SCORING | | | |
| 2 | BG | Roberts, D 42 Pass From Thomas, L (Journell, C) | 4-56-1:37 | 53 Total Scores (17 Run, 16 Pass, 17 FG, 2 S.T., 1 Safety) | | | |
| 2 | BG | Thomas, L 1 Rush (Journell, C) | 9-62-3:21 | + 9 First Quarter Scores (3 Run, 3 Pass, 3 FG) | | | |
| 3 | BG | Holmes, M 2 Rush (kick failed) | 7-61-3:06 | + 15 Second Quarter Scores (4 Run, 5 Pass, 6 FG) | | | |
| 4 | BG | FG Journell, C 35 | 6-53-1:51 | + 12 Third Quarter Scores (5 Run, 4 Pass, 1 FG, 2 S.T.) | | | |
| 4 | BG | Scales, M 4 Rush (Journell, C) | 5-55-2:26 | + 15 Fourth Quarter Scores (5 Run, 3 Pass, 6 FG, 1 Safety) | | | |
| 2 | UC | Thomas, L 5 rush (Journell, C) | 4-13-1:08 | + 2 Overtime Drives (1 Pass, 1 FG) | | | |
| 3 | UC | FG Journell, C 28 | 9-62-4:08 | Most plays in a scoring drive: 14 plays - vs. NC (14-52-7:12 FG) | | | |
| 4 | UC | Holmes, M 3 rush (Journell, C) | 8-76-3:02 | Longest scoring drive: 93 yards - twice | | | |
| 4 | UC | Fuller, C 56 pass from Thomas, L (Journell, C) | 6-93-2:43 | Longest TOP scoring drive: 7:12 - vs. NC (14-52-7:12 FG) | | | |
| 1 | NC | Thomas, L 13 Rush (Journell, C) | 4-57-1:32 | Average TOP on offensive scoring drives: 2:48 | | | |
| 1 | NC | Davis, M 49 Pass From Thomas, L (Journell, C) | 4-68-2:18 | OPPONENTS | | | |
| 2 | NC | FG Journell, C 40 | 14-52-7:12 | Most plays in a scoring drive: 15 plays - twice | | | |
| 2 | NC | FG Journell, C 35 | 7-39-1:53 | Longest scoring drive: 88 yards - by Pitt (15-88-7:44 TD) | | | |
| 3 | NC | Knowles, D 93 Kickoff Return (pass failed) | - | Longest TOP scoring drive: 7:44 - by Pitt (15-88-7:44 TD) | | | |
| 4 | NC | Fuller, C 66 Pass From Thomas, L (Fuller, C pass) | 5-90-2:04 | Average TOP on offensive scoring drives: 2:50 | | | |
| 1 | DU | Scales, M 4 Rush (Journell, C) | 7-76-2:24 | | | | |
| 2 | DU | FG Journell, C 37 | 11-60-3:56 | | | | |
| 2 | DU | Davis, M 42 Pass From Thomas, L (Journell, C) | 1-42-0:06 | | | | |
| 3 | DU | Coleman, JC 45 Rush (Journell, C) | 4-78-1:50 | | | | |
| 3 | DU | Davis, M 47 Pass From Thomas, L (Journell, C) | 9-83-4:38 | | | | |
| 3 | DU | FG Journell, C 41 | 7-20-3:30 | | | | |
| 4 | DU | Coleman, JC 86 Rush (Journell, C) | 1-86-0:12 | | | | |
| 1 | CU | Fuller, C 29 Pass From Thomas, L (Journell, C) | 7-58-2:52 | | | | |
| 2 | CU | FG Journell, C 40 | 9-52-3:43 | | | | |
| 4 | CU | Thomas, L 19 Rush (Journell, C) | 4-61-1:13 | | | | |

POINTS OFF TURNOVERS

| VT | Total | GT | AP | PITT | BGSU | UC | UNC | DU | CU | UM | FSU | BC | VA |
|------------------|-------|----|----|------|------|----|-----|----|----|----|-----|----|----|
| Opp. TOs | 17 | 1 | 2 | 1 | 2 | 2 | 1 | 4 | 1 | 0 | 2 | 1 | |
| Points | 27 | 0* | 7 | 0 | 0 | 7 | 3 | 10 | 0 | 0 | 0 | 0 | |
| Opponents | | | | | | | | | | | | | |
| VT TOs | 22 | 0 | 1 | 4 | 1 | 3 | 2 | 1 | 4 | 3 | 3 | 0 | |
| Points | 52 | 0 | 0 | 7 | 0 | 0 | 7 | 7 | 21 | 0 | 10 | 0 | |

* - turnover stopped drive in overtime

ON THE MOVE

| Quarterback | Drives | | | | Drives Ended By | | | | Points Scored | Pts. Drive | Drive Efficiency |
|-----------------|---------|----------|----------|------|-----------------|-----------|----------|-------------------------------|--|------------|---|
| | Started | TD | FG | FGA | Punt | Downs | TO | Clock | | | |
| Thomas | 147 | 32 | 17 | 20 | 57 | 12 | 21 | 5 | 0 | 283 | 1.93 33.3% |
| Leal | 7 | 1 | 0 | 0 | 4 | 0 | 0 | 2 | 0 | 7 | 1.00 14.3% |
| VT Offense | 154 | 33 | 17 | 20 | 61 | 12 | 21 | 7 | 0 | 290 | 1.88 32.5% |
| Opp. Offense | 153 | 30 | 16 | 20 | 70 | 8 | 15 | 9 | 1 | 252 | 1.65 30.1% |
| KICKOFFS | | | | | | | | | | | |
| Abbott | No. 39 | Yds 2399 | Avg 61.5 | TB 9 | OB 1 | Retn 19.7 | Net 46.4 | Avg. Depth 3.5-yd. line (136) | Avg. Drive Start (no pen) 29.8-yd. line (1162) | | Avg. Drive Start (w/pen) 28.6-yd. line (1116) |
| Branthover | 20 | 1194 | 59.7 | 8 | 1 | 9.2 | 58.6 | 5.3-yd. line (106) | 25.9-yd. line (517) | | 25.9-yd. line (517) |
| Total | 59 | 3593 | 60.9 | 17 | 2 | 23.8 | 50.5 | | | | |
| Opponents | 60 | 3701 | 61.7 | 18 | 0 | 24.7 | 50.8 | | | | |

KICKOFF RETURNS (25 yards added to average drive started total for touchbacks; 40 yards for kicks out of bounds; added in team return)

| Player | No. | Ret. | FC | OB | TB | O-S | Avg. Depth | Avg. Drive Start |
|----------|-----|------|----|----|----|-----|--------------------|----------------------|
| Deep Men | 50 | 33 | 0 | 0 | 17 | 0 | | |
| Other | 3 | 3 | 0 | 0 | 0 | 0 | | |
| Team | 53 | 36 | 0 | 0 | 17 | 0 | 3.6-yd. line (191) | 27.1-yd. line (1437) |