

VIRGINIA TECH

ATHLETICS COMMUNICATIONS
460 Jamerson Athletics Center
BLACKSBURG, VA • 24061

Office: (540) 231-6726 • Fax: (540) 231-6984

ACC CHAMPIONS: 2004 | 2007 | 2008 | 2010 BIG EAST CHAMPIONS: 1995 | 1996 | 1999 SOUTHERN CHAMPIONS: 1963

Thursday, Nov. 1, 2012

Kickoff: 7:31 p.m.

Sun Life Stadium

74,916 • Miami Gardens, Fla.

Series vs. Miami: UM leads, 17-12

Last Meeting: VT, 38-35 (2011)

BROADCAST INFORMATION

Television: ESPN

PBP: Rece Davis

Analysts: Jesse Palmer and David Pollack

Sidelines: Samantha Steele

Radio: Virginia Tech IMG Sports Network

PBP: Bill Roth (25th season)

Analyst: Mike Burnop (30th season)

National Radio: ESPN Radio

PBP: Bill Rosinski

Analyst: David Norrie

Sidelines: Joe Schad

Sirius: Channel 94; XM: Channel 190

ATHLETICS COMMUNICATIONS

Asst. AD: Dave Smith

540-231-6726; vtsid@vt.edu

Assoc. Director: Bryan Johnston

540-231-3387; blj@vt.edu

Director of Photography: Dave Knachel

540-231-3387; dknachel@vt.edu

VT On the Web: www.hokiesports.com

Twitter: www.twitter.com/VT_Football

This Game's Hash Tag: #VTvsMIA

#TWEETITOUT

A few game notes in 140 characters or less

This will be the 30th meeting on the gridiron between @HurricaneSports and @VT_Football, with the Hurricanes leading 17-12. #VTvsMIA

The #Hokies feature four players from the Miami area and another from nearby in the Bahamas on their dress roster.

This will be the #Hokies' 25th appearance, on @ESPN Thursday Night Football, where Tech is 19-5 after going 2-0 last year.

Tech has posted a 25-2 record in ACC November games since joining the #ACC in 2004.



Miami (4-4, 3-2 ACC)

HURRICANES

THE SERIES

• Thursday's game will be the 30th football meeting between Virginia Tech and the University of Miami with Miami holding a 17-12 lead in the series. The two schools first met on the gridiron during the 1953 season, continuing on as members of the Big East Conference and now as members of the ACC.

• The Hokies have won the last three games in the series, holding on for a wild 38-35 win in Blacksburg last year, winning 31-17 in Miami to clinch the Coastal Division in 2010 and pulling away for a 31-7 win in 2009 at a rain-soaked Lane Stadium when both were ranked in the AP top 10.

AT SUN LIFE STADIUM

• This will be the seventh time Virginia Tech will play in the stadium now known as Sun Life Stadium with the Hokies holding a 2-4 overall mark.



Virginia Tech (4-4, 2-2 ACC)

HOKIES

• Tech lost to Nebraska in the 1996 Orange Bowl, lost to Kansas in the 2008 Orange Bowl and lost to the Hurricanes during their trip there in 2008. The Hokies beat the Hurricanes in 2010 in a regular season game and beat Cincinnati in the 2009 Orange Bowl, but lost to Stanford in the 2011 Orange Bowl.

• Tech is 10-21 under head coach Frank Beamer at **current** NFL stadiums.

HOKIES AT HOME

• Tech features seven players from Florida, including four from the Miami area. **Mark Leal** (Greenacres), **Luther Maddy** (Delray Beach) and **Dadi Nicolas** (Delray Beach) all went to Atlantic High, while **Donaldven Manning** (Miami) went to Miami Central High.

• **Demitri Knowles** is from Freeport, Grand Bahama, a short 50-minute flight to Miami, and is expected to have quite a cheering section of friends and family for the game.

COUNTDOWN TO KICKOFF

- 10 Senior wide receiver Marcus Davis stands **10th** in career receiving yards at Virginia Tech with 1,517 yards.
- 9 Linebacker Jack Tyler's **9.6** tackles per game rank him third-best among ACC players.
- 8 Cody Journell has attempted **eight** career field goals of 40 or more yards, making seven.
- 7 Virginia Tech has won **seven** of its last nine meetings with the University of Miami.
- 6 Freshman tailback J.C. Coleman is currently averaging **6.0** yards per carry.
- 5 Tech's defense has posted **five** sacks in each of its last two games.
- 4 Sophomore Kyshoen Jarrett ranks **fourth** nationally in punt returns with an average of 18.10 yards per return.
- 3 Logan Thomas is tied with Michael Vick for **third-place** in career rushing touchdowns by a Tech quarterback with 16.
- 2 Since joining the ACC in 2004, the Hokies have lost just **two** of their 27 league games played in the month of November.
- 1 Frank Beamer needs **one** win to take over sole possession of seventh place in all-time wins among NCAA FBS football coaches.



COACH FRANK BEAMER

Frank Beamer (Virginia Tech '69), whose Virginia Tech teams have posted a 189-63 record over the past 19+ seasons and have appeared in bowl games each year in that span, is in his 26th year as the head football coach at Tech and 32nd overall. Beamer has guided the Hokies to a 213-102-2 record and sits with an overall record of 255-125-4.

Under Beamer, Tech football has enjoyed unprecedented success with 19 consecutive bowl appearances, four ACC titles, five ACC Coastal Division crowns, three BIG EAST Conference titles, two "major" bowl victories, six BCS appearances and a trip to the national championship game.

Tech won the BIG EAST title in 1995 and 1999, and shared it in '96. Beamer was voted BIG EAST Coach of the Year by the league's coaches each of those seasons and was tabbed the ACC Coach of the Year in both 2004 and 2005.

WINNINGEST NCAA FBS FOOTBALL COACHES

All-Time By Victories

Minimum 10 years as head coach at FBS institutions; record at four-year colleges only; bowl games included

1.	377	Bobby Bowden (12 wins vacated)
2.	323	Bear Bryant
3.	319	Pop Warner
4.	314	Amos Alonzo Stagg
5.	298	Joe Paterno (111 wins vacated)
6.	257	LaVell Edwards
7.	255	Tom Osborne
	255 *	Frank Beamer
9.	249	Lou Holtz
10.	238	Woody Hayes
11.	234	Bo Schembechler
12.	233 *	Mack Brown
13.	232	Hayden Fry
	232 *	Chris Ault
15.	229	Jim Tressel (12 wins vacated)

* - active coach;

taken from 2012 NCAA Football Record Book

In 1997, he was inducted into the Virginia Tech Sports Hall of Fame and following the 1999 season, he earned eight national coach of the year honors. Beamer returned to his alma mater in December of 1986 after a six-year stint as the head coach at Murray State University, where he compiled a 42-23-2 mark.

During his undergraduate days at Tech, Beamer started three years as a cornerback and played on the Hokies' 1966 and 1968 Liberty Bowl teams. The 66-year-old Hillsville, Va., native began his collegiate coaching career as a graduate assistant at Maryland in 1972. He held assistant coaching positions at The Citadel and Murray State before being named MSU's head coach in 1981.

He is married to the former Cheryl Oakley of Richmond, Va. They have two children, Shane, a former member of his dad's football team at Virginia Tech and now the associate head coach/running backs coach at Virginia Tech; and daughter Casey, a 2003 graduate of Tech. He has two grandchildren, Sutton and Olivia, daughters of Shane and his wife, Emily.

Beamer was born in Mt. Airy, N.C., and grew up in Hillsville, Va. At Hillsville High, he earned 11 varsity letters as a three-sport athlete in football, basketball and baseball.

Beamer, who is the winningest active coach in the Football Bowl Subdivision with 255 victories, had his No. 25 jersey retired by Tech in a pregame ceremony before the Marshall game in 2002. He is tied for seventh all-time among FBS coaches (min. 10 seasons at FBS school) in terms of all-time victories.

STABILITY AT THE TOP

• **Frank Beamer**, the first Tech alumnus to guide Virginia Tech's football program since the 1940s, has coached and won more football games at Tech than any other head coach.

• Not one of the 124 active Division I-A (FBS) head football coaches has been at his current school **consecutively** longer than Beamer (Nevada's Chris Ault is in his 28th season, but not consecutively).

MILESTONE GAMES FOR BEAMER

- **First Collegiate Game and Win:** Southeast Missouri (37-23); Sept. 5, 1981 (at Murray St.)
- **First Win at Tech:** Navy (31-11); Oct. 3, 1987
- **50th Career Win:** West Virginia (12-10); Oct. 7, 1989
- **First Bowl Game and Bowl Win:** Indiana (45-20); Independence Bowl; Dec. 31, 1993
- **100th Career Win:** East Carolina (35-14); Nov. 9, 1996
- **100th Win at Tech:** Connecticut (52-10); Sept. 1, 2001
- **150th Career Win:** Arkansas State (63-7); Aug. 25, 2004
- **150th Win at Tech:** Southern Miss (36-6); Oct. 21, 2006
- **200th Career Win:** Ohio (28-7); Sept. 15, 2007
- **200th Win at Tech:** East Carolina (17-10); Sept. 10, 2011
- **250th Career Win:** North Carolina (24-21); Nov. 17, 2011

Conference Titles:

Big East: 1995, 1996 (co), 1999
ACC: 2004, 2007, 2008, 2010

Conference Coach Of The Year:

Big East: 1995, 1996, 1999
ACC: 2004, 2005

THE BEAMER FILE

PERSONAL:

Born: 10/18/46, Mt. Airy, N.C.
Hometown: Hillsville, Va.
Wife: former Cheryl Oakley
Children: Shane, Casey Prater

EDUCATION:

High School: Hillsville (1965)
College: Virginia Tech (1969)
Postgraduate: Radford University (1972)

PLAYING EXPERIENCE:

Virginia Tech (1966-68)

COACHING EXPERIENCE:

1972	Graduate Assistant, Maryland
1973-76	Assistant Coach, The Citadel
1977-78	Defensive Coordinator, The Citadel
1979-80	Defensive Coordinator, Murray State
1981-86	Head Coach, Murray State
1981	(8-3)
1982	(4-7)
1983	(7-4)
1984	(9-2)
1985	(7-3-1)
1986	(7-4-1) Ohio Valley co-champs
1987-	Head Coach, Virginia Tech
1987	(2-9)
1988	(3-8)
1989	(6-4-1)
1990	(6-5)
1991	(5-6)
1992	(2-8-1)
1993	(9-3) Independence Bowl champs
1994	(8-4) Gator Bowl
1995	(10-2) BIG EAST champs; Sugar Bowl champs
1996	(10-2) BIG EAST co-champs; Orange Bowl
1997	(7-5) Gator Bowl
1998	(9-3) Music City Bowl champs
1999	(11-1) BIG EAST champs; Sugar Bowl
2000	(11-1) Gator Bowl champs
2001	(8-4) Gator Bowl
2002	(10-4) San Francisco Bowl champs
2003	(8-5) Insight Bowl
2004	(10-3) ACC champs; Sugar Bowl
2005	(11-2) Gator Bowl champs
2006	(10-3) Chick-fil-A Bowl
2007	(11-3) ACC champs; Orange Bowl
2008	(10-4) ACC champs; Orange Bowl champs
2009	(10-3) Chick-fil-A Bowl champs
2010	(11-3) ACC champs; Orange Bowl
2011	(11-3) Sugar Bowl
2012	(4-4)

Record at MSU: 42-23-2 (six years)

Record at VT: 213-102-2 (26th year)

Record (overall): 255-125-4 (32nd year)



Frank Beamer.....	Coach.....	Al Golden
Virginia Tech.....	School.....	Miami
Virginia Tech ('69).....	Alma Mater.....	Penn State ('91)
213-102-2 (26th year)	Record at School	10-9 (second year)
255-125-4 (32nd year)	Overall Record.....	37-43 (seventh year)
12-9.....	Record vs. the opponent.....	0-1
1-0.....	Beamer vs. Golden	

IN SELECT COMPANY

• With the win over ECU on Sept. 10, 2011, Tech head coach Frank Beamer joined another elite group, one that includes coaches to win 200 or more games at one college.

• Currently, only 10 current or former FBS/Division I-A coaches, as well as only 35 coaches at all levels, are in this group.

Coaches With 200+Victories at One College FBS/Division I-A only

Bobby Bowden, Florida St. (1976-2009)	304
Joe Paterno, Penn St. (1966-2011)	298
LaVell Edwards, BYU (1972-2000)	257
Tom Osborne, Nebraska (1973-97)	255
Amos Alonzo Stagg, Chicago (1892-1932)	244
Bear Bryant, Alabama (1958-82)	232
Chris Ault, Nevada (1976-)	232
Frank Beamer, Virginia Tech (1987-)	213
Woody Hayes, Ohio St. (1951-78)	205
Vince Dooley, Georgia (1964-88)	201

TEN WIN SEASONS

• Tech is the only school in the FBS to win 10 games in each of the past eight seasons.

Consecutive 10-win seasons in modern era

1. Florida State	14	1987-2000
2. Texas	9	2001-2009
3. Virginia Tech	8	2004-current
Miami	8	1985-1992
5. USC	7	2002-2008
6. Florida	6	1993-1998
Boise State	6	2006-current
8. Nebraska	5	1993-1997
Oklahoma	5	2000-2004
Oklahoma	5	1971-1975
Alabama	5	1971-1975

• Virginia Tech has won 10 or more games 11 times over the past 13 seasons and 13 of the past 16 seasons.

TECH IN OVERTIME (3-2)

9/19/98	at Miami	27- 20	W	OT
11/9/02	at Syracuse	42- 50	L	3OT
11/15/03	at Temple	24- 23	W	OT
1/3/12	vs. Michigan	20- 23	L	OT
9/3/12	Georgia Tech	20- 17	W	OT

COMEBACKS UNDER BEAMER

BIGGEST SECOND-HALF

COMEBACK VICTORIES:

15 points	Virginia (1995)
	trailed 29-14 after 3rd..... won 36-29
14 points	N. Carolina (2008)
	trailed 17-3 in 3rd won 20-17
11 points	Louisville (2004)
	trailed 24-13 in 4th..... won 35-24

BIGGEST TOTAL COMEBACK VICTORY:

20 points	Duke (2012)
	trailed 20-0 in 1st..... won 41-20

WHERE BEAMER RANKS

Active NCAA FBS Coaches BY WINS

min. 5 years as D-I head coach; 4-year schools only

255	Frank Beamer (Virginia Tech)
233	Mack Brown (Texas)
232	Chris Ault (Nevada)
204	Steve Spurrier (South Carolina)
196	Dennis Franchione (Texas State)
195	Brian Kelly (Notre Dame)

Active NCAA Coaches

BY BOWL APPEARANCES

19	Frank Beamer (Virginia Tech)
19	Mack Brown (Texas)
18	Steve Spurrier (South Carolina)

BEAMER NOTABLES

255-125-4	Overall Record
213-102-2	Overall Record at Virginia Tech
126-32-1	Record Lane Stadium
55-13	Record in ACC Reg. Season Games
42-46-1	Record vs. Top 25 Teams
37-6	Record vs. ACC Coastal Division
21-9	Record vs. ACC Atlantic Division
28-6	Record in ACC Home Games
27-7	Record in ACC Road Games
18-3	Record in ACC Coastal Road Games
9-4	Record in ACC Atlantic Road Games
19	Bowl Appearances
8	BCS/BCA Appearances
3	Big East Titles
5	ACC Champ. Game Appearances
4	ACC Titles

HOKIE TRENDS

	2012	Beamer
August	0-0	4-2
September	3-2	74-27-1
October	1-2	64-31-1
November	0-0	59-27
December/January	0-0	12-15
VT's CONFERENCE (BIG EAST/ACC) RECORD		
At home	2-0	59-15
On the road	0-2	52-24
Neutral	0-0	0-0
VT's NON-CONFERENCE RECORD		
At home	2-0	67-17-1
On the road	0-1	23-27-1
Neutral	0-1	12-19
VT VS. RANKED OPPONENTS (AP)		
At home	0-0	23-22-1
On the road	0-1	15-37
Neutral	0-0	10-21
VT's RECORD IN GAMES ...		
Decided by 4-7 pts.	0-0	23-22
Decided by 3 or less pts.	1-1	18-22-2
Home during the day	3-0	100-24-1
Away during the day	0-3	50-36
Home at night	1-0	26-8
Away at night	0-0	25-16-1
VT's RECORD WHEN SCORING ...		
Less than 20 points	0-2	23-55-2
20-24 points	1-1	27-28
25+ points	3-1	163-19
VT's RECORD WHEN ALLOWING ...		
Less than 14 points	2-0	119-5-1
14-24 points	2-0	77-28-1
25+ points	0-4	17-69
VT's RECORD WHEN ...		
Leading after the 1st qtr	2-1	135-35
Trailing after the 1st qtr	1-2	38-46-2
Leading at halftime	2-1	171-28
Trailing at halftime	1-3	28-66
Leading after the 3rd qtr	3-0	190-19-1
Trailing after the 3rd qtr	0-4	14-78
Tied heading into the 4th qtr	1-0	9-5-1
Playing an OT game	1-0	3-2
Scoring first	3-2	147-38-1
Opponent scores first	1-2	66-64-1
Outrushing opponent	3-2	186-36-2
Being outrushed	1-2	26-66
Rushing total is even	0-0	1-0
Blocking a kick	1-0	74-33
Scoring a def/ST TD	0-2	79-25
VT's RECORD WITH ...		
Less than 300 yards total offense	0-0	33-48-1
300-399 yards total offense	2-2	84-34-1
400-499 yards total offense	1-2	73-14
500-599 yards total offense	1-0	17-6
600+ yards total offense	0-0	6-0
Less than 100 yards rushing	1-2	12-40
100-199 yards rushing	1-2	78-44-2
200-249 yards rushing	1-0	58-10
250+ yards rushing	1-0	65-7
Less than 100 yards passing	0-0	30-15
100-199 yards passing	1-0	101-55-1
200-299 yards passing	3-3	70-25-1
300-399 yards passing	0-1	12-6
400+ yards passing	0-0	0-1
VT's RECORD ALLOWING ...		
Less than 200 yards total offense	0-0	43-2
200-299 yards total offense	2-1	88-16-1
300-399 yards total offense	2-0	62-41-1
400-499 yards total offense	0-1	17-28
500-599 yards total offense	0-2	2-12
600+ yards total offense	0-0	1-3
Less than 100 yards rushing	1-0	118-22
100-199 yards rushing	3-2	78-46-2
200-249 yards rushing	0-0	12-15
250+ yards rushing	0-2	5-19
Less than 100 yards passing	2-0	32-10
100-199 yards passing	1-2	103-34-1
200-299 yards passing	0-1	57-35-1
300-399 yards passing	1-1	18-19
400+ yards passing	0-0	3-4



MOVIN' UP THE CHARTS

Career rushing TDs by a QB

1.	Tyrod Taylor	2007-10.....	23
2.	Bob Schweickert	1962-64.....	21
3.	Michael Vick	1999-00.....	16
	Logan Thomas	2010-.....	16
5.	Bruce Arians	1972-74.....	14

Career Kickoff Return Yards

1.	Dyrell Roberts	2008-.....	1577
2.	Jon Jeffries	1987-91.....	1447

Career Total Offense

1.	Tyrod Taylor	2007-10.....	9213
2.	Bryan Randall	2001-04.....	8034
5.	Logan Thomas	2010-.....	5819

Career Passing Yards

1.	Tyrod Taylor	2007-10.....	7017
2.	Bryan Randall	2001-04.....	6508
6.	Logan Thomas	2010-.....	5030

AP POLL STREAK

• Virginia Tech has the longest active streak in the FBS when it comes to being ranked in the final AP Poll, and it's not even close. Tech has been ranked in the last eight final AP Polls, three more than the next-longest current streak.

Consecutive Final AP Poll Appearances

No.	Team	Last Yr Out (Record)
8	Virginia Tech	2003 (8-5, NR)
5	Oregon	2006 (7-6, NR)
4	Alabama	2007 (7-6, NR)
4	TCU	2007 (8-5, NR)
4	Boise State	2007 (10-3, ARV)
3	Nebraska	2008 (9-4, ARV)
3	LSU	2008 (8-5, ARV)
3	Wisconsin	2008 (7-6, NR)

WHAT'S A HOKIE?

That's the most frequently asked question regarding Virginia Tech athletics. The answer leads all the way back to 1896 when Virginia Agricultural and Mechanical College changed its name to Virginia Polytechnic Institute.

With the change came the necessity for writing a new cheer and a contest for such a purpose was held by the student body. Senior O.M. Stull won first prize for his "Old Hokie" yell which still is used today.

Later, when asked if "Hokie" had any special meaning, Stull explained the words he used had no hidden or symbolic meaning, but had been thought up in an effort to get attention. Hokie soon became a nickname for all Tech teams and for those people loyal to Tech athletics.

Following is the "Old Hokie" yell in its original form:

Hoki, Hoki, Hoki Hy!
Tech! Tech! V.P.I.!
Sola-Rex Sola-Rah
Polytech-Vir-gin-i-a!!
Rae, Ri, V.P.I.

WHO'S UP? WHO'S DOWN?

ON THE FIELD

Frank Beamer.....head coach
 Bud Foster defensive coordinator/ILBs
 Shane Beamer..... assoc. head coach/RBs
 Curt Newsome offensive guards/center
 Kevin Sherman wide receivers
 Charley Wiles.....defensive line

IN THE BOOTH

Cornell Brown.....OLBs
 Torrian Gray..... defensive secondary
 Mike O'Cain quarterbacks/play calling
 Bryan Stinespring.....Off. Coord./TEs/OTs

TEAM RESULTS FOR QUARTERBACKS

UNDER BEAMER

(starters; by victories)

Name	Years	Record	Pct.
Taylor, Tyrod	2007-10	34-8	.810
Randall, Bryan	2002-04	26-12	.684
Vick, Michael	1999-00	21-1	.955
Druckenmiller, Jim	1995-96	20-4	.833
DeShazo, Maurice	1992-94	19-14-1	.586
Glennon, Sean	2006-08	18-8	.692
Furrer, Will	1988-91	16-18-1	.486
Thomas, Logan	2011-	15-7	.681
Clark, Al	1997-98	12-7	.632
Vick, Marcus	2005	11-2	.846
Noel, Grant	2001-02	10-4	.714
Sorensen, Nick	1997-98	3-1	.750
Young, Cam	1989	3-3	.500
Meyer, Dave	1998-00	2-1	.667
Chapman, Erik	1987	2-9	.182
Wooten, Rodd	1989, 91	1-2	.333
Koel, Treg	1992	0-1	.000
Totals	1987-10	213-102-2	.675

JUST VIRGINIA TECH, PLEASE

While the full name of the school is Virginia Polytechnic Institute and State University, the school is commonly referred to as "Virginia Tech."

Founded in 1872, as Virginia Agricultural and Mechanical College, the university changed its name to Virginia Polytechnic Institute in 1896.

Fans of the athletic department, as well as media covering the Hokies, shortened the name to VPI, but it eventually became Virginia Tech.

The "State University" was added in 1970 to bring the official title to what it is today.

Those covering Hokie athletics are asked to refer to the university as simply "Virginia Tech."

Virginia Tech University, VPI and SU, VPI&SU, VT or VA Tech are not recognized names and should not be used.

2012 ACC Standings

COASTAL DIVISION

Team	Conf.	Overall
Duke	3-2	6-3
Miami	3-2	4-4
Virginia Tech	2-2	4-4
Georgia Tech	2-3	3-5
Virginia	0-4	2-6
North Carolina - x	3-2	6-3

ATLANTIC DIVISION

Team	Conf.	Overall
Florida State	5-1	8-1
Clemson	4-1	7-1
North Carolina State	2-2	5-3
Maryland	2-2	4-4
Wake Forest	2-4	4-4
Boston College	1-4	2-6

x- ineligible for conference or division title

This Week in the ACC

Thursday, Nov. 1

Virginia Tech at Miami

Saturday, Nov. 3

Boston College at Wake Forest
 Clemson at Duke
 Georgia Tech at Maryland
 Virginia at NC State

Next Week in the ACC

Thursday, Nov. 8

Florida State at Virginia Tech

Saturday, Nov. 10

Georgia Tech at North Carolina
 Maryland at Clemson
 Miami at Virginia
 Notre Dame at Boston College
 Wake Forest at NC State

Keeping Up With The Non-Conference Foes

Austin Peay (0-8): Culver-Stockton

Pittsburgh (4-4): at Notre Dame

Bowling Green (6-3): open

Cincinnati (5-2): Syracuse

HOUSE OF HORRORS

- Lane Stadium has always been a difficult place for opponents to play and has been dubbed one of the best game-day environments in college football. Tech has a 54-9-1 record versus non-conference teams at home since the start of the 1991 season.
- Virginia Tech has posted a 200-69-6 overall record at Lane Stadium/Worsham Field.
- Tech is 126-32-1 at home under the direction of Frank Beamer.
- Tech football teams are 360-100-13 all time in Blacksburg, including a 56-8 record since the start of the 2003 season.
- A large part of that impressive record is the home-field environment created by the fans as Lane Stadium has been sold out for 91 consecutive games, starting with the final home game of the 1998 season against Virginia.



2012 SCHEDULES & RESULTS

Virginia Tech (4-4; 2-2 ACC):

hW	20-17	Georgia Tech* (ot)
hW	42-7	Austin Peay
aL	17-35	Pittsburgh
hW	37-0	Bowling Green
nL	24-27	Cincinnati (<i>FedExField</i>)
aL	34-48	North Carolina*
hW	41-20	Duke*
aL	17-38	#14 Clemson*
Nov.	1	at Miami*
Nov.	8	Florida State*
Nov.	17	at Boston College*
Nov.	24	Virginia*

Miami (4-4; 3-2 ACC):

aW	41-32	Boston College*
aL	13-52	Kansas State
hW	38-10	Bethune-Cookman
aW	42-36	Georgia Tech* (ot)
hW	44-37	NC State*
nL	3-41	Notre Dame (<i>Chicago</i>)
hL	14-18	North Carolina*
hL	20-33	Florida State*
Nov.	1	Virginia Tech*
Nov.	10	at Virginia*
Nov.	17	USF
Nov.	24	at Duke*

* Conference games

2011 RESULTS

Virginia Tech (11-3; 7-1 ACC):

hW	66-13	Appalachian State
aW	17-10	East Carolina
hW	26-7	Arkansas State
aW	30-10	Marshall
hL	3-23	#13 Clemson*
hW	38-35	Miami*
aW	38-17	Wake Forest*
hW	30-14	Boston College*
aW	14-10	Duke*
aW	37-26	#20 Georgia Tech*
hW	24-21	North Carolina*
aW	38-0	#24 Virginia*
nL	10-38	#21 Clemson (<i>Charlotte</i>)
nL	20-23	Michigan (<i>Sugar Bowl</i>) (ot)

Miami (6-6; 3-5 ACC):

aL	24-32	Maryland*
hW	24-6	Ohio State
hL	24-28	Kansas State
hW	45-14	Bethune Cookman
aL	35-38	Virginia Tech*
aW	30-24	North Carolina*
hW	24-7	Georgia Tech*
hL	21-28	Virginia*
hW	49-14	Duke*
aL	19-23	Florida State*
aW	6-3	USF
hL	17-24	Boston College*

* Conference games

NINETEEN BOWLS IN A ROW

• With its trip to the Allstate Sugar Bowl last year, Tech is now one of only three teams to go to 19 bowls in the past 19 seasons. The other two are Florida State and Florida.

Active Consecutive Bowl Appearances

1.	Florida State	30
2.	Florida	22
3.	Virginia Tech	19
4.	Georgia, Georgia Tech	15
5.	Oklahoma	13
6.	LSU, Ohio State	12

CONSISTENCY IS THE KEY

• Tech has been a consistent winner since the mid-90s, winning an average of 9.6 games per year during the current streak of 19 straight seasons capped by bowl appearances.

• Since the beginning of the 1995 season, Florida has won 175 games, three more than Tech's 172 to lead the country during that span. Boise State also has 172 wins*.

* - Ohio State had 12 wins vacated from 2010; would have 178 wins

SCORING STREAK

• Tech has scored in a school-record 225 straight football games, beginning with a win over Miami on Sept. 23, 1995. The streak began after a 16-0 loss to Cincinnati in 1995.

• The previous school record was 66 straight games (1970-76). During its current streak, Tech has scored 13 or more in all but 10 games.

CONSECUTIVE BOWL APPEARANCES (COACHES)

1.	Bobby Bowden (1982-09)	28
2.	Tom Osborne (1973-97)	25
3.	Paul "Bear" Bryant (1959-82)	24
4.	Frank Beamer (active)	19
5.	LaVell Edwards (1978-94)	17

DEFENSIVE TRADITION

• Virginia Tech defensive coordinator **Bud Foster** is the architect of some of the nation's best defenses on an annual basis.

• Since the start of the 2000 season, Tech leads the nation in interceptions and is third in turnovers gained. Check out these numbers Foster's crew has put up:

Most Interceptions Forced (2000-current)

1.	Virginia Tech	236
2.	Boston College	223
3.	Oklahoma	218
4.	Boise State	216
5.	Florida	213

Turnovers Gained (2000-current)

1.	Oklahoma	374
2.	Southern Cal	371
3.	Virginia Tech	370
4.	Boise State	355
5.	Texas	345
6.	West Virginia	342

Follow us on twitter

@VT_Football



BLACKSBURG HISTORY

All-Time Record (1892-present) 694-438-46

In Blacksburg (1892-present) 360-100-13

Behind Lane Hall (1892)	1-0-0
Sheib Field (1894-1901)	13-1-0
Gibboney Field (1902-08)	19-2-0
Miles Field (1909-25)	60-3-3
Miles Stadium (1926-64)	67-25-4
Lane Stadium (1965-present)	200-69-6
<i>Under Beamer (1987-present)</i>	<i>126-32-1</i>

CONSECUTIVE SEASONS WITH EIGHT

OR MORE WINS (CURRENT STREAK)

1.	Virginia Tech	14
2.	Boise State	13
3.	LSU	12
	Oklahoma	12

TOPS IN THE ACC

• With last year's No. 21 finish in the AP Poll, Tech has been the highest-ranked ACC team in the final AP Poll in seven of the eight years it has been in the league.

Yr.	Nat'l Finish	ACC Finish
2011	21st	1st
2010	16th	1st
2009	10th	1st
2008	15th	1st
2007	9th	1st
2006	19th	2nd (<i>WF 18th</i>)
2005	7th	1st
2004	10th	1st


• Tech has finished in the top 20 in seven of the last eight and 11 of the last 13 final AP Polls. The Hokies have also finished in the top 10 in four of the last eight final AP Polls.

PRONUNCIATION GUIDE

Kevin ASANTE.....	uh-SAHN-tay
Nick ACREE.....	A-cree (long A)
Matt ARKEMA.....	ARK-a-muh
Riley BEIRO.....	BYE-row
DETRICK Bonner.....	DEE-trick
Michael BRANTHOVER.....	BRAN-oh-ver
Eddie D'ANTUONO.....	don-TWAHN-oh
TARIQ Edwards.....	tuh-REEK
ANTONE Exum.....	AN-tone
JERON GOUVEIA-Winslow.....	JARE-in
	Goo-VAY-uh
KYSHOEN Jarrett.....	KY-shawn
Cody JOURNELL.....	jur-NELL
Ethan KEYSERLING.....	KY-ser-ling
Mark LEAL.....	lee-AL
DONALDVEN Manning.....	DON-uh-vin
DYRELL Roberts.....	Die-RELL
Michael VIA.....	VYE
Hunter WINDMULLER.....	WYND-mull-er



Last Meeting vs. Miami

	Miami	35
	No. 21 Virginia Tech	38

Lane Stadium/Worsham Field • Blacksburg, Va.

Oct. 8, 2011 • Attendance: 66,233



Final Statistics

Miami	0	7	7	21	—	35
Virginia Tech	7	14	3	14	—	38

VT (3:48 re 1st)	- Thomas 7 run (Journell kick)
VT (14:53 re 2nd)	- Coale 40 pass from Thomas (Journell kick)
UM (3:29 re 2nd)	- Hurns 15 pass from Harris (Wieclaw kick)
VT (0:04 re 2nd)	- Wilson 3 pass from Thomas (Journell kick)
UM (10:29 re 3rd)	- Benjamin 77 pass from Harris (Wieclaw kick)
VT (2:55 re 3rd)	- FG Journell 28
UM (12:15 re 4th)	- Streeter 4 pass from Harris (Wieclaw kick)
VT (12:05 re 4th)	- Boykin 60 pass from Thomas (Journell kick)
UM (8:25 re 4th)	- Miller 16 pass from Dorsett (Wieclaw kick)
UM (2:51 re 4th)	- Miller 30 run (Wieclaw kick)
VT (0:56 re 4th)	- Thomas 19 run (Journell kick)

Team Stats	UM	VT	Individual Totals
First downs	21	26	Rushing — UM, Miller 18-166, James 10-65, Benjamin 1-6, Harris 7-1, Hagens 1-0, Whipple 1-(-2); VT, Wilson 23-128, Thomas 11-38, Oglesby 2-4, Gregory 1-3, Lanier 0-2, Davis 1-(-3).
Rushes-yds.	38-236	38-172	Passing — UM, Harris 13-21-0-267, Dorsett 1-1-0-16; VT, Thomas 23-25-1-310.
Passing yds.	283	310	Receiving — UM, Walford 4-66, Hurns 3-63, Miller 3-23, Streeter 2-30, Benjamin 1-77, Clements 1-24; VT, Boykin 7-120, Coale 5-91, Wilson 4-25, Davis 3-31, Drager 2-36, Coles 1-6, Oglesby 1-1.
Return yds.	7	17	
Passes	14-22-0	23-25-0	
Punts-avg.	2-41.5	2-42.0	
Fumbles-lost	0-0	2-1	
Penalties-yds.	9-84	5-35	
Time of poss.	28:35	31:25	
Sacks by	0-0	3-16	

Game 1: Hokies Rally Late to Down Jackets in Overtime

	Georgia Tech	17
	No. 16 Virginia Tech	OT 20

Lane Stadium/Worsham Field • Blacksburg, Va.

Sept. 3, 2012 • Attendance: 65,632

BLACKSBURG, Va. – Cody Journell booted a 17-yard field goal in overtime to give No. 16 Virginia Tech a heart-pounding 20-17 victory over ACC rival Georgia Tech before a sold out Monday night crowd at Lane Stadium/Worsham Field.

It was also Journell who got the Hokies to the extra period by hitting a 41-yard game-tying field goal as time expired in regulation play. That kick capped a frantic six-play, 51-yard drive that started with just 44 seconds remaining.

The two teams saved most of their offensive fireworks for the end of the game, combining for 292 yards of offense in the fourth quarter and overtime after putting up a combined total of 322 yards during the first three periods of the contest. The Yellow Jackets took a 10-7 lead just three minutes into the fourth quarter with a field goal. The teams then traded touchdowns before Journell's decisive field goals.

Quarterback Logan Thomas passed for two touchdowns and 230 yards for the Hokies during the win. He also added 40 yards on the ground. On the defensive side, mike linebacker Jack Tyler led three Virginia Tech defenders with double-digit tackles. Tyler finished with 17, while whip linebacker Jeron Gouveia-Winslow and tackle Derrick Hopkins had 11 apiece.

Game Notes

- Six Hokie players made their first collegiate starts on offense or defense in the game. Nick Becton (OT), Vinston Painter (OT), David Wang (OG), Michael Holmes (TB) and Ryan Malleck (TE) were the first-timers on offense, while Kyshoen Jarrett (ROV) was the lone defensive player.

- The game was the first overtime game in Lane Stadium history. The Hokies ended their 2011 season with an overtime loss to Michigan in the Sugar Bowl and have played in a total of five overtime contests, posting a 3-2 record.

- Georgia Tech won the time of possession battle, but Virginia Tech won the game. It's the first time in the last six meetings that the team that didn't win the TOP battle didn't win the game.

- The Hokies went with the same five offensive lineman for every offensive snap.

Final Statistics

Georgia Tech	0	7	0	10	0	—	17
Virginia Tech	7	0	0	10	3	—	20

VT (6:12 re 1st)	- Martin 5 pass from Thomas (Journell kick)
GT (14:34 re 2nd)	- Godhigh 12 run (Scully kick)
GT (14:57 re 4th)	- FG Scully 34
VT (7:46 re 4th)	- Knowles 42 pass from Thomas (Journell kick)
GT (0:44 re 4th)	- Hill 10 pass from Washington (Scully kick)
VT (0:00 re 4th)	- FG Journell 41
VT (OT)	- FG Journell 17

Team Stats	GT	VT	Individual Totals
First downs	17	19	Rushing — GT, Washington 19-63, Sims 13-42, Bostic 5-35, Laskey 7-28, Godhigh 3-12, Perkins 3-5, Days 1-4, Smith 4-3; VT, Holmes 13-54, Thomas 15-40, Coleman 4-25, Team 3-(-23).
Rushing yds.	55-192	35-96	Passing — GT, Washington 10-15-1-96, Bostic 0-1-0-0; VT, Thomas 21-38-0-230.
Passing yds.	96	230	Receiving — GT, Smith 4-52, Godhigh 2-11, Hill 2-9, Bostic 1-19, Sims 1-5; VT, Davis 6-82, C. Fuller 5-82, Malleck 3-3, Holmes 2-7, Roberts 2-5, Knowles 1-42, Martin 1-5, Phillips 1-4.
Return yds.	1	0	
Passes	10-16-1	21-38-0	
Punts-avg.	7-40.0	6-36.2	
Fumbles-lost	1-0	1-0	
Penalties-yds.	5-35	3-15	
Time of poss.	34:56	25:04	
Sacks by	2-10	2-4	

2012 VT/MIAMI
GAME RECAP



Game 2: Tech Overcomes Slow Start to Roll Past Govs



Austin Peay

7



No. 15 Virginia Tech

42

Lane Stadium/Worsham Field • Blacksburg, Va.
Sept. 8, 2012 • Attendance: 65,632

BLACKSBURG, Va. – Virginia Tech overcame another slow start before getting its offense on track and piling up 419 yards on the way to a 42-7 non-conference victory over Austin Peay at Lane Stadium/Worsham Field.

Tech managed just seven points during the first 24:25 of the game and had only 32 yards on the ground when Tony Gregory blocked an Austin Peay punt. The play provided a spark for the Hokies who went on to score touchdowns on five of their next seven possessions. Tech ended up amassing 419 yards of total offense, including 187 yards on the ground.

Quarterback Logan Thomas ran for one touchdown and passed for two more in the win. He connected on 15 of 23 passes for 212 yards. Number two quarterback Mark Leal completed all three of his passes for 20 yards. Senior Dyrrell Roberts caught five balls for 50 yards in the contest, while fellow seniors Randall Dunn and Corey Fuller grabbed touchdown passes.

Defensively, the Hokies limited Austin Peay to 221 yards overall and posted 10 tackles behind the line. Junior Kyle Fuller and freshman Donaldven Manning picked off passes as Tech held the Governors to just 62 yards through the air.

Game Notes

- Kyshoen Jarrett returned a punt 46 yards to set up Virginia Tech's first touchdown of the game. The sophomore rover also chipped in six tackles, including 1.5 for loss.

- Six players dressed for the first time in their collegiate careers: David Mellstrom, Griffin Hite, Dadi Nicolas, Justin Taylor, Greg Gadell and E.L. Smiling.

- Michael Holmes scored his first collegiate touchdown on a 2-yard run in the first quarter, then added his second in the third period with a 9-yard burst.

- Tight end Randall Dunn had three catches against the Governors. His 39 yards receiving were a personal best. One of his catches went for a 13-yard touchdown.

- Junior tailback Tony Gregory blocked his second career punt and scored his first career rushing touchdown.

Final Statistics

Austin Peay	0	0	7	0	—	7
Virginia Tech	7	14	14	7	—	42
VT (2:38 re 1st)	- Holmes 2 run (Journell kick)					
VT (5:35 re 2nd)	- Thomas 1 run (Journell kick)					
VT (0:26 re 2nd)	- C. Fuller 30 pass from Thomas (Journell kick)					
VT (7:51 re 3rd)	- Holmes 9 run (Journell kick)					
AP (5:45 re 3rd)	- Oliver 10 run (Stansell kick)					
VT (2:30 re 3rd)	- Dunn 13 pass from Thomas (Journell kick)					
VT (9:30 re 4th)	- Gregory 18 run (Journell kick)					

Team Stats	AP	VT	Individual Totals
First downs	13	22	Rushing — AP, Kitts 22-110, Oliver 15-29, Tucker 1-17, Ryan 3-3; VT, Davis 2-48, Holmes 9-40, Scales 6-36, Coleman 6-29, Gregory 5-28, Knowles 2-21, Team 1-(-1), Thomas 7-(-14).
Rushing yds.	41-159	38-187	Passing — AP, Ryan 8-21-2-62; VT, Thomas 15-23-0-212, Leal 3-3-0-20.
Passing yds.	62	232	Receiving — AP, Stark 4-51, Tucker 1-6, Clack 1-5, Adams 1-4, Embry 1-(-4); VT, Roberts 5-50, Dunn 3-39, C. Fuller 2-44, 2-34, Davis 2-34, Malleck 1-25, Coleman 1-14, Stanford 1-10, Phillips 1-6, Asante 1-1.
Return yds.	15	88	
Passes	8-21-2	18-26-0	
Punts-avg.	10-31.3	5-44.0	
Fumbles-lost	2-0	1-1	
Penalties-yds.	6-47	5-51	
Time of poss.	31:38	28:22	
Sacks by	2-8	1-4	

Game 3: Panthers Take it to Hokies at Heinz Field



No. 13 Virginia Tech

17



Pittsburgh

35

Heinz Field • Pittsburgh, Pa.
Sept. 15, 2012 • Attendance: 48,032

PITTSBURGH, Pa. – The University of Pittsburgh drove 75 yards for a touchdown on its opening possession and never looked back on the way to a thorough 35-17 victory over nationally ranked Virginia Tech at Heinz Field.

The Panthers scored on three of their first four possessions, mixing strong running performances by tailbacks Rushel Snell and Ray Graham with an effective passing attack. Pitt posted 202 yards of offense in the first quarter in building a 14-0 lead and held a 21-3 advantage at the half.

Tech aided Pittsburgh's cause by committing four first-half turnovers, three in Pitt territory and the other at the Hokies' 20. A fourth-quarter interception by cornerback Antone Exum at the Pitt 36 gave Tech an opportunity to get back in the game, but the Hokies stalled and the Panthers marched 88 yards on 15 plays for a clinching touchdown.

The Hokies compiled 324 yards of offense on the day but allowed 537 yards, including 254 on the ground.

Game Notes

- Tech quarterback Logan Thomas suffered the first three-interception game of his collegiate career. All three of the picks came in the first half, but none led to Pittsburgh points.

- Sophomore Kyshoen Jarrett, who hails from Pennsylvania, returned a punt 94 yards for a touchdown in the third quarter. It was the second-longest punt return in school history behind Frank Loria's 95-yard return against Miami in 1967.

- Quarterback Logan Thomas and receiver Marcus Davis teamed up on an 85-yard touchdown pass. The play ranks as the fourth-longest TD pass in school history and ties for the fifth longest pass play at Tech.

- The loss stopped Tech's school- and ACC-record string of consecutive wins in true road games at 13. The streak was also the longest in the nation.

Final Statistics

Virginia Tech	0	3	14	0	—	17
Pittsburgh	14	7	7	7	—	35
P (12:17 re 1st)	- Graham 12 run (Harper kick)					
P (3:19 re 1st)	- Street 13 pass from Sunseri (Harper kick)					
P (13:03 re 2nd)	- Graham 5 run (Harper kick)					
VT (7:57 re 2nd)	- FG Journell 32					
VT (11:57 re 3rd)	- Jarrett 94 punt return (Journell kick)					
P (4:58 re 3rd)	- Graham 18 pass from Sunseri (Harper kick)					
VT (3:30 re 3rd)	- Davis 85 pass from Thomas (Journell kick)					
P (5:33 re 4th)	- Shanahan 6 pass from Sunseri (Harper kick)					

Team Stats	VT	P	Individual Totals
First downs	14	27	Rushing — VT, Thomas 7-28, Scales 4-16, Holmes 9-6, Davis 1-6, Roberts 1-3, Coleman 4-0; P, Shell 23-157, Graham 24-94, Bennett 2-8, Jones 1-5, Sunseri 3-(-4), Team 2-(-6).
Rushing yds.	26-59	55-254	Passing — VT, Thomas 14-31-3-265; P, Sunseri 19-28-1-283.
Passing yds.	265	283	Receiving — VT, Davis 4-129, C. Fuller 4-44, Roberts 2-53, Dunn 2-21, Knowles 1-13, Malleck 1-5; P, Shanahan 5-111, Street 4-73, Carswell 2-27, Jones 2-26, Graham 2-17, Shell 2-15, Bennett 2-14.
Return yds.	94	47	
Passes	14-31-3	19-28-1	
Punts-avg.	4-40.8	5-45.0	
Fumbles-lost	2-1	1-0	
Penalties-yds.	4-39	11-110	
Time of poss.	21:33	38:27	
Sacks by	1-5	2-4	

**Game 4: Tech Rebounds Strong With Win Over BGSU****Bowling Green****0****Virginia Tech****37**

Lane Stadium/Worsham Field • Blacksburg, Va.
Sept. 22, 2012 • Attendance: 65,632

BLACKSBURG, Va. – Virginia Tech rebounded from a disappointing performance at Pittsburgh a week earlier with a solid 37-0 victory over Bowling Green at Lane Stadium/Worsham Field.

Quarterback Logan Thomas passed for two touchdowns and ran for another as the Hokies overcame a scoreless first quarter to put up 21 points in the second period. Thomas hit TD passes of 10 and 42 yards in less than a three minute span, then added a 1-yard plunge just before the half to put Tech in control. Overall, Tech controlled the football for 11:17 of the quarter.

The Hokies added two more rushing touchdowns in the second half on the way to 246 yards on the ground for the afternoon.

Overall, Tech piled up 396 yards of offense, while scoring on all five of its red zone chances, including four touchdowns.

Defensively, Tech handed the Falcons their first shutout loss since 1998. Bowling Green converted on just four of 16 third downs and failed to score on its two trips into the red zone. The visitors connected on just 14 of 42 passing attempts on the way to 266 yards of offense.

Game Notes

- The shutout snapped a string of 169 consecutive games scoring for Bowling Green, dating back to the 1998 season. Ironically, the Falcons' last shutout was also by a score of 37-0, coming at the hands of Missouri on Sept. 5, 1998.

- Redshirt sophomore Matt Arkema made his first collegiate start for the Hokies, opening the game at left guard in place of injured David Wang.

- True freshman Brooks Abbott saw his first action for the Hokies, handling all seven kickoffs against the Falcons. He became the eighth true freshman to see playing time for Tech this season.

- Of the 69 Tech players who dressed for the game, all but three played. Two of the players that did not play are scheduled to redshirt.

Final Statistics

Bowling Green	0	0	0	0	—	0
Virginia Tech	0	21	6	10	—	37

VT (9:25 re 2nd)	- Coleman 10 pass from Thomas (Journell kick)
VT (6:42 re 2nd)	- Roberts 42 pass from Thomas (Journell kick)
VT (1:10 re 2nd)	- Thomas 1 run (Journell kick)
VT (8:58 re 3rd)	- Holmes 2 run (Journell kick failed)
VT (13:30 re 4th)	- FG Journell 35
VT (9:22 re 4th)	- Scales 4 run (Journell kick)

Team Stats	BG	VT	Individual Totals
First downs	12	22	Rushing — BG, Givens 2-55, Samuel 9-32, Martin 6-31, Johnson 5-12, Pettigrew 1-5, Schilz 3-(-2); VT, Gregory 11-68, Thomas 15-65, Holmes 4-51, Coleman 4-45, Scales 3-15, Leal 2-5, Dyer 1-1, Team 3-(-4).
Rushing yds.	26-133	43-246	Passing — BG, Schilz 9-25-1-87, Johnson 5-17-0-46; VT, Thomas 11-26-1-144, Leal 1-3-0-6.
Passing yds.	133	150	Receiving — BG, Jackson 3-32, Samuel 2-31, Burbrink 2-13, Gallon 2-12, Joplin 1-18, Martin 1-16, Bayer 1-8, Beck 1-3, Stokes 1-0; VT, Roberts 3-63, Davis 2-29, Gregory 2-20, Fuller 1-14, Coleman 1-10, Reeves 1-6, Dunn 1-5, Beiro 1-3.
Return yds.	0	45	
Passes	14-42-1	12-29-1	
Punts-avg.	8-43.1	6-39.2	
Fumbles-lost	1-1	1-0	
Penalties-yds.	9-74	9-60	
Time of poss.	27:53	32:07	
Sacks by	2-20	2-4	

Game 5: Bearcats Stun Hokies In Final Seconds at FedExField**Virginia Tech****24****Cincinnati****27**

FedExField • Landover, Md.
Sept. 29, 2012 • Attendance: 46,026

LANDOVER, Md. – University of Cincinnati quarterback Munchie Legaux connected with Damon Julian on a 39-yard touchdown pass with 13 seconds remaining as the Bearcats drove 85 yards to grab a 27-24 victory over Virginia Tech at FedExField.

Cincinnati's stunning drive came on the heels of a 56-yard scoring pass from Tech's Logan Thomas to Corey Fuller that had given the Hokies a 24-20 lead with 1:49 showing on the clock.

Tech struggled throughout the first half but still managed to hold a 7-6 advantage despite gaining just 72 yards of offense. An interception by defensive tackle Kris Harley at the UC 13 set up a 5-yard TD run by Thomas with 2:41 left in the second quarter that gave the Hokies the lead.

The Bearcats regained the lead in the third quarter and held it until Fuller's touchdown catch. Legaux used nine plays to drive UC to victory. He passed for 376 yards and three TDs and added a key 13-yard run on third-and-10 to keep the final drive alive.

Game Notes

- Redshirt freshman Michael Cole made his first collegiate start in the game, opening as the nickel back for the Hokies' defense. He finished with four tackles in the contest.

- Logan Thomas posted his 14th career rushing touchdown to move into a tie with Bruce Arians for fourth place in career rushing touchdowns by a Tech quarterback.

- Corey Fuller's 56-yard catch for a touchdown was a career-long for the redshirt-senior.

- Senior Marcus Davis caught five passes for 101 yards. It was the fourth 100-yard receiving game of his Tech career.

- Defensive tackle Kris Harley recorded his first career interception, coming on a deflected pass in the second quarter.

Final Statistics

Virginia Tech	0	7	0	17	—	24
Cincinnati	3	3	7	14	—	27

C (6:02 re 1st)	- FG Miliano 20
C (8:25 re 2nd)	- FG Miliano 43
VT (2:41 re 2nd)	- Thomas 5 run (Journell kick)
C (6:59 re 2nd)	- Thompkins 29 pass from Legaux (Miliano kick)
VT (14:56 re 4th)	- FG Journell 28
VT (8:37 re 4th)	- Holmes 3 run (Journell kick)
C (7:51 re 4th)	- Abernathy 76 pass from Legaux (Miliano kick)
VT (1:49 re 4th)	- C. Fuller 56 pass from Thomas (Journell kick)
C (0:13 re 4th)	- Julian 39 pass from Legaux (Miliano kick)

Team Stats	VT	C	Individual Totals
First downs	16	24	Rushing — VT, Holmes 11-60, Roberts 5-51, Coleman 7-32, Thomas 9-10, Scales 2-7; C, Winn 17-76, Legaux 11-27, McClung 1-3, Abernathy 1-(-3).
Rushing yds.	34-160	32-103	Passing — VT, Thomas 17-30-2-242; C, Legaux 19-42-1-376, Kay 1-1-16-0.
Passing yds.	242	392	Receiving — VT, Davis 5-101, C, Fuller 4-80, Coleman 2-33, Martin 2-11, Malleck 2-6, Roberts 1-7, Holmes 1-4; C, Thompkins 7-134, Julian 4-89, Kelce 2-47, McClung 2-26, Winn 2-2, Abernathy 1-76, Mouhon 1-16, Milligan 1-2.
Return yds.	3	26	
Passes	17-30-2	20-43-1	
Punts-avg.	7-45.9	5-44.6	
Fumbles-lost	2-1	2-1	
Penalties-yds.	7-82	8-50	
Time of poss.	29:50	30:10	
Sacks by	1-8	1-9	



Game 6: Big Plays Doom Hokies at North Carolina



Virginia Tech

34



North Carolina

48

Kenan Stadium • Chapel Hill, N.C.
Oct. 6, 2012 • Attendance: 54,000

CHAPEL HILL, N.C. – Virginia Tech dropped to 3-3 on the season after coming up on the short end of a 48-34 shootout with the North Carolina Tar Heels in Chapel Hill. The last time the Hokies started .500 or less through its first six games was 1992 when it opened with a 2-3-1 record en route to a 2-8-1 season.

Both teams returned kickoffs for touchdowns and enjoyed success passing, but UNC's running game proved to be the difference with tailback Giovani Bernard rushing for 262 yards, an all-time high against the Hokies. Bernard's 62-yard touchdown burst on a 4th-and-1 play on the first play of the second quarter broke a 14-14 tie and gave the Tar Heels the lead for good.

Tech QB Logan Thomas had career highs of 49 passes, 26 completions and 354 passing yards. He also tossed a pair of scoring passes and ran for a score but it was not enough to overcome a 339-40 yard deficit in rushing.

Game Notes

- Sean Tapley's 94-yard kickoff return for a touchdown marked the first kickoff return for a TD against Tech since 1993 when Syracuse's Jeyson Wilson returned one 86 yards for a score against the Hokies. Tech had gone 237 consecutive games without allowing a touchdown on a kickoff, the longest active streak in the FBS.

- North Carolina's 48 points marked the most points allowed by Virginia Tech during an ACC game. The last time Tech gave up that many points in any game was at LSU in 2007, a 48-7 loss.

- Redshirt freshman Demetri Knowles returned a kickoff 93 yards for a touchdown, the third-longest KO return during the Frank Beamer era.

Final Statistics

Virginia Tech	14	6	6	8	—	34
North Carolina	14	14	17	3	—	48

VT (12:55 re 1st)	- Thomas 13 run (Journell kick)
NC (12:41 re 1st)	- Tapley 94 kickoff return (Barth kick)
NC (4:41 re 1st)	- Renner 4 run (Barth kick)
VT (2:15 re 1st)	- Davis 49 pass from Thomas (Journell kick)
NC (14:53 re 2nd)	- Bernard 62 run (Barth kick)
VT (7:41 re 2nd)	- FG Journell 40
NC (4:09 re 2nd)	- Blue 1 run (Barth kick)
VT (0:41 re 2nd)	- FG Journell 35
NC (7:49 re 3rd)	- Tapley 19 pass from Renner (Barth kick)
VT (7:36 re 3rd)	- Knowles 93 kickoff return (pass failed)
NC (3:56 re 3rd)	- FG Barth 44
NC (1:19 re 3rd)	- Blue 13 run (Barth kick)
VT (8:55 re 4th)	- C. Fuller 66 pass from Thomas (C. Fuller pass from Thomas)
NC (5:34 re 4th)	- FG Barth 40

Team Stats	VT	NC
First downs	22	27
Rushing yds.	25-40	45-339
Passing yds.	354	194
Return yds.	28	27
Passes	26-49-1	17-30-0
Punts-avg.	5-36.6	5-40.0
Fumbles-lost	2-1	1-1
Penalties-yds.	8-60	15-126
Time of poss.	30:33	29:27
Sacks by	1-9	1-11

Individual Totals

Rushing — VT, Thomas 7-20, Holmes 8-19, Scales 2-8, Davis 1-7, Coleman 6-5, Team 1-(-19); NC, Bernard 23-262, Blue 8-57, Williams 2-15, Renner 8-5, Morris 4-0.

Passing — VT, Thomas 26-49-1-354; NC, Renner 17-30-0-194.

Receiving — VT, Knowles 6-83, Coleman 6-4, C. Fuller 5-143, Davis 3-66, Malleck 2-26, Roberts 2-25, Holmes 1-6, Scales 1-1; NC, Davis 5-65, Highsmith 4-29, Bernard 3-10, Tapley 2-35, Ebron 2-35, Blue 1-2.

Game 7: Tech Responds From Big Early Deficit in Big Way



Duke

20



Virginia Tech

41

Lane Stadium/Worsham Field • Blacksburg, Va.
Oct. 13, 2012 • Attendance: 65,632

BLACKSBURG, Va. – After finding itself behind by 20 points just 12 minutes into the first quarter, Virginia Tech exploded for 41 unanswered points en route to a 41-20 Homecoming win over Duke at Lane Stadium/Worsham Field, marking the biggest comeback of the Frank Beamer era.

Tech out-gained the Blue Devils 433 yards to 179 over the final three periods on the way to 525 yards of total offense. The Hokies picked up 269 yards on the ground behind true freshman J.C. Coleman, who averaged 14.1 yards per carry as he racked up 183 yards on just 13 carries. Quarterback Logan Thomas had 50 yards rushing to complement his 14-for-23 passing day that produced 256 yards and a pair of touchdowns.

Duke, which was riding a four-game winning streak, picked up just 22 yards on the ground, but finished with 329 overall thanks to 307 yards through the air.

Game Notes

- The win was the biggest comeback under Beamer. The previous best was a comeback from a 17-point deficit at NC State in 2010.

- Tech gave up an interception for a touchdown for the first time since 2007 when Aqib Talib of Kansas had a pick for a score against the Hokies in the Orange Bowl.

- Redshirt sophomore Brent Benedict made his first collegiate start in the game, opening at right guard for the Hokies.

- The 20 first-quarter points by Duke were the second-most allowed under Beamer in the first period of a game. The highest total is 21 by Georgia Tech in 2006.

Final Statistics

Duke	20	0	0	0	—	20
Virginia Tech	7	10	17	7	—	41

DU (12:16 re 1st)	- Crowder 62 pass from Renfree (Martin kick)
DU (7:31 re 1st)	- FG Martin 40
DU (4:05 re 1st)	- FG Martin 28
DU (3:12 re 1st)	- Byas 20 interception return (Martin kick)
VT (0:41 re 1st)	- Scales 4 run (Journell kick)
VT (2:15 re 2nd)	- FG Journell 37
VT (0:19 re 2nd)	- Davis 42 pass from Thomas (Journell kick)
VT (13:03 re 3rd)	- Coleman 45 run (Journell kick)
VT (6:55 re 3rd)	- Davis 47 pass from Thomas (Journell kick)
VT (1:50 re 3rd)	- FG Journell 41
VT (9:20 re 4th)	- Coleman 86 run (Journell kick)

Team Stats

	DU	VT
First downs	20	19
Rushing yds.	29-22	39-269
Passing yds.	307	256
Return yds.	34	57
Passes	25-42-2	14-23-1
Punts-avg.	4-46.8	4-40.5
Fumbles-lost	3-2	2-0
Penalties-yds.	8-50	8-86
Time of poss.	30:36	29:24
Sacks by	3-13	5-38

Individual Totals

Rushing — DU, Thompson 5-15, Duncan 5-15, Powell 2-13, Snead 5-10, Connette 2-4, Boone 2-1, Team 2-(-6), Renfree 6-(-30); VT, Coleman 13-183, Thomas 11-50, Gregory 8-33, Holmes 2-9, Roberts 1-1, Scales 2-0, Team 2-(-7).

Passing — DU, Renfree 20-33-1-235, Boone 5-9-1-72; VT, Thomas 14-23-1-256.

Receiving — DU, Crowder 8-127, Vernon 4-70, Scott 4-57, Blakeney 3-23, Thompson 2-12, Reeves 2-10, Duncan 2-8; VT, Davis 5-144, Roberts 5-31, Dunn 2-48, Malleck 1-30, Coleman 1-3.



Game 8: Clemson Pulls Away From Hokies In Second Half



Virginia Tech

17



No. 14 Clemson

38

Clemson Memorial Stadium • Clemson, S.C.

Oct. 20, 2012 • Attendance: 81,500

CLEMSON, S.C. – Virginia Tech piled up 406 yards of offense to give No. 14-ranked Clemson a scare, but in the end, the Hokies could never overcome their own miscues in a 38-17 loss to the Tigers.

Tech committed four turnovers in the loss, including three interceptions – one of which was returned for a touchdown. After falling behind 7-3 in the first quarter, Clemson began six of its last 11 possessions in Tech territory, scoring touchdowns on three of those six possessions.

The Hokies rushed for 199 yards and passed for 207, while Clemson was held to 295 yards, its lowest total of the season, and well under its average of 525.8 yards per game.

Tiger quarterback Tajh Boyd made the most of those yards, running for two TDs and passing for another.

Corey Fuller led the Hokies with 96 yards receiving, including a 29-yard score in the first quarter to get the Hokies on the board.

Game Notes

- Tech quarterback Logan Thomas rushed for a career-high 99 yards and scored on a 19-yard run. The touchdown moved Thomas into a tie with Michael Vick for third place in career rushing TDs by a Tech quarterback with 16.

- The Hokies posted five sacks against the Tigers. Clemson had given up a combined total of 10 sacks through its first six games of the season.

- Cody Journell extended his streak of consecutive field goals made to 10 with a 40-yarder. He is 4-for-4 from 40 yards or more during the streak.

- Redshirt freshman safety Michael Cole intercepted his second pass of the season.

- Ronny Vandyke made his first collegiate start, coming at the outside linebacker spot.

Final Statistics

Virginia Tech	7	3	0	7	—	17
Clemson	3	14	14	7	—	38

VT (10:28 re 1st)	- C. Fuller 29 pass from Thomas (Journell kick)
C (0:00 re 1st)	- FG Catanzaro 27
C (9:29 re 2nd)	- Boyd 1 run (Catanzaro kick)
C (3:46 re 2nd)	- Meeks 74 interception return (Catanzaro kick)
VT (0:03 re 2nd)	- FG Journell 40
C (4:30 re 3rd)	- Ellington 12 run (Catanzaro kick)
C (0:50 re 3rd)	- Hopkins 37 pass from Boyd (Catanzaro kick)
VT (9:52 re 4th)	- Thomas 19 run (Journell kick)
C (1:33 re 4th)	- Boyd 1 run (Catanzaro kick)

Team Stats	VT	CU
First downs	23	15
Rushing yds.	49-199	45-135
Passing yds.	207	160
Return yds.	-2	121
Passes	15-29-3	12-21-1
Punts-avg.	5-34.2	7-33.4
Fumbles-lost	4-1	2-0
Penalties-yds.	3-21	4-39
Time of poss.	33:57	26:03
Sacks by	5-48	2-9

Individual Totals

Rushing — VT, Thomas 21-99, Gregory 5-29, Scales 4-27, Coleman 12-19, Holmes 5-18, Roberts 1-17, Knowles 1-(-10); C, Ellington 19-96, Boyd 20-27, Howard 1-11, McDowell 2-2, Watkins 3-(-1).

Passing — VT, Thomas 15-28-2-207, Davis 0-1-1-0; C, Boyd 12-21-1-160.

Receiving — VT, Davis 6-58, C. Fuller 4-96, Roberts 2-46, Holmes 1-6, Knowles 1-4, Coleman 1-(-3); C, Watkins 8-84, Hopkins 3-68, Ellington 1-8.

Overall On Thursdays

- Playing on Thursday used to be routine for Virginia Tech grid teams as Tech and VMI clashed in Roanoke every Thanksgiving afternoon except for two from 1913 through 1969 in what once was known as “The Military Classic of the South.” Overall, Tech has a 65-32-5 record in games played on Thursday.

- This will be the Hokies’ 25th appearance on ESPN Thursday Night Football (19-5) after beating Georgia Tech and North Carolina last year on Thursday.

- The Hokies at one point won 11 straight games played on ESPN’s Thursday Night Football from 1999-2005.

- Virginia Tech is 11-3 all-time on Thursday night ESPN broadcasts at Lane Stadium and 8-2 on the road.

Strong In The ACC And In November

- Virginia Tech is an impressive 55-13 in ACC games (27-7 in ACC road games) since joining the league in 2004. Tech has posted a 27-2 record in November (25-2 in ACC games) since 2004.

Road Troubles

- The Hokies have lost their last six games away from Blacksburg, matching the longest losing streak since the 1990 and 1991 seasons. In 1990, Tech lost at No. 2 Florida State, at Temple and at No. 7 Georgia Tech before losing at NC State, at South Carolina and at No. 6 Oklahoma to start the 1991 season.

- Tech lost nine in a row away from home over the 1987 and 1988 seasons, head coach Frank Beamer’s first two years at Tech.

Seeing The Field Early On

Here’s a look at who has played as a true freshman since the 2000 season:

2012 (8) - Brooks Abbott, Deon Clarke, J.C. Coleman, Desmond Frye, A.J. Hughes, Donaldven Manning, Donovan Riley, Joshua Stanford

2011 (7) - Boye Aromire, Michael Branthover, Caleb Farris, Kyshoen Jarrett, Luther Maddy, Ryan Malleck, Corey Marshall

2010 (2) - Kyle Fuller, Derrick Hopkins

2009 (3) - D.J. Coles, Jayron Hosley, David Wilson

2008 (6) - Xavier Boyce, Jarrett Boykin, Jake Johnson, Justin Myer, Dyrell Roberts, Eddie Whitley

2007 (3) - Chris Drager, Davon Morgan, Tyrod Taylor

2006 (5) - Nekos Brown, Kam Chancellor, Sergio Render, Stephan Virgil, Jason Worilds

2005 (1) - Macho Harris

2004 (7) - Jared Develli, Sean Glennon, Justin Harper, Josh Morgan, D.J. Parker, Eddie Royal, Brett Warren

2003 (3) - David Clowney, Ryan Hash, Thomas McClelland

2002 (9) - Reggie Butler, John Candelas, Mike Imoh, Jonathan Lewis, Jimmy Martin, Danny McGrath, Darryl Tapp, Cary Wade, Jimmy Williams

2001 (5) - DeAngelo Hall, Kevin Jones, Jim Miller, Bryan Randall, Jeff Werner

2000 (3) - Jim Davis, Eric Green, Kevin Lewis

Note: some of these players redshirted later on in their careers. Also, Drager, Worilds and Boyce all played as true freshmen, but received medical hardship waivers after getting injured that year.



THOMAS THE TANK

• Quarterback **Logan Thomas** may be the tallest starting signal caller in school history, but he certainly had some shoes to fill in replacing four-year starter and 2010 ACC Player of the Year Tyrod Taylor last season. All Taylor did in four years was lead Tech to three ACC titles, set a school record for wins by a quarterback (34), as well as marks in total offense, passing yards and many more.

• Thomas showed last year he was more than up for the task, breaking Taylor's school record for total offense in a season with 3,482 yards. He also became just the second quarterback in school history to pass for over 3,000 yards in a season and tied the school mark for rushing touchdowns in a season by a quarterback with 11.

• After a breakout 2011 in which he earned second-team All-ACC honors, the 6-6, 254-pounder who wears a size 16 or 17 shoe depending on the make (17 cleat; 16 regular

shoe), is poised to pick up where he left off last season.

• The redshirt junior was recruited as a tight end, but was moved to quarterback just before his first preseason camp and began the process of being groomed for this season.

• Thomas was a standout basketball player at Brookville High and received scholarship offers to play basketball at JMU, Duquesne, Liberty, Akron, Richmond and Tulane but he decided to focus on football. He's also an avid golfer who likes to hit the links whenever he has free time.

• Thomas already has two fourth-quarter, game-winning touchdown drives (East Carolina, Miami). He completed 23 of 25 passes for 310 yards and three scores along with two rushing scores to lead the Hokies back to the win over Miami last year. His completion percentage of 92 percent in that game is a single-game record under head coach Frank Beamer (min. 20 attempts). For his career, he

has thrown for 5,030 yards and 32 touchdowns, completing 57.0 percent of his passes, and has rushed for 16 more touchdowns.

NEW FACES IN THE BACKFIELD

• While the Tech offense lost Ryan Williams and Darren Evans (2010) and David Wilson (2011) to the NFL over the past two years, the Hokies will still boast a talented arsenal under running backs coach **Shane Beamer**.

• **Michael Holmes** appears to be one of several who have a bright future for the Hokies. After redshirting last year, the Harrisonburg, Va., product put together a good spring session and preseason to earn the starting nod. True freshman **J.C. Coleman**, at only 5-8, entered Tech in January after graduating early and reaped the benefits of a spring practice. **Martin Scales**, a converted fullback, brings a bruising running style to the position and could see action in short-yardage situations.

2012 STARTERS GAME BY GAME

Offense	FL	LT	LG	C	RG	RT	TE	QB	FB	TB	SE
Georgia Tech	Davis	Becton	Wang	Miller	Via	Painter	Malleck	Thomas	Phillips	Holmes	Roberts
Austin Peay	Davis	Becton	Wang	Miller	Via	Painter	Malleck	Thomas	Gregory (TB)	Coleman	Roberts
Pittsburgh	Davis	Becton	Wang	Miller	Via	Painter	Martin	Thomas	C. Fuller (WR)	Holmes	Roberts
Bowling Green	Roberts	Becton	Arkema	Miller	Via	Painter	Martin	Thomas	C. Fuller (WR)	Holmes	Davis
Cincinnati	Roberts	Becton	Arkema	Miller	Via	Painter	Martin	Thomas	Phillips	Holmes	Davis
North Carolina	Roberts	Becton	Wang	Miller	Via	Painter	Martin	Thomas	C. Fuller (WR)	Holmes	Davis
Duke	Roberts	Becton	Via	Miller	Benedict	Painter	Malleck	Thomas	Gregory (TB)	Coleman	Davis
Clemson	Roberts	Becton	Wang	Via	Benedict	Painter	Malleck	Thomas	C. Fuller (WR)	Coleman	Davis
Miami											
Florida State											
Boston College											
Virginia											
Defense	DE	DT	DT	DE	ILB	ILB	WHIP	CB	ROVER	FS	CB
Georgia Tech	Wilson	D. Hopkins	Maddy	Marshall	Taylor	Tyler	Gouveia-Winslow	K. Fuller	Jarrett	Bonner	Exum
Austin Peay	Gayle	D. Hopkins	Maddy	Collins	Williams	Tyler	Gouveia-Winslow	K. Fuller	Jarrett	Bonner	Exum
Pittsburgh	Gayle	D. Hopkins	Maddy	Collins	Taylor	Tyler	Gouveia-Winslow	K. Fuller	Jarrett	Bonner	Exum
Bowling Green	Gayle	D. Hopkins	Maddy	Collins	Taylor	Tyler	Gouveia-Winslow	K. Fuller	Jarrett	Bonner	Exum
Cincinnati	Gayle	D. Hopkins	Maddy	Collins	Taylor	Tyler	Cole (NB)	K. Fuller	Jarrett	Bonner	Exum
North Carolina	Gayle	D. Hopkins	A. Hopkins	Collins	Taylor	Tyler	Cole (NB)	K. Fuller	Jarrett	Bonner	Exum
Duke	Gayle	D. Hopkins	A. Hopkins	Collins	Taylor	Tyler	Cole (NB)	K. Fuller	Jarrett	Bonner	Exum
Clemson	Gayle	D. Hopkins	Maddy	Collins	Taylor	Tyler	Vandyke	K. Fuller	Jarrett	Bonner	Exum
Miami											
Florida State											
Boston College											
Virginia											



• **Tony Gregory** is perhaps the fastest of all the backs when healthy, but he is returning after having a second surgery to repair an ACL injury. True freshman **Trey Edmunds**, son of former NFL Pro Bowler Farrell Edmonds, will begin his career at tailback and will redshirt this season, but could eventually also play linebacker for the Hokies.

A REWARD FOR GOOD GRADES

• The Tech football team eats its meals in order of grade-point average range. Those players who have graduated, as well as those players who maintain the highest grade-point average, eat all team meals first. Coach Beamer invites each player to eat, calling out his name and his GPA range, starting with the highest.

THE LEADER OF THE D-LINE

• Junior defensive end **James Gayle** had a breakout season at his defensive end position, earning All-ACC honors. He had 38 tackles, including 12.5 tackles for loss and seven sacks, along with 20 quarterback hurries last year. This year, he has 29 tackles, including 7.5 for loss and four sacks.

• A physical monster, the 260-pound Hampton, Va., product posted a position-record 39.5-inch vertical and a 4.44 40-time this past offseason.

• Gayle didn't seriously take up the sport of football until his sophomore year at Bethel High in Hampton. And he didn't play that season because of a hamstring injury.

• But his late start hasn't hurt because of the good genes passed down to him. Gayle's dad, Jimmy, played running back at Ohio State from 1979-82, and was named the 1981 Liberty Bowl most outstanding player.

• His uncle, Shaun Gayle, played 12 seasons in the NFL (1984-95) and was a member of the Chicago Bears squad that won Super Bowl XX in 1985. He also owns the distinction of returning the shortest punt for a touchdown in

NFL history, when he returned a punt 5 yards for a touchdown against the New York Giants in a 1985 divisional playoff victory.

A FAMILY ATMOSPHERE

• Defensive tackles **Antoine** and **Derrick Hopkins** are just two of numerous Hokies on the roster to have family ties to the Tech football program.

• Redshirt seniors **Vinston Painter** and **Randall Dunn** are cousins as are redshirt junior **Logan Thomas** and redshirt sophomore **Zack McCray**.

• Linebacker **Tariq Edwards** is the son of former Hokie football player Bo Campbell, who lettered from 1989-92. **George George III** is a walk-on whose father, George, was on the Tech team in the 1970s.

• Freshman **Alston Smith** is the son of former Hokie and NFL Hall of Famer Bruce Smith, while **Martin Scales** is the cousin of former Hokies Orion and Cam Martin.

• There are seven players on the team with brothers who either are playing or did play at Virginia Tech. The **Hopkins Brothers (Antoine and Derrick)** started up front along the defensive line the first five games last year until Antoine was hurt. **David Wang** is the younger brother of former offensive tackle Ed Wang and redshirt sophomore lineman **Mark Shuman** is the younger brother of former starting center and current weight room assistant director Ryan Shuman. Additionally, redshirt freshman **Ronny Vandyke** is joined on the team this year by his brother, **Devin Vandyke**.

• **Kyle Fuller** is a junior defensive back who started last year for the Hokies. He is joined on the team by his brother, **Corey Fuller**, who ran track at Kansas for two seasons before transferring to Tech in 2010. Both are younger brothers of former Hokie Vincent Fuller, who played six seasons with the Tennessee Titans.

• True freshman **Zach Snell** is the son of former Hokie wide receiver Donald Wayne Snell (1984-86) and the nephew of former Hokie receiver Sidney Snell (1977-80). He is also the cousin of Tech freshman quarterback **Brendan Motley**. Freshman punter **Hunter Windmuller** is the nephew of the late Denny Windmuller, a defensive back for the Hokies who lettered in 1978 and 1979.

TECH'S KICKING TRADITION

• Junior **Cody Journell** is back after a solid 2011 campaign, one in which he bucked the recent Tech tradition of relying on senior walk-on kickers. Last season was the first time in five seasons, Tech didn't rely on a senior walk-on for the kicking duties. In 2006, Brandon Pace went 18-for-19 on field goals en route to second-team All-ACC honors. In 2007, it was Jud Dunlevy, who went 21-for-26 on

CAREER STARTS & GAMES PLAYED

Name	Yr.	GP	GS
Abbott, B.	Fr.	5	5
Arkema, M.	r-So.	10	2
Asante, K.	r-Fr.	7	0
Barfield, T.	r-So.	2	0
Becton, N.	r-Sr.	38	8
Beiro, R.	r-So.	18	0
Benedict, B.	r-So.	8	2
Bonner, D.	r-So.	21	12
Branthover, M.	So.	8	9
Byrn, W.	r-So.	8	0
Clarke, D.	Fr.	3	0
Cole, M.	r-Fr.	8	3
Coleman, J.C.	Fr.	8	3
Coles, D.J.	Sr.	36	3
Collins, J.R.	r-Jr.	35	22
D'Antuono, E.	Fr.	0	0
Davis, M.	r-Sr.	48	19
DiNardo, D.	r-So.	21	0
Dunn, R.	r-Sr.	28	0
Dyer, D.	r-So.	16	0
Edwards, T.	r-Jr.	31	14
Exum, A.	r-Jr.	35	27
Farris, C.	So.	8	0
Fisher, D.	r-Jr.	0	0
Fuller, C.	r-Sr.	14	4
Fuller, K.	Jr.	35	28
Frye, D.	Fr.	8	0
Gadell, G.	r-So.	4	0
Gayle, J.	r-Jr.	33	22
George, G.	r-Sr.	24	0
Gibson, L.	r-So.	7	0
Gouveia-Winslow, J.	r-Sr.	36	16
Gregory, T.	r-Jr.	29	2
Gresh, T.	r-So.	21	0
Harley, K.	r-Fr.	8	0
Hite, G.	r-Fr.	1	0
Holmes, M.	r-Fr.	8	5
Hopkins, A.	r-Sr.	39	19
Hopkins, D.	Jr.	34	22
Hughes, A.J.	Fr.	8	8
Jackson, C.	r-So.	1	0
Jarrett, K.	So.	22	8
Journell, C.	r-Jr.	20	20
Keyserling, E.	r-So.	0	0
Knowles, D.	r-Fr.	8	0
Leal, M.	r-So.	5	0
Maddy, L.	So.	20	13
Malleck, R.	So.	21	4
Manning, D.	Fr.	6	0
Marshall, C.	So.	20	2
Martin, E.	r-Jr.	26	5
McCray, Z.	r-So.	21	0
Miller, A.	r-Jr.	32	21
Nicolas, D.	r-Fr.	5	0
Painter, V.	r-Sr.	26	8
Perez-Means, D.	r-So.	21	0
Phillips, J.	r-Sr.	32	6
Redman, D.	r-Fr.	5	0
Reeves, C.	r-Fr.	7	0
Riley, D.	Fr.	8	0
Roberts, D.	r-Sr.	46	22
Roth, M.	r-Fr.	8	0
Scales, M.	r-Sr.	35	0
Shuman, M.	r-So.	5	0
St. Germain, J.	r-So.	8	8
Stanford, J.	Fr.	1	0
Taylor, B.	r-Sr.	35	29
Taylor, J.	r-Fr.	1	0
Thomas, L.	r-Jr.	28	28
Trimble, J.	r-Fr.	7	0
Tweedy, A.	r-Sr.	45	1
Tyler, J.	r-Jr.	35	13
Vandyke, R.	r-Fr.	8	1
Via, M.	r-Sr.	30	11
Wang, D.	r-Jr.	11	5
Wilson, T.	r-Jr.	35	3
Williams, C.	r-So.	22	1
Windmuller, H.	Fr.	0	0

RUSHING = OUTCOME?

• Under head coach **Frank Beamer** (317 games), the Hokies are 186-36-2 when outrushing their opponents, 26-66 when being outrushed and 1-0 when the rushing total is even.

• In Tech's current 19-year bowl run (since 1993), Tech is 166-21 when outrushing its opponents, 22-41 when being outrushed and 1-0 when the rushing total is even.

• In its current 19-year bowl run (since 1993), Tech is 110-7 when rushing for 200 yards or more.

• Since the start of the 1999 season, Tech is 121-14 when outrushing its opponent and 15-29 when being outrushed.



the season. In 2008, Dustin Keys set a school record with 23 made field goals. In 2009, it was Matt Waldron's turn and he responded by making 20-of-23 field goals and scoring 108 points en route to first-team All-ACC honors.

- And in 2010, Chris Hazley picked up where the others left off, hitting 21-of-22 field goals, including a school-record (for a single season) 21 in a row.

- The last four were one-year wonders, each winning the job in their final season, and each going on to score over 100 points.

- Over the last six+ seasons, Tech's starting field goal kickers have combined to make 127 of 147 field-goal attempts (86 percent) and produce 655 points with three earning All-ACC honors.

- This year, **Cody Journell** holds down the job once again. He took a different route as he was a scholarship signee in February of 2009 and redshirted before serving as a backup in 2010.

- He is a local product who hails from Ripplemead, about 30 minutes from campus. He came in with impressive credentials after earning prep All-America honors coming out of nearby Giles High School.

- After redshirting as a freshman in 2009, Journell was slowed by a hip flexor in the 2010 spring drills and never could make a serious run for the job. But after a strong spring, he earned the job last year and didn't look back en route to honorable mention All-ACC honors.

- He started this season with a bang, hitting a 41-yard field goal as time expired in regulation against Georgia Tech and then hit the game-winner in overtime.

- Journell is the first Tech principal place-kicker to sign an NLI and come in on scholarship since Shayne Graham signed with the Hokies in 1996 and went on to earn first-team All-Big East Conference honors in all four seasons as Tech's kicker before going on to a standout NFL career.

- Journell was 14-for-17 last season on field goals (making his last 10 attempts) and 43-for-44 on extra points. He has made 20 of his last 21 fields goals dating back to last season.

TAKING CARE OF WALK-ONS

- Former walk-on John Engelberger was a starter for the San Francisco 49ers and Denver Broncos, and John Burke played in the Super Bowl with the New England Patriots in 1987. Cody Grimm went from a walk-on, to a starter, to an All-American, and finally to an NFL Draft pick of Tampa Bay in 2009.

- Current Tech walk-ons who have earned scholarships include **Michael Branthover, Jack Tyler, Joey Phillips, Martin Scales, Trey Gresh** and **Corey Fuller**.

- Grimm and Will Montgomery (C, Washington Redskins) are both former Hokie

walk-ons *who started* in the NFL in the past two seasons.

GETTIN' IT DONE IN THE CLASSROOM

- Of the 17 seniors on the 2012 roster, there are 13 Hokie graduates, with three others slated to graduate in December and one scheduled to graduate in May.

- Here's how the current seniors, listed alphabetically, stand: graduated: **Nick Becton, Marcus Davis, Randall Dunn, George George, Jeron Gouveia-Winslow, Antoine Hopkins, Eric Martin, Vincent Painter, Joey Phillips, Dyrell Roberts, Bruce Taylor, Alonzo Tweedy** and **Michael Via**.

- **D.J. Coles, Corey Fuller** and **Martin Scales** should graduate this fall and **Scott Demler** is on track to graduate in the spring.

- Additionally, juniors **Antone Exum** and **David Wang** have graduated (business degrees in three years) to bring the total number of graduates on the roster to 15, the most in the FBS this year (Pitt is second with 12).

- In nine of the past 11 years, Tech has graduated at least 70 percent of its football class.

HOP AND SKIP

- Defensive tackles **Antoine Hopkins** and **Derrick Hopkins** started beside each other on the defensive line last year for the first five games before Antoine tore his ACL in the loss to Clemson. He's back and the two are reunited on the line.

- Antoine, known as "Hop," switched from No. 98 to No. 56 in 2010, a number he wore in high school. Derrick, the sophomore known as "Skip," will again be wearing Antoine's old No. 98. The two have a younger brother nicknamed "Jump" to complete the trio.

- Derrick started all 14 games for the Hokies last season, registering 51 tackles, including five for loss and three sacks.

- The last brothers to play side-by-side for the Hokies were Blake and Brett Warren at linebacker in the mid 2000s.

- Other notable brother combinations starting together on the same side of the ball were Orion and Cam Martin (defensive end and whip linebacker, respectively) in the late 2000s; Kevin and Jonathan Lewis, starting defensive tackles side-by-side in 2002, and offensive linemen T.J. (RT) and Todd (LG) Washington in 1996.

THE BIG MAN IN THE MIDDLE

- Junior **Andrew Miller** took over as the center last season and is the lone returning starter on this year's line. The Bassett, Va., native was a standout wrestler in high school and has competed for the Hokies' nationally ranked wrestling squad. Miller was a two-time Virginia Group AA state champion and was the

ACC FOOTBALL RECORDS

OVERALL SINCE 2004

VT	88-28
Florida St.	74-39
Clemson	70-41
BC	69-42
GT	67-45
Miami	63-45
UNC	55-53
Wake Forest	54-53
NC St.	53-53
Virginia	51-55
Maryland	50-56
Duke	25-78

CONFERENCE SINCE 2004

VT	55-13
Florida St.	47-24
GT	43-27
Clemson	42-27
Miami	37-33
BC (joined in 05)	34-27
UNC	32-37
Wake Forest	31-40
Virginia	29-39
NC St.	28-40
Maryland	27-41
Duke	10-59

No. 3-ranked heavyweight by *W.I.N. Magazine* following his senior year. He was also a first-team all-state selection in football.

- The Rimington Award candidate started all 14 games for the Hokies last year, playing over 900 offensive snaps.

- He will miss the remainder of the season after fracturing his left ankle in the Duke game and having surgery the next day. His loss means Tech loses 21 starts and over 1,400 offensive snaps in the middle of its line.

HOKIE PRIDE

- Virginia Tech football has always prided itself on taking care of its players before, during and after their times in Blacksburg. A testament to the family atmosphere created is the roster of former Hokie players serving in some sort of capacity with the football team in the athletic department.

Frank Beamer (*head coach*)
 Shane Beamer (*asst. coach*)
 Cornell Brown (*asst. coach*)
 Mike Burnop (*radio color commentator*)
 Cory Byrd (*SAASS coordinator*)
 John Candelas (*G.A. coach*)
 David Everett (*Hokie Club*)
 Jarrett Ferguson (*strength & conditioning coach*)
 John Graves (*G.A.; weight room*)
 Torrian Gray (*asst. coach*)
 Jermaine Holmes (*director, SAASS*)
 James Hopper (*G.A. coach*)
 Jimmy Martin (*G.A.; coach*)
 John Moody (*Hokie Club*)
 Mark Muncey (*G.A.; weight room*)
 Keith Short (*strength & conditioning coach*)

- During Beamer's time in Blacksburg, the other 11 ACC programs have employed a combined 52 head coaches.

- Stanford has had eight head coaches over the past 26 years, the most among the 67 programs (six major conferences plus Notre Dame) with automatic BCS qualifying privileges.



BY THE NUMBERS

5,819 ... career yards of total offense rank quarterback Logan Thomas fifth all-time at Virginia Tech. He needs 53 yards to pass Don Strock (5,871) for the fourth spot on the list.

643 ... receiving yards for senior Marcus Davis through eight games are already a season high for his Tech career. His 33 catches are also a personal-best for Davis who had a previous best of 30 receptions for 510 yards in 2011.

295 ... yards of total offense by Clemson against the Hokies is the Tiger's lowest total since the last regular-season game of 20011, a 34-13 loss at South Carolina.

183 ... yards rushing by J.C. Coleman against Duke were the most in a game by a true freshman during Coach Frank Beamer's 25-plus seasons at Tech.

172 ... wins since the beginning of the 1995 season are tied for the second most by any FBS team during that span, trailing only Florida (175) and tied with Boise State.

25 ... receiving yards will move Marcus Davis by Myron Richardson (1,541) for ninth place all-time among Tech players in career yards receiving. Davis currently has 1,517 yards.

21 ... carries by Logan Thomas at Clemson were the most for a Tech QB since Bryan Randall ran 25 times for 132 yards during a 56-45 road loss to No. 1 Miami on Dec. 7, 2002.

16 ... players have caught at least one pass for the Hokies in 2012.

15 ... career 200-yard or more passing games for quarterback Logan Thomas are a high during Coach Frank Beamer's tenure.

11/1 ... the Hokies have won six consecutive games played on Nov. 1, including all three played on that date during Frank Beamer's tenure at Tech. The streak dates back to Nov. 1, 1974 when the Hokies dropped a 14-7 game at Miami. Tech beat Miami 31-7 in Blacksburg on Nov. 1, 2003.

10 ... consecutive field goals made by Cody Journell since missing his first attempt of the season.

6 ... pass receptions by J.C. Coleman at UNC were the most by a Tech running back since fullback Marcus Parker had seven catches in a 1997 game at Pittsburgh. The last Tech tailback to catch six or more passes was Phil Rogers who had seven receptions in a 1973 game versus Alabama.

5 ... combined sacks for former Miami-area high school teammates Luther Maddy (4) and Dadi Nicolas during Tech's last two games.

- Five of his nine assistant coaches, plus three of the four GAs, played for him either at Murray State (Bud Foster, Charley Wiles) or Virginia Tech (Shane Beamer, Cornell Brown, Torrian Gray, plus GAs John Candelas, Jimmy Martin and James Hopper).

THE FREAK

- Senior wide receiver **Marcus Davis** is poised to have a major impact on the offense this year after finally settling in at the position.

- At 6-foot-4 and 230 pounds, the freakishly athletic Davis runs a 4.37-second 40-yard dash and set a Tech program record with a 44-inch vertical jump in the spring, making him a big target for **Logan Thomas** to find anywhere, but particularly on jump ball situations in the end zone.

- In the summer of 2010, Davis worked on his catching skills by catching 100 balls a day. Many of those balls were caught with tennis balls taped to the palms of his hands to make him catch the ball with his fingertips.

- Davis came to Tech as a quarterback, but quickly switched to wide receiver. He hurt his right shoulder just four practices into the 2008 preseason camp and underwent surgery.

- After taking a redshirt year, he was moved back to quarterback the next spring, but was moved back out wide with just a week left in the spring and has been a permanent resident of the receiving corps since.

- His first college reception was an 80-yard touchdown catch in 2009 against Boston College. He took a short pass at Pittsburgh, broke a tackle and raced for an 85-yard score, finishing his day with 129 yards receiving.

- For his career, he has caught 87 passes for 1,517 yards and 12 touchdowns. He leads the team this year with 33 receptions for 643 yards and four touchdowns.

ONE MORE GO AT IT

- Senior wide receiver **Dyrell Roberts** is looking to return to form this fall after having season-ending injuries each of the past two seasons.

- Roberts, a speedster who was one of the top kickoff return men in 2009, was hit on the thigh on a return in the Georgia Tech game in 2010. After the game, it was bruised, but nothing out of the ordinary. As the night went on and the pain increased, he was finally rushed to Montgomery Regional Hospital and had a series of surgeries over the next week to relieve pressure in his thigh from compartment syndrome. Without the surgeries, he could've suffered permanent muscle damage.

- Roberts missed the rest of the season and practiced sparingly in the spring, but returned last fall and broke the school record for career kickoff return yards with a 25-yarder against Appalachian State.

- But against Arkansas State last year, he suffered another tough injury on a kickoff return when he broke his left arm on the opening return. He missed the rest of the season, but because he hadn't redshirted yet, he was eligible for a medical hardship waiver and returns this season.

- For his career, he has caught 85 passes for 1,245 yards and six touchdowns. His biggest is a sliding catch in the back of the end zone in 2009 against Nebraska with 21 seconds left to help clinch a big comeback victory.

BACK FROM LISFRANC SPRAINS

- Virginia Tech lost two starting linebackers last year to the rare Lisfranc foot sprains, but both are back this fall after recovering from surgeries. Outside linebacker **Jeron Gouveia-Winslow** hurt his foot against Miami and starting inside linebacker **Bruce Taylor** hurt his foot two weeks later against Boston College. This is the same injury that ended Houston Texans' quarterback Matt Leinert's season a year ago.

- Taylor, a senior, was thrust into the starting lineup last year after 2009's starter, Barquell Rivers, tore a quad tendon while lifting in spring of 2010. In 2010, Taylor led the team with 91 tackles, including 15.5 for loss, and was leading the team again last year before suffering the injury.

- While productive on the field, Taylor also helps out with the Special Olympics of Southwest Virginia off the field.

- After a tough season in 2010 in his first year as a starter, Gouveia-Winslow seemed to turn the corner last year before his injury. Gouveia-Winslow had nine tackles, including one for a loss and five quarterback hurries early on and recorded an interception.

ON THE ACTIVE LISTS

Interceptions

Kyle Fuller	4
Jeron Gouveia-Winslow	3
Tariq Edwards	3
Antone Exum	3
Detrick Bonner	2
Michael Cole	2
Antoine Hopkins	1
J.R. Collins	1
Derek DiNardo	1
Donaldven Manning	1
Kris Harley	1

Blocked Kicks

Tony Gregory	2
--------------	---

Non-Offensive Touchdowns

Dyrell Roberts	1
Jeron Gouveia-Winslow	1
Kyle Fuller	1
Kyshoen Jarrett	1
Demitri Knowles	1



• The biological son of former Redskin great Kurt Gouveia, Gouveia-Winslow had two interceptions in 2010, including one that he returned for the opening score in the ACC Championship Game win over Florida State.

MAKING THE MOVE

• Junior **Antone Exum** moved back and forth between rover and free safety last season, two positions similar enough that a move could be made seamlessly.

• But this past spring, Exum made a move to cornerback in an experiment to try and get the best players in the secondary and he flourished. He played so well in his first ever action at corner that defensive secondary coach Torrian Gray plans on making the move permanent.

• Exum is a big proponent of hot yoga and takes classes either in Blacksburg or back home in the Richmond area. He credits the classes with helping with his cardio, flexibility, loosening his hips and his core strength – all things vital to a successful cornerback.

PLAYING THROUGH THE PAIN

• Junior linebacker **Tariq Edwards** played through immense pain most of the second half of last season. The Cheraw, S.C., native underwent surgery after the season to put a rod in his left tibia to relieve pain from a stress fracture in his shin and missed spring practice.

• Even in pain, Edwards made a career-best 71 tackles last season, including 11.5 tackles for a loss and 3.5 sacks, along with two interceptions as he started all 14 games at linebacker to help hold together a front seven riddled by injuries. He suffered the stress fracture late in the season and played through it in the Sugar Bowl. He had another procedure done in the preseason, which set him back, but he made his first appearance in the fourth game of the season.

• Edwards is the son of former Hokie receiver and punt returner Bo Campbell, who played for the Hokies from 1989-92. Campbell received the Long Distance AT&T Award for leading the nation in average punt return yards (18.2 yds) in 1991, the fall after Tariq was born.

Virginia Tech Football Conference Affiliations

- 1892-97: Independent
- 1898: Southern Intercollegiate Athletic Assoc.
- 1899-1906: Independent
- 1907-21: South Atlantic Intercollegiate Athletic Association
- 1922-64: Southern Conference
1963 champions
- 1965-90: Independent
- 1991-2003: Big East
1995 champions
1996 co-champions
1999 champions
- 2004-present: ACC
2004 champions
2007 champions
2008 champions
2010 champions

READY FOR ACTION

• Redshirt sophomore **Brent Benedict** is seeing plenty of action at offensive guard this year and the Jacksonville, Fla., native is ready to roll after two long seasons.

OFFENSIVE INDIVIDUAL CAREER GAME HIGHS

THROWERS

Logan Thomas (QB)

Att. 49UNC, 2012
Comp. 26UNC, 2012
Yds. 354UNC, 2012
TDs 3twice
INTs 3Pitt, 2012
Long 85Pitt, 2012

RUSHING

Att. 21Clem, 2012
Yds. 99Clem, 2012
TDs 2three times
Long 26BG, 2012

RECEIVING

Rec. 1WF, 2010
Yds. 2WF, 2010
TDs 1WF, 2010
Long 2WF, 2010

Mark Leal (QB)

Att. 9AppSt, 2011
Comp. 6AppSt, 2011
Yds. 113AppSt, 2011
TDs 2AppSt, 2011
INTs 0
Long 63AppSt, 2011

RUSHING

Att. 2twice
Yds. 5AppSt, 2011
TDs 0
Long 5AppSt, 2011

RUNNERS

J.C. Coleman (TB)

Att. 13Duke, 2012
Yds. 183Duke, 2012
TDs 2Duke, 2012
Long 86Duke, 2012

Daniel Dyer (TB)

Att. 6AppSt, 2011
Yds. 30AppSt, 2011
TDs 0
Long 13AppSt, 2011

Tony Gregory (TB)

Att. 11BG, 2012
Yds. 68BG, 2012
TDs 1AP, 2012
Long 24twice

Michael Holmes (TB)

Att. 13GT, 2012
Yds. 60Cincy, 2012
TDs 2AP, 2012
Long 40BG, 2012

Joey Phillips (FB)

Att. 3ArkSt, 2011
Yds. 2ArkSt, 2011
TDs 0
Long 3ArkSt, 2011

Martin Scales (TB)

Att. 6AP, 2012
Yds. 36AP, 2012
TDs 1twice
Long 17AP, 2012

CATCHERS

Kevin Asante (WR)

Rec. 1AP, 2012
Yds. 1AP, 2012
TDs 0
Long 1AP, 2012

Willie Byrn (WR)

Rec. 1VA, 2011
Yds. 15VA, 2011
TDs 0
Long 15VA, 2011

J.C. Coleman (TB)

Rec. 6UNC, 2012
Yds. 33Cincy, 2012
TDs 1BG, 2012
Long 24Cincy, 2012

D.J. Coles (WR)

Rec. 8MU, 2011
Yds. 116CU[2], 2011
TDs 1three times
Long 49ArkSt, 2011

Marcus Davis (WR)

Rec. 6three times
Yds. 144Duke, 2012
TDs 2three times
Long 85Pitt, 2012

Randall Dunn (TE)

Rec. 3AP, 2012
Yds. 48Duke, 2012
TDs 1twice
Long 35Duke, 2012

Corey Fuller (WR)

Rec. 5twice
Yds. 143UNC, 2012
TDs 1four times
Long 66UNC, 2012

George George (TE)

Rec. 1ArkSt, 2011
Yds. 37ArkSt, 2011
TDs 0
Long 37ArkSt, 2011

Demitri Knowles (WR)

Rec. 6UNC, 2012
Yds. 83UNC, 2012
TDs 1GT, 2012
Long 42GT, 2012

Ryan Malleck (TE)

Rec. 3GT, 2012
Yds. 30Duke, 2012
TDs 0
Long 30Duke, 2012

Eric Martin (TE)

Rec. 2Cincy, 2012
Yds. 15MU, 2011
TDs 1twice
Long 15MU, 2011

Joey Phillips (FB)

Rec. 1three times
Yds. 6AP, 2012
TDs 0
Long 6AP, 2012

Dyrell Roberts (WR)

Rec. 6WF, 2010
Yds. 134WF, 2010
TDs 1six times
Long 62ECU, 2008

KICKERS

Michael Branthover (P)

Punts 7WF, 2011
Long 75DU, 2011
I20 3WF, 2011
Avg. 42.1WF, 2011

Scott Demler (P)

Punts 8CU, 2011
Long 51MU, 2011
I20 1four times
Avg. 38.0MU, 2011

A.J. Hughes (P)

Punts 7Cincy, 2012
Long 57Cincy, 2012
I20 3GT, 2012
Avg. 45.9Cincy, 2012

Cody Journell (PK)

FG Made 3BC, 2011
FG Att. 3twice
Long 42CU[2], 2011
PAT Made 9AppSt, 2011
PAT Att. 9AppSt, 2011



• A highly ranked offensive line product at The Bolles School, Benedict was a *SuperPrep* All-American and was rated as the No. 76 player in the country and the No. 12 offensive tackle in the country by Rivals. He missed some of his senior season with a knee injury, but still signed with the University of Georgia.

• He redshirted as a true freshman, while undergoing rehabilitation for a knee injury suffered in high school, but was still a recipient of the Walter C. Troutman Football Scholarship Endowment that year. He decided to transfer to Virginia Tech last summer and sat out last year due to NCAA transfer rules.

• Now three years removed from high school and a tough road to recovery from a knee injury, Benedict has seen his first game action since 2009, picking up his first start against Duke.

• Every time he takes the field, Benedict says he is playing for his brother, Heath, who died unexpectedly of an enlarged heart in March of 2008, just weeks before the NFL Draft. The older Benedict, also an offensive lineman, originally signed with the University of Tennessee, but transferred to Newberry (S.C.) College, where he was a two-time Little All-American. He was projected as a mid-rounder in the NFL Draft and was the first Division II player since 2004 to take part in the Senior Bowl.

A UNIQUE SUMMER SCHOOL EXPERIENCE

• Defensive tackle **Derrick Hopkins** and defensive end **Zack McCray** took part in a unique summer school experience this past summer, joining a group of Virginia Tech student-athletes in spending a portion of the summer in the Dominican Republic as part of a university-designed study abroad course about

leadership and putting leadership initiatives into practice.

• For 10 days, the group visited poorer parts of the country to work with underprivileged children and helped kids within different communities. The student athletes also coordinated sports camps to expose kids there to different sports.

• Along with Hopkins and McCray, the group included volleyball players Liz Trinchere and Cara Baarendse, women's tennis player Carol Kahoun, women's track and field runner Madalyn Nuckols, women's swimmer Meaghan Holloway, women's soccer player Katie DeTuro, men's soccer player Nick Smirniotopolous and wrestling All-American Devin Carter.

IMPRESSIVE GENES

• Offensive guard **David Wang** comes from athletic parents, both of whom were members of the Chinese Olympic team.

• David had surgery on his shoulder during preseason and redshirted in 2009 before seeing the field in five games in 2010 as the top backup at left guard. He was the top backup at right guard last year before fracturing his right foot against East Carolina, causing him to miss the rest of the season. While laid up with the foot injury, the avid video gamer ascended to No. 35 in the world rankings for Call of Duty on the Xbox 360 console, playing 6-8 hours a day. He would only take breaks for schoolwork and "because I was hungry."

• After working hard in the offseason, the junior now takes over at left guard on an inexperienced offensive line.

• He is the brother of former Hokie Ed Wang, who made history in April of 2010 by becoming the first Chinese American to be drafted by an NFL team when Buffalo took

START CHARTS

Offense	'12	Current	
		Streak	Career
Arkema, M.	2	-	2
Becton, N.	8	8	8
Benedict, B.	2	2	2
Coleman, J.C.	3	2	3
Coles, D.J.	0	-	3
Davis, M.	8	11	19
Fuller, C.	4	1	4
Gregory, T.	2	-	2
Holmes, M.	5	-	5
Malleck, R.	4	2	4
Martin, E.	4	-	6
Miller, A.	7	-	21
Painter, V.	8	8	8
Phillips, J.	2	-	6
Roberts, D.	8	8	22
Thomas, L.	8	22	22
Via, M.	8	8	11
Wang, D.	5	1	5

Defense	'12	Current	
		Streak	Career
Bonner, D.	8	9	12
Cole, M.	3	-	3
Collins, J.R.	7	7	22
Edwards, T.	0	-	14
Exum, A.	8	22	27
Fuller, K.	8	22	28
Gayle, J.	7	7	22
Gouveia-Winslow, J.	4	-	16
Hopkins, A.	2	-	19
Hopkins, D.	8	22	22
Jarrett, K.	8	8	8
Maddy, L.	6	1	13
Marshall, C.	1	-	2
Taylor, B.	7	6	29
Tweedy, A.	0	-	1
Tyler, J.	8	11	13
Vandyke, R.	1	1	1
Williams, C.	1	-	1
Wilson, T.	1	-	3

Specialists	'12	Current	
		Streak	Career
Abbott, B. (KO)	5	5	5
Branthover, M. (KO)	3	-	9
Demler, S. (P)	0	-	5
Journell, C. (PK)	8	8	20
Hughes, A.J. (P)	8	8	8
St. Germain (LS)	8	8	8

STARTED EVERY GAME IN 2012

Offense (6): Becton, Davis, Painter, Roberts, Thomas, Via

Defense (6): Bonner, Exum, K. Fuller, D. Hopkins, Jarrett, Tyler

Specialists (3): Hughes, Journell, St. Germain

LONGEST ACTIVE STREAKS

Antone Exum	22
Kyle Fuller	22
Derrick Hopkins	22
Logan Thomas	22
Marcus Davis	11
Jack Tyler	11
Detrick Bonner	9

HOKIES WITH NFL TIES

Current Player(s)	Tie
TREY EDMUNDS	father, Ferrell Edmunds , played seven seasons in the NFL as a tight end, earning two Pro Bowl nods
KYLE AND COREY FULLER	brother, Vincent Fuller , played six seasons as a defensive back for the Tennessee Titans
JAMES GAYLE	uncle, Shaun Gayle , played 12 seasons in the NFL, 11 for the Chicago Bears (1984-1994), and was a member of the Bears squad that won Super Bowl XX in 1985
ALSTON SMITH	father, Bruce Smith , was a standout player for the Hokies before going on to star in the NFL. The all-time sacks leader was inducted in to the NFL Hall of Fame in 2010
JOSH TRIMBLE	late father, Steve Trimble , played four seasons in the NFL - three with the Denver Broncos, one with the Chicago Bears - as a free safety
DAVID WANG	brother, Ed Wang , was drafted by the Buffalo Bills in 2010 as an offensive tackle, and now plays with Oakland
CHASE WILLIAMS	father, Gregg Williams , was the defensive coordinator of the 2010 World Champion New Orleans Saints
TYREL WILSON	father, James Wilson , signed as an UFA with Detroit
JERON GOUVEIA-WINSLOW	biological father, Kurt Gouveia , played 13 seasons in the NFL for the Washington Redskins, Philadelphia Eagles and San Diego Chargers as a linebacker



him in the fourth round. Ed and David were featured on NFL China in 2010 as a crew came over from Beijing to do a story on American football.

- Tech also holds the distinction of having the first Korean American drafted by an NFL team as Eugene Chung was taken by New England in the first round of the 1992 Draft.

THE COMPUTER GUY

- At 6-1, 300 pounds, senior defensive tackle **Antoine Hopkins** may be the biggest, yet athletic, computer guy out there. He's also proud of the fact and recently even started his own computer business, taking infected computers and cleaning off viruses, as well as performing other routine maintenance items on computers. Hopkins suffered a torn ACL last year early on and missed the rest of the season, but spent part of the fall working with the I.T. staff in the athletics department in his spare time, learning more about the industry.

- With his return to full speed this fall, he provides yet another big body in a deep defensive line that is expected to be a major force this season.

THE VERSATILE FULLER

- Junior cornerback **Kyle Fuller** leads a young, but talented secondary, one that features two sophomores and two juniors.

- At 6-0, 181 pounds, Fuller moved between corner and Tech's nickel back last season, which essentially replaces the outside linebacker, in certain situations. As a true freshman, he started six games - mostly in the nickel spot - and recorded 32 tackles, including 4.0 for loss, with six pass break ups and a forced fumble.

- Last year, he flourished in the role as he led the team in tackles for loss last season with 14.5. He had 65 tackles, including 4.5 sacks, two interceptions, seven pass break ups, a forced fumble and a fumble recovery. He also pounced on a blocked punt in the end zone for a touchdown against Appalachian State.

- The Baltimore, Md., native is a strong open-field tackler with great closing speed. He made a game-saving tackle against Duke last year by stopping Blue Devils quarterback Sean Renfree for a loss on fourth down late in the fourth quarter when Duke was driving for a potential game-winning score.

- He was a second-team All-ACC selection at corner last season and has started the 2012 season strong. Against Georgia Tech, he intercepted a pass in overtime to set up the Hokies' winning points and chipped in a tackle for loss, as well.

- He is also a nominee for the Lott Trophy, given to the top defensive player who also embodies the integrity, character, academic accomplishments and community involvement

TECH PLAYERS WITH NFL FATHER CONNECTIONS

Current Players

Trey Edmunds (Ferrell Edmunds)
 Jeron Gouveia-Winslow (Kurt Gouveia)
 Alston Smith (Bruce Smith)
 Josh Trimble (late father Steve Trimble)
 Chase Williams (Gregg Williams)
 Tyrel Wilson (James Wilson)

Former Players

Beau, Blake and Brett Warren (Don Warren)
 Chad and Cody Grimm (Russ Grimm)
 Chad Beasley (Tom Beasley)
 Billy Hardee, III (Billy Hardee, Jr.)
 Kenny Lewis, Jr. (Kenny Lewis, Sr.)
 Jake Patten (Joel Patten)
 Ken, Jr. and Jason Barefoot (Ken Barefoot, Sr.)

associated with the Hall of Fame linebacker whose name is on the award.

- This year, he is the veteran in a strong, but young secondary as he tries to become the next great Virginia Tech cornerback. Virginia Tech has produced five All-America cornerbacks over the last nine seasons: DeAngelo Hall (2003), Jimmy Williams (2005), Brandon Flowers (2006 and 2007), Victor "Macho" Harris (2008) and Jayron Hosley (2010).

- Tech also has had at least one defensive back selected in the NFL Draft in each of the last 13 years after Hosley was taken in the third round of April's Draft by the New York Giants. He joins 16 other defensive backs taken since 1999. Eight have gone in the first three rounds: Ike Charlton in 2000, Cory Bird in 2001, DeAngelo Hall in 2004, Eric Green in 2005, Jimmy Williams in 2006, Aaron Rouse in 2007, Brandon Flowers in 2008 and Hosley in 2011.

JACK IN THE BOX

- Linebacker **Jack Tyler** has proven to be quite the find for defensive coordinator Bud Foster, who had a heavy hand in recruiting Tyler as a recruited walk-on. Tyler has been invaluable for the Hokies, coming up big in several key games. In the 2010 ACC Championship game, he filled in for an injured Bruce Taylor in the second half against Florida game and contributed seven tackles - three of which went for losses. Last year, he racked up 12 tackles in the win at Georgia Tech and topped that this season with a career-high 17 tackles against the Yellow Jackets in the Hokies' overtime win to earn ACC Linebacker of the Week honors. The 17 total stops are the most by a Tech defender since Michael Crawford had 18 against Texas A&M in 2003.

- Through eight games, the redshirt junior has a team-high 77 tackles, including 7.5 for

VIRGINIA TECH IS "DBU"

They like to call themselves "D-Block" or "DBU" and there's no denying the recent success (1993-present) of Virginia Tech's defensive backs.

Below is a list of 24 Hokie D-backs who have made their mark on the professional ranks.

Name	Pos.	Note
Antonio Banks	CB	4th-round draft pick of Minnesota in 1997
Cory Bird	S	3rd-round draft pick of Indianapolis in 2001
Rashad Carmichael	CB	4th-round draft pick of Houston in 2011
Keion Carpenter	S	UFA; played with Atlanta and Buffalo
Kam Chancellor	S	5th-round draft pick of Seattle in 2010; 2012 Pro Bowler
Ike Charlton	CB	2nd-round draft pick of Seattle in 2000
Tyrone Drakeford	CB	2nd-round draft pick of San Francisco in 1994
Brandon Flowers	CB	2007 1st-team A-A; 2nd-round pick; starter for Kansas City
Vincent Fuller	S	4th-round draft pick of Tennessee in 2005
Torrian Gray	S	2nd-round draft pick of Minnesota in 1997; coach at VT now
Eric Green	CB	3rd-round draft pick of Arizona in 2003
DeAngelo Hall	CB	2003 2nd-team A-A; #8 overall pick; starter for Washington
Justin Hamilton	S	7th-round draft pick of Cleveland in 2006
Macho Harris	CB	2008 1st-team A-A; drafted by Philadelphia
Jayron Hosley	CB	2010 1st-team A-A; 3rd-round draft pick of NY Giants in 2012
Kevin McCadam	SS	5th-round draft pick of Atlanta in 2002
Anthony Midget	CB	1999 3rd-team A-A; 5th-round draft pick
Willie Pile	FS	2002 2nd-team A-A; 7th-round draft pick; in CFL
Pierson Prioleau	S	member of Super Bowl champion New Orleans
Aaron Rouse	S	3rd-round draft pick of Green Bay in 2007
Nick Sorensen	S	UFA; played in NFL with Cleveland for 10 seasons
Ronyell Whitaker	CB	2001 3rd-team A-A; played with Minnesota and Tampa Bay
Garnell Wilds	CB	UFA; played with Carolina and Washington
Jimmy Williams	CB	2005 unanimous A-A; 2nd-round draft pick of Atlanta in 2006



loss and two sacks with two pass break ups and seven quarterback hurries.

REPLACING BOYKIN AND COALE

• Virginia Tech is replacing wide receivers Jarrett Boykin and Danny Coale, the most productive duo in terms of receptions in ACC history. Boykin left Tech with a school-record 184 catches for a record 2,844 yards, while Coale was second in both categories with 165 catches for 2,658 yards. Together, they caught 349 passes for 5,502 yards and 26 touchdowns.

• After suffering a loss in game one, replacing them is a trio of seniors in **Dyrell Roberts**, **Marcus Davis** and **Corey Fuller**, along with a gaggle of freshmen and sophomores.

• Roberts has had two season-ending injuries the past two seasons, both coming on kickoff returns, but is best remembered for his sliding, 11-yard touchdown catch in the back of the end zone with 21 seconds left to help Tech rally and beat Nebraska 16-15 in 2009.

• Fuller ran track at the University of Kansas, competing in the triple jump, before transferring to Tech to play football. After sitting out a year due to transfer rules, he earned a scholarship after last season. That decision proved to be the right one after in the season-opening win against Georgia Tech as he caught five passes for a career-high 82 yards, including a big 4th-down grab on the final drive that sent the game to overtime.

• He has flourished this season, catching 25 passes for 503 yards and four touchdowns. His 20.1-yard per catch average leads the team.

• Davis, who came to Tech as a quarterback, averaged a team-best 17 yards per catch last year. He is a big threat who leads the team with 704 all-purpose yards through eight games.

• Senior **D.J. Coles** had a personal-best 36 catches for 480 yards and three touchdowns in 2011, but had offseason knee surgery which slowed him down. He tried to come back, but re-injured the knee in the first game against Georgia Tech and will apply for a medical hardship waiver to return next year.

DOING GOOD DEEDS

• Head coach **Frank Beamer** is a strong believer in giving back to the community. He founded Herma's Readers in 2008 and this year, the team will help raise money for the Wounded Warrior Project. Additionally, the team has raised money in the past to help support Breast Cancer Awareness and Ewing's sarcoma cancer.

• Herma's Readers is a non-profit organization that promotes the power of reading and literacy to youngsters during their formative years, grades K-3. The organization was formed as a tribute to Tech head football coach Frank Beamer's late mother, Herma, a teacher for over 30 years in the Commonwealth of Virginia. Herma's Readers has delivered over 21,000 new and used books collected at Virginia Tech football games to youngsters throughout the Commonwealth. Currently, Coach Beamer's program has also dispersed more than \$80,000 for new book purchases for children. That is a total of more than 53,000 new and used books.

• The Virginia Tech football team also raised money to support Wounded Warrior Project through the sale of camouflage Virginia Tech hats and wristbands. Wounded Warrior Project was created to raise awareness and enlist the public's aid as well as provide direct programs for the needs of injured service members.

• Coach Beamer invited Ben Kiernan, through the Wounded Warrior Project, to join the Virginia Tech Football team at spring football practice March 30, showing the team a mock-up of the camo helmet to be worn for the Sept. 22 game against Bowling Green. Kiernan was a 1371 Combat Engineer for the Marines when he was injured on Sept. 16, 2010 in Afghanistan as part of an ambush during Operation Enduring Freedom. Kiernan is a graduate of Virginia Tech, receiving a B.A. in Urban Affairs in 2008.

MORE IMPORTANT THINGS THAN FOOTBALL

• Sophomore **Kyshoen Jarrett** may have the starting rover position locked down with his

impressive play early on, but he knows there are way more important things in life than football.

• Jarrett's older brother, Daishawn Capers, has cerebral palsy and is legally blind. He is wheelchair-bound and needs help doing almost everything, relying on his brother and mother, Vinise Capers. In high school, Jarrett would often take care of Daishawn, either getting him ready for school in the morning or by watching him during the evenings or part of a weekend when their mother was away.

• Though from Tannersville, Pa., Jarrett's mother and brother now live in North Carolina and come to almost every home game. Daishawn sits there waiting to hear his brother's name over the public address system, ready to cheer for his brother every time he makes a play.

• Jarrett is a converted cornerback who moved to the rover position in the spring and now starts there while also seeing time as a punt returner. At Pittsburgh, he broke off a 94-yard punt return for a touchdown, the second-longest return in school history and the longest under head coach Frank Beamer.

DID YOU KNOW ...

• Long-time equipment manager **Lester Karlin** and Assistant to the Head Coach **Billy Hite** are both in their 34th seasons on the Tech staff and have been on the sideline for 420 consecutive Tech games ... Offensive lineman **Michael Via**, who has seen game action at right tackle, left and right guard and center in his career, has already graduated with a degree in fisheries science and has aspirations to be a game warden ... Receiver **Joshua Stanford** is listed as from Lithonia, Ga., but the true freshman was born and raised in Canada. He is from Mississauga, Ontario and attended St. Marcellinus Secondary School through 10th grade before moving to Georgia ... Wide receiver **E.L. Smiling's** sister, Sheena Tosta, won a silver medal at the Beijing Olympics in the 400m hurdles ... Holder **Trey Gresh** started his own lawn cutting business when he was 15 ... Freshman punter **A.J. Hughes** played at the same high school as starting New York Giants punter Steve Weatherford, who was part of the Super Bowl Championship squad ... Receiver **Demitri Knowles** was born and raised in the Bahamas (Freeport, Grand Bahama) and grew up competing in swimming and track.

THE GAME ON RADIO

• All Virginia Tech football games can be heard throughout Virginia and much of the mid-Atlantic region on the Virginia Tech IMG Sports Network.

• Some of the region's most powerful radio stations combine to give Virginia Tech

HOKIES IN THE NFL

Name	Team	GP/GS
Xavier Adibi	Tennessee	1 GP/0 GS
James Anderson	Carolina	7 GP/7 GS
Duane Brown	Houston	7 GP/7 GS
Jarrett Boykin	Green Bay	3 GP/0 GS
Rashad Carmichael	Houston	0 GP/0 GS
Kam Chancellor	Seattle	8 GP/8 GS
Danny Coale ^{PS}	Dallas	
Darren Evans ^{PS}	Tennessee	
Brandon Flowers	Kansas City	6 GP/6 GS
Shayne Graham	Houston	7 GP/7 GS
Cody Grimm	Tampa Bay	7 GP/0 GS
DeAngelo Hall	Washington	8 GP/8 GS
Jayron Hosley	NY Giants	6 GP/3 GS
Jeff King	Arizona	8 GP/7 GS
Will Montgomery	Washington	8 GP/8 GS
Joshua Morgan	Washington	8 GP/7 GS
Eddie Royal	San Diego	6 GP/0 GS
Darryl Tapp	Philadelphia	7 GP/0 GS
Tyrod Taylor	Baltimore	3 GP/0 GS
Michael Vick	Philadelphia	7 GP/7 GS
Ryan Williams ^{IR}	Arizona	5 GP/3 GS
David Wilson	NY Giants	8 GP/0 GS
Jason Worilds	Pittsburgh	7 GP/1 GS

^P - on practice squad

^{IR} - on injured reserve

^R - released since opening day

COACHES/STAFF

Bruce Arians	Ind. Off. Coord./Acting HC
Eugene Chung	Phi. Off. Line Assistant
Chad Grimm	Ariz. Off. Quality Control
Chris Peduzzi	Phi. Assistant Athletic Trainer
Todd Washington	Balt. Assistant Off. Line



tremendous exposure throughout Virginia, Maryland, and Washington, D.C., and in parts of Tennessee, West Virginia, North Carolina, Kentucky, Delaware, and Pennsylvania.

- Nine-time Virginia Sportscaster of the Year Bill Roth (play-by-play), Hokies' Hall of Famer Mike Burnop (analyst) and Adam Witten (scoreboard anchor) comprise Virginia Tech football's on-air broadcast crew.

- The 2012 season marks Roth and Burnop's 25th season together in the Virginia Tech radio booth, making them one of the longest-tenured active duos in the FBS.

- Coverage begins 90 minutes prior to kickoff with the Hardees Chicken Tenders Tailgate Show and the NTELOS Wireless Pre-Game Report. The game broadcast, presented by The Virginia Lottery is followed by the Kroger Point After, a fast-paced, 90-minute post-game scoreboard and interview program.

VIRGINIA TECH SPORTS TODAY

- Highlights of Tech's games, post-game interviews and other features can be seen on Virginia Tech Sports Today, Tech's weekly television magazine show presented by IMG College shown weekly in 11 markets throughout the mid-Atlantic region.

- The show, featuring Tech coach Frank Beamer with host Bill Roth, can be seen every Sunday on a network of stations throughout Virginia, North Carolina, West Virginia, Tennessee, Maryland and Washington, D.C.

- The program can be seen on these stations: Roanoke (WBDJ-7, Sun., 11 a.m. and My 19 at 10 a.m.), Bristol, Tenn. (WCYB, Sun., 9:30 a.m.), Norfolk (WAVY, Sun., Noon), Harrisonburg (WHSV, Sun., Noon), Richmond (WRIC, Sun., Noon), and Bluefield (WVVA, Sun., Noon). The show also airs on Fox Sports South every Sunday at 9:30 a.m., and on Comcast SportsNet-Washington every Sunday at 1 p.m. In addition, VTST airs for a second time on Fox Sports South each Tuesday at 6:30 p.m., and on Comcast SportsNet-Washington each Saturday at 10:30 a.m.

HOKIE PLAYBACK

- See the game again! With Hokie Playback, Tech fans can see the re-broadcast of Virginia Tech home games on Sunday afternoons on CSN Washington at 1:30 p.m., and on WDBJ-7 in Roanoke, Va., at 11:35 p.m. In addition, Hokie Playback can be seen on WDBJ's digital station, My Network TV/Channel 19, on Tuesday, Wednesday and Friday nights at 11 p.m.

TECH TALK LIVE!

- Tech Talk LIVE! airs each Monday from 7-9 p.m. The two-hour long radio talk show originates from Bull & Bones, an upscale sports bar at the First & Main complex in Blacksburg.

- Coach Frank Beamer, Director of

Athletics Jim Weaver, Tech assistant coaches, current and former players, and a variety of guests join the show each week.

- Fans can join in person, listen over the radio on local affiliates via the Virginia Tech IMG Sports Network, or on the web at hokiesports.com.

Virginia Tech IMG Sports 2012 Football Affiliates

Abingdon	WFHG-FM	92.7
Blacksburg/Radford	WBRW-FM	105.3
Blackstone/Petersburg	WBBC-FM	93.5
Bluefield, WV	WKOY-FM	100.9
Bluefield, WV	WKEZ-AM	1240
Bristol, TN	WFHG-AM	980
Charlottesville	WKAV-AM	1400
Clifton Forge	WXCF-AM	1230
Clifton Forge	WXCF-FM	103.9
Clincho	WDIC-AM	1430
Clintwood	WDIC-FM	92.1
Danville/Gretna	WMNA-FM	106.3
Galax	WWWJ-AM	1360
Gate City	WGAT-AM	1050
Harrisonburg	WSIG-FM	96.9
Jacksonville, NC	WAVQ-AM	1400
Lebanon	WLRV-AM	1380
Luray	WRAA-AM	1330
Lynchburg	WLNI-FM	105.9
Marion	WOLD-FM	102.5
Marion	WZMA-FM	103.5
Martinsville	WMVA-AM	1450
Morningside, MD	WHFS-AM	1580
New Bern, NC	WWNB-AM	1490
New Bern, NC	WWNB-FM	103.9
Norfolk/Hampton area	WNIS-AM	790
Richmond	WRNL-AM	910
Richmond	WRVA-AM *	1140
Roanoke	WSNV-FM	93.5
Staunton	WTON-AM	1240
Tazewell	WKQY-FM	100.1
Warsaw	WNNT-AM	690
Warsaw	WNNT-FM	107.5
Washington, DC	WJFK-FM	106.7
White Stone	WIGO-FM	104.9
Winchester/Front Royal	WINC-AM	1400
Wytheville	WXBX-FM	95.3

Affiliates and times subject to change; check www.hokiesports.com for latest listings.

Listen On-Line: All Virginia Tech IMG Sports Network radio broadcasts and television programs are available exclusively online via Hokies All-Access on hokiesports.com.

Listen On Your Smartphone: All Virginia Tech IMG Sports Network radio broadcasts, including games and talk shows, are available through the Hokies' mobile application, which is free to download from the iPhone App Store, Android Market or Blackberry App World. Be on the lookout soon for the new tablet application for Hokies All-Access!

* - Station will carry night games only.

COORDINATOR TIDBITS

During Bud Foster's 227-game tenure as defensive/co-defensive coordinator, Tech has ...

- had 45 different defensive players score touchdowns.
- has scored 71 touchdowns, with 48 coming on pass interceptions, 22 on fumble returns and one on a fumble recovery.
- held opponents to an average of 108.6 yards rushing and 16.7 points per game.
- been nationally ranked in the top five of a major defensive category 35 times.
- had at least one defensive player earn All-America honors from some publication in 16 of 17 seasons. Four players gained A-A recognition in 1999 and three were honored in 2001.
- produced six first-team All-Americans and 11 others who have earned second- or third-team All-America honors from one of the recognized groups.
- had 35 players drafted by NFL teams.
- produced its first Lombardi Award winner and its first Nagurski Trophy winner in Corey Moore.
- produced two BIG EAST defensive players of the year – Corey Moore, who earned the honor in both 1998 and 1999, and Cornell Brown, who won it in 1995.
- featured 10 players who have recorded nine or more interceptions in their career.

During Bryan Stinespring's 143-game tenure as offensive coordinator, Tech has ...

- won 106 games and averaged 369.6 yards of total offense.
- averaged 30.1 points per game, finishing first or second in the ACC in scoring offense in five of eight seasons.
- finished with seven of its top nine all-time teams in total offense and six of its top nine performances in total points.
- had 20 players drafted and 38 players total sign with NFL teams.
- had five players earn All-Big East honors, including one repeat performer, and 25 who won All-ACC honors, with five repeat picks.
- produced a Rimington Trophy winner and unanimous All-American in Jake Grove the school's first Jacobs Blocking Trophy Winner in Blake DeChristopher.
- produced the ACC Player of the Year and Offensive Player of the Year for 2004 (Bryan Randall), 2010 (Tyrod Taylor) and 2011 (David Wilson), and the 2009 ACC Rookie of the Year (Ryan Williams).
- featured 1,000-yard rushers David Wilson, Ryan Williams, Kevin Jones, Lee Suggs, Darren Evans and Branden Ore, the two top passing leaders in school history (Tyrod Taylor, Bryan Randall) and five of the top pass catchers in school history.



VIRGINIA TECH'S MILESTONE VICTORIES

Win	Result of Game (Date and Site)
1	VT 14, St. Albans 10 <i>Oct. 21, 1892; Blacksburg</i>
50	VT 12, Cumberland 0 <i>Oct. 6, 1905; Blacksburg</i>
100	VT 34, Ole Miss 13 <i>Oct. 11, 1913; Blacksburg</i>
150	VT 26, VMI 7 <i>Nov. 24, 1921; Roanoke, VA</i>
200	VT 24, VMI 0 <i>Nov. 27, 1930; Roanoke, VA</i>
250	VT 13, Washington & Lee 3 <i>Oct. 25, 1941; Lynchburg, VA</i>
300	VT 46, Richmond 14 <i>Oct. 20, 1956; Richmond, VA</i>
350	VT 17, George Washington 12 <i>Oct. 9, 1965; Washington, DC</i>
400	VT 56, Florida State 21 <i>Nov. 16, 1974; Tallahassee, FL</i>
450	VT 28, VMI 0 <i>Sept. 24, 1983; Blacksburg</i>
500	VT 20, West Virginia 14 <i>Oct. 5, 1991; Morgantown, WV</i>
550	VT 38, East Carolina 3 <i>Sept. 5, 1998; Blacksburg</i>
600	VT 43, James Madison 0 <i>Sept. 6, 2003; Blacksburg</i>
650	VT 20, Georgia Tech 17 <i>Sept. 13, 2008; Blacksburg</i>

VIRGINIA TECH'S 10-WIN FOOTBALL SEASONS

Year	Record	Coach
1986	10-1-1	Bill Dooley
1995	10-2	Frank Beamer
1996	10-2	Frank Beamer
1999	11-1	Frank Beamer
2000	11-1	Frank Beamer
2002	10-4	Frank Beamer
2004	10-3	Frank Beamer
2005	11-2	Frank Beamer
2006	10-3	Frank Beamer
2007	11-3	Frank Beamer
2008	10-4	Frank Beamer
2009	10-3	Frank Beamer
2010	11-3	Frank Beamer
2011	11-3	Frank Beamer

HISTORY OF VIRGINIA TECH FOOTBALL

- Virginia Tech is in its 119th football season and has compiled a 694-438-46 all-time record in 1,178 games.
- Tech won its 650th game on Sept. 3, 2008, with a 20-17 win over Georgia Tech.
- The Hokies played their first football game on Oct. 21, 1892, with a 14-10 win over St. Albans in a game played on Tech's campus.
- Virginia Tech is 15th among Division I schools in terms of all-time wins.
- The Hokies have compiled 14 10-win seasons, including eight in a row and 11 in the last 13 seasons.
- Tech has won conference football titles in the Southern Conference, the Big East Conference and the Atlantic Coast Conference.

HISTORY OF LANE STADIUM/WORSHAM FIELD

- Virginia Tech's on-campus home since 1965, Lane Stadium/Worsham Field (65,632) is one of college football's most hostile venues.
- The Hokies have compiled an all-time record of 200-69-6 in 275 games at Lane Stadium/Worsham Field. The Hokies are 126-32-1 at home under Frank Beamer and 108-18 at home since the start of the 1996 season.
- The stadium is named for the late Edward H. Lane, a graduate of the university and a former member of the Board of Visitors. Lane headed an educational foundation project which raised more than \$3 million for the original construction. Lane's personal donation was the first received by the fund.
- The field was officially dedicated on Sept. 5, 1992 in honor of Wes and Janet Worsham, longtime Hokie supporters from Kilmarnock, Va. The Worshams pledged \$1 million to the university's Second Century Campaign. The Campaign raised over \$18.6 million, almost \$1.7 million more than the original goal.
- Lane Stadium has been sold out for 91 consecutive games, starting with the final home game of the 1998 season against Virginia.
- The original cost of the stadium was \$3.5 million with an original capacity of 40,000.
- The first game played in the new stadium was a freshman game on Sept. 24, 1965, an 8-8 tie between Tech and Maryland. The first varsity game was played a week later, on Oct. 2 with the Hokies beating William & Mary 9-7.

ALL-TIME BLACKSBURG RECORD

- In addition to its impressive record at Lane Stadium/Worsham Field (1965-present), Virginia Tech has made Blacksburg a very difficult place to play for opposing football teams.
- Tech has compiled a 360-100-13 record in 473 games in Blacksburg.
- Virginia Tech's first game on campus was its first game ever played, a 14-10 win over St. Albans on Oct. 21, 1892. The game was played on an open field behind the Barracks No. 1 (Lane Hall) on the northeast side of campus.
- A small, ungraded area near the present Memorial Chapel was assigned for both athletic and military drill use in 1894 and was known as Sheib Field, where Tech went 13-1. The area was enlarged in 1902 and became known as Gibboney Field, where the Hokies posted a 19-2 record.
- In 1909 the area was graded and leveled, the grandstand enlarged, and the name changed to Miles Field, where the Hokies went 60-3-3. Miles Field was used for football, baseball, and track until Miles Stadium was completed in 1926. Tech called Miles Stadium home from 1926-64, posting a 67-25-4 record.
- Miles Stadium was razed following the 1964 football season and was superseded by the present Lane Stadium.



VIRGINIA TECH TWO-DEEP DEPTH CHART • VS. MIAMI

as of Oct. 29, 2012

OFFENSE (PRO SET/MULTIPLE)

SE	7	Marcus Davis	6-4	232	r-Sr.	Virginia Beach, VA	OR
	83	Corey Fuller	6-2	196	r-Sr.	Baltimore, MD	
TE	88	Ryan Malleck	6-4	244	So.	Point Pleasant, NJ	
	9	Randall Dunn	6-2	240	r-Sr.	Virginia Beach, VA	
LT	54	Nick Becton	6-6	317	r-Sr.	Wilmington, NC	
	69	Mark Shuman	6-7	307	r-So.	Fork Union, VA	
LG	76	David Wang	6-2	288	r-Jr.	Ashburn, VA	
	64	Matt Arkema	6-3	287	r-So.	Midlothian, VA	
C	79	Caleb Farris	6-3	309	So.	Lexington, VA	OR
	67	Michael Via	6-7	304	r-Sr.	McLeansville, NC	
RG	55	Brent Benedict	6-5	304	r-So.	Jacksonville, FL	OR
	67	Michael Via	6-7	304	r-Sr.	McLeansville, NC	
RT	71	Vinston Painter	6-6	309	r-Sr.	Norfolk, VA	
	63	Laurence Gibson	6-6	303	r-So.	Sierra Vista, VA	
TB	4	<i>J.C. Coleman</i>	5-8	192	Fr.	Chesapeake, VA	
	22	Tony Gregory	6-0	185	r-Jr.	Virginia Beach, VA	OR
	20	Michael Holmes	6-0	208	r-Fr.	Harrisonburg, VA	
FB	45	Joey Phillips	5-11	234	r-Sr.	Blacksburg, VA	
	25	Martin Scales	5-11	222	r-Sr.	Martinsville, VA	
QB	3	Logan Thomas	6-6	260	r-Jr.	Lynchburg, VA	
	6	Mark Leal	6-1	213	r-So.	Greenacres, FL	
FL	11	Dyrell Roberts	6-2	195	r-Sr.	Smithfield, VA	OR
	80	Demitri Knowles	6-1	177	r-Fr.	Lynchburg, VA	
	19	Kevin Asante	5-11	181	r-Fr.	Charlotte, NC	

DEFENSE (4-2-5)

DE	96	Corey Marshall	6-1	267	So.	Petersburg, VA	OR
	42	J.R. Collins	6-2	261	r-Jr.	Stafford, VA	
DT	98	Derrick Hopkins	6-0	306	Jr.	Highland Springs VA	
	97	Kris Harley	6-1	282	r-Fr.	Indianapolis, IN	
DT	92	Luther Maddy	6-1	288	So.	Delray Beach, FL	
	56	Antoine Hopkins	6-1	313	r-Sr.	Highland Springs, VA	
DE	99	James Gayle	6-4	269	r-Jr.	Hampton, VA	
	66	Tyrel Wilson	6-1	228	r-Jr.	Hampton, VA	
LB	58	Jack Tyler	6-1	236	r-Jr.	Oakton, VA	
	36	Chase Williams	6-2	235	r-So.	Leesburg, VA	
LB	51	Bruce Taylor	6-2	244	r-Sr.	Riceboro, GA	
	24	Tariq Edwards	6-2	237	r-Jr.	Cheraw, SC	
OLB	37	Ronny Vandyke	6-3	215	r-Fr.	Lorton, VA	
	43	Jeron Gouveia-Winslow	6-2	210	r-Sr.	Ashburn, VA	
ROV	34	Kyshoen Jarrett	5-11	195	So.	Tannersville, PA	
	2	Michael Cole	6-1	199	r-Fr.	Roanoke, VA	
CB	17	Kyle Fuller	6-0	193	Jr.	Baltimore, MD	
	30	<i>Donaldven Manning</i>	5-9	155	Fr.	Miami, FL	
FS	8	Detrick Bonner	6-0	198	r-So.	McDonough, GA	
	26	<i>Desmond Frye</i>	6-2	181	Fr.	Chester, VA	
CB	1	Antone Exum	6-1	224	r-Jr.	Glen Allen, VA	
	31	<i>Donovan Riley</i>	5-11	200	Fr.	Reistertown, MD	

italics indicates true freshman

SPECIALISTS

P	27	<i>A.J. Hughes</i>	6-1	190	Fr.	Terre Haute, IN	
	85	<i>Hunter Windmuller</i>	6-3	170	Fr.	Oakton, VA	
FG/PAT	89	Cody Journell	6-0	195	r-Jr.	Ripplemead, VA	
	21	<i>Brooks Abbott</i>	6-2	182	Fr.	Jacksonville, FL	
Punt Snap	65	Joe St. Germain	6-0	212	r-So.	Los Alamitos, CA	
	59	<i>Eddie D'Antuono</i>	6-6	256	Fr.	Alexandria, VA	
FG/PAT Snap	65	Joe St. Germain	6-0	212	r-So.	Los Alamitos, CA	
	59	<i>Eddie D'Antuono</i>	6-6	256	Fr.	Alexandria, VA	
FG/PAT Hold	12	Trey Gresh	6-1	212	r-So.	Blacksburg, VA	
	6	Mark Leal	6-1	213	r-So.	Greenacres, FL	
KO	21	<i>Brooks Abbott</i>	6-2	182	Fr.	Jacksonville, FL	
	38	Michael Branthover	5-9	184	So.	Dayton, MD	
KR	80	Demitri Knowles	6-1	177	r-Fr.	Lynchburg, VA	AND 4 <i>J.C. Coleman</i> 5-8 192 Fr. Chesapeake, VA
	11	Dyrell Roberts	6-2	195	r-Sr.	Smithfield, VA	AND 19 Kevin Asante 5-11 181 r-Fr. Charlotte, NC
PR	20	Michael Holmes	6-0	208	r-Fr.	Harrisonburg, VA	AND
	34	Kyshoen Jarrett	5-11	195	So.	Tannersville, PA	



BEAMERBALL

- During the **Frank Beamer** era at Tech, putting points on the scoreboard has always been a team effort — the offense, the defense and the special teams. It's called BeamerBall, and what sets it apart are the contributions of the defense and special teams.

- During Beamer's time, a player at every position on the defensive unit has produced at least one touchdown, and 37 different players have scored touchdowns while playing on Tech's special teams.

- Altogether, the defense and special teams have combined for 132 TDs since Beamer arrived in 1987, including 115 in Tech's past 240 games.

- Under Beamer, Tech's defense has scored 82 TDs, with 54 coming on pass interceptions, 26 on fumble returns and two on fumble recoveries. The special teams have added 50 TDs, including 17 on blocked punts, 19 on punt returns, nine on kickoff returns, four on blocked field goals and one on a fumble recovery.

- Fittingly, the trend started in Beamer's first game as Tech's head coach when true freshman Jon Jeffries returned a kickoff 92 yards for a touchdown against Clemson. It was the Hokies' first TD under Beamer, and it was the first of many scored by the special teams.

- Under Beamer, 83 different players on defense and special teams have scored TDs. Twenty-three of those players scored twice while Eddie Royal,

Xavier Adibi, Jason Lallis, Ike Charlton and Ricky Hall each had three scores, André Davis had four, Victor Harris had five and DeAngelo Hall had seven.

- Since the start of the 1993 season, Tech is 75-15 in games it scores at least one TD on defense or special teams. Tech is 79-25 under Beamer when scoring a non-offensive touchdown.

BEAMERBALL II

- Tech's tradition for blocking kicks is another part of BeamerBall. It was carried to new heights in 1998 with 10 blocks during the regular season and two more in the Hokies' Music City Bowl game against Alabama.

- Tech now has 129 blocks in **Frank Beamer's** 317 games as the head coach. The Hokies have blocked 64 punts (17 returned or recovered for TDs), 38 field goals and 27 extra points.

- The most prolific kick blockers under Beamer have been defensive lineman Bernard Basham (7 kicks) and safety Keion Carpenter (6 kicks). Basham blocked three field goals and four PATs, while Carpenter blocked six punts.

- During the Beamer era, Tech has blocked two kicks in a game 22 times, winning 16 of those games. Tech blocked two kicks against four different teams in 1998.

TOUCHDOWNS BY DEFENSE & SPECIAL TEAMS

1987: Jon Jeffries, 92-yd. kickoff return vs. Clemson; Don Stokes, recovered blocked punt in end zone vs. Syracuse; Randy Cockrell (ilb), 90-yd. interception return vs. Navy.

1988: Don Stokes, recovered blocked punt in end zone vs. Southern Miss; Jock Jones, recovered blocked punt in end zone vs. West Virginia; Roger Brown (cb), 55-yd. interception return vs. South Carolina; Leslie Bailey (ilb), 19-yd. interception return vs. South Carolina.

1989: Marcus Mickel, 90-yd. kickoff return vs. Clemson; Jock Jones (olb), 55-yd. interception return vs. Tulane; Roger Brown (cb), 55-yd. interception return vs. North Carolina State.

1990: The '90 season marked the first and only season to date during Beamer's tenure that Tech failed to score at least one TD on either defense or special teams.

1991: P.J. Preston (olb), recovered fumble in end zone vs. Oklahoma; Ken Landrum, 18-yd. blocked punt return vs. Cincinnati; Kirk Alexander (fs), 95-yd. interception return vs. Cincinnati.

1992: Tyronne Drakeford (cb), 40-yd. interception return vs. East Carolina; Tony Kennedy, 91-yd. kickoff return vs. Louisville; Ken Brown (olb), 18-yd. interception return vs. Rutgers.

1993: William Ferrell, 7-yd. blocked punt return vs. Rutgers; DeWayne Knight (olb), 23-yd. fumble return vs. Syracuse; Jeff Holland (dt), 8-yd. fumble return vs. Virginia; Lawrence Lewis (de), 20-yd. fumble return vs. Indiana; Antonio Banks, 80-yd. blocked field goal return vs. Indiana.

1994: Torrian Gray (rov), 66-yd. interception return vs. Boston College; Stacy Henley, 25-yd. blocked punt return vs. Temple; Lawrence Lewis (de), 60-yd. fumble return vs. East Carolina; Antonio Freeman, 80-yd. punt return vs. Pittsburgh.

1995: Jermaine Holmes, recovered blocked punt in end zone vs. Akron; Hank Coleman (de), 51-yd. fumble return vs. Rutgers; Myron Newsome (ilb), 71-yd. interception return vs. Rutgers; Larry Green (cb), 37-yd. interception return vs. West Virginia; Jim Baron (dt), 46-yd. fumble return vs. Temple; J.C. Price (dt), 19-yd. interception return vs. Temple; Antonio Banks (cb), 65-yd. interception return vs. Virginia; Bryan Still, 60-yd. punt return vs. Texas; Jim Baron (dt), 20-yd. fumble return vs. Texas.

1996: Cornelius White, 60-yd. blocked punt return vs. Syracuse; Keion Carpenter (fs), 100-yd. interception return vs. Miami.

1997: Carl Bradley (dt), recovered fumble in end zone vs. Rutgers; Pierson Prioleau (rov), 43-yd. fumble return vs. Rutgers; Lorenzo Ferguson (fs), 84-yd. interception return vs. Arkansas St.; Anthony Midget (cb), 22-yd. fumble return vs. Pittsburgh.

1998: Keion Carpenter (fs), 16-yd. interception return vs. Pittsburgh; Pierson Prioleau (rov), 85-yd. interception return vs. Boston College; Marcus Gildersleeve, recovered blocked punt in end zone vs. UAB; Ricky Hall, 17-yd. blocked punt return vs. West Virginia; Ricky Hall, recovered blocked punt in end zone vs. Syracuse; Loren Johnson (cb), 78-yd. fumble return vs. Syracuse; Ike Charlton (cb), 26-yd. interception return vs. Rutgers; Jamel Smith (lb), 98-yd. interception return vs. Rutgers; Anthony Midget (cb), 27-yd. interception return vs. Alabama.

1999: Ike Charlton (cb), 34-yd. interception return vs. Clemson; Corey Moore (de), 32-yd. fumble return vs. Clemson; Cory Bird (rov), 26-yd. fumble return vs. Syracuse; Phillip Summers (rov), 43-yd. interception return vs. Syracuse; Tee Butler, recovered fumble by punter in end zone vs. Syracuse; Ricky Hall, 64-yd. punt return vs. Miami; Ike Charlton (cb), 51-yd. fumble return vs. Miami; Larry Austin (cb), 31-yd. interception return vs. Temple.

2000: Willie Pile (fs), 11-yd. interception return vs. Akron; Cory Bird, 9-yd. blocked punt return vs. East Carolina; André Davis, 87-yd. punt return vs. East Carolina; André Davis, 71-yd. punt return vs. Boston College; André Davis, 76-yd. punt return vs. WVU; Nathaniel Adibi (de), 36-yd. fumble return vs. UCF.

2001: Channing Reed (dt), 8-yd. fumble return vs. Rutgers; Kevin McCadam (rov), 69-yd. interception return vs. UCF; André Davis, 55-yd. punt return vs. UCF; Jim Davis (de), 27-yd. interception return vs. West Virginia; Kevin McCadam (rov), 9-yd. fumble return vs. Boston College; Ronyell Whitaker, 71-yd. blocked field goal return vs. Pittsburgh; Brandon Manning, 22-yd. blocked punt return vs. Miami.

2002: DeAngelo Hall, 69-yd. punt return vs. Arkansas State; DeAngelo Hall (cb), 49-yd. interception return vs. Arkansas State; Jason Lallis (dt), 59-yd. fumble return vs. Arkansas State; Alex Markogiannakis (ilb), 25-yd. fumble return vs. Western Michigan; DeAngelo Hall, 51-yd. punt return vs. Rutgers; Darryl Tapp, 11-yd. blocked punt return vs. Virginia; Willie Pile (fs), 96-yd. interception return vs. Miami.

2003: Jason Lallis (dt), 45-yd. interception return vs. UCF; Eric Green (cb), 84-yd. interception return vs. UConn; Mike Imoh, 91-yd. kickoff return vs. UConn; Chris Clifton, 16-yd. blocked punt return vs. UConn; Jimmy Williams (fs), 55-yd. interception return vs. Rutgers; DeAngelo Hall, 58-yd. punt return vs. Syracuse; DeAngelo Hall, 60-yd. punt return vs. Syracuse; Vincent Fuller (cb), 50-yd. fumble return vs. WVU; DeAngelo Hall (cb), 28-yd. fumble return vs. Miami; Eric Green (cb), 51-yd. interception return vs. Miami; DeAngelo Hall, 52-yd. punt return vs. Cal.

2004: Jason Lallis (de), 28-yd. fumble return vs. Western Michigan; Brandon Flowers (cb), 38-yd. interception return vs. Western Michigan; Vincent Fuller, 74-yd. blocked field goal return vs. West Virginia; Bl. Warren (ilb), 46-yd. interception return vs. Florida A&M; Roland Minor (cb), 64-yd. interception return vs. Georgia Tech; Jimmy Williams (cb), 34-yd. interception return vs. Maryland.

2005: Roland Minor (cb), 23-yd. interception return vs. Duke; D.J. Parker, 78-yd. blocked field goal return vs. Georgia Tech; Xavier Adibi (ilb) 25-yd. interception return vs. Georgia Tech; Chris Ellis (de), 29-yd. interception return vs. Georgia Tech; Vince Hall (ilb) 15-yd. fumble return vs. Marshall; Vince Hall (ilb) 13-yd. interception return vs. Boston College; James Anderson (olb) 39-yd. interception return vs. Louisville.

2006: Brenden Hill (olb), 69-yd. interception return vs. North Carolina; Eddie Royal, 58-yd. punt return vs. Duke; Victor "Macho" Harris (cb), 72-yd. interception return vs. Cincinnati; Noland Burchette (de), 15-yd. fumble return vs. Kent State; Xavier Adibi (ilb), 35-yd. fumble return vs. Wake Forest.

2007: Victor "Macho" Harris (cb), 17-yd. interception return vs. East Carolina; Brandon Flowers (cb), 49-yd. interception return vs. William & Mary; Eddie Royal, 60-yd. punt return vs. William & Mary; D.J. Parker (fs), 32-yd. interception return vs. Clemson; Eddie Royal, 82-yd. punt return vs. Clemson; Victor "Macho" Harris, 100-yd. kickoff return



vs. Clemson; Chris Ellis (de), 5-yd. interception return vs. Florida State; Xavier Adibi (lb), 40-yd. interception return vs. Boston College; Justin Harper, 84-punt return vs. Kansas.

2008: Stephan Virgil (cb), 30-yd. fumble return vs. East Carolina; Brett Warren (ilb), 36-yd. interception return vs. Boston College; Victor "Macho" Harris (cb), 55-yd. interception return vs. Boston College; Victor "Macho" Harris (cb), 23-yd. interception return vs. Duke; Orion Martin (de), 17-yd. fumble return vs. Boston College.

2009: Dyrell Roberts, 98-yd. kickoff return vs. Alabama; Jayron Hosley, 64-yd. punt return vs. Marshall; Matt Reidy, 1-yd. blocked punt return vs. Miami; Rashad Carmichael (cb) 22-yd. interception return vs. Boston College.

2010: Rashad Carmichael (cb), 68-yd. interception return vs. East Carolina; David Wilson, 92-yd. kickoff return vs. NC State; Jayron Hosley, 80-yd. punt return vs. Central Michigan; David Wilson, 90-yd. kickoff return vs. Georgia Tech; Jeron Gouveia-Winslow (olb), 24-yd. interception return vs. Florida State.

2011: Kyle Fuller, recovered blocked punt in end zone vs. Appalachian State.

2012: Kyshoen Jarrett, 94-yd. punt return vs. Pittsburgh; Demitri Knowles, 93-yd. kickoff return vs. North Carolina.

VIRGINIA TECH'S BLOCKED KICKS UNDER FRANK BEAMER

Totals: 129 in 317 games (64 punts, 38 FGs, 27 PATs)

1987 (1 punt, 1 PAT, 1 FG)

Syracuse – punt* (Jimmy Whitten) hL

East Carolina – PAT (na) hL

Cincinnati – FG (Roger Brown) hW

1988 (4 punts, 3 FGs)

Clemson – punt (Jock Jones) aL

Southern Miss – punt* (Archie Hopkins) aL

West Virginia – punt* (Archie Hopkins) hL

Cincinnati – punt+ (Jock Jones) aW

Louisville – FG (Jimmy Whitten) aL

Florida State – FG (Roger Brown);

FG+ (Roger Brown) aL

1989 (1 punt, 1 FG)

Tulane – punt+ (Archie Hopkins) hW

NC State – FG (Jock Jones) aW

1990 (2 punts, 4 PATs, 1 FG)

East Carolina – PAT (John Rivers) aW

South Carolina – PAT (John Rivers) hL

Florida State – punt+ (Scott Jones) aL

West Virginia – FG+ (Bernard Basham) hW

Temple – punt (Archie Hopkins) aL

NC State – PAT (Bernard Basham) hW

Virginia – PAT (Bernard Basham) hW

1991 (3 punts, 3 FGs)

James Madison – FG (Bernard Basham) hW

Oklahoma – FG (Bernard Basham) aL

Cincinnati – punt+ (P.J. Preston);

punt* (Kirk Alexander) hW

Louisville – FG (John Rivers) hW

East Carolina – punt (Marcus McClung) hL

1992 (5 PATs, 1 FG)

James Madison – PAT (John Rivers);

FG+ (Kirk Alexander) hW

East Carolina – PAT (Bernard Basham) aL

West Virginia – PAT (David Wimmer) hL

Miami – PAT (Bernard Basham) hL

Virginia – PAT (David Wimmer) hL

1993 (4 punts, 2 FGs)

Miami – punt@ (Willie Wilkins) aL

Maryland – FG (George DelRicco) hW

Rutgers – punt* (Marcus McClung) hW

Syracuse – punt+ (William Ferrell) hW

Virginia – punt# (Brandon Semones) aW

Indiana – FG* (Jeff Holland) nW

1994 (2 punts, 2 FGs)

Arkansas St. – FG (Cornell Brown) hW

Temple – punt* (William Ferrell) hW

Miami – punt# (Michael Williams) aL

Rutgers – FG (Michael Williams) hW

1995 (4 punts, 3 PATs, 1 FG)

BC – PAT (Waverly Jackson) hL

Cincinnati – FG (Jim Baron);

PAT (Lawrence Lewis) hL

Miami – punt# (Angelo Harrison) hW

Pittsburgh – punt+ (Angelo Harrison);

punt# (Angelo Harrison) aW

Akron – punt* (Okesa Smith);

PAT (Lawrence Lewis) hW

1996 (5 punts, 1 PAT)

Akron – PAT (John Engelberger) aW

BC – punt+ (Keion Carpenter) aW

Syracuse – punt* (Cornelius White) aL

Temple – punt (Keion Carpenter) hW

SW Louisiana – punt (Michael Stuewe);

punt+ (Keion Carpenter) hW

1997 (2 punts, 3 PATs, 2 FGs)

Arkansas St. – FG+ (Carl Bradley) hW

WVU – punt# (Phillip Summers) aL

Miami – PAT (Carl Bradley) hW

Pittsburgh – PAT (Corey Moore);

PAT (John Engelberger) aL

Virginia – punt (Keion Carpenter);

FG (John Engelberger) aL

1998 (8 punts, 2 PATs, 2 FGs)

East Carolina – FG+ (Corey Moore) hW

Miami – PAT (John Engelberger) aW

Pittsburgh – FG (Corey Moore);

punt# (Larry Austin) hW

Boston College – punt (Keion Carpenter);

punt+ (André Davis) aW

UAB – punt* (Larry Austin) aW

WVU – punt* (Marcus Gildersleeve);

PAT (John Engelberger) hW

Syracuse – punt* (Anthony Midget) aL

Alabama – punt (Keion Carpenter);

punt+ (Corey Moore) nW

1999 (1 punt, 1 PAT)

Rutgers – PAT^ (Carl Bradley) aW

Pittsburgh – punt+ (André Davis) aW

2000 (4 punts, 2 FGs, 2 PATs)

Akron – FG+ (Cory Bird) hW

East Carolina – punt* (Wayne Ward);

FG (Larry Austin) aW

Rutgers – punt+ (Eric Green) hW

Temple – punt+ (Wayne Ward) hW

West Virginia – punt (Lee Suggs)

PAT (Lamar Cobb) hW

Pittsburgh – PAT (David Pugh) hW

2001 (5 punts, 2 FGs)

W. Michigan – punt+ (Wayne Ward) hW

Rutgers – punt@ (Eric Green) aW

UCF – punt@ (Brandon Manning) hW

Pittsburgh – FG* (Lamar Cobb) aL

Virginia – punt (Wayne Ward) aW

Miami – FG# (David Pugh);

punt* (Eric Green) hL

2002 (5 punts, 2 FGs)

LSU – punt+ (Justin Hamilton);

punt@ (Jason Lallis) hW

Marshall – FG+ (Team) hW

Western Michigan – FG (Jeff King) aW

Pittsburgh – punt+ (Nathaniel Adibi) hL

West Virginia – punt# (Ernest Wilford) hL

Virginia – punt* (Justin Hamilton) hW

2003 (1 punt, 3 FGs)

UConn – punt* (Nathaniel Adibi) hW

Rutgers – FG (Jeff King) aW

Syracuse – FG (Vincent Fuller) hW

Miami – FG (Eric Green) hW

2004 (1 punt, 3 FGs)

W. Michigan – FG+ (Jim Davis);

punt+ (Darryl Tapp) hW

West Virginia – FG* (Jim Davis) hW

Virginia – FG (Jim Davis) hW

2005 (2 FGs, 1 punt)

Georgia Tech – FG* (Jeff King) hW

North Carolina – FG+ (Darryl Tapp);

punt+ (Macho Harris) hW

2006 (3 punts, 2 FGs)

Northeastern – punt+ (Cary Wade);

FG (Kory Robertson) hW

North Carolina – punt+ (Josh Morgan) aW

Cincinnati – punt@ (Josh Morgan) hW

Miami – FG (Duane Brown) aW

2007 (2 punts, 1 FG, 1 PAT)

Duke – punt+ (Stephan Virgil) aW

Virginia – punt# (Davon Morgan) aW

Boston College (ACC) – FG (Duane Brown)

PAT ^ (Duane Brown) nW

2008 (2 PAT, 2 FGs, 1 punt)

East Carolina – PAT^ (John Graves) nL

Furman – FG (John Graves) hW

Georgia Tech – PAT (John Graves) hW

Nebraska – punt@ (Stephan Virgil) aW

BC – FG# (Jason Worlds) aL

2009 (1 punt)

Miami – punt* (Jacob Sykes) hW

2010 (2 PAT, 1 punt)

Boise State – punt (Davon Morgan)

PAT (Andre Smith) nL

Stanford – PAT (Andre Smith) nL

2011 (1 punt)

Appalachian State – punt* (Tony Gregory) hW

2012 (1 punt)

Austin Peay – punt+ (Tony Gregory) hW

* - recovered or returned for TD;

+ - led to TD;

@ - led to safety;

- led to field goal;

^ - led to a two-point defensive extra point



THE LAST TIME AN OPPOSING TEAM OR PLAYER ...

TEAM

Scored 70+ points 77, Alabama 1973
 Scored 60-69 points 66, Washington & Lee, 1951
 Scored 50-59 points 52, California, 2003
Scored 40-49 points 48, North Carolina, 2012

Rushed for 500+ yards 748, Alabama, 1973
 Rushed for 400-499 yards 461, Alabama, 1972
Rushed for 300-399 yards 339, North Carolina, 2012
Rushed for 200-299 yards 254, Pittsburgh, 2012
 Had 50-99 yards rushing 53, Florida State, 2010
Had FEWER than 50 yards rushing 22, Duke, 2012

Passed for 500+ yards NEVER
 Passed for 400-499 yards 403, Syracuse, 2002
Passed for 350-399 yards 307, Duke, 2012
Had 50-99 yards passing 62, Austin Peay, 2012
 Had FEWER than 50 yards passing 20, Duke, 2008

Had 800+ yards in total offense 833, Alabama, 1973
 Had 700-799 yards in total offense NEVER
 Had 600-699 yards in total offense 604, Syracuse, 2002
Had 500-599 yards in total offense 533, North Carolina, 2012

Recorded a safety Boston College [2], 2008
Recorded a defensive TD Clemson, 2012
 Shut out Tech Cincinnati, 1995
 Blocked two kicks in a game Duke, 2006
Scored a special teams TD North Carolina, 2012
 Scored defensive & special teams TD Syracuse, 1996

INDIVIDUAL

Rushed for 200+ yards 262, Giovani Bernard, North Carolina, 2012
Rushed for 150-199 yards 157, Rushel Shell, Pittsburgh, 2012
Rushed for 100-149 yards 110, Wesley Kitts, Austin Peay, 2012
 Two players rushed for 100 yards Syracuse, 1994
 Malcolm Thomas (185) & Kirby Dar Dar (108)
 Three players rushed for 100 yards NEVER
 Had 40+ carries 44, Paul Palmer, Temple, 1986
 Had 35-39 carries 38, Derrick Knight, Boston College, 2003
 Rushed for 6 TDs Willis McGahee, Miami, 2002
 Rushed for 5 TDs NEVER
 Rushed for 4 TDs Chris Brantley, Rutgers, 1992
 Rushed for 3 TDs Tevin Washington, Georgia Tech, 2011
Rushed for 2 TDs Tajh Boyd, Clemson, 2012

Passed for 500+ yards NEVER
 Passed for 400-499 yards 403, Troy Nunes, Syracuse, 2002
Passed for 300-399 yards 376, Munchie Legaux, Cincinnati, 2012
 Passed for 5 TDs NEVER
 Passed for 4 TDs Andrew Luck, Stanford, 2011
Passed for 3 TDs Munchie Legaux, Cincinnati, 2012
 Had 50+ pass attempts 52, Matt Ryan, Boston College, 2007
Had 40-49 pass attempts 42, Munchie Legaux, Cincinnati, 2012
Had 30-39 pass attempts 30, Bryn Renner, North Carolina, 2012
 Had 30+ pass completions 30, Dominique Davis, ECU, 2010
 Had 20-29 pass comps 25, Tajh Boyd, Clemson [2], 2011
 QB rush/pass for 100 yards Jameel Sewell, Virginia, 2009
 120 yds passing, 104 yds rushing

Had 11+ receptions 13, Andre Callender, Boston College, 2007
 Had 250+ yards receiving NEVER
 Had 200-249 yards rec. 229, David Tyree, Syracuse, 2002
Had 100+ yards receiving 127, Jamison Crowder, Duke, 2012
 Had 4 TD receptions Chris Brantley, Rutgers, 1992
 Had 3 TD receptions Coby Fleener, Stanford, 2011
 Had 2 TD receptions Junior Hemmingway, Michigan, 2012

Intercepted 3 passes Aaron Beasley, West Virginia, 1994
Intercepted 2 passes Jonathan Meeks, Clemson, 2012

Returned a KO for TD Sean Tapley, North Carolina, 2012
 Returned punt for TD Nate Swift, Nebraska, 2008
Returned an INT for TD Jonathan Meeks, Clemson, 2012
 Returned a fumble for TD Jamie Silva, Boston College, 2007
 Returned blocked punt for TD T.J. Lee, East Carolina, 2008
 Returned blocked FG for TD NEVER
 Returned blocked PAT for 2 pts Nigel Bradham, FSU, 2010
 Blocked an extra point Vinny Curry, Marshall, 2011
 Blocked a FG TEAM, Northeastern, 2006
 Blocked a punt Austin Pettis, Boise State, 2010

2-point conversion Alabama, 2009
 C. Peek pass from G. McElroy

Made 6 FGs NEVER
 Made 5 FGs Alex Henery, Nebraska, 2009
 Made 4 FGs Will Snyderwine, Duke, 2009
 Made 3 FGs Matt Bosher, Miami, 2008
 Kicked a 60+ FG NEVER
 Kicked a 50-59 FG 50, Graham Gano, Florida State, 2008
Kicked a 40-49 FG 40, Ross Martin, Duke, 2012

Kicked a 70+ punt 76, Alex Henery, Nebraska, 2009
Kicked a 60-69 punt 60, Brian Schmeidebusch, Bowling Green, 2012

TURNOVERS

The Last Time Tech ...

Lost two fumbles James Madison, 2010
 Lost three fumbles North Carolina, 2006
 Lost four fumbles Miami, 2005
 Lost five or more fumbles 5, Kentucky, 1977

Threw three interceptions at Pittsburgh, 2012

Threw four interceptions vs. Miami, 2001
 Threw five interceptions vs. Virginia, 1994
 Threw six or more interceptions 7, vs. Florida St., 1959

The Last Time an Opponent ...

Lost two fumbles Duke, 2012
 Lost three fumbles NC State, 2009
 Lost four fumbles Arkansas St., 2002
 Lost five or more fumbles 5, Clemson, 1985

Threw three interceptions Duke, 2011
 Threw four interceptions North Carolina, 2010
 Threw five interceptions Georgia Tech, 2007
 Threw six or more interceptions 6, Rutgers, 1998

VIRGINIA TECH'S 225-GAME SCORING STREAK

Virginia Tech's current 225-game scoring streak from 1995 to present stands as the 15th-longest in Division I-A college history. In the 225-game run, Tech scored on its first offensive possession 75 times, plus another three occasions where it scored on returns on its first touch of the game. The Hokies have scored in the first quarter 162 times during the streak, and have had it extended by halftime in 216 of the 225 games. Here's that list: (* — includes a blocked punt recovery in the end zone prior to the first offensive possession against Akron in 1995; an interception return prior to the first offensive possession at Clemson in 2007; and an interception return prior to the first offensive possession against Boston College in 2008):

School	Streak	Dates	Ended By	Scored On/In:							Points Scored		
				Season	Games	1st Poss.	1Q	2Q	3Q	4Q	Wins	Losses	Ties
Brigham Young	361	9/27/1975 - 11/15/2003	Utah	1995	10	2*	6	3	1	0	335	0	—
Michigan	345	10/27/1984 - present	1996	12	6	9	3	0	0	328	42	—
Florida	305	11/05/1988 - present	1997	12	3	8	3	1	0	244	80	—
Texas	281	11/29/1980 - 10/02/2004	Oklahoma	1998	12	6	11	1	0	0	299	82	—
Washington State	280	10/22/1984 - 10/18/2008	USC	1999	12	4	11	1	0	0	455	29	—
Washington	272	11/14/1981 - 10/16/2004	USC	2000	12	7	10	1	0	1	463	21	—
Oregon	267	10/05/1985 - 11/15/2007	UCLA	2001	12	3	10	1	1	0	314	62	—
TCU	249	11/23/1991 - present	2002	14	4	11	3	0	0	303	126	—
UCLA	245	10/02/1971 - 10/17/1992	Arizona State	2003	13	7	11	2	0	0	328	132	—
Colorado	242	11/19/1988 - 10/25/2008	Missouri	2004	13	4	7	4	1	1	358	42	—
Air Force	239	12/31/1992 - present	2005	13	3	10	2	0	1	411	29	—
Nebraska	233	1/01/1974 - 11/29/1991	Miami, Fla.	2006	13	4	9	4	0	0	282	54	—
Florida State	232	9/10/1988 - 11/11/2006	Wake Forest	2007	14	6*	9	4	1	0	364	38	—
Tennessee	230	9/24/1994 - present	2008	14	3*	7	7	0	0	230	79	—
Virginia Tech	225	9/23/1995 - present	2009	13	5	11	1	1	0	350	64	—
Ohio State	225	12/30/93 - present *	2010	14	5	9	5	0	0	416	58	—
Hawai'i	219	12/04/1976 - 11/04/1995	Colorado State	2011	14	4	9	5	0	0	358	33	—
Arizona	214	9/09/1972 - 12/15/1990	Syracuse	2012	8	2	5	3	0	0	140	92	—
				Totals	225	78	163	53	6	3	5978	1063	0
* - had 13 games vacated by NCAA from 2010 season (not included in streak)													

* - had 13 games vacated by NCAA from 2010 season (not included in streak)

Virginia Tech has a **172-53** record during the scoring streak, averaging **34.8** points in the wins and **20.1** points in the losses. The Hokies had only three occasions where they were delayed extending the streak until the fourth quarter. The last time came in 2005 in a 27-7 loss to No. 5 Miami at home. The latest Tech scored its first points in a game was with 6:58 left in the 2005 Sugar Bowl against Auburn, a game in which the Hokies went on to score another touchdown in the loss. The only other time came in a 2000 game at Miami where Tech didn't score until 12:23 left in the game and went on to score two more touchdowns in the loss. Here's a look at those occasions.

(* — denotes in New Orleans):

Date	Game	Opponent	Fourth Quarter Score (first if multiple scores)	Time Left (4Q)	Result
Nov. 4, 2000	67	at Miami	Lee Suggs 1 yd run	12:23	L, 21-41
Jan. 3, 2005	122	Auburn*	Josh Morgan 29 yd pass from Bryan Randall	6:58	L, 13-16
Nov. 5, 2005	131	Miami	Marcus Vick 2 yd run	8:06	L, 7-27

There have been **seven** occasions where Virginia Tech scored just once to continue the streak, by seven different players. Only once did Tech's lone score come in the fourth quarter of a game and that came in 2005 when Marcus Vick scored on a 5-yard run with 8:06 left in a 27-7 loss. A look at these seven times with one score.

(* — denotes Gator Bowl):

Date	Game	Opponent	The Hokie To Score	Time Left	Result
Jan. 1, 1998*	34	vs. North Carolina	Shayne Graham 40 yd FG	4:37, 3Q	L, 3-42
Nov. 3, 2001	78	at Pittsburgh	Ronyell Whitaker 71 yd blocked FG return	1:42, 1Q	L, 7-38
Oct. 22, 2003	103	at West Virginia	Vincent Fuller 50 yd fumble return	2:07, 2Q	L, 8-27
Nov. 5, 2005	131	Miami	Marcus Vick 2 yd run	8:06, 4Q	L, 7-27
Oct. 12, 2006	141	at Boston College	Brandon Pace 36 FG	0:41, 2Q	L, 3-22
Sept. 8, 2007	150	at LSU	Tyrod Taylor 1 yd run	4:38, 3Q	L, 7-48
Oct. 1, 2011	208	Clemson	Cody Journell 24 FG	4:35, 2Q	L, 3-23

The One-Scorers (7): Fuller 1, Graham 1, Journell 1, Pace 1, Taylor 1, Vick 1, Whitaker 1 (three field goals, two rushing touchdowns, one fumble return, one blocked field goal return)

VIRGINIA TECH FOOTBALL - 2012 SEASON
as of October 21, 2012

RECORD	OVERALL	HOME	AWAY	NEUTRAL
ALL GAMES	4-4	4-0	0-3	0-1
CONFERENCE	2-2	2-0	0-2	0-0
NON-CONFERENCE	2-2	2-0	0-1	0-1

DATE	OPPONENT	LOCATION	TV	SCORE	ATTEND
* Sep 03, 2012	Georgia Tech	Blacksburg, Va.	ESPN	W 20-17	65632
Sep 08, 2012	Austin Peay	Blacksburg, Va.	ESPN3	W 42-7	65632
Sep 15, 2012	at Pittsburgh	Pittsburgh, Pa.	ESPNU	L 17-35	48032
Sep 22, 2012	Bowling Green	Blacksburg, Va.	ESPNU	W 37-0	65632
Sep 29, 2012	vs. Cincinnati	Landover, Md.	ESPNU	L 24-27	46026
* Oct 06, 2012	at North Carolina	Chapel Hill, N.C.	ACCNETWORK	L 34-48	54000
* Oct 13, 2012	Duke	Blacksburg, Va.	ACCNETWORK	W 41-20	65632
* Oct 20, 2012	at Clemson	Clemson, S.C.	abc	L 17-38	81500
* Nov 01, 2012	at Miami	Miami Gardens, Fla.	ESPN	7:30 p.m.	
* Nov 08, 2012	Florida State	Blacksburg, Va.	ESPN	7:30 p.m.	
* Nov 17, 2012	at Boston College	Chestnut Hill, Mass.		TBA	
* Nov 24, 2012	Virginia	Blacksburg, Va.		TBA	
* - Atlantic Coast Conference Game		Rankings: (AP/Coaches)			

RUSHING	GP	ATT	GAIN	LOSS	NET	AVG	TD	LONG	AVG
J.C. Coleman	8	56	355	17	338	6.0	2	86	42.2
Logan Thomas	8	92	402	104	298	3.2	5	26	37.2
Michael Holmes	8	61	282	25	257	4.2	4	40	32.1
Tony Gregory	6	29	163	5	158	5.4	1	24	26.3
Martin Scales	8	23	118	9	109	4.7	2	17	13.6
Dyrell Roberts	8	8	72	0	72	9.0	0	25	9.0
Marcus Davis	8	4	61	0	61	15.2	0	26	7.6
Demitri Knowles	8	3	21	10	11	3.7	0	15	1.4
Mark Leal	2	2	5	0	5	2.5	0	3	2.5
Daniel Dyer	4	1	1	0	1	1.0	0	1	0.2
Team	7	10	0	54	-54	-5.4	0	0	-7.7
TOTAL	8	289	1480	224	1256	4.3	14	86	157.0
OPPONENTS	8	328	1548	211	1337	4.1	11	62	167.1

PASSING	GP	EFFIC	ATT-CMP-INT	PCT	YDS	TD	LONG	AVG/G
Logan Thomas	8	127.56	133-248-10	53.6	1910	13	85	238.8
Mark Leal	2	103.07	4-6-0	66.7	26	0	10	13.0
Marcus Davis	8	-200.00	0-1-1	0.0	0	0	0	0.0
TOTAL	8	125.70	137-255-11	53.7	1936	13	85	242.0
OPPONENTS	8	113.86	125-243-9	51.4	1627	10	76	203.4

RECEIVING	GP	NO	YDS	AVG	TD	LONG	AVG
Marcus Davis	8	33	643	19.5	4	85	80.4
Corey Fuller	8	25	503	20.1	4	66	62.9
Dyrell Roberts	8	22	280	12.7	1	44	35.0
J.C. Coleman	8	12	61	5.1	1	24	7.6
Demitri Knowles	8	10	152	15.2	1	42	19.0
Ryan Malleck	8	10	95	9.5	0	30	11.9
Randall Dunn	7	8	113	14.1	1	35	16.1
Michael Holmes	8	5	23	4.6	0	6	2.9
Eric Martin	7	3	16	5.3	1	7	2.3
Tony Gregory	6	2	20	10.0	0	11	3.3
Joey Phillips	8	2	10	5.0	0	6	1.2
Joshua Stanford	1	1	9	9.0	0	9	9.0
Christian Reeves	7	1	6	6.0	0	6	0.9
Riley Beiro	6	1	3	3.0	0	3	0.5
Martin Scales	8	1	1	1.0	0	1	0.1
Kevin Asante	7	1	1	1.0	0	1	0.1
TOTAL	8	137	1936	14.1	13	85	242.0
OPPONENTS	8	125	1627	13.0	10	76	203.4

PUNTING	NO	YDS	AVG	LONG	TB	FC	I20	BLKD
A.J. Hughes	41	1646	40.1	57	2	12	8	0
Team	1	26	26.0	26	0	0	0	0
TOTAL	42	1672	39.8	57	2	12	8	0
OPPONENTS	51	2007	39.4	60	3	9	13	1

TEAM STATISTICS	HOKIES	OPPONENT
SCORING	232	192
Points Per Game	29.0	24.0
FIRST DOWNS	157	155
Rushing	71	67
Passing	78	70
Penalty	8	18
RUSHING YARDAGE	1256	1337
Yards gained rushing	1480	1548
Yards lost rushing	224	211
Rushing Attempts	289	328
Average Per Rush	4.3	4.1
Average Per Game	157.0	167.1
TDs Rushing	14	11
PASSING YARDAGE	1936	1627
Comp-Att-Int	137-255-11	125-243-9
Average Per Pass	7.6	6.7
Average Per Catch	14.1	13.0
Average Per Game	242.0	203.4
TDs Passing	13	10
TOTAL OFFENSE	3192	2964
Total Plays	544	571
Average Per Play	5.9	5.2
Average Per Game	399.0	370.5
KICK RETURNS: #-Yards	26-604	29-649
PUNT RETURNS: #-Yards	21-262	18-111
INT RETURNS: #-Yards	9-51	11-152
KICK RETURN AVERAGE	23.2	22.4
PUNT RETURN AVERAGE	12.5	6.2
INT RETURN AVERAGE	5.7	13.8
FUMBLES-LOST	15-5	13-5
PENALTIES-Yards	47-414	66-531
Average Per Game	51.8	66.4
PUNTS-Yards	42-1672	51-2007
Average Per Punt	39.8	39.4
Net punt average	36.2	33.0
KICKOFFS-Yards	45-2787	40-2476
Average Per Kick	61.9	61.9
Net kick average	39.2	38.7
TIME OF POSSESSION/Game	28:51	31:09
3RD-DOWN Conversions	45/113	44/125
3rd-Down Pct	40%	35%
4TH-DOWN Conversions	3/13	5/12
4th-Down Pct	23%	42%
SACKS BY-Yards	18-120	15-84
MISC YARDS	0	0
TOUCHDOWNS SCORED	29	24
FIELD GOALS-ATTEMPTS	10-11	8-12
ON-SIDE KICKS	0-0	0-0
RED-ZONE SCORES	(21-24) 88%	(21-28) 75%
RED-ZONE TOUCHDOWNS	(15-24) 63%	(15-28) 54%
PAT-ATTEMPTS	(26-27) 96%	(24-24) 100%

ATTENDANCE	HOKIES	OPPONENT
TOTAL	262528	183532
Games/Avg Per Game	4/65632	3/61177
Neutral Site Games		1/46026

SCORE BY QUARTERS	1ST	2ND	3RD	4TH	OT	TOTAL
Virginia Tech	42	64	57	66	3	232
Opponents	54	45	52	41	0	192

PUNT RETURNS	NO.	YDS	AVG	TD	LONG
Kyshoen Jarrett	10	181	18.1	1	94
Michael Holmes	7	56	8.0	0	15
Dyrell Roberts	1	0	0.0	0	0
Tony Gregory	1	16	16.0	0	0
Team	1	-1	-1.0	0	0
Willie Byrn	1	10	10.0	0	10
TOTAL	21	262	12.5	1	94
OPPONENTS	18	111	6.2	0	16

KICK RETURNS	NO.	YDS	AVG	TD	LONG
J.C. Coleman	12	262	21.8	0	34
Demitri Knowles	11	306	27.8	1	93
Riley Beiro	1	12	12.0	0	12
Kevin Asante	1	17	17.0	0	17
Chase Williams	1	7	7.0	0	7
TOTAL	26	604	23.2	1	93
OPPONENTS	29	649	22.4	1	94

FUMBLE RETURNS	NO	YDS	AVG	TD	ONG
TOTAL	0	0	0.0	0	0
OPPONENTS	1	8	8.0	0	8

INTERCPECTIONS	NO.	YDS	AVG	TD	LONG
Antone Exum	2	0	0.0	0	0
Kyle Fuller	2	0	0.0	0	0
Michael Cole	2	12	6.0	0	12
Kris Harley	1	0	0.0	0	0
Donaldven Manning	1	0	0.0	0	0
Detrick Bonner	1	39	39.0	0	39
TOTAL	9	51	5.7	0	39
OPPONENTS	11	152	13.8	2	74

FG SEQUENCE	VIRGINIA TECH	OPPONENTS
Georgia Tech	38,(41),(17)	(34)
Austin Peay	-	-
Pittsburgh	(32)	35,33
Bowling Green	(35)	43
Cincinnati	(28)	(20),(43),41
North Carolina	(40),(35)	(44),(40)
Duke	(37),(41)	(40),(28)
Clemson	(40)	(27)
Miami		
Florida State		
Boston College		
Virginia		
Numbers in (parentheses) indicate field goal was made. Numbers in [brackets] indicate field goal was blocked.		

KICKOFFS	No.	Yds	Avg	TB	OB	Retn	Net	YdLn
Brooks Abbott	31	1932	62.3	8	1		45.6	24
Michael Branthover	14	855	61.1	7	0		40.3	24
TOTAL	45	2787	61.9	15	1	649	39.2	25
OPPONENTS	40	2476	61.9	13	0	604	38.7	26

SCORING	TD	FGS	PATS				DXP	SAFETY	POINTS
			KICK	RUSH	RCV	PASS			
Cody Journell	0	10-11	26-27	0-0	0	0-0	0	0	56
Logan Thomas	5	0-0	0-0	0-0	0	1-2	0	0	30
Corey Fuller	4	0-0	0-0	0-0	1	0-0	0	0	26
Marcus Davis	4	0-0	0-0	0-0	0	0-0	0	0	24
Michael Holmes	4	0-0	0-0	0-0	0	0-0	0	0	24
J.C. Coleman	3	0-0	0-0	0-0	0	0-0	0	0	18
Demitri Knowles	2	0-0	0-0	0-0	0	0-0	0	0	12
Martin Scales	2	0-0	0-0	0-0	0	0-0	0	0	12
Tony Gregory	1	0-0	0-0	0-0	0	0-0	0	0	6
Dyrell Roberts	1	0-0	0-0	0-0	0	0-0	0	0	6
Eric Martin	1	0-0	0-0	0-0	0	0-0	0	0	6
Randall Dunn	1	0-0	0-0	0-0	0	0-0	0	0	6
Kyshoen Jarrett	1	0-0	0-0	0-0	0	0-0	0	0	6
TOTAL	29	10-11	26-27	0-0	1	1-2	0	0	232
OPPONENTS	24	8-12	24-24	0-0	0	0-0	0	0	192

TOTAL OFFENSE	G	PLAYS	RUSH	PASS	TOTAL	AVG/G
Logan Thomas	8	340	298	1910	2208	276.0
J.C. Coleman	8	56	338	0	338	42.2
Michael Holmes	8	61	257	0	257	32.1
Tony Gregory	6	29	158	0	158	26.3
Martin Scales	8	23	109	0	109	13.6
Dyrell Roberts	8	8	72	0	72	9.0
Marcus Davis	8	5	61	0	61	7.6
Mark Leal	2	8	5	26	31	15.5
Demitri Knowles	8	3	11	0	11	1.4
Daniel Dyer	4	1	1	0	1	0.2
Team	7	10	-54	0	-54	-7.7
TOTAL	8	544	1256	1936	3192	399.0
OPPONENTS	8	571	1337	1627	2964	370.5

FIELD GOALS	FGM-FGA	PCT	01-19	20-29	30-39	40-49	50-99	LG	BLK
Cody Journell	10-11	90.9	1-1	1-1	4-5	4-4	0-0	41	0

ALL PURPOSE	G	RUSH	REC	PR	KOR	IR	TOT	AVG/G
Marcus Davis	8	61	643	0	0	0	704	88.0
J.C. Coleman	8	338	61	0	262	0	661	82.6
Corey Fuller	8	0	503	0	0	0	503	62.9
Demitri Knowles	8	11	152	0	306	0	469	58.6
Dyrell Roberts	8	72	280	0	0	0	352	44.0
Michael Holmes	8	257	23	56	0	0	336	42.0
Logan Thomas	8	298	0	0	0	0	298	37.2
Tony Gregory	6	158	20	16	0	0	194	32.3
Kyshoen Jarrett	8	0	0	181	0	0	181	22.6
Randall Dunn	7	0	113	0	0	0	113	16.1
Martin Scales	8	109	1	0	0	0	110	13.8
Ryan Malleck	8	0	95	0	0	0	95	11.9
Detrick Bonner	8	0	0	0	0	39	39	4.9
Kevin Asante	7	0	1	0	17	0	18	2.6
Eric Martin	7	0	16	0	0	0	16	2.3
Riley Beiro	6	0	3	0	12	0	15	2.5
Michael Cole	8	0	0	0	0	12	12	1.5
Joey Phillips	8	0	10	0	0	0	10	1.2
Willie Byrn	4	0	0	10	0	0	10	2.5
Joshua Stanford	1	0	9	0	0	0	9	9.0
Chase Williams	8	0	0	0	7	0	7	0.9
Christian Reeves	7	0	6	0	0	0	6	0.9
Mark Leal	2	5	0	0	0	0	5	2.5
Daniel Dyer	4	1	0	0	0	0	1	0.2
Team	7	-54	0	-1	0	0	-55	-7.9
TOTAL	8	1256	1936	262	604	51	4109	513.6
OPPONENTS	8	1337	1627	111	649	152	3876	484.5

DEFENSIVE STATISTICS

LEADERS	GP-GS	TACKLES			TFL/YDS	SACKS NO-YARDS	PASS DEF			FUMBLES		BLKD KICK	SAFETY
		SOLO	AST	TOTAL			INT-YDS	BRUP	QBH	RCV-YDS	FF		
58 Jack Tyler	8	34	43	77	7.5-28	2.0-17	.	2	7
34 Kyshoen Jarrett	8	39	20	59	4.5-9	.	.	2	.	.	1	.	.
51 Bruce Taylor	7	25	24	49	4.0-22	1.5-18	.	1	6	.	1	.	.
2 Michael Cole	8	21	19	40	1.0-3	.	2-12	1	2	1-0	.	.	.
98 Derrick Hopkins	8	11	24	35	5.5-19	1.5-9	.	.	3	.	1	.	.
1 Antone Exum	8	22	11	33	.	.	2-0	6
8 Detrick Bonner	8	22	11	33	2.0-1	.	1-39	3	.	1-0	.	.	.
99 James Gayle	8	17	12	29	7.5-32	4.0-21	.	1	10
43 J. Gouveia-Winslow	8	12	14	26	1.5-3	.	.	.	5	.	1	.	.
17 Kyle Fuller	8	21	4	25	1.0-3	.	2-0	3	.	.	1	.	.
42 J.R. Collins	8	7	18	25	4.0-5	.	.	.	12
92 Luther Maddy	8	12	11	23	4.5-32	4.0-30	.	.	7	1-0	.	.	.
66 Tyrel Wilson	8	15	5	20	5.5-22	3.0-16	.	.	6
96 Corey Marshall	8	6	12	18	0.5-1	.	.	.	9
28 Alonzo Tweedy	8	11	3	14
37 Ronny Vandyke	8	9	4	13	2.0-4	.	.	.	2	.	1	.	.
56 Antoine Hopkins	8	5	4	9	2.0-7	.	.	3	1
90 Dadi Nicolas	5	4	4	8	2.5-10	1.0-8	.	.	1	1-0	1	.	.
91 Matt Roth	8	3	4	7	1.0-1	1.0-1	1	.	.
49 Josh Trimble	7	5	1	6
36 Chase Williams	8	1	5	6	1.0-3	.	.	.	2
25 Martin Scales	8	1	3	4	1	.	.
26 Desmond Frye	8	2	2	4	.	.	.	1
97 Kris Harley	8	2	2	4	.	.	1-0	.	2
30 Donaldven Manning	6	4	.	4	.	.	1-0
21 Brooks Abbott	5	2	1	3
65 Joe St. Germain	8	2	1	3
31 Donovan Riley	8	1	1	2
95 Zack McCray	8	1	1	2
88 Ryan Malleck	8	1	1	2
27 A.J. Hughes	8	1	.	1
40 Deon Clarke	3	.	1	1	0.5-1
41 Derek DiNardo	8	1	.	1
48 George George	8	1	.	1
24 Tariq Edwards	3	.	1	1
46 Griffin Hite	1	1	.	1
32 Riley Beiro	6	.	1	1
19 Kevin Asante	7	1	.	1	1-0	.	.	.
9 Randall Dunn	7	1	.	1
3 Logan Thomas	8	1	.	1
11 Dyrell Roberts	8	1	.	1
83 Corey Fuller	8	1	.	1
7 Marcus Davis	8	1	.	1
22 Tony Gregory	6	1	.
TOTAL	8	328	268	596	58-206	18-120	9-51	23	75	5-0	9	1	.
OPPONENTS	8	263	310	573	48.0-184	15-84	11-152	29	30	5-8	7	.	.

RUSHING TACKLES

PLAYER	NO.
Jack Tyler	63
Kyshoen Jarrett	40
Bruce Taylor	36
Derrick Hopkins	32
James Gayle	24
Michael Cole	24
J.R. Collins	23
Luther Maddy	18
J. Gouveia-Winslow	18
Detrick Bonner	18
Antone Exum	17
Corey Marshall	17
Tyrel Wilson	12
Ronny Vandyke	11
Kyle Fuller	9
Antoine Hopkins	8
Dadi Nicolas	7
Chase Williams	5
Kris Harley	4
Matt Roth	3
Zack McCray	2
Desmond Frye	1
Deon Clarke	1
Derek DiNardo	1
Tariq Edwards	1
TOTALS	395

PASSING TACKLES

PLAYER	NO
Kyshoen Jarrett	18
Antone Exum	16
Michael Cole	16
Kyle Fuller	15
Detrick Bonner	15
Jack Tyler	12
Bruce Taylor	10
Tyrel Wilson	4
Donaldven Manning	4
J. Gouveia-Winslow	2
J.R. Collins	2
Corey Marshall	1
Donovan Riley	1
Antoine Hopkins	1
Derrick Hopkins	1
Luther Maddy	1
James Gayle	1
TOTALS	120

SPECIAL TEAMS TACKLES

PLAYER	TOTAL	KO	PUNT
Alonzo Tweedy	14	7	7
Josh Trimble	6	6	0
J. Gouveia-Winslow	5	4	1
Brooks Abbott	3	3	0
Martin Scales	3	2	1
Matt Roth	3	3	0
Desmond Frye	3	3	0
Ryan Malleck	2	0	2
Joe St. Germain	2	0	2
Griffin Hite	1	1	0
Chase Williams	1	1	0
George George	1	0	1
Ronny Vandyke	1	1	0
Kevin Asante	1	0	1
A.J. Hughes	1	0	1
Tyrel Wilson	1	1	0
Donovan Riley	1	1	0
Riley Beiro	1	1	0
TOTALS	50	34	16

RED ZONE ANALYSIS
VIRGINIA TECH

DATE	OPPONENT	SCORE	TIME IN RZ	TIMES SCORED	TOTAL PTS	TDS	RUSH TDS	PASS TDS	FG MADE	FAILED TO SCORE INSIDE RZ					
										FG ATT	DOWNS	INT	FUMB	HALF	GAME
*Sep 03	Georgia Tech	W 20-17	2	2	10	1	0	1	1	0	0	0	0	0	0
Sep 08	Austin Peay	W 42-7	6	5	35	5	4	1	0	0	1	0	0	0	0
Sep 15	at Pittsburgh	L 17-35	1	1	3	0	0	0	1	0	0	0	0	0	0
Sep 22	Bowling Green	W 37-0	5	5	30	4	3	1	1	0	0	0	0	0	0
Sep 29	vs. Cincinnati	L 24-27	4	3	17	2	2	0	1	0	0	1	0	0	0
*Oct 06	at North Carolina	L 34-48	2	2	10	1	1	0	1	0	0	0	0	0	0
*Oct 13	Duke	W 41-20	2	2	10	1	1	0	1	0	0	0	0	0	0
*Oct 20	at Clemson	L 17-38	2	1	7	1	1	0	0	0	1	0	0	0	0
*Nov 01	at Miami														
*Nov 08	Florida State														
*Nov 17	at Boston College														
*Nov 24	Virginia														
	Totals 21 of 24 (87.5%)		24	21	122	15	12	3	6	0	2	1	0	0	0

OPPONENT

DATE	OPPONENT	SCORE	TIME IN RZ	TIMES SCORED	TOTAL PTS	TDS	RUSH TDS	PASS TDS	FG MADE	FAILED TO SCORE INSIDE RZ					
										FG ATT	DOWNS	INT	FUMB	HALF	GAME
*Sep 03	Georgia Tech	W 20-17	2	1	7	1	1	0	0	0	0	1	0	0	0
Sep 08	Austin Peay	W 42-7	1	1	7	1	1	0	0	0	0	0	0	0	0
Sep 15	at Pittsburgh	L 17-35	7	5	35	5	2	3	0	2	0	0	0	0	0
Sep 22	Bowling Green	W 37-0	2	0	0	0	0	0	0	0	2	0	0	0	0
Sep 29	vs. Cincinnati	L 24-27	3	2	6	0	0	0	2	0	1	0	0	0	0
*Oct 06	at North Carolina	L 34-48	4	4	28	4	3	1	0	0	0	0	0	0	0
*Oct 13	Duke	W 41-20	3	2	6	0	0	0	2	0	1	0	0	0	0
*Oct 20	at Clemson	L 17-38	4	4	24	3	3	0	1	0	0	0	0	0	0
*Nov 01	at Miami														
*Nov 08	Florida State														
*Nov 17	at Boston College														
*Nov 24	Virginia														
	Totals 21 of 28 (75.0%)		28	21	123	15	10	5	6	2	4	1	0	0	0

MONEY PLAYS

Money plays are defined as plays resulting in first down or a touchdown.

RUSHERS	1ST	TD	NO	ATT
Logan Thomas	28	5	30	77
Michael Holmes	9	4	12	61
J.C. Coleman	10	2	10	56
Martin Scales	7	2	9	23
Tony Gregory	7	1	7	29
Dyrell Roberts	4	0	4	8
Marcus Davis	4	0	4	4
Demitri Knowles	1	0	1	3
Mark Leal	1	0	1	2
TOTALS	71	14	78	274

RECEPTIONS	1ST	TD	NO	ATT
Marcus Davis	24	4	24	33
Corey Fuller	22	4	22	25
Dyrell Roberts	9	1	9	22
Demitri Knowles	8	1	8	10
Randall Dunn	5	1	5	8
Ryan Malleck	5	0	5	10
J.C. Coleman	3	1	3	12
Eric Martin	1	1	2	3
Tony Gregory	1	0	1	2
TOTALS	78	13	79	137

1st DOWN TOTALS	26	8	29	137
-----------------	----	---	----	-----

1st DOWN TOTALS	25	5	25	54
-----------------	----	---	----	----

2nd DOWN TOTALS	26	3	29	90
-----------------	----	---	----	----

2nd DOWN TOTALS	25	4	26	46
-----------------	----	---	----	----

3rd DOWN TOTALS	17	2	18	40
-----------------	----	---	----	----

3rd DOWN TOTALS	27	4	27	36
-----------------	----	---	----	----

4th DOWN TOTALS	2	1	2	7
-----------------	---	---	---	---

4th DOWN TOTALS	1	0	1	1
-----------------	---	---	---	---

DRIVE START AVERAGES

OBTAINED	HOKIES		OPPONENTS	
	#	AVG	#	AVG
Kickoff	40	25.8	45	25.5
Punt	50	30.8	42	31.4
Field goal	4	22.2	1	21.0
Fumble	5	52.8	5	71.0
Interception	9	42.3	11	46.0
Downs	7	26.9	10	39.3
ALL DRIVES	115	30.4	114	32.8

SUPERLATIVES

INDIVIDUAL GAME HIGHS

Rushes	21	Logan Thomas at Clemson (Oct 20, 2012)
Yards Rushing	183	J.C. Coleman vs Duke (Oct 13, 2012)
TD Rushes	2	Michael Holmes vs Austin Peay (Sep 08, 2012)
		J.C. Coleman vs Duke (Oct 13, 2012)
Long Rush	86	J.C. Coleman vs Duke (Oct 13, 2012)
Pass attempts	49	Logan Thomas at North Carolina (Oct 06, 2012)
Pass completions	26	Logan Thomas at North Carolina (Oct 06, 2012)
Yards Passing	354	Logan Thomas at North Carolina (Oct 06, 2012)
TD Passes	2	Logan Thomas vs Georgia Tech (Sep 01, 2012)
		Logan Thomas vs Austin Peay (Sep 08, 2012)
		Logan Thomas vs Bowling Green (Sep 22, 2012)
		Logan Thomas at North Carolina (Oct 06, 2012)
		Logan Thomas vs Duke (Oct 13, 2012)
Long Pass	85	Logan Thomas at Pittsburgh (Sep 15, 2012)
Receptions	6	Marcus Davis vs Georgia Tech (Sep 01, 2012)
		J.C. Coleman at North Carolina (Oct 06, 2012)
		Demitri Knowles at North Carolina (Oct 06, 2012)
		Marcus Davis at Clemson (Oct 20, 2012)
Yards Receiving	144	Marcus Davis vs Duke (Oct 13, 2012)
TD Receptions	2	Marcus Davis vs Duke (Oct 13, 2012)
Long Reception	85	Marcus Davis at Pittsburgh (Sep 15, 2012)
Field Goals	2	Cody Journell vs Georgia Tech (Sep 01, 2012)
		Cody Journell at North Carolina (Oct 06, 2012)
		Cody Journell vs Duke (Oct 13, 2012)
Long Field Goal	41	Cody Journell vs Georgia Tech (Sep 01, 2012)
		Cody Journell vs Duke (Oct 13, 2012)
Punts	7	A.J. Hughes vs Cincinnati (Sep 29, 2012)
Punting Avg	45.9	A.J. Hughes vs Cincinnati (Sep 29, 2012)
Long Punt	57	A.J. Hughes vs Cincinnati (Sep 29, 2012)
Punts inside 20	3	A.J. Hughes vs Georgia Tech (Sep 01, 2012)
Long Punt Return	94	Kyshoen Jarrett at Pittsburgh (Sep 15, 2012)
Long Kickoff Return	93	Demitri Knowles at North Carolina (Oct 06, 2012)
Tackles	17	Jack Tyler vs Georgia Tech (Sep 01, 2012)
Sacks	2.0	Luther Maddy vs Duke (Oct 13, 2012)
		Luther Maddy at Clemson (Oct 20, 2012)
Tackles For Loss	2.5	Jack Tyler at North Carolina (Oct 06, 2012)
		James Gayle vs Duke (Oct 13, 2012)
		Jack Tyler at Clemson (Oct 20, 2012)
Interceptions	1	Kyle Fuller vs Georgia Tech (Sep 01, 2012)
		Kyle Fuller vs Austin Peay (Sep 08, 2012)
		Donaldven Manning vs Austin Peay (Sep 08, 2012)
		Antone Exum at Pittsburgh (Sep 15, 2012)
		Antone Exum vs Bowling Green (Sep 22, 2012)
		Kris Harley vs Cincinnati (Sep 29, 2012)
		Michael Cole vs Duke (Oct 13, 2012)
		Detrick Bonner vs Duke (Oct 13, 2012)
		Michael Cole at Clemson (Oct 20, 2012)

TEAM GAME HIGHS

Rushes	49	at Clemson (Oct 20, 2012)
Yards Rushing	269	vs Duke (Oct 13, 2012)
Yards Per Rush	6.9	vs Duke (Oct 13, 2012)
TD Rushes	4	vs Austin Peay (Sep 08, 2012)
Pass attempts	49	at North Carolina (Oct 06, 2012)
Pass completions	26	at North Carolina (Oct 06, 2012)
Yards Passing	354	at North Carolina (Oct 06, 2012)
Yards Per Pass	11.1	vs Duke (Oct 13, 2012)
TD Passes	2	vs Georgia Tech (Sep 01, 2012)
		vs Austin Peay (Sep 08, 2012)
		vs Bowling Green (Sep 22, 2012)
		at North Carolina (Oct 06, 2012)
		vs Duke (Oct 13, 2012)
Total Plays	78	at Clemson (Oct 20, 2012)
Total Offense	525	vs Duke (Oct 13, 2012)
Yards Per Play	8.5	vs Duke (Oct 13, 2012)
Points	42	vs Austin Peay (Sep 08, 2012)
Sacks By	5	vs Duke (Oct 13, 2012)
		at Clemson (Oct 20, 2012)
First Downs	23	at Clemson (Oct 20, 2012)
Penalties	9	vs Bowling Green (Sep 22, 2012)
Penalty Yards	86	vs Duke (Oct 13, 2012)
Turnovers	4	at Pittsburgh (Sep 15, 2012)
		at Clemson (Oct 20, 2012)
Interceptions By	2	vs Austin Peay (Sep 08, 2012)
		vs Duke (Oct 13, 2012)
Punts	7	vs Cincinnati (Sep 29, 2012)
Punting Avg	45.9	vs Cincinnati (Sep 29, 2012)
Long Punt	57	vs Cincinnati (Sep 29, 2012)
Punts inside 20	3	vs Georgia Tech (Sep 01, 2012)
Long Punt Return	94	at Pittsburgh (Sep 15, 2012)

20-YARD PLAYS

Yards	Type	Player(s)	Opponent
*94	PR	Kyshoen Jarrett	Pittsburgh
*93	KR	Demitri Knowles	North Carolina
*86	Rush	J.C. Coleman	Duke
*85	Pass	Marcus Davis from Logan Thomas	Pittsburgh
*66	Pass	Corey Fuller from Logan Thomas	North Carolina
*56	Pass	Corey Fuller from Logan Thomas	Cincinnati
50	Pass	Marcus Davis from Logan Thomas	Cincinnati
*49	Pass	Marcus Davis from Logan Thomas	North Carolina
*47	Pass	Marcus Davis from Logan Thomas	Duke
46	PR	Kyshoen Jarrett	Austin Peay
*45	Rush	J.C. Coleman	Duke
44	Pass	Dyrell Roberts from Logan Thomas	Pittsburgh
*42	Pass	Demitri Knowles from Logan Thomas	Georgia Tech
*42	Pass	Marcus Davis from Logan Thomas	Duke
*42	Pass	Dyrell Roberts from Logan Thomas	Bowling Green
40	Pass	Marcus Davis from Logan Thomas	Duke
40	Rush	Michael Holmes	Bowling Green

39	INT	Detrick Bonner	Duke
39	Pass	Dyrell Roberts from Logan Thomas	Clemson
35	Pass	Marcus Davis from Logan Thomas	Georgia Tech
35	Pass	Randall Dunn from Logan Thomas	Duke
34	KR	J.C. Coleman	Georgia Tech
32	KR	J.C. Coleman	Pittsburgh
32	Pass	Corey Fuller from Logan Thomas	North Carolina
30	Pass	Ryan Malleck from Logan Thomas	Duke
30	KR	Demitri Knowles	Cincinnati
*30	Pass	Corey Fuller from Logan Thomas	Austin Peay

*29	Pass	Corey Fuller from Logan Thomas	Clemson
28	KR	Demitri Knowles	North Carolina
26	Rush	Logan Thomas	Bowling Green
26	Rush	Marcus Davis	Austin Peay
25	PR	Kyshoen Jarrett	Bowling Green
25	Rush	Dyrell Roberts	Cincinnati
25	KR	Demitri Knowles	Cincinnati
25	Pass	Ryan Malleck from Logan Thomas	Austin Peay
24	Pass	Demitri Knowles from Logan Thomas	North Carolina
24	KR	J.C. Coleman	Pittsburgh
24	Pass	J.C. Coleman from Logan Thomas	Cincinnati
24	Rush	Tony Gregory	Bowling Green
24	Pass	Corey Fuller from Logan Thomas	Clemson
24	KR	J.C. Coleman	Duke
23	KR	J.C. Coleman	Duke
23	Pass	Corey Fuller from Logan Thomas	Georgia Tech
23	Pass	Marcus Davis from Logan Thomas	Austin Peay

20-YARD PLUS PLAYS BY PLAYER

PLAYER	NO	TD	RUSH	PASS	KR	PR	IR	FR
Marcus Davis	12	4	2	10	0	0	0	0
Corey Fuller	11	4	0	11	0	0	0	0
J.C. Coleman	11	2	2	1	8	0	0	0
Demitri Knowles	10	2	0	2	8	0	0	0
Dyrell Roberts	4	1	1	3	0	0	0	0
Kyshoen Jarrett	3	1	0	0	0	3	0	0
Ryan Malleck	3	0	0	3	0	0	0	0
Logan Thomas	2	0	2	0	0	0	0	0
Randall Dunn	2	0	0	2	0	0	0	0
Tony Gregory	1	0	1	0	0	0	0	0
Detrick Bonner	1	0	0	0	0	0	1	0
Michael Holmes	1	0	1	0	0	0	0	0
TOTAL	61	14	9	32	16	3	1	0

Yards	Type	Player(s)	Opponent
22	Pass	Corey Fuller from Logan Thomas	Clemson
22	KR	Demitri Knowles	Duke
22	KR	Demitri Knowles	Cincinnati
22	Rush	Marcus Davis	Austin Peay
22	Pass	Corey Fuller from Logan Thomas	Georgia Tech
21	Pass	Marcus Davis from Logan Thomas	Cincinnati
21	Pass	Corey Fuller from Logan Thomas	Clemson
21	Pass	Ryan Malleck from Logan Thomas	North Carolina
20	KR	J.C. Coleman	Clemson
20	Pass	Marcus Davis from Logan Thomas	Pittsburgh
20	KR	Demitri Knowles	Georgia Tech
20	Pass	Randall Dunn from Logan Thomas	Austin Peay
20	Rush	Logan Thomas	Duke
20	Pass	Corey Fuller from Logan Thomas	Pittsburgh
20	KR	J.C. Coleman	Duke
20	KR	Demitri Knowles	North Carolina
20	KR	J.C. Coleman	Clemson

* Touchdown Scored On Play

LONG PLAYS BY THE NUMBERS

PLAYS	NO	TD
100+	0	0
90-99	2	2
80-89	2	2
70-79	0	0
60-69	1	1
50-59	2	1
40-49	10	6
30-39	10	1
20-29	34	1

LONG PLAYS BY TYPE	NO	TD
Rushing	9	2
Passing	32	10
Punt returns	3	1
Kick returns	16	1
Interceptions	1	0
Fumble returns	0	0
Other	0	0
TOTAL	61	14

LONGEST PLAYS OF THE YEAR

Rushing		
86	J.C. Coleman vs Duke	Oct. 13

Rushing Touchdown		
86	J.C. Coleman vs Duke	Oct. 13

Passing		
85	Marcus Davis from Logan Thomas vs Pittsburgh	Sept. 15

Passing Touchdown		
85	Marcus Davis from Logan Thomas vs Pittsburgh	Sept. 15

Punt Return		
94	Kyshoen Jarrett vs Pittsburgh	Sept. 15

Kick Return		
93	Demitri Knowles vs North Carolina	Oct. 6

Interception Return		
39	Detrick Bonner vs Duke	Oct. 13

Fumble Return		
None		

Punt		
57	A.J. Hughes vs Cincinnati	Sept. 29

Field Goal		
41	Cody Journell vs Georgia Tech	Sept. 3
	Cody Journell vs Duke	Oct. 13

2012 VIRGINIA TECH SCORING DRIVES

Qtr.	Opp.	Scoring Play	Plays-Yds.-TOP
1	GT	Martin, E 5 Pass From Thomas, L (Journell, C)	12-56-4:47
4	GT	Knowles, D 42 Pass From Thomas, L (Journell, C)	3-75-1:30
4	GT	FG Journell, C 41	6-51-0:44
OT	GT	FG Journell, C 17	6-24-0:00
1	AP	Holmes, M 2 Rush (Journell, C)	3-6-1:00
2	AP	Thomas, L 1 Rush (Journell, C)	5-42-2:20
2	AP	Fuller, C 30 Pass From Thomas, L (Journell, C)	7-71-1:06
3	AP	Holmes, M 9 Rush (Journell, C)	9-80-4:10
3	AP	Dunn, R 13 Pass From Thomas, L (Journell, C)	8-72-3:09
4	AP	Gregory, T 18 Rush (Journell, C)	4-42-1:47
2	Pitt	FG Journell, C 32	11-60-5:06
3	Pitt	Jarrett, K 94 Punt Return (Journell, C)	-
3	Pitt	Davis, M 85 Pass From Thomas, L (Journell, C)	3-87-1:28
2	BG	Coleman, JC 10 Pass From Thomas, L (Journell, C)	13-80-6:46
2	BG	Roberts, D 42 Pass From Thomas, L (Journell, C)	4-56-1:37
2	BG	Thomas, L 1 Rush (Journell, C)	9-62-3:21
3	BG	Holmes, M 2 Rush (kick failed)	7-61-3:06
4	BG	FG Journell, C 35	6-53-1:51
4	BG	Scales, M 4 Rush (Journell, C)	5-55-2:26
2	UC	Thomas, L 5 rush (Journell, C)	4-13-1:08
3	UC	FG Journell, C 28	9-62-4:08
4	UC	Holmes, M 3 rush (Journell, C)	8-76-3:02
4	UC	Fuller, C 56 pass from Thomas, L (Journell, C)	6-93-2:43
1	NC	Thomas, L 13 Rush (Journell, C)	4-57-1:32
1	NC	Davis, M 49 Pass From Thomas, L (Journell, C)	4-68-2:18
2	NC	FG Journell, C 40	14-52-7:12
2	NC	FG Journell, C 35	7-39-1:53
3	NC	Knowles, D 93 Kickoff Return (pass failed)	-
4	NC	Fuller, C 66 Pass From Thomas, L (Fuller, C pass)	5-90-2:04
1	DU	Scales, M 4 Rush (Journell, C)	7-76-2:24
2	DU	FG Journell, C 37	11-60-3:56
2	DU	Davis, M 42 Pass From Thomas, L (Journell, C)	1-42-0:06
3	DU	Coleman, JC 45 Rush (Journell, C)	4-78-1:50
3	DU	Davis, M 47 Pass From Thomas, L (Journell, C)	9-83-4:38
3	DU	FG Journell, C 41	7-20-3:30
4	DU	Coleman, JC 86 Rush (Journell, C)	1-86-0:12

1	CU	Fuller, C 29 Pass From Thomas, L (Journell, C)	7-58-2:52
2	CU	FG Journell, C 40	9-52-3:43
4	CU	Thomas, L 19 Rush (Journell, C)	4-61-1:13

Totals	242-2199-96:38
Average Scoring Drive	6.5 plays-59.4 yds.

VIRGINIA TECH SCORING

39 Total Scores (14 Run, 13 Pass, 10 FG, 2 S.T.)
• 6 First Quarter Scores (3 Run, 3 Pass)
• 12 Second Quarter Scores (3 Run, 4 Pass, 5 FG)
• 9 Third Quarter Scores (3 Run, 3 Pass, 1 FG, 2 S.T.)
• 11 Fourth Quarter Scores (5 Run, 3 Pass, 3 FG)
• 1 Overtime Drives (1 FG)

Most plays in a scoring drive:	14 plays - vs. NC (14-52-7:12 FG)
Longest scoring drive:	93 yards - vs. Cincy (6-93-2:43 TD)
Longest TOP scoring drive:	7:12 - vs. NC (14-52-7:12 FG)
Average TOP on offensive scoring drives:	2:36

OPPONENTS

Most plays in a scoring drive:	15 plays - twice
Longest scoring drive:	88 yards - by Pitt (15-88-7:44 TD)
Longest TOP scoring drive:	7:44 - by Pitt (15-88-7:44 TD)
Average TOP on offensive scoring drives:	2:59

POINTS OFF TURNOVERS

VT	Total	GT	AP	PITT	BGSU	UC	UNC	DU	CU	UM	FSU	BC	VA
Opp. TOs	14	1	2	1	2	2	1	4	1				
Points	27	0*	7	0	0	7	3	10	0				
Opponents													
VT TOs	15	0	1	4	0	3	2	1	4				
Points	42	0	0	7	0	0	7	7	21				

* - turnover stopped drive in overtime

ON THE MOVE

Quarterback	Drives				Drives Ended By				TO	Clock	Safety	Points	Pts.	Drive
	Started	TD	FG	FGA	Punt	Downs						Scored	Drive	Efficiency
Thomas	104	26	10	11	38	10			15	4	0	221	2.13	36.7%
Leal	7	1	0	0	4	0			0	2	0	7	1.00	14.3%
VT Offense	111	27	10	11	42	10			15	6	0	228	2.05	35.1%
Opp. Offense	110	22	8	12	50	7			13	6	0	171	1.55	25.0%

KICKOFFS	No.	Yds	Avg	TB	OB	Retn	Net	Avg. Depth	Avg. Drive Start
Abbott	31	1932	62.3	8	1	17.2	50.3	2.7-yd. line (83)	26.1-yd. line (808)
Branthover	14	855	61.1	7	0	8.3	62.8	3.9-yd. line (54)	25.8-yd. line (361)
Total	45	2787	61.9	15	1	22.4	54.2		
Opponents	40	2476	61.9	13	0	23.2	53.3		

KICKOFF RETURNS (25 yards added to average drive started total for touchbacks; 40 yards for kicks out of bounds; added in team return)

Player	No.	Ret.	FC	OB	TB	O-S	Avg. Depth	Avg. Drive Start
Deep Men	38	25	0	0	13	0		
Other	2	2	0	0	0	0		
Team	40	27	0	0	13	0	3.1-yd. line (124)	26.2-yd. line (1048)