

# Virginia Tech



## Spring Football 2004

The Hokies prepare for their  
inaugural season in the ACC

# Underclassmen To Watch



11 Xavier Adibi  
LB • r-Fr.



42 James Anderson  
LB • r-Jr.



59 Barry Booker  
DT • r-Fr.



89 Duane Brown  
TE • r-Fr.



96 Noland Burchette  
DE • r-So.



61 Reggie Butler  
OT • Jr.




44 John Candelas  
TB • Jr.



57 Tripp Carroll  
C • r-Fr.



37 Chris Ceasar  
CB • r-So.




16 Chris Clifton  
SE • r-Jr.



87 David Clowney  
FL • So.




Jud Dunlevy  
PK • r-Fr.



49 Chris Ellis  
DE • r-Fr.



28 Corey Gordon  
FS • r-Fr.



77 Brandon Gore  
OG • r-So.



9 Vince Hall  
LB • r-Fr.




27 Justin Hamilton  
FL • r-Jr.



John Hedge  
PK • r-Fr.




18 Michael Hinton  
ROV • r-Fr.



32 Cedric Humes  
TB • r-Jr.



19 Josh Hyman  
SE • r-Fr.



20 Mike Imoh  
TB • Jr.




90 Jeff King  
TE • r-Jr.



43 John Kinzer  
FB • r-Fr.



56 Jonathan Lewis  
DT • Jr.




88 Michael Malone  
SE • r-So.



52 Jimmy Martin  
OT • Jr.



69 Danny McGrath  
C • r-So.



29 Brian McPherson  
CB • r-So.



15 Roland Minor  
CB • r-Fr.



66 Will Montgomery  
OG • r-Jr.



72 Jason Murphy  
OG • r-Jr.




46 Brandon Pace  
PK • r-So.



58 Chris Pannell  
OT • r-Jr.




50 Mike Parham  
C • r-So.




80 Robert Parker  
FL • r-So.




99 Carlton Powell  
DT • r-Fr.



83 Matt Roan  
TE • r-Fr.



75 Kory Robertson  
DT • r-Fr.




36 Aaron Rouse  
LB • r-So.




71 Tim Sandidge  
DT • r-Jr.




23 Nic Schmitt  
P • r-So.




55 Darryl Tapp  
DE • Jr.




41 Jordan Trott  
DE • r-Jr.



5 Marcus Vick  
QB • r-So.



30 Cary Wade  
ROV • r-So.



24 D.J. Walton  
ROV • r-Jr.



40 Blake Warren  
LB • r-Jr.



2 Jimmy Williams  
CB • Jr.

# Virginia Tech FOOTBALL



## Media Information

**ITINERARY:** Spring practice is scheduled to run from March 27 through April 24. The annual Spring Game is scheduled for Saturday, April 24, at Lane Stadium/Worsham Field, beginning at approximately 2 p.m.

**PRACTICE COVERAGE:** Media representatives are welcome to cover Tech football practice, but they must notify the Virginia Tech Sports Information Office in advance for proper clearance. All practices, except for the Spring Game, are closed to the general public. The Hokies will workout at the football practice fields behind the Merryman Center, or in the event of inclement weather, in Rector Field House. Scrimmages are scheduled to be held at Lane Stadium/Worsham Field. Dates and times, listed on this page, are subject to change. Please note that the schedule does not include meeting and conditioning assignments.

**INTERVIEWS:** Interviews with coaches, players and staff are arranged through the Virginia Tech Sports Information Office (540) 231-6726. Player interviews are not allowed during practice.

**PHOTOGRAPHERS:** Cameramen and photographers may shoot only from the sidelines at practice. Please refrain from edging onto the playing field to avoid any injury to players and/or photographers.

## 2004 Schedule

Day	Date	Opponent	Location	TV
Sat.	Aug. 28	vs. Southern Cal	Landover, Md.	ESPN
Sat.	Sept. 11	<b>WESTERN MICHIGAN</b>	Blacksburg, Va.	
Sat.	Sept. 18	<b>DUKE*</b>	Blacksburg, Va.	
Sat.	Sept. 25	<b>N.C. STATE*</b>	Blacksburg, Va.	
Sat.	Oct. 2	<b>WEST VIRGINIA</b>	Blacksburg, Va.	
Sat.	Oct. 9	at Wake Forest*	Winston-Salem, N.C.	
Sat.	Oct. 16	<b>FLORIDA A&amp;M (HC)</b>	Blacksburg, Va.	
Thurs.	Oct. 28	at Georgia Tech*	Atlanta, Ga.	ESPN
Sat.	Nov. 6	at North Carolina*	Chapel Hill, N.C.	
Thurs.	Nov. 18	<b>MARYLAND*</b>	Blacksburg, Va.	ESPN
Sat.	Nov. 27	<b>VIRGINIA*</b>	Blacksburg, Va.	
Sat.	Dec. 4	at Miami*	Miami, Fla.	

\*ACC game  
Times & TV to be announced.

## 2004 Spring Football Practice Schedule

SUNDAY March 21	MONDAY March 22	TUESDAY March 23	WEDNESDAY March 24	THURSDAY March 25	FRIDAY March 26	SATURDAY March 27 PRACTICE 1 1 p.m.-3:15 p.m.
March 28	March 29 PRACTICE 2 4:15-6:30 p.m.	March 30	March 31 PRACTICE 3 4:15-6:30 p.m.	April 1	April 2 PRACTICE 4 4:15-6:30 p.m.	April 3 PRACTICE 5 1 p.m.- 3:15 p.m. SCRIMMAGE
April 4	April 5 PRACTICE 6 4:15-6:30 p.m.	April 6	April 7 PRACTICE 7 4:15-6:30 p.m. SCRIMMAGE	April 8	April 9 PRACTICE 8 4:15-6:30 p.m.	April 10 PRACTICE 10 a.m.-noon SCRIMMAGE
April 11	April 12 PRACTICE 10 4:15-6:30 p.m.	April 13	April 14 PRACTICE 11 4:15-6:30 p.m. SCRIMMAGE	April 15	April 16 PRACTICE 12 4:15-6:30 p.m.	April 17 PRACTICE 13 1 p.m.-3 p.m. SCRIMMAGE
April 18	April 19	April 20	April 21 PRACTICE 14 4:15-6:30 p.m. SCRIMMAGE	April 22	April 23	April 24 PRACTICE 15 2 p.m. <b>SPRING GAME</b>

# 2004 Spring Outlook

## Young Tech Team Strives for Improvement, Consistency

The departure of a productive senior class, combined with the early exit of junior stars Kevin Jones and DeAngelo Hall, leaves Virginia Tech with a lot of holes to fill during spring practice. And that's only part of the challenge ahead for Coach Frank Beamer and his staff this off-season.

Following a disappointing finish in 2003, Beamer and company must also get the Hokies focused for a new beginning in what the Tech coach calls the best collegiate football league in the nation — the Atlantic Coast Conference. One of the keys will be getting consistent play as a team.

"There will be a heavy emphasis on sacrifice for the football team this spring," Beamer says. "It's not so much offense, and it's not so much defense and it's not so much special teams. It's all three of those working together, supporting each other and working hard to become a better football team."

"There are some talented players here," he says. "There are some kids who really want their football team to be good. I think springtime is a great time to show that."

Tech returns just nine starters from last year's team that went 8-5, including a 52-49 loss to California in the Insight Bowl — the Hokies' 11<sup>th</sup> straight bowl. There are some big shoes to fill, including those of Rimington Award winner and unanimous All-America center Jake Grove, consensus All-America tailback Kevin Jones, All-BIG EAST cornerback and return man DeAngelo Hall and Tech career pass reception leader Ernest Wilford. The departure of fullback Doug Easlick and linebacker Vegas Robinson also leaves important holes to fill.

On offense, much of Tech's attention will be focused on the wide receiver positions.

"Going into spring practice, wide receiver is a critical position for us," Beamer

says. "We have a lot of wide receivers, but what we are looking for are productive wide receivers. Consistency is an issue, and then explosiveness — taking a simple play and making it a long play — is an issue."

"Two people who probably did that about as well as anyone for us last year were Marcus Vick and Mike Imoh. We are looking for some other people at the wide receiver positions to step up and do that."


Quarterback Bryan Randall will be joined in the backfield by a new supporting cast, but some of the roles, especially at fullback, may not be filled until August. Up front, returning starters Jon Dunn, Jimmy Martin and Will Montgomery will form the nucleus for an offensive line that has good potential.

Defensively, the talent is present for another fast, athletic unit, but there is work to be done. The Hokies will keep their basic plan in place, but look to utilize some personnel a little differently and scheme-wise put themselves in good matchups. Again, consistency will be a key factor.

"Up front defensively, we want to work on getting a good pass rush with four men," Beamer says. "We need to improve the play at our linebacker positions. In the secondary, we have to work on not giving up the big play. That got us at the end of last season."

The defense should benefit from the return of end Jim Davis, who missed the entire 2003 season. Beamer is also excited about Tech's redshirt freshmen on defense. By the end of April, he will know if that excitement is warranted.

"I'm really high on our redshirt freshmen, especially on defense," Beamer says. "We are keeping an eye on Xavier Adibi and Vince Hall at linebacker and hoping the young defensive tackles



Bryan Randall

we have can help us from a pass rush standpoint. In the secondary, we're bigger than we've probably ever been when you talk about Roland Minor, Corey Gordon and Mike Hinton. Those are big kids. Getting them into the equation is going to be interesting."

Tech returns punter Vinnie Burns, but there will be plenty of competition for the place-kicking duties vacated by four-year starter Carter Warley. Sophomore Brandon Pace and redshirt freshmen John Hedge and Jud Dunlevy will be among the candidates. Nic Schmitt, who was redshirted last season, will pressure Burns for the punting duties.

The biggest position change will come in the secondary where starting free safety Jimmy Williams will move to the boundary cornerback position. Senior Vincent Fuller, who has played at both positions, will concentrate on the safety spot during the spring.

Eight players who enrolled in January will get the benefit of participating in spring workouts. Several, including running back George Bell, cornerback D.J. Parker, receivers Josh Morgan and Justin Harper and offensive linemen Matt Welsh and Nick Marshman, are expected to get plenty of attention during the spring.

"This is a young, inexperienced football team that has a number of question marks," Beamer says. "There are some proven performers, just not as many as in some years. To me, it's a real exciting time. I think some of our young talent is very, very good. I am probably looking forward to spring practice more so than ever, because I think it's a key time for this football program to find out who's who."

## THE OFFENSE

The loss of seven starters from last year's team – including All-Americans Kevin Jones and Jake Grove, along with Tech's all-time leading receiver in Ernest Wilford – can't take away from the excitement in the offensive huddle heading into spring practice.

The cupboard may not be as full, but it certainly isn't empty. Tech's coaching staff is looking forward to the challenge of starting anew, and that starts with spring practice.

Among the goals for offensive coordinator Bryan Stinespring are finding an explosive playmaker at the wide receiver spot, replacing Jones and a talented fullback, and molding an experienced and talented offensive line.

One area that only needs light work is the quarterback spot as Tech's top two signal callers return, including two-year starter Bryan Randall. Randall spent the winter moonlighting with the Tech basketball team, but is back and ready to add on to his impressive numbers.

Three starters return on the offensive line, led by Jon Dunn and Jimmy Martin. This group will experiment with different lineups and positions this spring in an effort to make everyone more versatile in case changes need to be made in the fall.

The big areas of need are at the receiver and running back spots. Leading the way at tailback are Cedric Humes and Mike Imoh, who although talented, haven't had to be the workhorse in Tech's offense yet. The receiving positions are wide open, and position coach Tony Ball will use the spring to evaluate and position his players for fall practice.

## Offensive Line

Returning four players with valuable starting experience from 2003, and a plethora of young guys, line coach Stinespring will spend the majority of this spring getting the offensive line to work together, while finding replacements for three-year starter and Rimington Award winner Jake Grove and versatile Jacob Gibson.

At the center spot, Robert Ramsey, Tripp Carroll, Mike Parham and Danny McGrath will contend for the job Grove dominated for the past two years. None have extensive game experience, so the battle for reps this spring could swing in the favor of any of the four.

## Quick Facts

**Location:** Blacksburg, Va.

**Founded:** 1872

**Enrollment:** 28,000

**President:** Dr. Charles W. Steger

**Athletic Director:** Jim Weaver

**Office Phone:** (540) 231-3977

**Faculty Chairman of Athletics:** Dr. Larry Killough

**Ticket Manager:** Sandy Smith

**Office Phone:** (540) 231-6731

**Nickname:** Hokies

**Colors:** Chicago maroon and burnt orange

**Conference:** Atlantic Coast

**Football Began:** 1892

**All-Time Football Record:** 606-410-46 (110 seasons)

**Stadium:** Lane Stadium/Worsham Field

**Capacity:** 65,115

**Turf:** GreenTech ITM natural grass

**Head Coach:** Frank Beamer (Virginia Tech, '69)

**Best Time To Contact:** Through SID Office

**Record at VT:** 125-75-2 (17 years)

**Overall Record:** 167-97-4 (23 years)

**2003 Record:** 8-5 (including Insight Bowl loss to Cal)

**Final Ranking:** NR

**Conference Record (Finish):** 4-3 (fourth)

**Offensive System:** Multiple

**Defensive System:** 4-3

**Lettermen Returning:** 41 (17 off., 20 def., 4 spec.)

**Lettermen Lost:** 16 (8 off., 6 def., 2 spec.)

**Starters Returning:** 9 (4 off., 5 def., punter)

**Starters Lost:** 13 (7 off., 6 def., place-kicker)

Ramsey, after backing up Grove for the past three years, will have an edge over the other guys, having played in six games in 2003. At 6-2, 307 pounds, Ramsey has the size to be successful, but must take himself from a back-up role to a starting role mentally.

"Robert needs to start thinking like a starter," Stinespring says. "He has been so used to backing up Jake that we will have to wait and see if he can mentally think of himself as a first-team type of player. He has the experience, he just needs the confidence."

Carroll, Parham and McGrath are inexperienced, but have shown promise and will battle with one another for reps.

"Tripp, Mike and Danny have a chance to get in there," Stinespring says. "Tripp has the size (6-4, 325 pounds) and the work ethic to be a hugely successful player for us. A big spring would be huge for these

guys, because we're replacing an All-American at this spot."

At the guard positions, Stinespring has the services of two experienced players along with the help of younger players who could challenge for playing time.

At left guard, former walk-on Will Montgomery will go into the spring with the most experience, having started 10 games for the Hokies in 2003.

The 6-3, 296-pound junior is a hard worker who can play a variety of positions, but will start off at guard for spring practice. He will also get a serious look at the center spot. "Will is a guy who is never selfish," Stinespring says. "He is an extremely hard worker and a guy who you can always count on. I look for him to keep improving this spring, and then take that right into the fall!"

Behind Montgomery, Stinespring will look at a large group of guys, including

Brandon Gore, Matt Welsh, and Rashad Ferebee, to battle for time.

"These guys are young," Stinespring says. "But at the same time, they have been in the program for a few years and should add valuable talent and depth to this position."

At the other guard spot, James Miller will look to build on his experience, having started six games in 2003. The 6-6, 299-pound senior has the size and experience to lock down the position in the spring, over Jason Murphy.

"Miller hasn't consistently started for us, but he has consistently played," Stinespring says. "But Jason Murphy has really improved since coming to the offensive line [from the defense], so I'm excited to see what he can do, too."

At the tackle positions, Stinespring is lucky enough to return two full-time starters at the left and right spots. Jimmy Martin started 13 games at left tackle in 2003, while Jon Dunn started 12 at right tackle.

Martin, a 6-5, 289-pound junior, graded out at 85.3 percent with 24 knockdown blocks in 2003, and has a firm

grasp on the starting job. He will be backed up by Reggie Butler, a 6-6, 339-pound junior.

"Martin is a guy I have a lot of confidence in," Stinespring says. "He's been out there, he's played and he knows what he's doing. Reggie Butler has improved dramatically, and he's a guy we can count on for depth there, too."

At right tackle, Dunn, a 6-7, 341-pound senior, will provide the most experience, after starting 12 games in 2003 and seven in 2002. He has become more physical with his imposing size and has worked to improve his concentration on the field.

"Jon really improved last year, as far as concentration is concerned," Stinespring says. "He came a long way, but that is still something we will focus on with him in the spring, because if he concentrates and plays physically, he could be a great player for us. We want him to keep up what he's been doing."

Behind Dunn, Stinespring says that junior Chris Pannell shows a lot of promise and will try to work his way into the rotation.

"I have confidence in Chris," Stinespring says. "He's worked



**Will Montgomery**

hard to improve, and he is a guy I can see really challenging for some reps and playing time."

While Stinespring will have a big challenge in replacing Grove, he is excited about the returning players, and the young players in the program.

"We have a lot of guys who are almost getting it," Stinespring says. "With a good spring, some of these guys are capable of going and getting themselves some real playing time. This is a hard working group, and I expect a productive spring."

## Tight Ends


At the tight end position, Coach Danny Pearman loses a veteran in Keith Willis, but has four quality athletes to battle for playing time. Junior Jeff King and senior Jared Mazzetta have both seen significant game experience, while freshmen Duane Brown and Matt Roane had the chance to redshirt last season to learn the offense while getting stronger.

"We're lucky to have two guys who aren't strangers to being on the field," Pearman says. "Jeff and Jared are going to be able to capitalize on that experience in the spring, but the two young guys will be able to benefit from their knowledge as well."

King, who split time between the tight end and fullback position in 2003, will see the majority of his reps come at the tight end spot. King is a hard worker who, at 6-5 and 256 pounds, played in all 13 games last season, while starting one. He contributed six receptions for 109 yards and one touchdown, averaging 18 yards per catch.

"Jeff is a guy who always works hard and plays unselfishly," Pearman says. "I'm really looking for him to have a great spring, especially since he will be focusing all of his time at tight end."

Mazzetta, after battling injuries for much of his career, played in all 13 games in 2003, contributing three catches for 44 yards. Also offering great size, at 6-4 and 259 pounds, he



**Jon Dunn**

will contend with King for first-team reps.

"Mazzetta got a lot more reps last year when Jeff was playing fullback," Pearman says. "He and Jeff are going to be back and forth, and I look forward to seeing them push each other a lot."

Brown and Roane both redshirted in 2003, but offer size and athleticism to the tight end spot. Pearman says that with experience, the two players will show a lot of promise at the position.

"Duane is a big guy (6-5, 264 pounds), and he's a smart player," Pearman says. "He just needs to get in there and get some quality repetitions and he's going to be a good one. Also, Matt Roane has had a year to get bigger and stronger. Both of these guys are going to be good ones for us, and I'll give them as many reps as I can in the spring.

"This is going to be a good spring for the tight ends," Pearman says. "I have two veterans and two young guys who are a good size for the position and know a lot about the game. They are hard workers, and we'll get a lot accomplished during spring practice."

## Quarterbacks

Quarterbacks coach Kevin Rogers has the luxury of returning two gifted athletes who each saw significant playing time in 2003. Senior Bryan Randall and redshirt sophomore Marcus Vick will battle it out for the starting spot, with a little competition from newcomer Cory Holt.

Randall started all 13 games in 2003, amassing nearly 2,000 passing yards, including 398 against California in the Insight Bowl. The Williamsburg, Va., native also ran for 404 yards and five touchdowns over the season, giving him more than 5,000 total yards in his three seasons at Virginia Tech. The team will count on Randall to provide experience and leadership during the spring.

"Bryan is a very calm, poised player," Rogers says. "He is a leader by nature, and I think we will see him

# Virginia Tech Pre-Spring Two-Deep

## OFFENSE

FL	16	Chris Clifton (6-4, 205, r-Jr.)
	80	Robert Parker (6-1, 210, r-So.)
or	88	Michael Malone (6-3, 212, r-So.)
LT	52	Jimmy Martin (6-5, 289, Jr.)
	61	Reggie Butler (6-6, 339, Jr.)
LG	66	Will Montgomery (6-3, 298, r-Jr.)
	77	Brandon Gore (6-5, 351, r-So.)
C	68	Robert Ramsey (6-2, 307, r-Sr.)
	57	Tripp Carroll (6-4, 325, r-Fr.)
or	50	Mike Parham (6-0, 273, r-So.)
RG	76	James Miller (6-6, 299, Sr.)
or	72	Jason Murphy (6-2, 301, r-Jr.)
RT	79	Jon Dunn (6-7, 341, r-Sr.)
	58	Chris Pannell (6-4, 296, r-Jr.)
TE	90	Jeff King (6-5, 256, r-Jr.)
	85	Jared Mazzetta (6-4, 259, r-Sr.)
QB	3	Bryan Randall (6-0, 222, Sr.)
	5	Marcus Vick (6-0, 213, r-So.)
TB	32	Cedric Humes (6-1, 230, r-Jr.)
or	20	Mike Imoh (5-7, 196, Jr.)
FB	43	John Kinzer (6-2, 246, r-Fr.)
	34	George Bell (5-10, 226, Fr.)
FL	87	David Clowney (6-1, 178, So.)
	27	Justin Hamilton (6-3, 219, r-Jr.)
	12	Richard Johnson (5-10, 187, r-Sr.)
PK	46	Brandon Pace (5-10, 199, r-So.)
		John Hedge (5-9, 177, r-Fr.)
		Jud Dunlevy (5-9, 183, r-Fr.)

## DEFENSE

DE	96	Noland Burchette (6-2, 245, r-So.)
	49	Chris Ellis (6-4, 257, r-Fr.)
DT	71	Tim Sandidge (6-1, 304, r-Jr.)
or	70	Kevin Lewis (6-1, 288, r-Sr.)
DT	56	Jonathan Lewis (6-1, 300, Jr.)
	86	Isaac Montgomery (6-4, 284, r-Sr.)
DE	55	Darryl Tapp (6-1, 264, Jr.)
	95	Jim Davis (6-3, 276, r-Sr.)
OLB	48	Brandon Manning (6-0, 220, r-Sr.)
	36	Aaron Rouse (6-3, 210, r-So.)
ILB	45	Mikal Baaqee (5-10, 225, r-Sr.)
	9	Vince Hall (6-0, 237, r-Fr.)
ILB	11	Xavier Adibi (6-3, 229, r-Fr.)
or	40	Blake Warren (6-3, 246, r-Jr.)
FC	1	Eric Green (6-0, 197, r-Sr.)
	25	D.J. Parker (5-11, 171, Fr.)
FS	8	Vincent Fuller (6-1, 184, r-Sr.)
	31	Mike Daniels (6-0, 212, r-Sr.)
ROV	22	James Griffin (6-1, 198, Sr.)
	30	Cary Wade (5-10, 179, r-So.)
BC	2	Jimmy Williams (6-3, 213, Jr.)
	15	Roland Minor (6-0, 196, r-Fr.)
P	38	Vinnie Burns (5-11, 202, r-Sr.)
	23	Nic Schmitt (6-1, 260, r-So.)

become the prototypical senior quarterback – one who provides leadership and focus to the rest of the team. Aside from continuing to improve on his skills as a player, I want to see him really develop the leader in himself this spring."

Vick, in addition to his back-up duties at quarterback, also saw time at wide receiver during 2003 in an effort to utilize his natural athletic ability. With blazing speed and a head for the quarterback position, Rogers expects Vick to challenge for the starting role.

"Marcus is about as athletic as anyone I've ever seen, and he's done a terrific job of learning the game," Rogers says. "He certainly has the ability to become a great player, and I expect him to come out this spring and give maximum effort."

In addition to the veterans, freshman Cory Holt enrolled at Tech for the spring semester and will get a jump start on his development.

"This spring, we will be focusing on getting Cory functional enough to play in the event of injuries occurring," Rogers says. "Last year, we were two injuries away from major problems, so it's very important that we get Cory comfortable with the offense and plays, because you never know when we may have to call on him.

"Overall I think we have an excellent group. I'm excited that for the first time in a while, we have more than two guys out there working. They'll all push each other and give us more depth at the position than we've had in a while."

## Running Backs

The past few seasons, spring practice has been just a formality for running backs coach Billy Hite. He's had Shyrone Stith, Lee Suggs and Kevin Jones, along with talented and tough fullbacks.

This year won't be so easy. He has to replace both his starting tailback and starting fullback. Jones, a consensus All-American last year at the tailback spot, opted to leave Tech one year early for the National Football League, while three-year starting fullback Doug Easlick was lost to graduation.

Despite losing these two impact players, Hite is confident that he has players who will step up and fill these roles nicely during the spring.

"The cupboard is not bare,"

Hite says. "We are losing two tremendous players in Jones and Easlick, but we also have players who have been in the program and are ready to step up to the challenge of replacing them."

At tailback, 230-pound junior Cedric Humes will enter the spring with the most game experience under his belt. He played in all 13 games in 2003, rushing for 380 yards and five touchdowns. He brings size and speed to the tailback position, but must work on his concentration this spring after bouts with fumbling problems during the season.

"Cedric offers more size than our past few tailbacks have," Hite says. "He's a big back who can run well, and I'm looking for big things from him this spring."

Battling Humes for the starting spot will be Mike Imoh, a junior from Fairfax, Va. Imoh, while rushing only 22 times for 86 yards in his back-up tailback role last year, gobbled up the ground on kickoff returns, amassing 549 yards in 18 attempts, including a 91-yard return for a touchdown against Connecticut. He also added three touchdown receptions as he became an offensive jack-of-all-trades for the Hokies.

"Mike is more of a scat back," Hite says. "Sometimes, he can just scurry past big defensive linemen because they can't see him until its too late. He is a guy who can really help our offense in a lot of ways, and this will be a big spring for him."

Also seeing time at tailback will be walk-on junior John Candelas from Blacksburg, Va. Candelas, who saw action in four games last season and scored a touchdown against James Madison, will try to work himself into the tailback rotation this spring.

"Candelas has gotten better and better since he's been here," Hite says. "I think he'll work hard this spring and might earn himself some more playing time."

At the fullback position, Hite will have his work cut out for him, as none of the candidates for the job have any game experience. Junior Jeff King, who backed up Easlick last year in addition to his role as a

tight end, will see very limited reps at fullback this spring.

"Jeff will be my ace in the hole," Hite said. "He already knows the position so he doesn't need to practice it. I'm going to see what these other guys can do before I bring him in for reps."

Competing for the fullback spot during the spring will be freshman John Kinzer, sophomore Jesse Allen and junior Jason Myers, who have all been in the system for several years. Also thrown into the mix will be highly touted newcomer George Bell, who graduated high school early in order to join the Hokies in the spring.

"Kinzer has all the tools on paper," Hite says. "He just has to concentrate on learning the game and his assignments. We need to get him reps to see how he'll handle the mental part of the game."

Battling Kinzer will be Allen and Myers, both of whom have had the benefits of being in Tech's strength and conditioning program. Both need to work on the mental aspect of the game as well, and will battle one another for quality reps.

"These guys are hard workers in the weight room," Hite says. "Now they just need to put it together on the field and get some quality experience this spring."

Bell, a 5-10, 226-pound freshman from Fayetteville, N.C., will move from his high school tailback position for spring practice, working exclusively at the fullback spot. Coming off of a knee injury and playing the position for the first time, Bell will work on learning the ins and outs of the position in hopes of battling for the starting job in the fall.

"George is a big, sturdy guy, but he's never played fullback before," Hite says. "But I think that when he is fully recovered from his injury, he has all the physical tools to be a success at the position. So we're going to teach him the ropes during the spring."

Hite also says that walk-on freshman Carlton Weatherford shows great promise at the fullback spot. Weatherford sustained an ACL injury during 2003 bowl practices and had



**Cedric Humes**

surgery to repair it. He may also factor in as a contender when the knee is fully healed.

"Carlton was really showing a lot of promise," Hite says. "When he recovers, he has a bright future ahead of him at fullback."

Overall, Hite is excited about his new stable of "Stallions." "Some of these guys at tailback have been waiting for their chance, and here it is," Hite says. "And the guys I have at fullback are getting the opportunity to show their stuff, because they will all be going at it head-to-head for playing time."

## Wide Receivers

At the wide receiver position, Coach Tony Ball knows that he has a lot to accomplish with his group of young, inexperienced receivers. Losing Ernest Wilford, a 13-

game starter from 2003 and Chris Shreve, a dependable starter of four games, took a toll on the receiving corps, but Ball is fortunate to have a large group of young players to help fill the void.

At the flanker position, despite having just one senior, Ball has several players with game and starting experience. Justin Hamilton, Richard Johnson and David Clowney will battle each other for the top spot, with competition from Robert Parker and newcomers Justin Harper and Josh Morgan.

Hamilton, a junior from Clintwood, Va., started five games and played in all 13 last year. He was the team's second-leading receiver after Wilford, accounting for 282 yards and a touchdown on 23 receptions.

"Justin is a hard worker, and might be the only guy I have who could play either the flanker



or split end position,” Ball says. “He needs to work on his blocking on running plays, but he is a guy who we can depend on, and I look for him to have a huge spring.”

Johnson also started three games for Tech last season, while Clowney was the only true freshman to earn playing time a year ago. Johnson, battling injuries for much of his career, is a speedy receiver who finished with 141 yards and a touchdown on just 13 receptions in 2003. Clowney came out with a bang, catching a touchdown pass in his first collegiate game, but saw his playing time dwindle as the season progressed. Both will challenge Hamilton for first-team reps this spring.

“Richard is a senior, so he knows what he’s doing out there,” Ball says. “He’s been here for four years, and his comfort level on the field might be higher than the other guys. David Clowney is still very young and very raw, but when he understands the fundamentals of the position, he will be very good.”

Parker, Harper and Morgan are young players with a ways to go in learning the collegiate receiver position, but reps at spring practice will be invaluable for creating depth at flanker.

Parker was hampered by injury for most of the 2003 season, but has the good size and good work ethic to be successful if he stays healthy. Harper and Morgan are newcomers, just joining the Hokies for spring practice, and look to have promising futures ahead of them.

“These young guys still have a lot to learn,” Ball says. “They need to get used to the expectations of being a collegiate receiver and learn how things are done. Being here for spring practice will give them an advantage going into the fall, but I will be concentrating on teaching them the basics and fundamentals of being a receiver at the college level.”

The split end position is wide open, and any one of four players – Chris Clifton, Michael Malone, Josh Hyman or Brenden Hill – could fill the spot.



**Justin Hamilton**

Clifton, a 6-4, 205-pound junior from Chesapeake, Va., has the size and speed necessary for the position, but, after moving from quarterback, still needs to play consistently. The same can be said for Malone, who has the size, but lacks playing experience.

Hyman, who joined the Hokies last fall from Fork Union Military Academy, redshirted and worked with the scout team, but showed promise at split end.

“These guys are untested,” Ball says. “Any one of Clifton, Malone and Hyman could step up and become a great receiver, but they lack valuable playing experience. This spring they all need to work on the fundamentals of the game and becoming consistent in everything they do. Execution and learning the game backwards and forwards will be what we do this spring.”

Also at split end, Hill, a sophomore, has potential, but still has a way to go before being ready to play.

Ball has a group of developing but inexperienced players at both receiver positions this spring, and a good spring practice will be essential to their development.

“We have our work cut out for us,” Ball says. “We need these guys who have experience to step it up a notch, but we also need these young guys to pick up their games. Building consistency and depth at these positions will be critical coming out of this spring and going into the fall.”

## DEFENSE

After going through a late-season defensive slump the past two seasons, the Hokies may look at a couple of wrinkles to tweak their scheme,

but going into the spring their main focus will simply be to improve.

“We want to improve each player so he understands his role and understands his position,” defensive coordinator Bud Foster points out. “Then we want every guy going out there improving every practice. That is what we are looking for this spring. We want to find out who our playmakers are going to be.”

The defense lost six starters from last year’s squad, including both defensive ends and three players in the secondary. Their replacements will come from a mix of returning players who played on a part-time basis and talented young players who are hungry to prove themselves. That pool of players could also put some pressure on the returning starters.

“We have some young players in the program who are going to create competition that will push some of the older guys to improve or be passed by,” Foster says. “But that is healthy for the situation to have competition ... and there should be a lot of that this spring.”

Foster feels good about the defensive end positions despite the loss of both starters. He wants more from the defensive tackle positions, which return all five players who saw action last season, plus three redshirt freshmen.

“I think with Darryl Tapp and Noland Burchette back we have two good young prospects at end who have shown playmaking ability,” Foster notes. “Chris Ellis is an up-and-coming guy who has really made strides physically. And, you have Jim Davis back after missing a season and Jordan Trott moving over from linebacker.”

Davis is a proven playmaker who missed the entire 2003 season with a torn pectoral muscle. He has 23 career tackles behind the line, has caused two fumbles that were returned for touchdowns and has returned an interception for a TD. He will help bring stability to the end position.

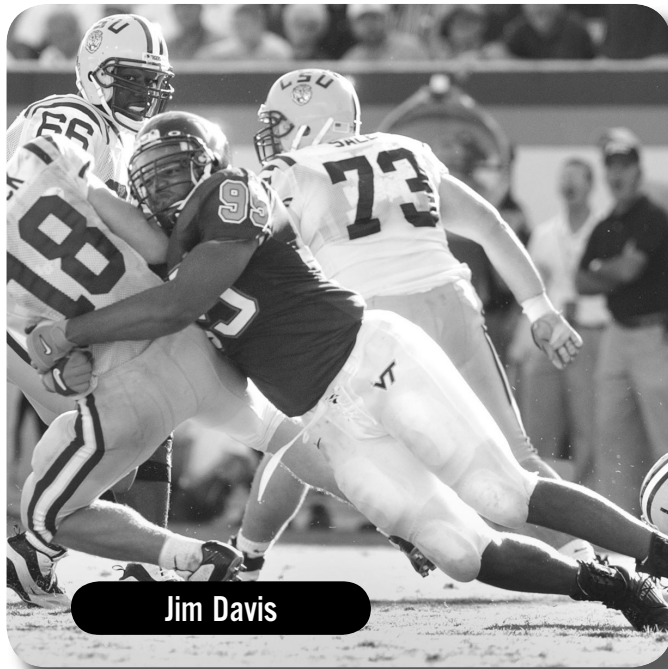
The tackle positions already have stability, but Foster is looking for more.

"We need some difference makers in there," Foster says. "We've got a lot of people at defensive tackle, but we need some guys who are going to control the line of scrimmage and rush the passer. I hope the older guys have enough experience under their belts that they are ready to move forward. We have some young guys who are going to push them. Are those young guys ready to play? I don't know."

What Foster does know is some teams have been able to run the ball on the Hokies the previous two seasons.

"We have to be able to come off blocks and make plays," he says. "That is the area where we have got to get better."

The linebacker positions return senior starters Brandon Manning at the whip position and Mikal Baaqee at the mike position. Redshirt junior Blake Warren, who was the top backup at the backer position last season, returns and is expected to battle highly touted redshirt freshman Xavier Adibi for the starting job. Manning and Baaqee can also expect competition from a young group of challengers that includes



**Jim Davis**

redshirt freshman Vince Hall, redshirt sophomore Aaron Rouse and redshirt junior James Anderson.

Jimmy Williams, who will move to cornerback this spring after starting at free safety in 2003, is the lone returning fulltime starter in the secondary. Seniors Eric Green, Vincent Fuller, Mike Daniels and James

Griffin all have experience and should play a major role in filling the positions. As at the other defensive positions, there is also a skilled group of newcomers poised to make an impact.

"We want to become a better tackling team," says Foster. "We want to be sound fundamentally and carry out our assignments on a consistent basis."

"We are looking for the guys who want to do things the right way and are going to do things the right way consistently. It's been that way this winter, it's been that way during spring conditioning and it's going to be that way during spring practice. We are going to commit to doing things the right way and be consistent at doing it. That has been the key to our success in the past and it is going to be the key to our success in the future."

## Defensive Line

Starting defensive ends Nathaniel Adibi and Cols Colas will be the only players missing from last year's defensive line when spring practice opens. Their loss, however, may be overshadowed by the arrival of three new defensive tackles who should provide some much needed depth and competition inside.

"We lost two players who have played a lot of football

for us over the last four years," defensive line coach Charley Wiles says. "But we do add Jim Davis back into the mix, and I think Darryl Tapp will become a better, more consistent player. We are excited about Noland Burchette, who really improved as the year went on, and we have moved Jordan Trott over from linebacker. Between them and freshman Chris Ellis, who redshirted, I'm confident that we will have five or six ends who can play."

Davis tore a pectoral muscle shortly before 2003 spring practice opened and had to sit out the entire year. He starts this spring much bigger at 6-3, 276-pounds, but the coaches are confident in his ability to remain a playmaker. Tapp (6-1, 264, Jr.) and Burchette (6-2, 245, r-So.) have the talent to bolster the end positions and will be looked to for increased productivity. Tapp was second on the team in quarterback hurries last fall with 17. He had 58 tackles and three sacks. Burchette had 41 tackles, a sack and nine hurries.

Trott played in all 13 games and got one start at the mike linebacker position in 2003. The 6-4, 238-pound redshirt junior posted 48 tackles, including five behind the line.


"Now is the time to evaluate if Jordan can play defensive end for us," Wiles says. "I'm anxious to see how physical he will be at the point of attack."

Ellis is a promising freshman who redshirted during the fall. He was slowed part of the time by a shoulder injury that required surgery, but he has been cleared to participate in spring practice. He brings excellent size to the position at 6-4, 257 pounds, and turned in the top 40-yard dash time among the ends during spring testing at 4.56 seconds.

The years the Hokies have been really good on defense, they have had productive defensive ends. Wiles is hopeful this year's group can develop into one of those units.

That leaves the tackle position, where Wiles finally has the numbers.

"We've often had the depth at end," he says. "But the last two or three years we've had



**Kevin Lewis**

five kids at tackle going into the fall and we would get one or two of them hurt and end up shorthanded.”

That shouldn't be an issue this spring. Wiles has eight players to work with and another – senior Jason Lallis – who will sit out due to an injury. Leading the returnees are brothers Kevin and Jonathan Lewis who handled the bulk of the starting duties last season. Kevin, a 6-1, 288-pound senior, posted 43 tackles, four quarterback sacks and eight hurries. Younger brother Jonathan, a 6-1, 300-pound junior, had 69 tackles, four sacks, six hurries and a pass interception.

Also returning are redshirt junior Tim Sandidge, who has seen some starting time during the past two seasons, and senior Isaac Montgomery, who saw action in a reserve role last year after transferring from North Carolina. Sandidge (6-1, 304) played in every game last season, registering 47 tackles, a sack and eight hurries. Montgomery, who is 6-4, 284 pounds, contributed 14 tackles

in eight games. Lallis, who had 25 tackles and an interception return for a touchdown last season, underwent shoulder surgery in January and is expected to return to full strength for preseason practice.

The competition for spots will increase with the addition of redshirt freshmen Carlton Powell, Kory Robertson and Barry Booker. Sophomore walk-on Josh DeMaury will also be working at the tackle positions. Powell is perhaps the most advanced of the newcomers. He impressed the coaches with his work during the fall and off-season. The 6-2, 287-pounder bench pressed 415 pounds during spring testing and ran 4.85 in the 40. Robertson (6-2, 317) was sidelined much of the fall by a shoulder injury, but has attracted attention with his athletic ability. Booker, who reported at 266 pounds, is now 6-3, 295.

“Competition always makes you better,” Wiles says. “And we have some competition this spring. I'm excited about that. We would like to develop the young guys to the point that



**Mikal Baaqee**

they can advance up the depth chart and help this football team next fall.

“I'd like to see the defensive line become more consistent,” he adds. “Inconsistency killed us down the stretch last year. Good players' performances should not vary that much.”

## Linebackers

Two-year starters Mikal Baaqee and Brandon Manning return at the mike and whip linebacker positions, respectively, but an infusion of young talent will make the competition for the linebacker spots among the most interesting stories of the spring.

Baaqee has started 25 of Tech's last 27 games at mike linebacker. He led the team in tackles in 2002 with 112 and finished third on the team last season with 109. He has trimmed down to 225 pounds for spring practice. Manning, who has also started 25 of the Hokies' last 27 outings, finished third on the team in tackles with 75 in 2002 and was fourth

last fall with 104. Both players are Super Iron Hokies in the strength and conditioning program.

That leaves the backer position where inside linebacker coach Bud Foster has to find a replacement for Vegas Robinson. Robinson was a physical player who finished fifth on the team in tackles with 101 and also contributed 11 quarterback hurries, eight tackles for losses and two pass interceptions.

The leading candidates for Robinson's spot are redshirt junior Blake Warren and redshirt freshman Xavier Adibi, with senior Chad Cooper and redshirt freshman walk-on Stevie Ray Lloyd also in the mix. Warren picked up some valuable experience as the top backup at the position last season. He contributed 43 tackles and intercepted a pass. Adibi drew rave reviews while working on the scout team as a redshirt. During off-season workouts, he led the inside linebackers with a 365-pound bench press and a 4.51



**Brandon Manning**

clocking in the 40.

"I'm really excited about Xavier Adibi," Foster says. "He could have played for us last year, but he was going to be undersized. Now, he weighs 229 pounds. He is an intelligent player who has an attitude when he's on the football field."

Another redshirt freshman who has attracted attention could push Baaqee at the mike position. Vince Hall joined Adibi as prep All-Americans in Tech's 2003 recruiting class. Hall, who is 6-0, 237, is a natural at the position. Blake Warren's younger brother Brett, who joined the team in January, will also work at the mike position.

Manning will get strong competition from redshirt sophomore Aaron Rouse and redshirt junior James Anderson. Sophomore walk-on Chad Grimm, who played on special teams last fall, will also get a look. Rouse has turned plenty of heads with his size, speed and athletic ability, but still has some work to do. He played in all 13 games in 2003 and got a start against James Madison. He finished the season with 46 tackles and broke up a pair of passes. Anderson, another outstanding athlete, was Tech's top tackler on special teams last year and has made strides at the whip position. Anderson, like Manning, is a Super Iron Hokie in the weight room.

Coach Jim Cavanaugh, who works with the whips and rovers, plans to use the spring to find out who will sink and who will swim.

"At whip, all the kids have played," says Cavanaugh. "Hopefully, they will be better ... more mature. I want to find out who has the potential to make plays."

## The Secondary

Despite the loss of three starters, there is still plenty of potential in Tech's secondary. The key will be getting that potential transferred to the playing field.

"We have some young players who have what it takes ability-wise, agility-wise and speed-wise," secondary coach Lorenzo Ward says. "Now, they have to transfer that to the field. We are looking for



Eric Green

the guys who have played and have experience to bring those younger guys along and try to help them get better."

Gone from last year are starting cornerbacks DeAngelo Hall and Garnell Wilds. The Hokies also lost rover Michael Crawford, who led the team in tackles with 131. Hall was a first-team All-BIG EAST selection and Crawford was a second-team pick. Wilds, who missed the last half of the season with a knee injury, was Tech's most consistent performer.

The only returning starter is junior free safety Jimmy Williams, and he is scheduled for a move to cornerback when spring practice opens. Williams started every game in 2003 and was second on the team in tackles with 114. At 6-3, 213 pounds, he could become a force at the boundary corner position if he adjusts to the change.

With Williams' move to corner, senior Vincent Fuller will return to the free safety

spot where he served as the No. 2 man in 2001. Fuller has seen the majority of his playing time at cornerback the past two seasons, earning eight starts and intercepting five passes.

"What we are trying to do is get the best players in the best position for them to be successful," Ward says. "The boundary corner is a tougher position to play than safety, but we think Jimmy can get it done there. Vinnie will fit right in at safety because he already has a good understanding of what we are doing."

The leader at the field corner position will be senior Eric Green. Green saw plenty of action last fall after missing the entire 2002 season with a torn ACL. He started five games and led the team in interceptions with three. Green returned two of those picks for touchdowns, including a key 51-yard TD return during Tech's 31-7 win against No. 2 Miami. He has the experience and ability to be a leader in the secondary.

At rover, senior James Griffin enters the spring as the leading candidate, but Coach Jim Cavanaugh expects to have an open competition to find Crawford's replacement. Griffin, a junior college transfer, played in every game last year and contributed 27 tackles, a quarterback sack and two pass breakups.

"James Griffin got a lot of practice time and work at rover last fall," Cavanaugh points out. "Hopefully, he will have matured some because of that experience. But, everything is open. It's open practice to practice. The players will be evaluated after every practice."

The competition at all the positions will come from young players with the exception of senior Mike Daniels who figures into the mix at free safety. Daniels saw action at safety as a backup last season after spending his first two seasons as a contributor at the whip linebacker position. Daniels played in 12 games in 2003 contributing 27 tackles.

The coaches are anxious to get a closer look at an athletic group of redshirt freshmen who all have good size. That group includes free safety Corey Gordon (6-2, 212), cornerback Roland Minor (6-0, 196) and rover Mike Hinton (6-2, 202). True freshman D.J. Parker, who entered school in January and went through the winter program, will also get a good look at cornerback.


Hinton spent his redshirt season working at corner, but will join Cary Wade and D.J. Walton in the competition at rover this spring. Wade was redshirted in 2003 after seeing some playing time on special teams and at cornerback as a freshman in 2002. Walton also began as a cornerback before moving to rover during the final games of the 2002 season. He did not play last season. Walk-ons Ashley Rambo, Chris Albright and Jeff Brill will round out the candidates at rover.

Minor will join returning backup Brian McPherson at the boundary corner. McPherson has shown flashes of potential, but has seen only limited playing time on defense and special teams. Parker will get a look at the field cornerback spot along with walk-on Ryan Hash.

Two players who worked at wide receiver during the fall – redshirt sophomore Chris Ceasar and redshirt freshman Cory Price – will get a try at cornerback, too. Ceasar is expected to work at field corner, while Price tries his hand at the boundary spot.

Gordon, who will be going through his second spring practice after entering school in January 2003, will join Daniels in pushing Fuller at free safety. Walk-ons Jake Patten and Maurice Sharpe will also join in the competition.

“Our goals for this spring are to become better tacklers, to eliminate mental mistakes and to give top effort,” Ward says. “When we go back to last season, mental errors were probably the biggest reason that we gave up big plays. That is what we have got to eliminate.”



## SPECIAL TEAMS

The Hokies will be looking for consistency in their special teams, too. Last season, Tech had its share of ups and downs in the kicking game, but had one of the national leaders in both punt and kickoff returns.

With four-year letterman Carter Warley gone, the Hokies will have a wide-open competition for the place-kicking duties during the spring. Another point of emphasis will be finding a dependable kickoff man. The leading candidates will be redshirt sophomore Brandon Pace, along with redshirt freshmen John Hedge and Jon Dunlevy and redshirt junior Jeff Scudder. Pace saw some action in 2003, making all four of his extra-point kicks and working part of the season as the kickoff man. Scudder also got a brief try on kickoffs.

“I think there is really going to be great competition to see who our field goal guy is going to be next season,” Beamer says. “I’m also going to put heavy emphasis on who our kickoff guy is going to be. That is something we spent a lot of time on this past season and changed two or three times. But, we never really kicked the ball well as consistently as we needed to on kickoffs.”

Redshirt sophomore Nic Schmitt, who could eventually be used as a kickoff man, will begin the spring concentrating his efforts on punting. Schmitt will provide competition for senior Vinnie Burns who has averaged 39.4 yards over his three seasons as a starter.

Snappers Travis Conway and Nick Leeson both return. Conway handled all the snaps for punts during the 2003 season, while Leeson took

care of most of the snaps for extra points and field goals. Redshirt freshman walk-on Bart McMillin and redshirt junior James Anderson could also get some work during the spring. When not working on their snapping, Leeson and McMillin will spend some time working with the inside linebackers.

The Hokies must find a new holder to replace four-year starter Robert Peaslee. Among the candidates will be Schmitt and senior Lance Goff.

DeAngelo Hall, who ranked eighth nationally in punt returns, is gone, but junior Mike Imoh, who finished fifth in kickoff returns, is back. The candidates for the punt return duties will include Imoh, along with senior Richard Johnson, junior Jimmy Williams and freshman D.J. Parker, who entered school in January.

# 2004 Spring Roster

No.	Name	vi	Pos	B'date	Ht.	Wt.	Cl.	Hometown	High School	H.S. Coach
11	Xavier Adibi	-	LB	10/18/84	6-3	229	r-Fr.	Hampton, Va.	Phoebus	Bill Dee
	Christopher Albright	-	ROV	10/9/84	6-0	190	So.	Grantville, Pa.	Lower Dauphin	Rob Klack
	Jesse Allen	-	FB	10/22/83	6-0	227	r-So.	Monson, Mass.	Pathfinder Regional	Chris Pope
42	James Anderson	2	LB	9/26/83	6-2	222	r-Jr.	Chesapeake, Va.	Deep Creek	David Cox
45	Mikal Baaqee	3	LB	12/20/81	5-10	225	r-Sr.	Columbia, Md.	DeMatha	Bill McGregor
	Mason Baggett	-	OT	8/16/83	6-1	275	So.	Richmond, Va.	James River	Greg DeFrancesco
34	George Bell	-	FB	10/28/85	5-10	226	Fr.	Fayetteville, N.C.	Jack Britt	Richard Bailey
59	Barry Booker	-	DT	11/13/85	6-4	295	r-Fr.	Amherst, Va.	Amherst	Scott Abell
	Jeff Brill	-	LB	9/13/83	6-0	187	r-So.	Ft. Myers, Fla.	T.C. Roberson (N.C.)	Mike Houston
89	Duane Brown	-	TE	8/30/85	6-5	264	r-Fr.	Richmond, Va.	Hermitage	Patrick Kane
96	Noland Burchette	1	DE	3/23/83	6-2	245	r-So.	Richmond, Va.	Highland Springs	Scott Burton
60	Chris Burnett	-	DT	11/2/83	6-1	286	r-So.	Blue Ridge, Va.	Liberty-Bedford	Scott Abell
38	Vinnie Burns	3	P	2/2/82	5-11	202	r-Sr.	New Orleans, La.	St. Augustine	Anthony Biagas
61	Reggie Butler	1	OT	8/21/82	6-6	339	Jr.	Keswick, Va.	Monticello	Brud Bicknell
44	John Candelas	-	TB	4/21/83	6-0	211	Jr.	Blacksburg, Va.	Blacksburg	Dave Crist
57	Tripp Carroll	-	C	9/18/84	6-4	325	r-Fr.	Charlotte, N.C.	Andrew Jackson (Fla.)	Gil Carroll
37	Chris Ceasar	-	CB	12/20/82	5-11	177	r-So.	Delray Beach, Fla.	Spanish River	Bill Bretherick
16	Chris Clifton	2	SE	10/27/82	6-4	205	r-Jr.	Chesapeake, Va.	Deep Creek	David Cox
87	David Clowney	1	FL	7/8/85	6-1	178	So.	Delray Beach, Fla.	Atlantic	Chris Bean
62	Travis Conway	2	DS	6/3/82	6-5	267	r-Sr.	Richmond, Va.	J.R. Tucker	Rusty Curle
33	Chad Cooper	3	LB	6/10/81	6-2	192	r-Sr.	Herndon, Va.	Oakton	Pete Bendorf
31	Mike Daniels	3	FS	9/18/81	6-0	212	r-Sr.	Fairfax, Va.	Fairfax	Tom Verbanic
95	Jim Davis@	3	DE	10/4/81	6-3	276	r-Sr.	Highland Springs, Va.	Highland Springs	Randy Stokes
	Josh DeMaury	-	OT	9/8/84	6-3	260	So.	Troutville, Va.	Lord Botetourt	Keith Robinson
	Jud Dunlevy	-	PK	10/9/84	5-9	183	r-Fr.	Roanoke Rapids, N.C.	Roanoke Rapids	Tim Bennett
79	Jon Dunn	3	OT	12/12/81	6-7	341	r-Sr.	Virginia Beach, Va.	Tallwood	Thad Harold
	Brandon Eason	-	DT	2/20/85	6-3	260	r-Fr.	Richmond, Va.	John F. Kennedy	Mark Robinson
49	Chris Ellis	-	DE	2/11/85	6-4	257	r-Fr.	Hampton, Va.	Bethel	Tracy Parker
	Rashad Ferebee	-	OG	3/18/84	5-8	254	Jr.	Norfolk, Va.	Granby	Dave Hudak
63	Andrew Fleck	-	C	10/11/82	6-3	269	r-So.	Edmond, Okla.	Santa Fe	Brian Kelly
74	Brandon Frye	-	OT	1/23/83	6-4	290	r-So.	Myrtle Beach, S.C.	Myrtle Beach	Scott Early
8	Vincent Fuller	3	FS	8/3/82	6-1	184	r-Sr.	Baltimore, Md.	Woodlawn	Reggie White
13	Lance Goff	-	QB	3/29/82	5-11	202	r-Sr.	Wytheville, Va.	George Wythe	Larry Russell
28	Corey Gordon\$	-	FS	6/9/84	6-2	212	r-Fr.	Gainesville, Fla.	Gainesville	Rick Swain
77	Brandon Gore	1	OG	11/7/83	6-5	351	r-So.	Warrenton, Va.	Liberty	Joe Trabucco
1	Eric Green	3	CB	3/16/82	6-0	197	r-Sr.	Clewiston, Fla.	Clewiston	Al Morrell
22	James Griffin‡	1	ROV	12/28/81	6-1	198	Sr.	Memphis, Tenn.	East	Wayne Randall
98	Chad Grimm	-	LB	5/18/85	5-10	182	So.	Fairfax, Va.	Oakton	Pete Bendorf
9	Vince Hall	-	LB	12/3/84	6-0	237	r-Fr.	Chesapeake, Va.	Western Branch	Lew Johnston
27	Justin Hamilton	2	FL	9/17/82	6-3	219	r-Jr.	Clintwood, Va.	Clintwood	Bob Meade
81	Justin Harper\$	-	SE	2/24/85	6-3	187	Fr.	Catawba, N.C.	Bandys	Randy Lowman
	Ryan Hash	-	CB	3/27/83	5-9	175	Jr.	Springfield, Va.	Robert E. Lee	Jerry Pannoni
	Omar Hashish	-	DE	11/2/84	6-3	249	So.	Vienna, Va.	James Madison	Gordon Lieb
	John Hedge	-	PK	7/22/84	5-9	177	r-Fr.	Pulaski, Va.	Pulaski County	Joel Hicks
82	Brenden Hill	-	SE	7/7/84	6-2	207	r-Fr.	Newport News, Va.	Warwick	Tommy Reamon
18	Michael Hinton\$	-	ROV	6/30/83	6-2	202	r-Fr.	Burlington, N.C.	Cummings	Steve Johnson
14	Cory Holt\$	-	QB	6/17/85	6-4	208	Fr.	Lexington, N.C.	Lexington	Billy Hunt
	Scott Hughes	-	CB	5/28/82	6-0	160	r-Sr.	Radford, Va.	Pulaski County	Joel Hicks
32	Cedric Humes	2	TB	8/7/83	6-1	230	r-Jr.	Virginia Beach, Va.	Princess Anne	Jeff Balance
19	Josh Hyman@	-	FL	4/18/83	5-11	191	r-Fr.	Chesapeake, Va.	Deep Creek	David Cox
20	Mike Imoh	1	TB	7/21/84	5-7	196	Jr.	Fairfax, Va.	Robinson	Mark Bendorf
12	Richard Johnson	3	FL	6/17/82	5-10	187	r-Sr.	Baltimore, Md.	Milford Mill Academy	Reggie Brooks
	Greg Kezmarsky	-	DE	10/1/83	6-3	241	Jr.	Voorhees, N.J.	Eastern	Dan Spittal
90	Jeff King	2	TE	2/19/83	6-5	256	r-Jr.	Pulaski, Va.	Pulaski County	Joel Hicks
43	John Kinzer	-	FB	8/23/84	6-2	246	r-Fr.	Fairfax, Va.	Robinson	Mark Bendorf
91	Jason Lallis	3	DT	2/4/82	6-0	250	r-Sr.	Mitchellville, Md.	DeMatha	Bill McGregor
53	Nick Leeson	1	DS	10/29/82	6-1	242	r-So.	Abingdon, Va.	Abingdon	Scott Allen
56	Jonathan Lewis	2	DT	7/12/84	6-1	300	Jr.	Richmond, Va.	Varina	Gary Chilcoat
70	Kevin Lewis	3	DT	4/26/80	6-1	288	r-Sr.	Richmond, Va.	Varina	Ed Bulheller
35	Stevie Ray Lloyd	-	LB	4/9/85	5-11	233	r-Fr.	Lynchburg, Va.	Jefferson Forest	Terry Smith

No.	Name	vl	Pos	B'date	Ht.	Wt.	Cl.	Hometown	High School	H.S. Coach
	Zac Lowe	-	OG	12/25/84	6-1	258	So.	Bridgewater, Va.	Turner Ashby	Joe Taylor
88	Michael Malone	1	SE	3/9/84	6-3	212	r-So.	Friendswood, Texas	Friendswood	Steve Vanmeter
48	Brandon Manning+	3	LB	5/12/81	6-0	220	r-Sr.	Harrisburg, Pa.	Central Dauphin	George Chaump
67	Nick Marshman	-	OT	2/13/85	6-5	333	Fr.	Harrisonburg, Va.	Turner Ashby	Joe Taylor
52	Jimmy Martin@	2	OT	10/19/82	6-5	289	Jr.	Chantilly, Va.	Chantilly	Bob Herb
85	Jared Mazzetta	3	TE	6/4/81	6-4	259	r-Sr.	Flemington, N.J.	Hunterdon Central	Jim Meert
	Thomas McClelland	-	TB	3/10/85	5-11	197	So.	Fredericksburg, Va.	Stafford	Roger Pierce
	Kevin McGlothlin	-	OG	8/18/85	6-5	302	r-Fr.	Richlands, Va.	Richlands	Greg Mance
69	Danny McGrath	-	C	3/19/83	6-2	294	r-So.	Herndon, Va.	Herndon	Tom Meier
	Bart McMillin	-	DS	2/25/85	6-0	221	r-Fr.	Bristol, Tenn.	Tennessee	Greg Stubbs
29	Brian McPherson	-	CB	5/11/84	5-10	189	r-So.	Madison Heights, Va.	Amherst County	Mickey Crouch
	Chris Mihalick	-	PK	3/5/85	5-9	166	Fr.	Virginia Beach, Va.	Frank W. Cox	Steve Allosso
76	James Miller	2	OG	8/13/81	6-6	299	Sr.	Pompano Beach, Fla.	Ft. Lauderdale	John Timmons
15	Roland Minor	-	CB	8/1/84	6-0	196	r-Fr.	Washington, D.C.	H.D. Woodson	Greg Fuller
	Drew Montez-Clark	-	DB	2/3/84	5-10	203	So.	Ringgold, Va.	George Washington	Everett Woods
86	Isaac Montgomery†	1	DT	3/3/82	6-4	284	r-Sr.	Princeton, W. Va.	Princeton	Ted Spadaro
66	Will Montgomery	1	OG	2/13/83	6-3	296	r-Jr.	Clifton, Va.	Centreville	Mike Skinner
17	Josh Morgan@	-	SE	6/20/85	6-1	211	Fr.	Washington, D.C.	H.D. Woodson	Greg Fuller
72	Jason Murphy	1	OG	8/7/82	6-2	301	r-Jr.	Baltimore, Md.	Edmondson Westside	Pete Pompey
	Jason Myers	-	FB	12/30/83	5-8	227	r-Jr.	Clifton, Va.	Centreville	Mike Skinner
	Phillip Orr	-	C	1/27/85	6-2	317	Fr.	Virginia Beach, Va.	Tallwood	Thad Harold
46	Brandon Pace	1	PK	11/11/83	5-10	199	r-So.	Virginia Beach, Va.	Kellam	Chris Dewitt
58	Chris Pannell	-	OT	12/27/82	6-4	296	r-Jr.	Staunton, Va.	Robert E. Lee	David Tibbs
50	Mike Parham	-	C	9/13/84	6-0	273	r-So.	Petersburg, Va.	Petersburg	Remus James
25	D.J. Parker\$	-	CB	4/18/85	5-11	171	Fr.	Hampton, Va.	Phoebus	Bill Dee
80	Robert Parker	-	SE	3/10/84	6-1	210	r-So.	Chesapeake, Va.	Oscar Smith	Bill Lyons
	Jake Patten	-	FS	9/30/84	6-0	190	Fr.	Chantilly, Va.	Chantilly	Ken Kincaid
	Mike Perlozzo	-	FB	9/2/83	5-8	213	Jr.	Athens, Pa.	Athens	Jack Young
	Ross Pinkett	-	DE	8/1/85	6-0	238	So.	Williamsburg, Va.	Lafayette	Paul Wheeler
99	Carlton Powell	-	DT	8/14/85	6-2	287	r-Fr.	Chesapeake, Va.	Great Bridge	Noble Palmer
	Cory Price	-	CB	4/9/85	5-10	181	So.	Blacksburg, Va.	Blacksburg	Dave Crist
	Ashley Rambo	-	ROV	4/13/83	5-10	195	Jr.	Chesapeake, Va.	Deep Creek	David Cox
68	Robert Ramsey	-	C	4/13/82	6-2	307	r-Sr.	Coraopolis, Pa.	Montour	Don Morgan
3	Bryan Randall	3	QB	8/16/83	6-0	222	Sr.	Williamsburg, Va.	Bruton	Kyle Neve
83	Matt Roan\$	-	TE	3/13/84	6-4	255	r-Fr.	Dublin, Va.	Pulaski County	Joel Hicks
75	Kory Robertson	-	DT	12/12/84	6-2	317	r-Fr.	Martinsville, Va.	Magna Vista	Joe Beckelheimer
	Winston Roett	-	QB	3/30/84	6-2	223	Jr.	Vienna, Va.	O'Connell	Darrel Snyder
36	Aaron Rouse	1	LB	1/8/84	6-3	210	r-So.	Virginia Beach, Va.	First Colonial	Sam Scarborough
54	Bob Ruff	1	DE	9/23/82	6-1	238	Sr.	McMurray, Pa.	Peters Township	Garry Cathell
71	Tim Sandidge	2	DT	6/12/83	6-1	304	r-Jr.	Madison Heights, Va.	Amherst County	Mickey Crouch
23	Nic Schmitt	-	P	1/5/84	6-1	260	r-So.	Salem, Va.	Salem	Willis White
92	Jeff Scudder	-	PK	3/19/81	6-0	202	r-Jr.	Springfield, Va.	West Springfield	Frank Creneti
	Maurice Sharpe	-	FS	11/27/84	6-0	196	Jr.	Forest, Va.	Jefferson Forest	Terry Smith
	Brad Stadelmeier	-	PK	5/18/84	6-0	205	So.	Glen Allen, Va.	Hermitage	Patrick Kane
55	Darryl Tapp	2	DE	9/13/84	6-1	264	Jr.	Chesapeake, Va.	Deep Creek	David Cox
47	John Thibodeau	-	SE	9/7/82	6-0	180	r-Jr.	Springfield, Va.	Hayfield	Roy Hill
	Matt Thomas	-	OT	2/29/84	6-6	299	Fr.	Richlands, Va.	Richlands	Greg Mance
41	Jordan Trott	2	DE	6/26/83	6-4	238	r-Jr.	Torrance, Calif.	Loyola	Steve Grady
5	Marcus Vick	1	QB	3/20/84	6-0	213	r-So.	Newport News, Va.	Warwick	Tommy Reamon
30	Cary Wade	1	ROV	5/12/84	5-10	179	r-So.	Fairfax, Va.	Robinson	Mark Bendorf
24	D.J. Walton	1	ROV	10/19/82	5-9	193	r-Jr.	Woodbridge, Va.	C.D. Hylton	Bill Brown
40	Blake Warren	2	LB	10/10/82	6-3	246	r-Jr.	Clifton, Va.	Centreville	Mike Skinner
	Brett Warren	-	LB	3/7/85	6-1	225	Fr.	Clifton, Va.	Centreville	Mike Skinner
	Carlton Weatherford	-	FB	1/5/85	5-9	204	r-Fr.	Danville, Va.	Tunstall	Buddy Brown
51	Matt Welsh	-	OG	9/12/84	6-4	289	Fr.	Clifton, Va.	Centreville	Mike Skinner
2	Jimmy Williams	2	CB	3/8/84	6-3	213	Jr.	Hampton, Va.	Bethel	Tracy Parker

\$ also attended Hargrave Military Academy (Va.)

@ also attended Fork Union Military Academy (Va.)

+ attended the U.S. Air Force Academy Prep School

‡ also attended Pasadena City College (Calif.)

† transferred from UNC

# All-Star Hokies



**Jake GROVE**



**Kevin Jones**

## **JAKE GROVE**

- Winner of the Rimington Trophy, given to the nation's top center
- First-team All-American by the Football Writers Association of America
- First-team All-American by the Walter Camp Football Foundation, Inc.
- First-team All-American by the American Football Coaches Association
- First-team All-American by *The Sporting News*
- First-team All-American by *Southern Football Weekly*
- First-team All-BIG EAST
- Semifinalist for the Lombardi Trophy

## **KEVIN JONES**

- First-team All-American by the Football Writers Association of America
- First-team All-American by the Walter Camp Football Foundation, Inc.
- First-team All-American by the American Football Coaches Association
- First-team All-American by *The Sporting News*
- First-team All-BIG EAST
- Finalist for the Doak Walker Award
- Dudley Award winner (top college player in Virginia)

## **DEANGELO HALL**

- Semifinalist for the Jim Thorpe Award
- Second-team All-American by *The Sporting News*
- Co-BIG EAST Special Teams Player of the Year
- First-team All-BIG EAST defensive back and return specialist

## **NATHANIEL ADIBI**

- Second-team All-BIG EAST

## **COLS COLAS**

- Second-team All-BIG EAST

## **MICHAEL CRAWFORD**

- Second-team All-BIG EAST

## **VEGAS ROBINSON**

- Second-team All-BIG EAST

## **ERNEST WILFORD**

- Second-team All-BIG EAST



**DeAngelo HALL**

## **VINNIE BURNS**

- Semifinalist for the Ray Guy Award

## **NOLAND BURCHETTE**

- Rivals.com Freshman All-America honorable mention selection
- *The Sporting News* Freshman All-BIG EAST selection

## **BRANDON GORE**

- *The Sporting News* Freshman All-BIG EAST selection

## **AARON ROUSE**

- Rivals.com Freshman All-America honorable mention selection
- *The Sporting News* Freshman All-BIG EAST selection

## **MARCUS VICK**

- *The Sporting News* Freshman All-BIG EAST selection



# Frank Beamer

## Tech Alum Leads Hokies To 11th Straight Bowl

When Frank Beamer accepted the head football coaching job at his alma mater, his goal was for the Virginia Tech football program to reach a consistent level of excellence. The Hokies have come a long way since that day, and along the way, Beamer has become one of the most respected and popular coaches on the college football scene.

Beamer begins preparation for his 18th season at Virginia Tech and his 24th year as a collegiate head coach ranked fourth among active Division I-A coaches in victories with 167. His Tech teams have posted a 101-33 record over the past 11 seasons and appeared in bowl games each year during that span, a feat equaled by just six other schools. He guided the Hokies to three BIG EAST Conference championships and in 1999 helped direct Tech to the national championship game. Beamer's Hokies have earned the highest national rankings in the program's history, spending 57 weeks in the top 10 of the Associated Press poll over the past five seasons. During one stretch that ended last season, Tech was ranked in 84 consecutive AP polls.

Winning has been just part of Frank Beamer's success story. He and his staff have earned a reputation for getting the most out of their players.


In 2000, Beamer and his staff directed Tech to an 11-1 record after opening the season with eight new starters on defense and an all new lineup in the kicking game. During the 2001 season, the Hokies posted an 8-4 record and appeared in the Top 20 every week despite having to fill four offensive

line spots, the quarterback job vacated by sensational underclassman Michael Vick and the tailback spot left open when All-America running back Lee Suggs was lost for the season with an injury. In 2002, the Hokies were 10-4 despite attacking one of their toughest schedules ever with a young team that featured all-new starters at the defensive tackle, inside linebacker and rover positions, as well as major questions at quarterback and wide receiver.

A spot in the Nokia Sugar Bowl to play No. 1 Florida State for the national championship focused widespread attention on Virginia Tech and its football program following the 1999 season. And although the Hokies fell short in their bid for the national title, they proved that they belong among the top teams in the college ranks.

For his part in the Hokies' magical 1999 season, Beamer earned eight national coach of the year awards. He was named the Bobby Dodd Coach of the Year, the GTE Coach of the Year, the Eddie Robinson Coach of the Year, the Paul 'Bear' Bryant Coach of the Year, The Associated Press Coach of the Year, the Walter Camp Football Foundation/Street & Smith's Coach of the Year, the Maxwell Football Club Coach of the Year and the Woody Hayes Coach of the Year. He also was named the BIG EAST Conference Coach of the Year for the third time.

There have been plenty of other accolades for the Hokies' coach. In a survey of Division I-A football coaches conducted by Bloomberg News in the fall



# Head Coach Frank Beamer


Continued

of 2000, Beamer was named the best coach a school could hire to run its football program. When BIG EAST Conference football celebrated its first 10 years of existence in 2000, Beamer was voted the Coach of the Decade by the league's media.

In January 2001, the Tech coach was honored as the NCAA Coach of the Year by The Pigskin Club of Washington, D.C. In May of that year, an on-line newspaper named him the best coach currently in the college football ranks because of his ability to place Tech among the nation's elite year in and year out.

Following consecutive 10-2 seasons in 1995 and 1996, Beamer was voted BIG EAST Conference Coach of the Year by the league coaches. He was one of five finalists in the voting for the 1995 National Coach of the Year. In 1996, The Sporting News queried writers from around the country and asked them to rate the coaches in various conferences. In the BIG EAST, those writers rated Frank Beamer the best coach on game day, the best in game preparation, the best as a motivator, the best as a teacher, the best in big games and the best overall.

In 1999, The Sporting News ranked the nation's top coaches in terms of their ability to get the most out of their players. Beamer was picked No. 9 in Division I-A. Four of the last six years TSN has rated the Tech coach tops among BIG EAST head coaches. The publication has also ranked the Hokies' football coaching staff as the best in the conference four times during that span. Street & Smith's College Football



**NATIONAL COACH OF THE YEAR**  
*Coch* Frank Beamer was tabbed the consensus national football coach of the year for 1999 after leading the Hokies to an 11-0 regular season and a berth in the national championship game.

2002 rated Beamer as the top recruiter in the BIG EAST.

The rise of the Tech football program has made Beamer a man in demand. It has opened doors to places he may never have dreamed of as a youngster growing up in Southwest Virginia.

In September 2000, Beamer was invited to the White House where he joined a select group that stood in the Rose Garden behind then-President Bill Clinton as he made remarks on the Conservation and Reinvestment Act. Beamer was one of the keynote speakers at the American Football Coaches Association Convention in 2000, and in April 2001 he joined former Prime Minister of Great Britain,

Lady Margaret Thatcher, as one of the featured speakers at SUCCESS 2001, one of the nation's most popular business seminars.

Beamer's success has also made him a much sought-after coach. In recent years, he has been pursued by numerous other schools and has drawn interest from professional football teams. But in the end, his loyalty has remained with the Hokies.

Beamer has always put Virginia Tech first — ever since he starred as a defensive back for the Hokies in his undergraduate days in the late 1960s, and surely throughout his 17 years as head coach of the Hokies. He has given the Tech program a sense of

stability enjoyed by just a handful of other Division I-A schools. Only three other active Division I-A head coaches have been at their current school as long as Beamer.

In 1990, Beamer received a new contract and a substantial pay raise. He refused the raise, however, until such time that all classified and faculty employees of the university could have the same opportunity for pay raises. Most state salaries had been frozen at the time.

Another indication of Beamer's love for the university came on the night he was inducted into The Virginia Tech Sports Hall of Fame in 1997. He called it the biggest honor of his entire career. With the induction, he became the first active coach at the university to be honored in that fashion.

Beamer's overall record at Tech now stands at 125-74-2. He became Tech's winningest football coach during the 1997 campaign. Counting six years as head coach at Murray State prior to joining the Hokies,

Beamer's overall 23-year record is 167-97-4. That record places him for fourth among active Division I-A coaches in wins.

The 57-year-old Beamer, first alumnus to guide the Hokies since the 1940s, took over the Tech reins from Bill Dooley in January 1987. He began work a few days after the Hokies had beaten North Carolina State in the Peach Bowl. It took a while for him to get the Hokies moving in the right direction because the football program was hit with NCAA sanctions at the time.

But everything came together in the 1990s. The Techmen finished 9-3 in 1993 after beating Indiana, 45-20, in a wild Independence Bowl

game. Tech followed up with an 8-4 season in 1994, losing to Tennessee, 45-23, in the Gator Bowl.

The Tech teams in 1995 and 1996 were among the best in school history. The 1995 team swept the BIG EAST Conference championship outright and the 1996 club tied for the title with Syracuse and Miami.

The 1995 team was 9-2 during the regular season and then came up with a stirring 28-10 victory over Texas in the Sugar Bowl. The 1996 team went 10-1 during the regular season and lost to powerful Nebraska, 41-21, in the Orange Bowl after giving the Cornhuskers a fierce battle for three quarters.

The Hokies fell to 7-5 in 1997 and were beaten badly by North Carolina in the Gator Bowl, 42-3. But they came right back with a 9-3 mark in 1998 that included an impressive 38-7 victory over Alabama in the inaugural Music City Bowl in Nashville, Tenn.

The two winningest seasons in school history followed in 1999 and 2000 with the Hokies posting back-to-back 11-1 records. Tech registered its first-ever 11-0 regular-season record in '99 before losing its national championship battle with FSU.

In 2000, the Hokies' only blemish was a loss at Miami in the ninth game of the season. Both seasons, Tech climbed as high as No. 2 in The Associated Press poll, finishing No. 2 in '99 and No. 6 in 2000. The Hokies climbed as high as No. 5 in the 2001 AP poll and finished 18th. In 2002, Tech was ranked as high as No. 3 in the AP poll after posting consecutive wins over nationally ranked LSU (14th), Marshall (16th) and Texas A&M (19th). The Hokies' youthful team finished the season 18th.

Last season, the Hokies ended No. 2 Miami's 39-game regular-season winning streak with a 31-7 victory. The Canes were the highest ranked opponent Tech had ever beaten on the gridiron. The Hokies climbed as high

as No. 3 in the polls before falling victim to inconsistent play during the final month of the season. Still, Tech earned eight wins for the 10th time in the past 11 seasons.

Beamer's early Tech teams also registered many exciting victories. One of the most impressive came in 1990 when the Hokies capped the year with a 38-13 victory over arch-rival Virginia before a crowd of 54,157, which at the time was the largest ever to see a college football game in the Commonwealth of Virginia. During the 1989 season, Tech knocked off ninth-ranked West Virginia and star quarterback Major Harris, 12-10, in Morgantown.

During his undergraduate days at Tech, Beamer started three years as a cornerback and played on the Hokies' 1966 and 1968 Liberty Bowl teams. He received a B.S. in distributive education from Tech in 1969 and a master's in guidance from Radford in 1972. Then came the start of the Beamer coaching career.

He began as an assistant at Radford High School from 1969 through 1971. Then, after one season as a graduate assistant at the University of Maryland, he went to The Citadel where he worked five seasons under Bobby Ross and one year under Art Baker. His last two years at The Citadel, Beamer was the defensive coordinator.

In 1979, Beamer went to Murray State as the defensive coordinator under Mike Gottfried. He was named head coach at Murray State in 1981 and went on to compile a six-year record of 42 wins, 23 losses and two ties.

The Tech coach was born in Mt. Airy, N.C., and grew up in Hillsville, Va. At Hillsville High, he earned 11 varsity letters as a three-sport athlete in football, basketball and baseball.

Beamer is married to the former Cheryl Oakley of Richmond, Va. They have two children, Shane, a former member of his dad's football team at Tech and now an assistant at Mississippi State; and daughter Casey, a 2003 graduate of Virginia Tech.

## Beamer's Profile

### PERSONAL:

Born: 10/18/46, Mt. Airy, N.C.  
Hometown: Hillsville, Va.  
Wife: former Cheryl Oakley  
Children: Shane, Casey

### EDUCATION:

High School: Hillsville (1965)  
College: Virginia Tech (1969)  
Postgraduate: Radford University (1972)

### PLAYING EXPERIENCE:

Virginia Tech (1966-68)

### COACHING EXPERIENCE:

1972 Graduate Assistant, Maryland  
1973-76 Assistant Coach, The Citadel  
1977-78 Defensive Coordinator, The Citadel  
1979-80 Defensive Coordinator, Murray State  
1981-86 Head Coach, Murray State  
1981 (8-3)  
1982 (4-7)  
1983 (7-4)  
1984 (9-2)  
1985 (7-3-1)  
1986 (7-4-1) Ohio Valley co-champion  
Record at Murray State: 42-23-2

1987- Head Coach, Virginia Tech  
1987 (2-9)  
1988 (3-8)  
1989 (6-4-1)  
1990 (6-5)  
1991 (5-6)  
1992 (2-8-1)  
1993 (9-3) Independence Bowl champion  
1994 (8-4) Gator Bowl  
1995 (10-2) BIG EAST, Sugar Bowl champion  
1996 (10-2) BIG EAST co-champion, Orange Bowl  
1997 (7-5) Gator Bowl  
1998 (9-3) Music City Bowl champion  
1999 (11-1) BIG EAST champion, Sugar Bowl  
2000 (11-1) Gator Bowl champion  
2001 (8-4) Gator Bowl  
2002 (10-4) San Francisco Bowl champion  
2003 (8-5) Insight Bowl

Record at Virginia Tech: 125-74-2

Overall head coaching record: 167-97-4

### BOWL EXPERIENCE:

#### Player

1966 Liberty (Virginia Tech vs. Miami)  
1968 Liberty (Virginia Tech vs. Mississippi)

#### Coach

1993 Independence (Virginia Tech vs. Indiana)  
1994 Gator (Virginia Tech vs. Tennessee)  
1995 Sugar (Virginia Tech vs. Texas)  
1996 Orange (Virginia Tech vs. Nebraska)  
1997 Gator (Virginia Tech vs. North Carolina)  
1998 Music City (Virginia Tech vs. Alabama)  
1999 Sugar (Virginia Tech vs. Florida State)  
2000 Gator (Virginia Tech vs. Clemson)  
2001 Gator (Virginia Tech vs. Florida State)  
2002 San Francisco (Virginia Tech vs. Air Force)  
2003 Insight (Virginia Tech vs. California)

# Hokies Cap Season With First Visit To Insight Bowl

Virginia Tech entered the 2003 football season with high expectations, and although the Hokies fell short of several of their goals, they still produced eight wins in their 12 regular-season games and extended a bowl streak that makes them one of only seven Division I-A teams to have gone to a bowl each of the last 11 seasons.

Tech had several gaps to fill following a victory in last year's Diamond Walnut San Francisco Bowl. None was bigger than NCAA record-breaking tailback Lee Suggs. But where Suggs left a hole, in stepped junior phenom Kevin Jones. Likewise, a new face stepped in at each of the other five starting spots that were vacated, as the 2003 version of the Hokies proved that reloading, not rebuilding, was their plan for the season.

The Hokies started the season winning their first six games and climbed as high as third in the national polls before giving up their first loss. Tech bounced back to stun No. 2 Miami, 31-7, breaking the Hurricanes' regular-season winning streak of 39-consecutive victories. The win was one of Tech's best ever, but the Hokies were unable to sustain their momentum. Slowed by inconsistent play and missed opportunities during their last four games, the Hokies finished 8-4 on the regular season, winning seven or more games for the 11th straight year. Along the way, records were shattered and All-Americans were born en route to the Insight Bowl and the Hokies' 17th overall post-season appearance.

The season saw Jones break long-standing rushing records, both for most rushing yards in a game and most yards in a season. Jones and senior center Jake Grove became consensus All-Americans. Grove won the prestigious Dave Rimington Trophy as the nation's best center, while Jones was one of three finalists for the Doak

Walker Award for the nation's top running back. The success of Jones and Grove was a microcosm of the offensive unit, which accounted for more than 4,600 total offensive yards on the backs of quarterbacks Bryan Randall and Marcus Vick.

The defensive unit contributed six touchdowns and finished second in the conference in total defense. Special teams remained a force, notching the first kick return for a touchdown in 12 years and a record-setting performance by DeAngelo Hall, who returned two punts for touchdowns in a single game.

The Hokies opened the season on Aug. 31 with a home date against Central Florida in front of a Lane Stadium-record 65,115 fans. Tech, ranked ninth in the nation, scored on the first four possessions en route to a solid 49-28 victory over the Golden Knights. Randall and Vick combined to complete 29 of 38 passes for 380 yards and four touchdowns, connecting with 11 different receivers. The Hokies added 185 yards on the ground to dominate the Golden Knight defense. Hall, playing offense for the first time in addition to his defensive and special teams duties, scored his first offensive touchdown on a 29-yard reception. Jason Lallis also added points to the board with his 45-yard interception return for a touchdown.

The Hokies returned to Lane Stadium the following week for a match-up versus in-state foe James Madison. The Hokies suffered a scare when Jones was sidelined by a late hit early in the second quarter and missed the rest of the game. Cedric Humes, seeing increased playing time due to the injury to Jones, scored three touchdowns on the way to Tech's 43-0 win over the Dukes.

After a week off, Jones and the Hokies were back at home for a Thursday night

contest versus the visiting Aggies of Texas A&M. Hurricane Isabel was not enough to dissuade Hokie fans, as the team played in front of a sell-out crowd and a national ESPN audience. Jones ran for 188 yards on 30 carries and three touchdowns while Randall and tight end Jeff King added scores of their own. Tech's 35-19 win marked its second straight victory over the Aggies.

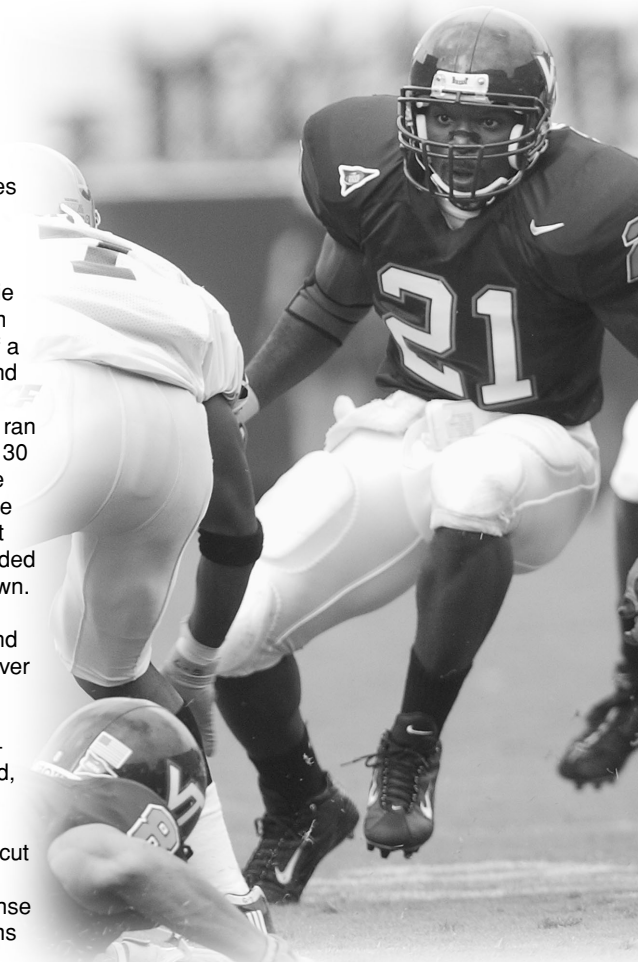
In the final contest of a four-game homestand, the Hokies dominated the visiting Connecticut Huskies, scoring on offense, defense and special teams on their way to a 47-13 win. On offense, Jones, Humes and senior receiver Ernest Wilford each saw the end zone once, with place-kicker Carter Warley adding two field goals. Eric Green's 84-yard interception return for a touchdown was the first of his career and the Hokies' second defensive score of the season. The scoring barrage wasn't over, as tailback Mike Imoh returned the second half kickoff 91 yards for a touchdown, marking Tech's first kickoff return for a touchdown since 1992. Four minutes later, receiver Chris Clifton returned a blocked punt 16 yards for a touchdown, marking the seventh different way the Hokies scored points on the day.

Next, the Hokies traveled to Rutgers for their first road game and first BIG EAST Conference match-up of the season. Senior receiver Chris Shreve had a career day, hauling in touchdown passes of 28 and 45 yards in his first collegiate

**Michael Crawford led the Hokies with 119 tackles last season.**

start. Imoh also added two touchdown receptions while Jones and Humes each scored on the ground. Sophomore Jimmy Williams returned an interception 55 yards for a touchdown, marking the second straight game that the Hokies scored off of an interception return. With 473 total offensive yards, the Hokies left Rutgers with a 48-22 victory.

The Hokies returned home hoping to exact revenge on the Syracuse Orangemen who had defeated Tech in the past two meetings. Tech met its goal with a resounding 51-7 romp over the Orangemen with a stellar offensive and special teams performance. Syracuse couldn't stop the Tech attack, which posted 439 total offensive yards, including 337 rushing. Jones, Randall and Hall each notched touchdowns on the ground. The star of the day



was Hall, who, in addition to his offensive score, returned two punts for touchdowns, a feat never before accomplished during the modern era. Midway through the first quarter Hall returned Brenden Carney's punt 58 yards to the end zone. Less than two minutes later, Hall returned the next punt 60 yards for a score, giving him a school record-tying four career punt returns for TDs.

After a week off, the third-ranked Hokies traveled to Morgantown, W.Va., for a Wednesday night contest versus the WVU Mountaineers in a battle for the Black Diamond Trophy. The Hokies, who had four turnovers and an uncharacteristically high 13 penalties, couldn't get going on offense, failing to score on that side of the ball for the first time since 2001. Tech's sole touchdown came on a 50-yard fumble return by junior Vincent Fuller. Meanwhile, West Virginia tailback Quincy Wilson ran for 194 yards as the Mountaineers sent the Hokies home with their first loss of the season, 28-7.

The Hokies didn't stay down long, however, as they prepared for a visit from the Miami Hurricanes, who brought with them a 39-game regular-season winning streak. The Hokie defense was stellar, accounting for the first two touchdowns of the game. After a scoreless first quarter, Hall returned a fumble 28 yards for a touchdown. Carter Warley added a 39-yard field goal to give the Hokies a 10-0 lead at halftime. After the break, Green notched the second defensive score, intercepting Miami's Brock Berlin and returning it 51 yards for a touchdown. The Hokies scored twice more, on a run from Jones and a 46-yard reception by Wilford, sealing the victory before Miami notched a late score to make the final 31-7. The No. 2 Hurricanes became the highest-ranked opponent Tech has ever beaten in football.

Tech then traveled to Pennsylvania for a key conference match-up versus the Pittsburgh Panthers at Heinz Field. The teams battled back and forth, trading scores. The Hokies and Panthers combined for over 900 total offensive yards during the shoot-out. Jones rushed for

a school-record 241 yards, breaking a record set 25 years earlier by Kenny Lewis. He crossed the goal line four times, accounting for all of the Hokie touchdowns. Despite Jones' record setting day, a Pittsburgh touchdown with less than a minute to play gave the Panthers a 31-28 win and the Hokies their second loss of the season.

The Hokies returned to Pennsylvania for the second straight week to face off against the Temple Owls in another BIG EAST contest. Despite a lackluster performance, Tech seemingly had the game in hand, leading 17-0 in the fourth quarter, thanks to a field goal by Warley and a touchdown each by Jones and Wilford. However, the Owls quickly turned the game around, scoring a field goal and two touchdowns of their own to tie the game 17-17 at the end of regulation. The Hokies entered just their third overtime game in school history with the ball to begin the extra period. After a 2-yard run by Jones, Randall ran in for a 23-yard touchdown, followed by a Warley extra point to make the score 24-17. Temple answered back with a 22-yard touchdown pass, but the extra point failed, giving the Hokies a narrow 24-23 single-overtime victory.

The 8-2 Hokies returned to Blacksburg for the final home game of the season to face off against the Boston College Eagles at Lane Stadium. It was another record-setting day for Jones, as he rushed for 165 yards and three touchdowns, breaking the 22-year old Tech record for rushing yards in a season. Unfortunately for the Hokies, it also turned out to be a record-setting day for the Eagles' Derrick Knight, who rushed for over 200 yards and a pair of touchdowns, as Boston College used big plays to upset the Hokies, 34-27.

In the last game of the regular season, the Hokies traveled to Charlottesville for a match-up with in-state rival Virginia in a battle for the Commonwealth Cup. In what turned out to be a story of two different halves, the Hokies controlled the first two quarters. With a one-yard touchdown run by Jones and a 43-yard touchdown reception by Imoh,

## INSIGHT BOWL

### Cal 52, Virginia Tech 49

<b>California</b>	<b>7</b>	<b>14</b>	<b>21</b>	<b>10</b>	<b>—</b>	<b>52</b>
<b>Virginia Tech</b>	<b>21</b>	<b>7</b>	<b>0</b>	<b>21</b>	<b>—</b>	<b>49</b>

CAL (9:56 re 1st) — Rodgers 1 run (Fredrickson kick)  
 VT (7:18 re 1st) — Randall 2 run (Warley kick)  
 VT (2:44 re 1st) — Willis 3 pass from Randall (Warley kick)  
 VT (0:50 re 1st) — Vick 36 pass from Randall (Warley kick)  
 CAL (9:10 re 2nd) — Lyman 33 pass from Rodgers (Fredrickson kick)  
 VT (5:16 re 2nd) — Jones 11 run (Warley kick)  
 CAL (0:30 re 2nd) — Arrington 13 pass from Rodgers (Fredrickson kick)  
 CAL (10:16 re 3rd) — Manderino 3 run (Fredrickson kick)  
 CAL (5:59 re 3rd) — Echemandu 9 run (Fredrickson kick)  
 CAL (0:48 re 3rd) — Rodgers 8 run (Fredrickson kick)  
 VT (13:35 re 4th) — Willis 22 pass from Randall (Pace kick)  
 CAL (6:26 re 4th) — Strang 13 run (Fredrickson kick)  
 VT (4:28 re 4th) — Shreve 28 pass from Randall (Pace kick)  
 VT (3:11 re 4th) — Hall 52 punt return (Warley kick)  
 CAL (0:00 re 4th) — Fredrickson 35 FG

Team Stats	CAL	VT
First downs	27	27
Rushes-yds.	41-136	26-153
Passing yds.	394	398
Return yds.	14	53
Passes	27-35-0	24-36-0
Punts-avg.	4-39.8	2-41.0
Fumbles-lost	1-0	0-0
Penalties-yds.	4-25	6-40
Time of poss.	37:15	22:45
Sacks by	2-18	2-11



#### Individual Leaders

Rushing — CAL, Arrington 11-37, Echemandu 13-34, Rodgers 10-30, Strang 4-24, Manderino 3-11; VT Jones 16-153, Vick 3-5, Humes 1-3, Randall 6-20.  
 Passing — CAL Rodgers 27-35-0-394; VT Randall 24-34-0-398, Vick 0-1-0-0, Johnson 0-1-0-0.  
 Receiving — CAL Toler 6-84, Lyman 5-149, Arrington 5-38, Hall 3-62, Echemandu 3-28, Manderino 3-23, Rust 1-7, Gray 1-3; VT Wilford 8-110, Vick 4-82, Jones 4-25, Shreve 3-93, Johnson, R. 2-55, Willis 2-25, Imoh 1-8.

Attendance: 42,364

the Hokies took a 14-7 lead into halftime. Jones added another short touchdown in the second half, but the Cavaliers scored on every possession of the second half, except the final to run out the clock on their 35-21 win. The loss marked the first time in five years Tech lost to Virginia, and was only the Hokies' eighth loss since 1993 when leading at halftime.

The Hokies capped the 2003-04 season with their 11<sup>th</sup> consecutive bowl appearance, traveling to Phoenix, Ariz. to play the talented California Golden Bears, the only team to defeat No. 1 ranked Southern California during 2003 regular-season play. In a game that saw both teams' quarterbacks throw for nearly 400 yards,

the contest was not decided until the final buzzer. It was a stellar day for the Hokie offense that finished with 551 total yards on the day. Randall was 24-34 for 398 yards and four touchdowns passing, while also adding a touchdown on the ground, accounting for five of Tech's seven scores. Jones contributed 153 rushing yards for his ninth 100-yard game of the season, while the threesome of Wilford, Shreve and Keith Willis combining for five touchdown receptions. Despite the Hokies' prolific offensive attack, the game was decided when California kicker Tyler Fredrickson broke the 49-49 tie with his 35-yard field goal as time expired to lift the Golden Bears over the Hokies by a final score of 52-49.

# 2003 Statistics

Record	Overall	Home	Away	Neutral
All Games	(8-5-0)	(6-1-0)	(2-3-0)	(0-1-0)
Conference	(4-3-0)	(2-1-0)	(2-2-0)	(0-0-0)
Non-Conference	(4-2-0)	(4-0-0)	(0-1-0)	(0-1-0)

Date	Opponent	W/L	Score	Attend.
Aug 31, 2003	UCF	W	49-28	65,115
Sep 06, 2003	JAMES MADISON	W	43-0	65,115
Sep 18, 2003	TEXAS A&M	W	35-19	65,115
Sep 27, 2003	CONNECTICUT	W	47-13	65,115
*Oct 04, 2003	at Rutgers	W	48-22	28,956
*Oct 11, 2003	SYRACUSE	W	51-7	65,115
*Oct 22, 2003	at West Virginia	L	7-28	56,319
*Nov 01, 2003	#2 MIAMI	W	31-7	65,115
*Nov 08, 2003	at #25 Pittsburgh	L	28-31	66,207
*Nov 15, 2003	at Temple (OT)	W	24-23	27,425
*Nov 22, 2003	BOSTON COLLEGE	L	27-34	65,115
Nov 29, 2003	at Virginia	L	21-35	60,943
†Dec 26, 2003	vs. California	L	49-52	42,364

*\*Denotes conference game*  
†Insight Bowl

Score by Quarters	1st	2nd	3rd	4th	OT	Total
Virginia Tech	128	115	102	108	7	460
Opponents	51	65	70	107	6	299

RUSHING	GP	Att	Gain	Loss	Net	Avg	TD	Long	Avg/G
Kevin Jones	13	281	1712	65	1647	5.9	21	80	126.7
Bryan Randall	13	82	512	108	404	4.9	5	75	31.1
Cedric Humes	13	65	386	6	380	5.8	5	58	29.2
Marcus Vick	11	37	189	87	102	2.8	0	17	9.3
Mike Imoh	12	22	93	7	86	3.9	0	13	7.2
John Candelas	4	16	76	0	76	4.8	1	20	19.0
Doug Easlick	13	5	23	0	23	4.6	0	8	1.8
DeAngelo Hall	13	2	24	3	21	10.5	1	24	1.6
Chris Clifton	12	1	0	1	-1	-1.0	0	0	-0.1
Richard Johnson	10	1	0	2	-2	-2.0	0	0	-0.2
TEAM	13	3	0	15	-15	-5.0	0	0	-1.2
Total	13	515	3015	294	2721	5.3	33	80	209.3
Opponents	13	509	2142	374	1768	3.5	20	60	136.0

PASSING	GP	Effic	Att-Cmp-Int	Pct	Yds	TD	Lng	Avg/G
Bryan Randall	13	141.70	245-150-10	61.2	1996	15	55	153.5
Marcus Vick	11	116.67	57-30-5	52.6	475	2	46	43.2
Chris Clifton	12	0.00	1-0-0	0.0	0	0	0	0.0
Richard Johnson	10	0.00	1-0-0	0.0	0	0	0	0.0
Lance Goff	3	360.40	1-1-0	100.0	31	0	31	10.3
Total	13	136.81	305-181-15	59.3	2502	17	55	192.5
Opponents	13	130.73	405-244-15	60.2	3009	19	93	231.5

TEAM STATISTICS	VT	OPP
SCORING	460	299
Points Per Game	35.4	23.0
FIRST DOWNS	264	238
Rushing	130	95
Passing	121	127
Penalty	13	16
RUSHING YARDAGE	2721	1768
Yards gained rushing	3015	2142
Yards lost rushing	294	374
Rushing Attempts	515	509
Average Per Rush	5.3	3.5
Average Per Game	209.3	136.0
TDs Rushing	33	20
PASSING YARDAGE	2502	3009
Att-Comp-Int	305-181-15	405-244-15
Average Per Pass	8.2	7.4
Average Per Catch	13.8	12.3
Average Per Game	192.5	231.5
TDs Passing	17	19
TOTAL OFFENSE	5223	4777
Total Plays	820	914
Average Per Play	6.4	5.2
Average Per Game	401.8	367.5
KICK RETURNS: #-YARDS	36-827	61-1271
PUNT RETURNS: #-YARDS	36-537	21-211
INT RETURNS: #-YARDS	15-404	15-180
KICK RETURN AVERAGE	23.0	20.8
PUNT RETURN AVERAGE	14.9	10.0
INT RETURN AVERAGE	26.9	12.0
FUMBLES-LOST	22-12	32-11
PENALTIES-YARDS	82-712	81-620
Average Per Game	54.8	47.7
PUNTS-YARDS	57-2267	78-3074
Average Per Punt	39.8	39.4
Net punt average	36.1	32.5
TIME OF POSSESSION/GAME	28:47	31:13
3RD-DOWN CONVERSIONS	71/156	82/203
3rd-Down Pct	46%	40%
4TH-DOWN CONVERSIONS	2/5	14/21
4th-Down Pct	40%	67%
SACKS BY-YARDS	32-200	17-93
MISC YARDS	96	0
TOUCHDOWNS SCORED	61	40
FIELD GOALS-ATTEMPTS	12-18	7-16
PAT-ATTEMPTS	58-61	36-38
ATTENDANCE	455805	239850
Games/Avg Per Game	7/65115	5/47970

DEFENSIVE LEADERS	GP	Tackles			Sacks	Pass Def			Fumbles		Blkd	
		Solo	Ast	Total		TFL/Yds	No-Yds	Int-Yds	BrUp	QBH	Rcv-Yds	FF
Michael Crawford	13	72	59	131	12-29	1-0-9	1-44	4	.	.	1	.
Jimmy Williams	13	63	51	114	4-11	.	2-83	5	.	2-0	.	.
Mikal Baaqee	12	64	45	109	3-6	2-0-5	1-0	1	2	.	.	.
Brandon Manning	12	59	45	104	5-27	1-0-15	.	2	5	.	.	.
Vegas Robinson	13	58	43	101	8-27	1-0-8	2-17	3	11	1-18	2	.
DeAngelo Hall	13	63	30	93	3-11	.	1-0	5	1	1-28	1	.
Jonathan Lewis	13	36	33	69	7-16	4-0-14	1-9	1	6	.	2	.
Darryl Tapp	13	32	26	58	9-40	3-0-27	.	.	17	.	1	.
Eric Green	13	41	17	58	2-6	.	3-166	6	1	.	.	1
Vincent Fuller	13	29	27	56	.	.	1-33	7	1	3-50	2	1
Jordan Trott	13	30	18	48	5-6	.	.	1	2	.	.	.
Tim Sandidge	13	21	26	47	3-3	1-0-1	.	2	8	.	.	.
Aaron Rouse	13	19	27	46	3-8	.	.	2	.	.	1	.
Nathaniel Adibi	12	24	21	45	8-44	5-5-39	.	5	19	1-0	1	1
Blake Warren	13	29	14	43	3-9	.	1-4	1	.	.	.	.
Kevin Lewis	12	20	23	43	6-27	4-0-21	.	.	8	.	1	.
James Anderson	13	29	12	41	.	.	.	.	.	.	.	.
Noland Burchette	13	20	21	41	1-8	1-0-8	.	.	9	.	1	.
Colt Colas	12	31	6	37	13-52	6-5-37	.	.	16	.	4	.
Garnell Wilds	6	18	13	31	.	.	1-3	3	.	.	.	.
James Griffin	13	17	10	27	2-15	1-0-13	.	2	1	.	.	.
Mike Daniels	12	13	14	27	.	.	.	.	.	.	.	.
Jason Lallis	11	9	16	25	1-3	1-0-3	1-45	.	3	.	.	.
Isaac Montgomery	8	6	8	14	1-2	.	.	.	1	1-0	1	.
Thomas McClelland	7	5	2	7	.	.	.	.	.	.	.	.
Chad Cooper	8	5	1	6	.	.	.	.	.	1-0	1	.
Doug Easlick	13	3	2	5	.	.	.	.	.	.	.	.
Brian McPherson	9	3	1	4	.	.	.	.	.	1-0	.	.
Bob Ruff	9	.	3	3	.	.	.	1	.	.	.	.
Chad Grimm	8	3	.	3	.	.	.	.	.	.	.	.
Maurice Sharpe	2	.	3	3	.	.	.	.	.	.	.	.
Kevin Jones	13	3	.	3	.	.	.	.	.	.	.	.
Carter Warley	13	.	2	2	.	.	.	.	.	.	.	.
Chris Ceasar	5	2	.	2	.	.	.	.	.	.	.	.
Vinnie Burns	13	1	1	2	.	.	.	.	.	.	.	.
Travis Conway	13	.	2	2	.	.	.	.	.	.	.	.
Brandon Pace	12	1	1	2	.	.	.	.	.	.	.	.
Ernest Wilford	13	2	.	2	.	.	.	.	.	.	.	.
Bryan Randall	13	1	.	1	.	.	.	.	.	.	.	.
Jared Mazzetta	13	.	1	1	.	.	.	.	.	.	.	.
Jeff Scudder	4	1	.	1	.	.	.	.	.	.	1	.
Greg Kezmarsky	1	.	1	1	.	.	.	.	.	.	.	.
Jeff King	13	.	1	1	.	.	.	.	.	.	.	1
Lance Goff	3	.	1	1	.	.	.	.	.	.	.	.
Justin Hamilton	13	1	.	1	.	.	.	.	.	.	.	.
David Clowney	12	.	.	.	.	.	.	.	.	1-0	.	.
Total	13	834	627	1461	99-350	32-200	15-404	50	112	12-96	20	4
Opponents	13	440	489	929	80-231	17-93	15-180	35	12	12-0	10	2

RECEIVING	GP	No.	Yds	Avg	TD	Long	Avg/G
Ernest Wilford	13	55	886	16.1	3	52	68.2
Justin Hamilton	13	23	282	12.3	1	29	21.7
Doug Easlick	13	16	132	8.2	0	36	10.2
Kevin Jones	13	14	161	11.5	0	55	12.4
Richard Johnson	10	13	141	10.8	1	30	14.1
Chris Shreve	7	11	226	20.5	3	53	32.3
Mike Imoh	12	9	113	12.6	3	43	9.4
Keith Willis	13	7	109	15.6	2	32	8.4
DeAngelo Hall	13	7	86	12.3	1	29	6.6
Jeff King	13	6	109	18.2	1	31	8.4
David Clowney	12	5	67	13.4	1	27	5.6
Marcus Vick	11	4	82	20.5	1	36	7.5
Cedric Humes	13	4	31	7.8	0	14	2.4
Jared Mazzetta	13	3	44	14.7	0	19	3.4
Chris Clifton	12	3	20	6.7	0	11	1.7
Steve Canter	5	1	13	13.0	0	13	2.6
Total	13	181	2502	13.8	17	55	192.5
Opponents	13	244	3009	12.3	19	93	231.5

PUNT RETURNS	No.	Yds	Avg	TD	Long
DeAngelo Hall	33	487	14.8	3	60
Mike Imoh	1	3	3.0	0	3
Nathaniel Adibi	1	25	25.0	0	0
Richard Johnson	1	6	6.0	0	6
Chris Clifton	0	16	0.0	1	16
Total	36	537	14.9	4	60
Opponents	21	211	10.0	0	30

INTERCEPTIONS	No.	Yds	Avg	TD	Long
Eric Green	3	166	55.3	2	84
Jimmy Williams	2	83	41.5	1	55
Vegas Robinson	2	17	8.5	0	9
Michael Crawford	1	44	44.0	0	44
Mikal Baaqee	1	0	0.0	0	0
Vincent Fuller	1	33	33.0	0	33
DeAngelo Hall	1	0	0.0	0	0
Jonathan Lewis	1	9	9.0	0	9
Blake Warren	1	4	4.0	0	4
Jason Lallis	1	45	45.0	1	45
Garnell Wilds	1	3	3.0	0	3
Total	15	404	26.9	4	84
Opponents	15	180	12.0	1	58

KICK RETURNS	No.	Yds	Avg	TD	Long
Mike Imoh	18	549	30.5	1	91
Cedric Humes	16	268	16.8	0	33
Blake Warren	1	2	2.0	0	2
Justin Hamilton	1	8	8.0	0	8
Total	36	827	23.0	1	91
Opponents	61	1271	20.8	0	52

FUMBLE RETURNS	No.	Yds	Avg	TD	Long
Vincent Fuller	1	50	50.0	1	50
DeAngelo Hall	1	28	28.0	1	28
Vegas Robinson	1	18	18.0	0	18
Total	3	96	32.0	2	50
Opponents	0	0	0.0	0	0

SCORING	TD	FGs	PATs					Saf	Points
			Kick	Rush	Rcv	Pass	DXP		
Kevin Jones	21	0-0	0-0	0-0	0	0-0	0	0	126
Carter Warley	0	12-18	54-57	0-0	0	0-0	0	0	90
DeAngelo Hall	6	0-0	0-0	0-0	0	0-0	0	0	36
Bryan Randall	5	0-0	0-0	0-0	0	0-0	0	0	30
Cedric Humes	5	0-0	0-0	0-0	0	0-0	0	0	30
Mike Imoh	4	0-0	0-0	0-0	0	0-0	0	0	24
Chris Shreve	3	0-0	0-0	0-0	0	0-0	0	0	18
Ernest Wilford	3	0-0	0-0	0-0	0	0-0	0	0	18
Keith Willis	2	0-0	0-0	0-0	0	0-0	0	0	12
Eric Green	2	0-0	0-0	0-0	0	0-0	0	0	12
John Candelas	1	0-0	0-0	0-0	0	0-0	0	0	6
Marcus Vick	1	0-0	0-0	0-0	0	0-0	0	0	6
David Clowney	1	0-0	0-0	0-0	0	0-0	0	0	6
Jeff King	1	0-0	0-0	0-0	0	0-0	0	0	6
Chris Clifton	1	0-0	0-0	0-0	0	0-0	0	0	6
Richard Johnson	1	0-0	0-0	0-0	0	0-0	0	0	6
Jason Lallis	1	0-0	0-0	0-0	0	0-0	0	0	6
Jimmy Williams	1	0-0	0-0	0-0	0	0-0	0	0	6
Justin Hamilton	1	0-0	0-0	0-0	0	0-0	0	0	6
Vincent Fuller	1	0-0	0-0	0-0	0	0-0	0	0	6
Brandon Pace	0	0-0	4-4	0-0	0	0-0	0	0	4
Total	61	12-18	58-61	0-0	0	0-0	0	0	460
Opponents	40	7-16	36-38	0-0	1	1-2	0	0	299

TOTAL OFFENSE	G	Plays	Rush	Pass	Total	Avg/G
Bryan Randall	13	327	404	1996	2400	184.6
Kevin Jones	13	281	1647	0	1647	126.7
Marcus Vick	11	94	102	475	577	52.5
Cedric Humes	13	65	380	0	380	29.2
Mike Imoh	12	22	86	0	86	7.2
John Candelas	4	16	76	0	76	19.0
Lance Goff	3	1	0	31	31	10.3
Doug Easlick	13	5	23	0	23	1.8
DeAngelo Hall	13	2	21	0	21	1.6
Chris Clifton	12	2	-1	0	-1	-0.1
Richard Johnson	10	2	-2	0	-2	-0.2
TEAM	13	3	-15	0	-15	-1.2
Total	13	820	2721	2502	5223	401.8
Opponents	13	914	1768	3009	4777	367.5

FIELD GOALS	FGM-FGA	Pct	01-19	20-29	30-39	40-49	50-99	Lg	Blk
Carter Warley	12-18	66.7	0-0	6-8	5-6	1-4	0-0	43	1

FG SEQUENCE	Virginia Tech	OPPONENTS
UCF	21	-
James Madison	(43),(23),(26)	23
Texas A&M	-	(22), (20)
Connecticut	(38),(35)	40
Rutgers	41	43
Syracuse	(34),(23),(24)	40
West Virginia	39	-
Miami	(39)	39
Pittsburgh	-	(34)
Temple	(26)	40,(37),50
Boston College	(22),(35)	(25),44,(29)
Virginia	-	52
California	40,45,28	(35)

Numbers in (parentheses) indicate field goal was made.

PUNTING	No.	Yds	Avg	Long	TB	FC	I20	Blkd
Vinnie Burns	57	2267	39.8	62	7	7	15	0
Total	57	2267	39.8	62	7	7	15	0
Opponents	78	3074	39.4	71	5	4	18	1

ALL PURPOSE	G	Rush	Rec	PR	KOR	IR	Tot	Avg/G
Kevin Jones	13	1647	161	0	0	0	1808	139.1
Ernest Wilford	13	0	886	0	0	0	886	68.2
Mike Imoh	12	86	113	3	549	0	751	62.6
Cedric Humes	13	380	31	0	268	0	679	52.2
DeAngelo Hall	13	21	86	487	0	0	594	45.7
Bryan Randall	13	404	0	0	0	0	404	31.1
Justin Hamilton	13	0	282	0	8	0	290	22.3
Chris Shreve	7	0	226	0	0	0	226	32.3
Marcus Vick	11	102	82	0	0	0	184	16.7
Eric Green	13	0	0	0	0	166	166	12.8
Doug Easlick	13	23	132	0	0	0	155	11.9
Richard Johnson	10	-2	141	6	0	0	145	14.5
Jeff King	13	0	109	0	0	0	109	8.4
Keith Willis	13	0	109	0	0	0	109	8.4
Jimmy Williams	13	0	0	0	0	83	83	6.4
John Candelas	4	76	0	0	0	0	76	19.0
David Clowney	12	0	67	0	0	0	67	5.6
Jason Lallis	11	0	0	0	0	45	45	4.1
Jared Mazzetta	13	0	44	0	0	0	44	3.4
Michael Crawford	13	0	0	0	0	44	44	3.4
Chris Clifton	12	-1	20	16	0	0	35	2.9
Vincent Fuller	13	0	0	0	0	33	33	2.5
Nathaniel Adibi	12	0	0	25	0	0	25	2.1
Vegas Robinson	13	0	0	0	0	17	17	1.3
Steve Canter	5	0	13	0	0	0	13	2.6
Jonathan Lewis	13	0	0	0	0	9	9	0.7
Blake Warren	13	0	0	0	2	4	6	0.5
Garnell Wilds	6	0	0	0	0	3	3	0.5
TEAM	13	-15	0	0	0	0	-15	-1.2
Total	13	2721	2502	537	827	404	6991	537.8
Opponents	13	1768	3009	211	1271	180	6439	495.3

# 2003 Season Superlatives

## Tech Individual Game Highs

Rushes .....30	Kevin Jones vs Texas A&M (Sep 18, 2003)
	Kevin Jones at Pittsburgh (Nov 08, 2003)
Yards Rushing ..... 241	Kevin Jones at Pittsburgh (Nov 08, 2003)
TD Rushes.....4	Kevin Jones at Pittsburgh (Nov 08, 2003)
Long Rush .....80	Kevin Jones at Pittsburgh (Nov 08, 2003)
Pass attempts .....34	Bryan Randall vs California (Dec 26, 2003)
Pass completions .....24	Bryan Randall vs California (Dec 26, 2003)
Yards Passing .....398	Bryan Randall vs California (Dec 26, 2003)
TD Passes ..... 4	Bryan Randall at Rutgers (Oct 04, 2003)
	Bryan Randall vs California (Dec 26, 2003)
Long Pass.....55	Bryan Randall vs Boston College (Nov 22, 2003)
Receptions..... 9	Ernest Wilford vs UCF (Aug 31, 2003)
Yards Receiving ..... 110	Ernest Wilford vs California (Dec 26, 2003)
TD Receptions..... 2	Mike Imoh at Rutgers (Oct 04, 2003)
	Chris Shreve at Rutgers (Oct 04, 2003)
	Keith Willis vs California (Dec 26, 2003)
Long Reception .....55	Kevin Jones vs Boston College (Nov 22, 2003)
Field Goals .....3	Carter Warley vs James Madison (Sep 06, 2003)
	Carter Warley vs Syracuse (Oct 11, 2003)
Long Field Goal .....43	Carter Warley vs James Madison (Sep 06, 2003)
Punts .....8	Vinnie Burns vs Miami (Nov 01, 2003)
Punting Avg .....46.8	Vinnie Burns vs Syracuse (Oct 11, 2003)
Long Punt .....62	Vinnie Burns vs Syracuse (Oct 11, 2003)
	Vinnie Burns at West Virginia (Oct 22, 2003)
Long Punt Return .....60	DeAngelo Hall vs Syracuse (Oct 11, 2003)
Long Kickoff Return....91	Mike Imoh vs Connecticut (Sep 27, 2003)
Tackles.....18	Michael Crawford vs Texas A&M (Sep 18, 2003)
Sacks..... 2.5	Jonathan Lewis vs Miami (Nov 01, 2003)
Tackles For Loss..... 4.0	Michael Crawford vs Texas A&M (Sep 18, 2003)
Interceptions..... 1	Jason Lallis vs UCF (Aug 31, 2003)
	DeAngelo Hall vs James Madison (Sep 06, 2003)
	Garnell Wilds vs Texas A&M (Sep 18, 2003)
	Eric Green vs Connecticut (Sep 27, 2003)
	Jimmy Williams at Rutgers (Oct 04, 2003)
	Vegas Robinson at Rutgers (Oct 04, 2003)
	Blake Warren at Rutgers (Oct 04, 2003)
	Jonathan Lewis at Rutgers (Oct 04, 2003)
	Eric Green vs Miami (Nov 01, 2003)
	Vincent Fuller vs Miami (Nov 01, 2003)
	Michael Crawford vs Miami (Nov 01, 2003)
	Mikal Baaqee at Pittsburgh (Nov 08, 2003)
	Eric Green vs Boston College (Nov 22, 2003)
	Jimmy Williams vs Boston College (Nov 22, 2003)
	Vegas Robinson at Virginia (Nov 29, 2003)

## Tech Team Game Highs

Rushes .....53	vs James Madison (Sep 06, 2003)
Yards Rushing ..... 337	vs Syracuse (Oct 11, 2003)
Yards Per Rush..... 8.8	vs Connecticut (Sep 27, 2003)
TD Rushes..... 5	vs James Madison (Sep 06, 2003)
Pass attempts .....38	vs UCF (Aug 31, 2003)
Pass completions .....29	vs UCF (Aug 31, 2003)
Yards Passing ..... 398	vs California (Dec 26, 2003)
Yards Per Pass ..... 11.1	vs California (Dec 26, 2003)
TD Passes ..... 4	vs UCF (Aug 31, 2003)
	at Rutgers (Oct 04, 2003)
	vs California (Dec 26, 2003)
Total Plays .....81	vs UCF (Aug 31, 2003)
Total Offense ..... 551	vs California (Dec 26, 2003)
Yards Per Play ..... 8.9	vs California (Dec 26, 2003)
Points.....51	vs Syracuse (Oct 11, 2003)
Sacks By..... 5	at Pittsburgh (Nov 08, 2003)
	at Temple (Nov 15, 2003)
First Downs.....36	vs UCF (Aug 31, 2003)
Penalties ..... 13	at West Virginia (Oct 22, 2003)
Penalty Yards ..... 116	at West Virginia (Oct 22, 2003)
Turnovers..... 4	at Rutgers (Oct 04, 2003)
	at West Virginia (Oct 22, 2003)
	at Pittsburgh (Nov 08, 2003)
Interceptions By..... 4	at Rutgers (Oct 04, 2003)



Jonathan Lewis

## Opponent Individual Game Highs

Rushes .....38	KNIGHT, Derrick, vs Boston College (Nov 22, 2003)
Yards Rushing ..... 197	KNIGHT, Derrick, vs Boston College (Nov 22, 2003)
TD Rushes..... 3	LUNDY, W., at Virginia (Nov 29, 2003)
Long Rush .....60	KNIGHT, Derrick, vs Boston College (Nov 22, 2003)
Pass attempts .....46	SCHAUB, M., at Virginia (Nov 29, 2003)
Pass completions .....32	SCHAUB, M., at Virginia (Nov 29, 2003)
Yards Passing ..... 394	RODGERS, Aaron, vs California (Dec 26, 2003)
TD Passes ..... 3	SCHNEIDER, Ryan, vs UCF (Aug 31, 2003)
Long Pass.....93	MARSHALL, R., at West Virginia (Oct 22, 2003)
Receptions.....13	MILLER, H., at Virginia (Nov 29, 2003)
Yards Receiving ..... 149	LYMAN, Chase, vs California (Dec 26, 2003)
TD Receptions..... 2	CAPERS, Tavaris, vs UCF (Aug 31, 2003)
	ADAMS, Grant, vs Boston College (Nov 22, 2003)
Long Reception .....93	GARVIN, Travis, at West Virginia (Oct 22, 2003)
Field Goals ..... 2	PEGRAM, Todd, vs Texas A&M (Sep 18, 2003)
	SCIORTINO, S., vs Boston College (Nov 22, 2003)
Long Field Goal .....37	DAVIS, Jared, at Temple (Nov 15, 2003)
Punts .....12	CARNEY, Brendan, vs Syracuse (Oct 11, 2003)
Punting Avg .....55.7	PRATER, Matt, vs UCF (Aug 31, 2003)
Long Punt .....71	PRATER, Matt, vs UCF (Aug 31, 2003)
	GOMULINSKI, J., vs Boston College (Nov 22, 2003)
Long Punt Return .....30	TAYLOR, Sean, vs Miami (Nov 01, 2003)
Long Kickoff Return....52	BLACKMON, Will, vs Boston College (Nov 22, 2003)
Tackles.....18	BIGBY, Atari, vs UCF (Aug 31, 2003)
Sacks..... 2.5	ORR, Raheem, at Rutgers (Oct 04, 2003)
Tackles For Loss..... 5.0	POE, Antoine, vs UCF (Aug 31, 2003)
Interceptions..... 2	KING, Brian, at West Virginia (Oct 22, 2003)

## Opponent Team Game Highs

Rushes .....59	at West Virginia (Oct 22, 2003)
Yards Rushing ..... 264	at West Virginia (Oct 22, 2003)
Yards Per Rush..... 5.5	at Temple (Nov 15, 2003)
TD Rushes..... 5	vs California (Dec 26, 2003)
Pass attempts .....47	vs Miami (Nov 01, 2003)
Pass completions .....32	at Virginia (Nov 29, 2003)
Yards Passing ..... 394	vs California (Dec 26, 2003)
Yards Per Pass .....11.6	at West Virginia (Oct 22, 2003)
TD Passes ..... 3	vs UCF (Aug 31, 2003)
Total Plays .....85	vs Miami (Nov 01, 2003)
Total Offense ..... 530	vs California (Dec 26, 2003)
Yards Per Play ..... 7.0	vs California (Dec 26, 2003)
Points.....52	vs California (Dec 26, 2003)
Sacks By..... 4	at West Virginia (Oct 22, 2003)
First Downs.....27	vs California (Dec 26, 2003)
Penalties.....14	vs Miami (Nov 01, 2003)
Penalty Yards ..... 117	vs Miami (Nov 01, 2003)
Turnovers..... 4	at Rutgers (Oct 04, 2003)
	vs Miami (Nov 01, 2003)
	vs Boston College (Nov 22, 2003)
Interceptions By..... 3	at Rutgers (Oct 04, 2003)
	at West Virginia (Oct 22, 2003)



## 2003: GAME 1 REVIEW

# Virginia Tech Goes to the Air in 49-28 Win Over UCF

Sunday, Aug. 31, 2003 • Lane Stadium/Worsham Field • Blacksburg, Va.

BLACKSBURG, Va. —

A record crowd looked on as Virginia Tech piled up over 500 yards of offense and a school-record 36 first downs on the way to a 49-28 victory against UCF.

Tech quarterbacks Bryan Randall and Marcus Vick combined for 380 yards passing and four TD passes as the Hokies compiled 532 total yards. Together they completed 29 of 38 passes, with Randall going 22-for-28.

The Hokies scored on their first four possessions to build a 28-0 lead, but UCF fought back to within seven points early in the fourth quarter. Tech countered with a touchdown pass by Randall and an interception return for a TD by defensive tackle Jason Lallis during a 39-second span to secure the victory.



UCF	0	14	0	14	—	28
Virginia Tech	14	14	0	21	—	49

VT (9:53 re 1st) — Jones 1 run (Warley kick)  
 VT (4:29 re 1st) — Johnson 21 pass from Randall (Warley kick)  
 VT (13:15 re 2nd) — Hamilton 7 pass from Randall (Warley kick)  
 VT (8:52 re 2nd) — Jones 18 run (Warley kick)  
 UCF (6:43 re 2nd) — Capers 11 pass from Schneider (Prater kick)  
 UCF (1:25 re 2nd) — Hayes 16 run (Prater kick)  
 UCF (14:50 re 4th) — Capers 7 pass from Schneider (Prater kick)  
 VT (12:11 re 4th) — Hall 29 pass from Randall (Warley kick)  
 VT (11:32 re 4th) — Lallis 45 interception return (Warley kick)  
 VT (4:39 re 4th) — Clowney 27 pass from Vick (Warley kick)  
 UCF (0:29 re 4th) — Johnson 11 pass from Schneider (Prater kick)

Team Stats	UCF	VT
First downs	16	36
Rushes-yds.	19-76	43-152
Passing yds.	259	380
Return yds.	6	47
Passes	24-36-1	29-38-0
Punts-avg.	6-56	2-40
Fumbles-lost	3-1	1-1
Penalties-yds.	5-42	5-46
Time of poss.	23:53	36:07
Sacks by	0-0	3-19

### Individual Leaders

Rushing — UCF, Haynes 10-81, Capers 1-4, Wilcox 2-3, Brown 1-3, Schneider 5-(-15); VT, Jones 22-83, Humes 9-45, Randall 6-18, Imoh 4-10, Team 1-(-1), Hall 1-(-3).

Passing — UCF, Schneider 23-35-1-203, Marshall 1-1-0-56; VT, Randall 22-28-0-278, Vick 7-10-0-102.

Receiving — UCF, Capers 9-76, Peterson 5-26, Haynes 3-27, Johnson 2-67, Marshall 2-40, Walker 1-22, Brown 1-2, Wilcox 1-(-1); VT, Wilford 9-96, Hamilton 4-55, Johnson 4-48, Hall 2-41, Clowney 2-37, Willis 2-26, Easlick 2-20, King 1-23, Shreve 1-15, Clifton 1-11, Jones 1-8.

Attendance: 65,115

*Bryan Randall hit 22 of 28 passes for 278 yards against the Golden Knights.*

## A CLOSER LOOK

• Quarterback Bryan Randall (Williamsburg, Va.) was named the BIG EAST Offensive Player of the Week for his performance in the UCF game. Randall completed 22 of 28 passes in the game for 278 yards and three touchdowns. He also added 18 yards on the ground. The junior signal-caller directed Tech on scoring drives of 80, 62 and 76 yards in his first three series. He also directed a key 67-yard drive in the final quarter.

• Virginia Tech set a school record with 36 first downs during the UCF game. The previous record was 34 against Akron in 1991.

• All four Tech touchdown passes in the UCF game went to receivers who had never had TD catches for the Hokies. Juniors Richard Johnson (Baltimore, Md.) and DeAngelo Hall (Chesapeake, Va.), sophomore Justin Hamilton (Clintwood, Va.) and true freshman David Clowney (Delray Beach, Fla.) posted their first collegiate TD catches.

• The sellout crowd of 65,115 was the largest in Lane Stadium history and marked the largest crowd to see a football game in the commonwealth of Virginia. The previous high was 65,097 for last year's Virginia game in Blacksburg.

• Free safety Jimmy Williams (So.; Hampton, Va.), offensive guard Will Montgomery (r-So.; Clifton, Va.) and defensive end Darryl Tapp (So.; Chesapeake, Va.) made their first collegiate starts against UCF.

• Defensive tackle Jason Lallis (r-Jr.; Mitchellville, Md.) intercepted a pass and returned it 45 yards for a touchdown against UCF. Lallis had a 59-yard fumble return for a TD in last year's season opener.

## 2003: GAME 2 REVIEW

# Hokies Blank JMU to Post 600th All-Time Victory

Saturday, Sept. 6, 2003 • Lane Stadium/Worsham Field • Blacksburg, Va.

BLACKSBURG, Va. — Virginia Tech picked up its 600th all-time football victory with a 43-0 shutout against James Madison

University at Lane Stadium/Worsham Field.

The Tech offense piled up 487 total yards during the game, including 303

yards rushing. Tailback Cedric Humes ran for three touchdowns after starter Kevin Jones was knocked out of the game by an injury. Quarterback Bryan Randall added a 47-yard TD run and 153 yards passing.

Defensively, the Hokies forced three turnovers and limited the Dukes to just 143 yards overall. JMU finished

with only 18 yards rushing in the game and converted on just five of 13 third-down plays. Defensive end Cols Colas and rover Michael Crawford both contributed quarterback sacks for the Hokies.

Tech junior DeAngelo Hall set up a touchdown with an interception and two field goals with punt returns of 49 and 47 yards.

<b>JMU</b>	<b>0</b>	<b>0</b>	<b>0</b>	<b>0</b>	<b>—</b>	<b>0</b>
<b>Virginia Tech</b>	<b>7</b>	<b>13</b>	<b>16</b>	<b>7</b>	<b>—</b>	<b>43</b>

VT (10:35 re 1st) — Randall 47 run (Warley kick)  
 VT (9:30 re 2nd) — FG Warley 43  
 VT (8:02 re 2nd) — FG Warley 23  
 VT (1:49 re 2nd) — Humes 11 run (Warley kick)  
 VT (8:58 re 3rd) — Humes 1 run (kick blocked)  
 VT (6:57 re 3rd) — Humes 10 run (Warley kick)  
 VT (1:48 re 3rd) — FG Warley 26  
 VT (1:09 re 4th) — Candelas 3 run (Warley kick)

Team Stats	JMU	VT
First downs	8	25
Rushes-yds.	36-18	53-303
Passing yds.	125	184
Return yds.	0	111
Passes	8-16-1	14-22-0
Punts-avg.	6-45	1-38
Fumbles-lost	4-2	2-2
Penalties-yds.	6-31	8-60
Time of poss.	27:19	32:41
Sacks by	0-0	2-15

### Individual Leaders

Rushing — JMU, Banks 21-53, Binns 6-8, Iorio 1-(-1), Hines 5-(-4), LeZotte 2-(-15), Team 1-(-23); VT, Humes 15-75, Imoh 11-60, Jones 12-57, Randall 4-55, Candelas 9-49, Easlick 1-8, Clifton 1-(-1).

Passing — JMU, LeZotte 6-11-1-68, Cooke 2-5-0-57; VT, Randall 13-20-0-153, Clifton 0-1-0-0, Goff 1-1-0-31.

Receiving — JMU, Harrison 3-44, Boxley 2-52, Hinds 1-18, Harris 1-6, Banks 1-5; VT, Wilford 4-58, Hamilton 4-56, King 1-31, Jones 1-10, Clowney 1-9, Hall 1-9, Willis 1-8, Imoh 1-3.

Attendance: 65,115

## A CLOSER LOOK

• Virginia Tech quarterback Bryan Randall's 47-yard touchdown run in the first quarter of the JMU game was the longest rush of his Tech career at the time. Randall (Williamsburg, Va.) had a 34-yard run against West Virginia during the 2002 season.

• Redshirt sophomore tailback Cedric Humes (Virginia Beach, Va.) scored his first collegiate touchdown on an 11-yard, second quarter run against JMU. Humes picked up his second and third career TDs in the third quarter of the game on runs of 1 and 10 yards, respectively.

• Aaron Rouse (Virginia Beach, Va.) made his first Tech start in the game against JMU. Rouse, a redshirt freshman whip linebacker, saw action on 39 defensive plays and graded tops on the unit. He contributed 10 tackles, forced a fumble on defense and added another tackle on special teams.

• Kicker Carter Warley (r-Sr.; Richmond, Va.) made all three of his field goal attempts against JMU. It marked Tech's first game with three successful field goals since the 2000 season when Warley booted three at UCF. Warley scored a total of 13 points against the Dukes.



James Anderson tackles a JMU ballcarrier in the Hokies' shutout victory.

• Tech's offensive line posted 18 knockdown blocks against JMU, including four each from guard Will Montgomery (r-So.; Clifton, Va.) and tackle Jon Dunn (r-Jr.; Virginia Beach, Va.). Montgomery graded out a team-best 94 percent for the game.

• Lance Goff (Wytheville, Va.) played nine snaps at quarterback in the JMU game. The redshirt junior walk-on attempted his first varsity pass during the contest, completing it for a 31-yard gain.

## 2003: GAME 3 REVIEW

# Tech Rides Out the Storm for 35-19 Win Over Aggies

Thursday, Sept. 18, 2003 • Lane Stadium/Worsham Field • Blacksburg, Va.

BLACKSBURG, Va. — Virginia Tech held off Texas A&M and Hurricane Isabel for a 35-19 Thursday night victory on ESPN at Lane Stadium/Worsham Field. More than 60,000 fans braved the wet, windy weather to watch Tech pull away in the fourth quarter.

Tech was clinging to a 21-19 lead when Kevin Jones and Bryan Randall sparked an 80-yard touchdown drive midway through the fourth quarter. Jones rushed for 42 yards on the drive, and Randall made two key runs, including a 12-yard keeper for the TD. A fumble on the ensuing kickoff gave Tech a chance to put the game away. Jones did the honors with an 11-yard TD run after Randall completed an 11-yard pass to Ernest Wilford on a fourth-and-two play. Jones finished with 188 yards on the ground and three touchdowns.

Michael Crawford led a Tech defense that gave up just 56 yards in the second half of play. He led the Hokies with 18 total tackles.



Michael Crawford drags down an A&M runner for one of the 18 tackles he registered against the Aggies.

Texas A&M	3	9	0	7	—	19
Virginia Tech	7	7	7	14	—	35

VT (10:54 re 1st) — Jones 1 run (Warley kick)  
 A&M (3:23 re 1st) — FG Pegram 22  
 VT (13:03 re 2nd) — King 10 pass from Randall (Warley kick)  
 A&M (7:55 re 2nd) — FG Pegram 20  
 A&M (1:15 re 2nd) — C. Lewis 2 run (pass failed)  
 VT (12:53 re 3rd) — Jones 2 run (Warley kick)  
 A&M (14:24 re 4th) — Van Zant 15 pass from McNeal (Pegram kick)  
 VT (8:20 re 4th) — Randall 12 run (Warley kick)  
 VT (5:33 re 4th) — Jones 11 run (Warley kick)

Team Stats	A&M	VT
First downs	16	22
Rushes-yds.	39-102	47-273
Passing yds.	170	63
Return yds.	25	5
Passes	14-26-1	9-13-1
Punts-avg.	4-27	3-36
Fumbles-lost	1-1	3-1
Penalties-yds.	9-71	6-64
Time of poss.	30:43	29:17
Sacks by	0-0	3-38

### Individual Leaders

Rushing — A&M, McNeal 12-47, C. Lewis 11-31, Joseph 5-22, Scates 1-15, Farmer 8-8, Long 2-(-21); VT, Jones 30-188, Randall 9-59, Humes 6-33, Easlick 1-2, Vick 1-(-9).

Passing — A&M, McNeal 11-21-1-133, Long 3-4-0-37; VT, Randall 9-13-1-108.

Receiving — A&M, Van Zant 7-102, Murphy 4-48, Riley 1-13, Carter 1-9, Farmer 1-(-2); VT, Johnson 3-13, Easlick 2-18, Wilford 1-11, King 1-10, Jones 1-6, Shreve 1-5.

Attendance: 65,115

## A CLOSER LOOK

- Junior tailback Kevin Jones (Chester, Pa.) rushed for 188 yards on 30 carries during the Texas A&M game. Jones' previous high for rushing was 181 yards against Virginia during his freshman season in 2001.

- Starting rover back Michael Crawford (r-Sr.; Baltimore, Md.) was all over the field against the Aggies. Crawford was in on 18 total tackles, including 11 solo tackles. Four of Crawford's tackles came behind the line of scrimmage for losses of six yards. He also broke up a Texas A&M pass. Crawford was named the BIG EAST Conference Defensive Player of the Week for his performance.

- Texas A&M became the first team to score in the first quarter against Tech during the 2003 season. The Aggies got a 22-yard field goal from Todd Pegram in the opening quarter of play.

- Senior cornerback Garnell Wilds (Tampa, Fla.) picked up his ninth career pass interception during the A&M game. Wilds is joined at nine picks on the Tech interception list by three other players, including Tech head coach Frank Beamer.

- After allowing Texas A&M 216 yards of total offense during the first half of play, Virginia Tech's defense held the Aggies to just 56 total yards during the final two quarters of the game. After pulling within two points on a touchdown at the 14:24 mark of the fourth quarter, Texas A&M managed just nine offensive plays and minus-one yard offense the rest of the game.

- Texas A&M's 98-yard touchdown drive was the longest against Tech since a 98-yard TD drive by Boston College in the final regular-season game of the 1999 season.

## 2003: GAME 4 REVIEW

# Hokies Use BeamerBall to Hand UConn 47-13 Defeat

Saturday, Sept. 27, 2003 • Lane Stadium/Worsham Field • Blacksburg, Va.

BLACKSBURG, Va. — Virginia Tech scored on offense, defense and special teams to pick up its fourth straight home win with a 47-13

decision against the University of Connecticut.

Tech's offense only controlled the football for a little more than 18 minutes during

the game, but made the most of its time, averaging 7.8 yards per play. The Hokies' defense and special teams also chipped in to offset the Huskies' sizeable advantage in time of possession. The defense contributed an interception return for a touchdown, while

the special teams supplied touchdowns on a kickoff return and a blocked kick.

Tailbacks Kevin Jones and Cedric Humes combined for 179 yards rushing and a pair of touchdowns as Tech piled up 245 yards on the ground.

<b>UConn</b>	<b>0</b>	<b>0</b>	<b>7</b>	<b>6</b>	<b>—</b>	<b>13</b>
<b>Virginia Tech</b>	<b>10</b>	<b>17</b>	<b>13</b>	<b>7</b>	<b>—</b>	<b>47</b>

VT (8:29 re 1st) — FG Warley 38  
 VT (6:52 re 1st) — Wilford 28 pass from Randall (Warley kick)  
 VT (9:09 re 2nd) — Green 84 interception return (Warley kick)  
 VT (3:10 re 2nd) — Jones 23 run (Warley kick)  
 VT (0:38 re 2nd) — FG Warley 35  
 VT (14:49 re 3rd) — Imoh 91 kickoff return (Warley kick)  
 VT (10:28 re 3rd) — Clifton 16 blocked punt return (kick failed)  
 UConn (0:06 re 3rd) — Cutaita 6 pass from Orlovsky (Vicidomino kick)  
 UConn (7:20 re 4th) — Henry 27 pass from Orlovsky (kick failed)  
 VT (6:44 re 4th) — Humes 58 run (Pace kick)

Team Stats	UConn	VT
First downs	19	16
Rushes-yds.	44-127	28-245
Passing yds.	316	123
Return yds.	16	174
Passes	25-40-1	10-19-0
Punts-avg.	9-39	6-45
Fumbles-lost	0-0	1-0
Penalties-yds.	8-50	3-33
Time of poss.	41:24	18:36
Sacks by	1-1	0-0

### Individual Leaders

Rushing — UConn, Brockington 16-53, Lawrence 18-48, Anderson 4-26, Caulley 2-6, Orlovsky 4-(-6); VT, Jones 12-105, Humes 5-74, Randall 4-47, Candelas 1-13, Vick 2-6, Imoh 2-5, Johnson 1-(-2), Team 1-(-3).

Passing — UConn, Orlovsky 25-40-1-316; VT, Randall 6-14-0-64, Vick 4-5-0-59.

Receiving — UConn, Feldeisen 7-90, Wilson 3-40, Williams 3-27, Cutaita 2-53, McClowry 2-40, Henry 2-40, Murray 2-18, Anderson 2-5, Young 1-2, Lawrence 1-1; VT, Wilford 4-59, Shreve 2-20, Humes 1-14, Clowney 1-14, Canter 1-13, Clifton 1-3.

Attendance: 65,115

## A CLOSER LOOK

• Virginia Tech scored points in seven different ways during its win over UConn. The Hokies scored on two field goals, two touchdown runs, a touchdown pass, a pass interception, a kickoff return, a blocked punt and five extra point kicks. The last time Tech scored points seven different ways in a game was during a 62-0 win over Syracuse in 1999.

• Junior tailback Kevin Jones (Chester, Pa.) rushed for 105 yards during the UConn game. It marked Jones' eighth 100-yard game overall and his fifth in seven regular-season starts.

• Tech's offense had the football for just 18:36 during the game. That ranks as the Hokies' lowest time of possession since the statistic became a part of NCAA forms in 1982. The previous recorded low for a Tech team was 20:01 in a 1994 loss to Virginia.

• Tech's 47 offensive plays against the Huskies represented the third-lowest total for the Hokies during the past 27 seasons. Tech had 40 offensive plays in a 1998 loss at Syracuse and 46 offensive plays in a 2002 home win against LSU.



*Eric Green returns an interception 84 yards for a score against UConn.*

• When sophomore Mike Imoh (Fairfax, Va.) returned the second half kickoff 91 yards for a touchdown, it marked Tech's first kickoff return for a TD since 1992. Tony Kennedy had a 91-yard return for a touchdown at Louisville that season.

• Redshirt sophomore tailback Cedric Humes (Virginia Beach, Va.) averaged 14.8 yards per carry during the UConn game. Humes turned in the longest run of his Tech career when he sprinted 58 yards for a touchdown in the fourth quarter. He had 74 yards on five carries.

## 2003: GAME 5 REVIEW

# Randall Guides Hokies to BIG EAST Win at Rutgers

Saturday, Oct. 4, 2003 • Rutgers Stadium • Piscataway, N.J.

PISCATAWAY, N.J. — Quarterback Bryan Randall passed for four touchdowns as Virginia Tech won its BIG EAST Conference opener 48-22 at Rutgers.

The Scarlet Knights took advantage of a Tech fumble to score first, but the Hokies quickly took control by scoring 41 unanswered

points. Three Randall touchdown passes during the first 17 minutes of play got the Tech offense rolling. The Hokies piled up a total of 473 yards of offense, including 287 through the air. Randall was 16-for-22 passing for 250 yards.

Junior tailback Kevin Jones posted his third-straight 100-yard rushing game with 118

yards on 26 carries. Jones and fellow tailback Cedric Humes both contributed touchdowns.

The Tech defense

intercepted four passes, one of which was returned 55 yards for a touchdown by sophomore safety Jimmy Williams.



Chris Shreve races for one of the two touchdowns he scored against Rutgers.

## A CLOSER LOOK

In each of its last three visits to Rutgers, Virginia Tech has had a different quarterback pass for four touchdowns. Junior Bryan Randall (Williamsburg, Va.) became the most recent Tech signal-caller to accomplish the feat with four TD passes in the Hokies' 48-22 victory. Michael Vick had four touchdown passes during Tech's 1999 visit to RU, while Grant Noel passed for four TDs when the Hokies visited in 2001.

Rutgers' touchdown with 12:48 left in the first quarter was the first TD allowed by Tech in the opening quarter this season. When

<b>Virginia Tech</b>	<b>21</b>	<b>13</b>	<b>7</b>	<b>7</b>	<b>—</b>	<b>48</b>
<b>Rutgers</b>	<b>7</b>	<b>0</b>	<b>0</b>	<b>15</b>	<b>—</b>	<b>22</b>

RU (12:48 re 1st) — Tucker 17 pass from Hart (Musiek kick)  
 VT (10:19 re 1st) — Shreve 28 pass from Randall (Warley kick)  
 VT (8:04 re 1st) — Shreve 45 pass from Randall (Warley kick)  
 VT (3:41 re 1st) — Jones 5 run (Warley kick)  
 VT (13:50 re 2nd) — Imoh 10 pass from Randall (Warley kick)  
 VT (0:16 re 2nd) — Williams 55 interception return (kick blocked)  
 VT (9:21 re 3rd) — Imoh 10 pass from Randall (Warley kick)  
 RU (12:57 re 4th) — Hairston 21 run (Musiek kick)  
 RU (12:39 re 4th) — Johnson 47 interception return (Leonard pass fr Hart)  
 VT (3:50 re 4th) — Humes 35 run (Warley kick)

<b>Team Stats</b>	<b>VT</b>	<b>RU</b>
First downs	23	15
Rushes-yds.	42-186	31-129
Passing yds.	287	182
Return yds.	78	63
Passes	18-28-3	16-33-4
Punts-avg.	4-41	7-34
Fumbles-lost	1-1	1-0
Penalties-yds.	8-83	9-65
Time of poss.	32:52	27:08
Sacks by	2-15	3-19

### Individual Leaders

Rushing — VT, Jones 26-118, Humes 6-45, Randall 6-24, Candelas 2-5, Vick 2-(-4); RU, Leonard 12-76, Hairston 15-57, Pittman 1-3, Hart 3-(-7).

Passing — VT, Randall 16-22-1-250, Vick 2-6-2-37; RU, Hart 16-33-4-182.

Receiving — VT, Shreve 4-93, Wilford 4-66, Imoh 3-29, Hamilton 3-28, Hall 2-23, Willis 1-32, Mazzetta 1-16; RU, Tucker 4-40, Leonard 4-30, Moses 3-41, Andre 2-55, Facyson 2-8, Daniels 1-8.

Attendance: 28,956

RU took a 7-0 lead, the Scarlet Knights became the first team to lead the Hokies in 2003.

Both Chris Shreve (Mouth of Wilson, Va.) and Mike Imoh (Fairfax, Va.) caught two touchdown passes in the Rutgers game. The touchdowns were the first for Shreve, who was making his first career start. The last time Tech had two players with two TD catches each in a game was a 1999 contest at Rutgers when André Davis and Ricky Hall accomplished the feat.

Sophomore Jimmy Williams (Hampton, Va.) posted his first collegiate touchdown with a 55-yard interception return.

Defensive tackle Jonathan Lewis (Richmond, Va.) recorded his first collegiate interception in the Rutgers game. He became the sixth different tackle to intercept a pass for Tech during Coach Frank Beamer's tenure as head coach.

Jeff King (Pulaski, Va.) blocked a Rutgers' field goal in the third quarter. It was the second career block for King, who blocked a field goal at Western Michigan last year.

## 2003: GAME 6 REVIEW

# Special Teams, Defense Shine in 51-7 Win Over Syracuse

Saturday, Oct. 11, 2003 • Lane Stadium/Worsham Field • Blacksburg, Va.

BLACKSBURG, Va. — Virginia Tech turned in its most complete performance to date to hand Syracuse a 51-7 defeat before a sellout

Homecoming crowd at Lane Stadium/Worsham Field.

Tech got 27 points from its special teams, a dominating outing from its defense and

big offensive plays from quarterback Bryan Randall and tailback Kevin Jones during the victory. Junior DeAngelo Hall returned punts 58 and 60 yards for TDs within a two-minute span of the first quarter as the Hokies built a 27-0 advantage in the first half.

The Hokies' defense held SU tailback Walter Reyes, the

nation's leading rusher at 170 yards per game, to just 40 yards on 16 carries. Overall, the Orangemen's 10th-ranked offense managed only 187 total yards, 279 below its average.

Randall scampered 75 yards to get the Hokies started, while Jones rushed for 131 yards and two TDs to cap the afternoon.

<b>Syracuse</b>	<b>0</b>	<b>0</b>	<b>7</b>	<b>0</b>	<b>—</b>	<b>7</b>
<b>Virginia Tech</b>	<b>21</b>	<b>6</b>	<b>21</b>	<b>3</b>	<b>—</b>	<b>51</b>

VT (11:41 re 1st) — Randall 75 run (Warley kick)  
 VT (6:07 re 1st) — Hall 58 punt return (Warley kick)  
 VT (4:30 re 1st) — Hall 60 punt return (Warley kick)  
 VT (11:02 re 2nd) — FG Warley 34  
 VT (5:05 re 2nd) — FG Warley 23  
 SU (13:59 re 3rd) — Reyes 1 run (Barber kick)  
 VT (11:20 re 3rd) — Jones 33 run (Warley kick)  
 VT (6:29 re 3rd) — Jones 25 run (Warley kick)  
 VT (6:02 re 3rd) — Hall 24 run (Warley kick)  
 VT (9:51 re 4th) — FG Warley 24

Team Stats	SU	VT
First downs	6	18
Rushes-yds.	35-81	45-337
Passing yds.	91	102
Return yds.	32	155
Passes	8-23-0	8-20-1
Punts-avg.	12-39	4-47
Fumbles-lost	3-1	1-1
Penalties-yds.	4-29	2-10
Time of poss.	29:30	30:30
Sacks by	2-5	1-4


### Individual Leaders

Rushing — SU, Reyes 16-40, Anderson 6-24, Belton 2-8, Patterson 2-5, Washington 4-5, Rhodes 5-(-1); VT, Jones 19-131, Randall 5-93, Humes 9-54, Vick 3-28, Hall 1-24, Candelas 4-9, Imoh 4-(-2).

Passing — SU, Anderson 8-28-0-91; VT, Randall 6-14-1-88, Vick 2-6-0-14.

Receiving — SU, Morant 3-53, Reyes 2-10, Jones 1-13, Fontenette 1-9, Williams 1-6; VT, Easlick 3-42, Mazzetta 2-48, Wilford 2-27, Hamilton 1-5.

Attendance: 65,115



Carter Warley hit three field goals and six extra points against the Orangemen.

## A CLOSER LOOK

• DeAngelo Hall (Chesapeake, Va.) became the first Virginia Tech player on record to return two punts for touchdowns in a single game when he scored on back-to-back returns of 58 and 60 yards during the Syracuse game. Hall now has four career touchdowns on punt returns, tying the school career mark shared by Frank Loria (1966-68) and André Davis (1998-01). Hall's 155 yards on five returns during the game was the second-best game total for a Tech player. Antonio Freeman had 164 yards on punt returns during a 1994 game against Pittsburgh.

• The Tech defense held SU to six total first downs, the lowest total for an opponent since a 1980 game against William & Mary. The Tribe also had six total first downs.

• When redshirt junior Vincent Fuller (Baltimore, Md.) blocked a first-quarter Syracuse field goal attempt, it marked the 100th blocked kick in Coach Frank Beamer's tenure as head coach.

• Tailback Kevin Jones (Chester, Pa.) rushed for 131 yards on 19 carries against SU. It marked Jones' fourth consecutive 100-yard

rushing game of the season. Jones joined Mickey Fitzgerald (1977), Shyrone Stith (1999) and Lee Suggs (2000) as the only Tech players during the modern era (since 1950) to accomplish that feat in a single-season.

• Kicker Carter Warley's final extra point kick of the game gave him a new Tech career mark of 168 PATs. Warley (Richmond, Va.) broke the old mark of 167 held by Shayne Graham (1996-99).

• Punter Vinnie Burns (New Orleans, La.) averaged 46.8 yards on four punts, his highest average in a game that he had multiple punts.

## 2003: GAME 7 REVIEW

# Hokies Suffer First Loss of Season at West Virginia

Wednesday, Oct. 22, 2003 • Mountaineer Field • Morgantown, W. Va.

MORGANTOWN, W.Va. — West Virginia roared to a 14-0 first-quarter lead and handed No. 3 Virginia Tech its first loss of the season with a convincing 28-7 victory at Mountaineer Field.


Tech appeared to be the team headed to a fast start when it drove to the WVU 25-yard line before tossing an interception at the West Virginia 10. The Mountaineers turned the tables quickly,

marching 90 yards on 11 plays to open a 7-0 lead. A Tech fumble less than two minutes later set up another WVU touchdown, and the Hokies found themselves in a hole they never escaped.

Mountaineer tailback Quincy Wilson led the way for the home team, rushing for 178 yards and a touchdown on 33 carries. Quarterback Rasheed Wallace slammed the door in the third quarter with a 93-

yard touchdown pass and a 4-yard TD run.

Tech's lone score came on a fumble return by cornerback Vincent Fuller in the second quarter. The Hokies' offense could not overcome four turnovers and a West Virginia defense that posted four quarterback sacks. Tech was held to a season-low 211 total yards, including just 65 yards on the ground.



Vincent Fuller scores on a 50-yard fumble return against West Virginia.

## A CLOSER LOOK

• Virginia Tech's 21-point loss to West Virginia marked the worst loss for the Hokies since a 38-7 defeat at the hands of Pittsburgh in 2001. In both of those games, Tech failed to score an offensive touchdown. The Hokies scored on a fumble return for a touchdown at WVU and returned a blocked field goal for a touchdown in the Pittsburgh game.

• After giving up a combined total of 10 points in the first quarter of its first six games, Tech gave up 14 first-quarter points to WVU.

• Vincent Fuller (Baltimore, Md.) scored his first collegiate touchdown when he picked up a fumble and raced 50 yards for a TD against the Mountaineers. The score marked Tech's eighth non-offensive touchdown of the season.

Virginia Tech	0	7	0	0	—	7
West Virginia	14	0	14	0	—	28

WVU (4:18 re 1st) — Harris 7 run (Cooper kick)

WVU (2:01 re 1st) — Wilson 5 run (Cooper kick)

VT (2:07 re 2nd) — Fuller 50 fumble return (Warley kick)

WVU (10:56 re 3rd) — Garvin 93 pass from Marshall (Cooper kick)

WVU (2:57 re 3rd) — Marshall 4 run (Cooper kick)

Team Stats	VT	WVU
First downs	14	21
Rushes-yds.	29-65	59-264
Passing yds.	146	162
Return yds.	97	46
Passes	14-22-3	7-14-0
Punts-avg.	5-41	6-34
Fumbles-lost	4-1	2-1
Penalties-yds.	13-116	9-96
Time of poss.	28:24	31:36
Sacks by	0-0	4-20

### Individual Leaders

Rushing — VT, Jones 11-57, Humes 3-15, Easlick 1-1, Randall 14-(-8); WVU, Wilson 33-178, Harris 15-77, Marshall 9-9, Team 2-0.

Passing — VT, Randall 14-22-3-146; WVU, Marshall 7-14-0-162.

Receiving — VT, Wilford 4-58, Hamilton 3-35, Easlick 2-10, Willis 1-18, Jones 1-14, King 1-6, Clifton 1-5, Humes 1-(-1); WVU, Garvin 3-117, Henry 2-16, Johnson 1-19, Bailey 1-10.

Attendance 56,319

• After drawing eight penalties or less in each of its first six games, Tech committed nine penalties in the first half of its loss at West Virginia. The Hokies finished the game with 13 penalties for 116 yards. The penalty yardage was the most for the Hokies since a 2001 game at Pittsburgh. Tech drew 15 flags at Boston College last year.

• Tailback Kevin Jones (Chester, Pa.) rushed for 57 yards on 11 carries against West Virginia and moved into seventh place in career rushing at Tech with 2,567 yards. Jones passed Eddie Hunter (2,523 yds.) on the list.

• West Virginia's Quincy Wilson ran for 178 yards against Tech, the sixth-highest rushing total at the time for an opponent in Frank Beamer's 16-plus seasons as head coach.

• When Tech failed to score in the first quarter at WVU, it snapped a streak of 21 consecutive quarters in which the Hokies had scored.

## 2003: GAME 8 REVIEW

# Tech Defense Shines in Stunning Win Over No. 2 Miami

Saturday, Nov. 1, 2003 • Lane Stadium/Worsham Field • Blacksburg, Va.

BLACKSBURG, Va. — Virginia Tech snapped the University of Miami's 39-game regular-season winning streak with a decisive 31-7 victory in front of an deafening sellout crowd at Lane Stadium/Worsham Field.

Tech's defense accounted for the Hokies' first two touchdowns. A fumble return for a touchdown by DeAngelo Hall and an interception return for a TD by Eric Green, sandwiched around a 39-yard Carter Warley field goal, gave Tech a 17-0 lead early in the third quarter. Another interception set up a 2-yard Kevin Jones touchdown run later in the period.

Jones was a force for the Tech offense all evening, posting 124 yards rushing on 26 carries. Redshirt quarterback Marcus Vick gave the Hokies a boost with his running and closed out Tech's scoring with a 46-yard TD pass to Ernest Wilford.

Tech came up with four turnovers and four quarterback sacks on defense. The Hokies blocked a field goal on special teams in the first quarter when the game was scoreless.



DeAngelo Hall reaches to pull in a Miami fumble before taking it 28 yards for a touchdown against No. 2 Miami.

Miami	0	0	0	7	—	7
Virginia Tech	0	10	21	0	—	31

VT (12:55 re 2nd) — Hall 28 fumble return (Warley kick)  
 VT (0:07 re 2nd) — FG Warley 39  
 VT (9:22 re 3rd) — Green 51 interception return (Warley kick)  
 VT (4:35 re 3rd) — Jones 2 run (Warley kick)  
 VT (0:34 re 3rd) — Wilford 46 pass from Vick (Warley kick)  
 UM (7:53 re 4th) — Geathers 10 pass from Crudup (Peattie kick)

Team Stats	UM	VT
First downs	21	11
Rushes-yds.	38-116	41-175
Passing yds.	261	44
Return yds.	36	181
Passes	29-47-3	2-8-1
Punts-avg.	6-31	8-39
Fumbles-lost	7-1	1-1
Penalties-yds.	14-117	10-85
Time of poss.	34:35	25:25
Sacks by	1-8	4-18

### Individual Leaders

Rushing — UM, Payton 18-69, Crudup 6-38, Moss 6-19, Geathers 2-8, Parrish 1-0, Team 1-(-1), Berlin 4-(-17); VT, Jones 26-124, Vick 6-23, Randall 5-15, Easlick 2-12, Humes 2-1.

Passing — UM, Berlin 16-25-2-164, Crudup 13-21-1-97, Carter 0-1-0-0; VT, Randall 0-4-1-0, Vick 2-4-0-44.

Receiving — UM, Winslow 8-48, Moore 7-101, Parrish 4-38, Geathers 4-28, Payton 3-41, Hill 1-6, Moss 1-4, Berlin 1-(-5); VT, Wilford 1-46, Easlick 1-(-2).

Attendance 65,115

## A CLOSER LOOK

- Miami, ranked No. 2 in both national polls, became the highest ranked opponent Virginia Tech has ever beaten in football. Previously, the highest rated teams the Hokies had beaten were No. 9 Texas in the 1995 Sugar Bowl and No. 9 West Virginia in 1989.

- Junior cornerback Eric Green (Clewiston, Fla.) posted a big game against UM. Green returned an interception 51 yards for a score, blocked a field goal and was in on 11 tackles. Green's touchdown was his second of the season on a pick and tied the school single-season mark for touchdowns on interceptions. The record was set by Don Divers in 1954 and equalled by Mike Widger in 1968 and Ashley Lee in 1983. Green's blocked kick was the fourth of his career and his second against the 'Canes.

- Tech's win snapped three Miami streaks. The 'Canes had won 39 straight regular-season games, 27 consecutive BIG EAST games and 18 consecutive regular-season games at opponents' home sites.

- Sophomore linebacker Jordan Trott (Torrance, Calif.) made his first career start in the Miami game and finished the contest with 10 tackles, including two for losses, and two quarterback hurries.

- Michael Crawford (Baltimore, Md.) picked off the first pass of his Tech career and returned it 44 yards to set up a third-quarter touchdown.

- The two pass completions by Tech were the fewest since the 2000 UCF game when the Hokies were also 2-for-8 passing. The last time Tech had fewer completions came in a 1977 game against VMI when it completed just one pass.



## 2003: GAME 9 REVIEW

# Late Touchdown Lifts Pittsburgh to Victory Over Tech

Saturday, Nov. 8, 2003 • Heinz Field • Pittsburgh, Pa.

PITTSBURGH, Pa. —

A 2-yard touchdown run by Pittsburgh's Lousaka Polite with 47 seconds left gave the Panthers a 31-28 win over No. 5 Virginia Tech at sold-out Heinz Field.

The victory by the No. 25-ranked Panthers overshadowed a record-setting evening by Tech junior tailback Kevin Jones, who

rushed for a school-record 241 yards and scored all four Tech touchdowns. It was Pitt's third-straight win against the Hokies.

The game see-sawed back and forth between the two teams, with the Panthers building a 24-14 advantage late in the third quarter. Jones changed that with touchdown runs of 80 and 11 yards that

put Tech ahead. Pittsburgh answered in the final four minutes, driving 70 yards for the winning score behind the play of quarterback Rod Rutherford and receiver Larry Fitzgerald.

Pittsburgh started its first two touchdown drives inside the Tech 35-yard line thanks to a short punt and a fumble. The Panthers forced four turnovers in the game, while Tech forced three.

Virginia Tech	7	7	7	7	—	28
Pittsburgh	3	14	7	7	—	31

UP (10:53 re 1st) — FG Abdul 34  
 VT (9:31 re 1st) — Jones 11 run (Warley kick)  
 UP (11:31 re 2nd) — Fitzgerald 5 pass from Rutherford (Abdul kick)  
 VT (8:33 re 2nd) — Jones 1 run (Warley kick)  
 UP (4:37 re 2nd) — Rutherford 2 run (Abdul kick)  
 UP (1:24 re 3rd) — Wilson 11 pass from Rutherford (Abdul kick)  
 VT (1:09 re 3rd) — Jones 80 run (Warley kick)  
 VT (13:51 re 4th) — Jones 13 run (Warley kick)  
 UP (0:47 re 4th) — Polite 2 run (Abdul kick)

Team Stats	VT	UP
First downs	19	21
Rushes-yds.	40-269	39-143
Passing yds.	186	303
Return yds.	28	19
Passes	11-21-2	24-31-1
Punts-avg.	5-27	6-37
Fumbles-lost	2-2	4-2
Penalties-yds.	3-17	1-10
Time of poss.	27:08	32:52
Sacks by	5-19	1-10

### Individual Leaders

Rushing — VT, Jones 30-241, Vick 8-22, Humes 1-4, Randall 1-2; UP, Walker 11-59, Polite 9-42, Rutherford 15-30, Murphy 4-12.

Passing — VT, Randall 3-6-0-39, Vick 8-15-2-147; UP, Rutherford 24-31-1-303.

Receiving — VT, Wilford 5-101, Hamilton 2-35, King 1-18, Humes 1-14, Easlick 1-11, Clowney 1-7; UP, Fitzgerald 8-108, Wilson 6-111, Brockenbrough 5-60, Murphy 2-4, Lee 1-12, Walker 1-8, Polite 1-0.

Attendance 66,207

## A CLOSER LOOK

• The Pittsburgh game marked the first time since a 1998 game against Virginia that Virginia Tech lost a regular-season game in which it outrushed its opponent. The Hokies were 45-0 in regular-season games during that stretch when outgaining opponents on the ground. Tech had 269 yards rushing at Pitt, while the Panthers finished with 143. In that Nov. 28 game with Virginia in Blacksburg, Tech picked up 172 yards rushing to Virginia's 73, but lost 36-32.

• Junior tailback Kevin Jones (Chester, Pa.) broke Tech's single-game rushing record during the Pittsburgh game, picking up 241 yards on 30 carries. Jones surpassed the old school mark of 223 yards set by tailback Kenny Lewis against VMI in 1978.

• Kevin Jones' four touchdowns against Pittsburgh fell short of a school record, but they did tie him for the most TDs by a Tech



*Kevin Jones goes over the top for one of the four touchdowns he scored against Pittsburgh en route to rushing for a Tech-record 241 yards.*

player in a BIG EAST Conference game. The other Tech players to have scored four touchdowns in a BIG EAST game were tailback Tommie Edwards in 1993 against Pittsburgh, tailback Lee Suggs in 2000 versus Rutgers and receiver Ernest Wilford in 2002 against Syracuse.

• Junior cornerback Vincent Fuller (Baltimore, Md.) caused two fumbles against the Panthers and recovered both.

• Ernest Wilford (Richmond, Va.) posted 101 yards on five catches at Pittsburgh, his second-best game yardage-wise. Wilford had a school-record 279 yards at Syracuse in 2002.

## 2003: GAME 10 REVIEW

# Hokies Escape With 24-23 Overtime Victory at Temple

Saturday, Nov. 15, 2003 • Lincoln Financial Field • Philadelphia, Pa.

PHILADELPHIA, Pa. —

Virginia Tech saw a 17-point lead evaporate in the fourth quarter but still managed a 24-23 win when a Temple extra-point kick veered wide left during overtime.

The 12th-ranked Hokies led 17-0 after quarterback Bryan Randall connected with Ernest Wilford on a 28-yard

touchdown pass with 14:23 remaining in the game. At that point, the host Owls had just 10 first downs and 165 yards of total offense. That changed in a hurry.

Temple quarterback Walter Washington directed touchdown drives of 82 and 80 yards, and got the Owls in position for the game-tying

field goal with 40 seconds left. Temple got a shot to win the game in regulation play following an interception, but missed on a 50-yard field goal attempt.

Randall scampered 23 yards for a TD in overtime and Carter Warley added

the point after. Washington responded with a touchdown pass before the missed extra point.

Kevin Jones finished with 150 yards on the ground for Tech, his seventh 100-yard game in the Hokies' last eight outings.

Virginia Tech	3	0	7	7	7	—	24
Temple	0	0	0	17	6	—	23

VT (8:49 re 1st) — FG Warley 26  
 VT (10:33 re 3rd) — Jones 9 run (Warley kick)  
 VT (14:23 re 4th) — Wilford 28 pass from Randall (Warley kick)  
 TU (10:52 re 4th) — Ferguson 13 pass from Washington (Davis kick)  
 TU (5:08 re 4th) — Ferguson 1 run (Davis kick)  
 TU (0:40 re 4th) — FG Davis 37  
 VT (1st OT) — Randall 23 run (Warley kick)  
 TU (1st OT) — Cobb 22 pass from Washington (kick failed)

Team Stats	VT	TU
First downs	19	22
Rushes-yds.	41-209	43-237
Passing yds.	188	156
Return yds.	0	39
Passes	15-25-2	15-30-0
Punts-avg.	5-42	5-44
Fumbles-lost	2-0	2-0
Penalties-yds.	4-40	1-5
Time of poss.	31:36	28:24
Sacks by	5-30	0-0

### Individual Leaders

Rushing — VT, Jones 28-150, Randall 7-46, Humes 2-16, Imoh 1-13, Vick 3(-16); TU, Washington 26-151, Ferguson 15-73, Porter 2-13.  
 Passing — VT, Randall 11-19-1-127, Vick 4-6-1-61; TU, Washington 15-30-0-156.  
 Receiving — VT, Wilford 4-73, Hamilton 3-40, Johnson 3-19, Hall 2-13, King 1-21, Imoh 1-20, Easlick 1-2; TU, Goodman 8-89, Cobb 3-29, Ferguson 2-21, Chuku 1-10, Monan 1-7.

Attendance 27,425

## A CLOSER LOOK

• The Temple game marked just the third overtime game in Virginia Tech football history. The Hokies won a single-overtime game at Miami 27-20 during the 1998 season and lost a three-overtime contest 50-42 at Syracuse last year.

• Tech tailback Kevin Jones (Chester, Pa.) went over the century mark in rushing yards for the seventh time in the Hokies' last eight games, rushing for 150 yards at Temple. The seven 100-yard games this season set a new school record for 100-yard games in a season. Roscoe Coles set the record of six in 1976. The mark was equaled by Cyrus Lawrence in 1980 and 1981, as well as by Lee Suggs in 2000.

• The 39-yard run by Temple quarterback Walter Washington on the first offensive play of the game was the longest run allowed at that time by the Tech defense during the 2003 season. Washington went on to become the first opposing quarterback to rush for over



Ernest Wilford caught four passes for 73 yards against the Owls.

100 yards and pass for over 100 yards in a game against Tech since Donovan McNabb did it for Syracuse in 1996. Washington ran for 151 yards, the most rushing yards by a quarterback against Tech during Coach Frank Beamer's 16-plus seasons.

• Tech's 24-23 win at Temple produced the narrowest margin of victory for the Hokies since a 24-23 win at East Carolina during the 1990 season.

• Tech failed to force a turnover during its win over the Owls at Lincoln Financial Field. It broke a streak of 28 consecutive games in which the Hokies had forced at least one turnover.

## 2003: GAME 11 REVIEW

# Boston College Uses Big Plays to Beat Hokies at Home

Saturday, Nov. 22, 2003 • Lane Stadium/Worsham Field • Blacksburg, Va.

BLACKSBURG, Va. — Boston College quarterback Paul Peterson connected with Grant Adams on a 64-yard touchdown pass with less than five minutes to play to give the Eagles the lead for good in a 34-27 win over No. 12 Virginia Tech at Lane Stadium/Worsham Field.

Adams' touchdown catch put Boston College up 31-27 less than two minutes after Tech tailback Kevin Jones had put the Hokies ahead for the first time since the second quarter with his third touchdown run of the game. BC tailback Derrick Knight scampered 60 yards to the Tech 14 to set up the Eagles' final score, a 29-yard field goal with 1:42 showing on the clock.

Boston College got 197 yards rushing on 38 carries from Knight, while Tech's Jones produced 165 yards on the ground in 24 rushes. The loss was the first of the year for Tech in Blacksburg and came in the Hokies' final BIG EAST Conference game.



<b>Boston College</b>	<b>10</b>	<b>14</b>	<b>0</b>	<b>10</b>	<b>—</b>	<b>34</b>
<b>Virginia Tech</b>	<b>10</b>	<b>7</b>	<b>3</b>	<b>7</b>	<b>—</b>	<b>27</b>

BC (12:24 re 1st) — FG Sciortino 25  
 VT (8:27 re 1st) — FG Warley 22  
 BC (7:29 re 1st) — Knight 3 run (Sciortino kick)  
 VT (6:00 re 1st) — Jones 62 run (Warley kick)  
 VT (14:56 re 2nd) — Jones 1 run (Warley kick)  
 BC (2:30 re 2nd) — Knight 4 run (Sciortino kick)  
 BC (0:38 re 2nd) — Adams 16 pass from Peterson (Sciortino kick)  
 VT (8:59 re 3rd) — FG Warley 35  
 VT (6:36 re 4th) — Jones 13 run (Warley kick)  
 BC (4:40 re 4th) — Adams 64 pass from Peterson (Sciortino kick)  
 BC (1:42 re 4th) — FG Sciortino 29

<b>Team Stats</b>	<b>BC</b>	<b>VT</b>
First downs	22	15
Rushes-yds.	54-229	40-203
Passing yds.	232	187
Return yds.	16	99
Passes	15-28-2	13-27-0
Punts-avg.	4-52	6-40
Fumbles-lost	2-2	2-2
Penalties-yds.	6-45	7-61
Time of poss.	32:25	27:35
Sacks by	1-3	3-24

### Individual Leaders

Rushing — BC, Knight 38-197, Peterson 8-20, Dodd 5-18, Team 3-(-6); VT, Jones 24-165, Vick 6-19, Humes 5-15, Randall 4-14, Team 1-(-11).

Passing — BC, Peterson 15-28-2-232; VT, Randall 12-23-0-176, Vick 1-4-0-11.

Receiving — BC, Adams 4-94, Toal 4-34, Ryan 3-37, Knight 1-37, Lester 1-14, Hazard 1-9, Lilly 1-7; VT, Easlick 4-31, Wilford 3-85, Jones 3-57, Johnson 1-6, Humes 1-4, Imoh 1-4.

Attendance 65,115

*The Boston College game was the final home game for linebacker Vegas Robinson and 13 other Tech seniors.*

## A CLOSER LOOK

• The loss to Boston College broke a seven-game Tech winning streak at Lane Stadium/Worsham Field. Tech defeated Virginia in its last home game of the 2002 season, then won its first six home games of 2003. The loss to BC came in the Hokies' final BIG EAST Conference football game. Tech will join the Atlantic Coast Conference in 2004.

• Tech tailback Kevin Jones (Chester, Pa.) surpassed the Tech individual single-season record for rushing yardage during the Boston College game. Jones broke the record on his 13-yard touchdown run in the fourth quarter and finished the game with 165 yards. The performance gave Jones a total of 1,419 yards, moving him by Cyrus Lawrence, who had held the Tech record since rushing for 1,403 yards in 1981. Jones extended his school record for 100-yard rushing games in a season with his eighth. He now has 14 career 100-yard games, tying him with Roscoe Coles for second all-time at Tech behind Lawrence (16).

• Tech fullback Doug Easlick (Marlton, N.J.) caught a career-best four passes during the BC game. Easlick's four catches were the most for a Tech fullback since 1997 when Marcus Parker grabbed seven receptions at Pittsburgh. Parker's performance tied the Tech record for pass receptions by a running back.

• BC tailback Derrick Knight's 197 yards rushing marked the best rushing total by an opposing player at Lane Stadium since Clemson's Wesley McFadden ran for 226 yards in Frank Beamer's first game as head coach in 1987. The last player to rush for more than 197 yards in any game against the Hokies was Miami's Willis McGahee, who piled up 205 yards on the ground during Tech's visit to Miami last season.

## 2003: GAME 12 REVIEW

# Virginia Uses Big Second Half for Victory Over Hokies

Saturday, Nov. 29, 2003 • Carl Smith Center, home of David A. Harrison II Field at Scott Stadium • Charlottesville, Va.

CHARLOTTESVILLE, Va. — The University of Virginia snapped a four-game losing streak against Virginia Tech with a 35-21 victory over the Hokies at Scott Stadium in the regular-season finale for both teams.

The turning point in the game came midway through the third quarter when Virginia Tech blocked a Virginia punt and returned it for a touchdown only to have the play nullified by a penalty. The Cavaliers took advantage of Tech's

miscue and put together an 80-yard touchdown drive that broke a 14-14 tie and put the home team ahead for good. Quarterback Matt Schaub directed Virginia to 28 second-half points and a total of 468 yards of offense.

run and a 43-yard touchdown pass from quarterback Bryan Randall to Mike Imoh. The Hokies stalled in the third quarter and saw the Cavs score 21 unanswered points to take control of the game.

The win was the first for Virginia against the Hokies since a 1998 victory at Blacksburg.

Tech built a 14-7 lead in the first half on the strength of a Kevin Jones touchdown

Virginia Tech	7	7	0	7	—	21
Virginia	7	0	14	14	—	35

UVa (5:10 re 1st) — Lundy 1 run (Hughes kick)  
 VT (0:16 re 1st) — Jones 1 run (Warley kick)  
 VT (7:26 re 2nd) — Imoh 43 pass from Randall (Warley kick)  
 UVa (9:24 re 3rd) — Lundy 1 run (Hughes kick)  
 UVa (5:21 re 3rd) — Pearman 49 pass from Schaub (Hughes kick)  
 UVa (14:57 re 4th) — Lundy 1 run (Hughes kick)  
 VT (6:59 re 4th) — Jones 2 run (Warley kick)  
 UVa (2:29 re 4th) — Lundy 19 run (Hughes kick)

Team Stats	VT	UVa
First downs	19	24
Rushes-yds.	40-151	31-110
Passing yds.	214	358
Return yds.	8	85
Passes	14-26-2	32-46-1
Punts-avg.	6-40	3-38
Fumbles-lost	1-0	2-0
Penalties-yds.	7-57	5-34
Time of poss.	31:13	28:47
Sacks by	2-7	2-9

### Individual Leaders

Rushing — VT, Jones 25-75, Randall 11-46, Vick 3-28, Humes 1-2; UVa, Lundy 24-89, Hagans 1-17, Pearman 2-4, Schaub 3-3, Team 1-(-3).

Passing — VT, Randall 14-26-2-214; UVa, Schaub 32-46-1-358.

Receiving — VT, Wilford 6-96, Jones 3-41, Hamilton 3-28, Imoh 2-49; UVa, Miller 13-145, Hagans 5-43, Pearman 4-68, Thomas 3-66, Lundy 3-7, Anderson 2-23, Sawyer 2-6.

Attendance 60,943

## A CLOSER LOOK

• Virginia Tech's 35-21 loss to Virginia in Charlottesville snapped a 22-game regular-season winning streak versus non-conference teams. The streak dated back to the final regular-season game of the 1998 season when the Hokies lost at home to Virginia, 36-32.

• Virginia quarterback Matt Schaub's 32 pass completions were the most ever against a Virginia Tech team. The previous high against the Hokies was 31 completions by Byron Leftwich of Marshall last season.

• Tech led 14-7 at the halftime of its loss to the Cavaliers. That marked just the eighth time since the beginning of the 1993 season that Tech had lost a game after leading at the half. The Hokies are now 84-8 during that stretch when taking a lead into halftime.

• Bryan Randall (Williamsburg, Va.) and Marcus Vick (Newport News, Va.), Tech's top two quarterbacks, both saw action at wide receiver during the Virginia game. It marked the first time under Beamer that the Hokies number one and two signal-callers both saw action at quarterback and another position during the same game.



Mike Imoh races 43 yards on a TD reception against the Cavaliers.

• Virginia's 35 points were the most against the Hokies all season. It also marked the Cavaliers' second-highest point total against Tech in Charlottesville since the 1896 season. UVa defeated the Hokies 38-0 at Scott Stadium in 1991. Prior to that, the Cavs' highest point total against the Hokies in a home game was 44 points in 1896.

• Tech senior receiver Ernest Wilford (Richmond, Va.) caught at least one pass for the 26th consecutive game. Wilford had six catches for 96 yards against UVa.

# 2003 BIG EAST Conference Honors

## Final 2003 Standings

	Conference			Overall		
	W	L	Pct.	W	L	Pct.
Miami #	6	1	.857	11	2	.846
West Virginia #	6	1	.857	8	5	.615
Pittsburgh	5	2	.714	8	5	.615
Virginia Tech	4	3	.571	8	5	.615
Boston College	3	4	.429	8	5	.615
Syracuse	2	5	.286	6	6	.500
Rutgers	2	5	.286	5	7	.417
Temple	0	7	.000	1	11	.083

# - Won BIG EAST Championship

## The BIG EAST Bowl Results

### Insight Bowl, Phoenix, Ariz.

California 52, Virginia Tech 49

### Continental Tire Bowl, Charlotte, N.C.

Virginia 23, Pittsburgh 16

### Diamond Walnut San Francisco Bowl, San Francisco, Calif.

Boston College 35, Colorado State 21

### Toyota Gator Bowl, Jacksonville, Fla.

Maryland 41, West Virginia 7

### FedEx Orange Bowl, Miami, Fla.

Miami 16, Florida State 14



## 2003 BIG EAST Football Awards

### BIG EAST Offensive Player of the Year

LARRY FITZGERALD, PITTSBURGH

### BIG EAST Defensive Players of the Year

SEAN TAYLOR, MIAMI

### BIG EAST Special Teams Players of the Year

DeANGELO HALL, VIRGINIA TECH

ANDY LEE, PITTSBURGH

### BIG EAST Rookie of the Year

CHRIS HENRY, WEST VIRGINIA

### BIG EAST Coach of the Year

RICH RODRIGUEZ, WEST VIRGINIA

## First Team Offense

Pos.	Player	School	Cl.	Ht.	Wt.
WR	Larry Fitzgerald **	Pittsburgh	So.	6-3	225
WR	Zamir Cobb	Temple	Sr.	6-1	185
OT	Eric Winston	Miami	So.	6-7	290
OG	Augie Hoffmann	Boston College	Sr.	6-2	307
<b>C</b>	<b>Jake Grove</b>	<b>Virginia Tech</b>	<b>Sr.</b>	<b>6-3</b>	<b>300</b>
OG	Chris Snee	Boston College	Jr.	6-3	331
OT	Rob Pettiti	Pittsburgh	Sr.	6-6	330
TE	Kellen Winslow	Miami	Jr.	6-5	243
QB	Rod Rutherford **	Pittsburgh	Sr.	6-3	225
<b>RB</b>	<b>Kevin Jones **</b>	<b>Virginia Tech</b>	<b>Jr.</b>	<b>6-0</b>	<b>209</b>
RB	Quincy Wilson	West Virginia	Sr.	5-9	210
PK	Jon Peattie	Miami	RF	6-3	200
<b>KR/PR</b>	<b>DeAngelo Hall</b>	<b>Virginia Tech</b>	<b>Jr.</b>	<b>5-11</b>	<b>198</b>

## First Team Defense

Pos.	Player	School	Cl.	Ht.	Wt.
DL	Vince Wilfork **	Miami	Jr.	6-2	344
DL	Raheem Orr	Rutgers	Sr.	6-4	260
DL	Mathias Kiwanuka	Boston College	So.	6-8	246
DL	Louis Gachelin	Syracuse	Sr.	6-1	287
LB	Jonathan Vilma **	Miami	Sr.	6-2	220
LB	D.J. Williams	Miami	Sr.	6-2	249
LB	Grant Wiley **	West Virginia	Sr.	6-1	230
CB	Antrel Rolle	Miami	Jr.	6-1	197
<b>CB</b>	<b>DeAngelo Hall</b>	<b>Virginia Tech</b>	<b>Jr.</b>	<b>5-11</b>	<b>198</b>
S	Sean Taylor **	Miami	Jr.	6-3	225
S	Brian King	West Virginia	Sr.	6-0	180
P	Andy Lee **	Pittsburgh	Sr.	6-2	205

## Second Team Offense

Pos.	Player	School	Cl.	Ht.	Wt.
<b>WR</b>	<b>Ernest Wilford</b>	<b>Virginia Tech</b>	<b>Sr.</b>	<b>6-4</b>	<b>221</b>
WR	Chris Henry	West Virginia	So.	6-4	190
OT	Adam Terry	Syracuse	Jr.	6-8	314
OG	Vernon Carey	Miami	Sr.	6-5	363
C	Nick Romeo	Syracuse	Sr.	6-1	300
OG	Chris Myers	Miami	Jr.	6-5	283
OT	Jeff Berk	West Virginia	Jr.	6-5	275
TE	Kris Wilson	Pittsburgh	Sr.	6-3	250
QB	Rasheed Marshall	West Virginia	Jr.	6-1	190
RB	Derrick Knight	Boston College	Sr.	5-9	205
RB	Walter Reyes	Syracuse	Jr.	5-10	205
PK	Collin Barber	Syracuse	Jr.	6-1	214
<b>KR/PR</b>	<b>Nate Jones</b>	<b>Rutgers</b>	<b>Sr.</b>	<b>5-10</b>	<b>180</b>

## Second Team Defense

Pos.	Player	School	Cl.	Ht.	Wt.
DL	Doug Goodwin	Boston College	Sr.	6-1	298
DL	Christian Ferrara	Syracuse	Sr.	6-4	295
<b>DL</b>	<b>Cols Colas</b>	<b>Virginia Tech</b>	<b>Sr.</b>	<b>6-0</b>	<b>226</b>
<b>DL</b>	<b>Nathaniel Adibi</b>	<b>Virginia Tech</b>	<b>Sr.</b>	<b>6-3</b>	<b>255</b>
LB	Rich Scanlon	Syracuse	Sr.	6-1	243
LB	Rian Wallace	Temple	So.	6-4	240
<b>LB</b>	<b>Vegas Robinson</b>	<b>Virginia Tech</b>	<b>Sr.</b>	<b>6-0</b>	<b>244</b>
CB	Will Blackmon	Boston College	So.	6-0	196
CB	Adam Jones	West Virginia	So.	5-11	175
S	Maurice Sikes	Miami	Sr.	5-11	197
<b>S</b>	<b>Michael Crawford</b>	<b>Virginia Tech</b>	<b>Sr.</b>	<b>5-11</b>	<b>209</b>
P	Brendan Carney	Syracuse	RF	6-5	188

\*\* - unanimous selection

Ties in the voting created an additional position for Special Teams Player of the Year.

# 2003 BIG EAST Statistics

RUSHING	Team	CI	G	Att	Yds	Avg	TD	Yds/G
KNIGHT, Derrick	BC	SR	13	321	1721	5.4	11	132.4
<b>JONES, Kevin</b>	<b>VT</b>	<b>JR</b>	<b>13</b>	<b>281</b>	<b>1647</b>	<b>5.9</b>	<b>21</b>	<b>126.7</b>
WILSON, Quincy	WVU	SR	12	282	1380	4.9	12	115.0
REYES, Walter	SU	JR	12	253	1347	5.3	20	112.2
PAYTON, Jarrett	UM	SR	13	182	985	5.4	7	75.8
LEONARD, Brian	RU	SO	12	213	880	4.1	9	73.3

PASSING AVG	Team	CI	G	Att	Cmp	Int	Pct.	Yds	TD	Avg
RUTHERFORD, Rod	UP	SR	13	413	247	14	59.8	3679	37	283.0
HART, Ryan	RU	SO	12	398	234	19	58.8	2714	15	226.2
BERLIN, Brock	UM	JR	13	352	211	17	59.9	2419	12	186.1
ANDERSON, R.J.	SU	SR	12	310	186	8	60.0	2164	10	180.3
PORTER, Quinton	BC	JR	10	250	140	6	56.0	1764	14	176.4
<b>RANDALL, Bryan</b>	<b>VT</b>	<b>JR</b>	<b>13</b>	<b>245</b>	<b>150</b>	<b>10</b>	<b>61.2</b>	<b>1996</b>	<b>15</b>	<b>153.5</b>
MARSHALL, R.	WVU	JR	12	215	109	8	50.7	1729	15	144.1

TOTAL, OFFENSE	Team	CI	G	Rush	Pass	Plays	Total	Yds/G
RUTHERFORD, Rod	UP	SR	13	150	3679	549	3829	294.5
HART, Ryan	RU	SO	12	-176	2714	438	2538	211.5
ANDERSON, R.J.	SU	SR	12	262	2164	409	2426	202.2
PORTER, Quinton	BC	JR	10	159	1764	328	1923	192.3
<b>RANDALL, Bryan</b>	<b>VT</b>	<b>JR</b>	<b>13</b>	<b>404</b>	<b>1996</b>	<b>327</b>	<b>2400</b>	<b>184.6</b>
BERLIN, Brock	UM	JR	13	-62	2419	384	2357	181.3
MARSHALL, R.	WVU	JR	12	303	1729	316	2032	169.3
WASHINGTON, W.	TU	SO	12	579	1265	363	1844	153.7
KNIGHT, Derrick	BC	SR	13	1721	0	321	1721	132.4
<b>JONES, Kevin</b>	<b>VT</b>	<b>JR</b>	<b>13</b>	<b>1647</b>	<b>0</b>	<b>281</b>	<b>1647</b>	<b>126.7</b>

RECEPTIONS	Team	CI	G	Rec	Yds	TD	Avg	Rec/G
FITZGERALD, Larry	UP	SO	13	92	1672	22	18.2	7.08
COBB, Zamir	TU	SR	12	74	866	5	11.7	6.17
MOSES, Tres	RU	JR	11	52	536	5	10.3	4.73
WINSLOW, Kellen	UM	JR	13	60	605	1	10.1	4.62
LEONARD, Brian	RU	SO	12	53	488	5	9.2	4.42
GOODMAN, Phil	TU	JR	11	47	678	5	14.4	4.27
<b>WILFORD, Ernest</b>	<b>VT</b>	<b>SR</b>	<b>13</b>	<b>55</b>	<b>886</b>	<b>3</b>	<b>16.1</b>	<b>4.23</b>
TUCKER, Shawn	RU	SO	12	50	726	2	14.5	4.17

RECEIVING YARDS	Team	CI	G	Rec	Yds	TD	Avg	Yds/G
FITZGERALD, Larry	UP	SO	13	92	1672	22	18.2	128.6
HENRY, Chris	WVU	SO	12	41	1006	10	24.5	83.8
COBB, Zamir	TU	SR	12	74	866	5	11.7	72.2
<b>WILFORD, Ernest</b>	<b>VT</b>	<b>SR</b>	<b>13</b>	<b>55</b>	<b>886</b>	<b>3</b>	<b>16.1</b>	<b>68.2</b>
MORANT, Johnnie	SU	SR	12	46	799	5	17.4	66.6
GOODMAN, Phil	TU	JR	11	47	678	5	14.4	61.6
TUCKER, Shawn	RU	SO	12	50	726	2	14.5	60.5

ALL-PURPOSE	Team	CI	G	Rush	Rcv	PR	KR	Yds	Avg/G
KNIGHT, Derrick	BC	SR	13	1721	227	0	0	1948	149.8
REYES, Walter	SU	JR	12	1347	375	0	10	1732	144.3
<b>JONES, Kevin</b>	<b>VT</b>	<b>JR</b>	<b>13</b>	<b>1647</b>	<b>161</b>	<b>0</b>	<b>0</b>	<b>1808</b>	<b>139.1</b>
FITZGERALD, Larry	UP	SO	13	7	1672	0	0	1679	129.2
WILSON, Quincy	WVU	SR	12	1380	95	0	0	1475	122.9
LEONARD, Brian	RU	SO	12	880	488	0	0	1368	114.0
FENTON, Makonnen	TU	SR	9	342	111	0	468	921	102.3

INTERCEPTIONS	Team	CI	G	Int	Yds	TD
TAYLOR, Sean	UM	JR	12	10	184	3
KING, Brian	WVU	SR	13	6	35	0
FRAZIER, Lance	WVU	SR	13	5	82	0
SMITH, Anthony	SU	SO	12	5	37	0
JONES, Adam	WVU	SO	13	4	91	1
MCBRIDE, Pete	TU	JR	11	4	30	0
BLACKMON, Will	BC	SO	13	4	21	0
<b>GREEN, Eric</b>	<b>VT</b>	<b>JR</b>	<b>13</b>	<b>3</b>	<b>166</b>	<b>2</b>
STANCIL, T.J.	BC	JR	13	3	81	0
PRUITT, Kellen	SU	SO	12	3	26	0

PASS EFFICIENCY	Team	CI	G	Att	Cmp	Int	Pct.	Yds	TD	Eff.
RUTHERFORD, Rod	UP	SR	13	413	247	14	59.8	3679	37	157.4
<b>RANDALL, Bryan</b>	<b>VT</b>	<b>JR</b>	<b>13</b>	<b>245</b>	<b>150</b>	<b>10</b>	<b>61.2</b>	<b>1996</b>	<b>15</b>	<b>141.7</b>
PETERSON, Paul	BC	JR	11	147	84	7	57.1	1124	10	134.3
MARSHALL, R.	WVU	JR	12	215	109	8	50.7	1729	15	133.8
PORTER, Quinton	BC	JR	10	250	140	6	56.0	1764	14	129.0
ANDERSON, R.J.	SU	SR	12	310	186	8	60.0	2164	10	124.1
BERLIN, Brock	UM	JR	13	352	211	17	59.9	2419	12	119.3

PUNT RETURN AVG	Team	CI	G	Ret	Yds	TD	Avg
<b>HALL, DeAngelo</b>	<b>VT</b>	<b>JR</b>	<b>13</b>	<b>33</b>	<b>487</b>	<b>3</b>	<b>14.8</b>
MOSES, Tres	RU	JR	11	22	250	1	11.4
HASSELBECK, Nate	BC	SO	11	14	155	0	11.1
COBB, Zamir	TU	SR	12	21	227	0	10.8
PARRISH, Roscoe	UM	SO	11	23	240	1	10.4
FERGUSON, William	UP	SR	13	32	327	0	10.2
CLAYTON, Marcus	SU	FR	12	27	273	1	10.1
JONES, Adam	WVU	SO	13	16	98	0	6.1

KICK RETURN AVG	Team	CI	G	Ret	Yds	TD	Avg
<b>IMO, Mike</b>	<b>VT</b>	<b>SO</b>	<b>12</b>	<b>18</b>	<b>549</b>	<b>1</b>	<b>30.5</b>
HESTER, Devin	UM	FR	10	18	517	1	28.7
JONES, Adam	WVU	SO	13	33	867	1	26.3
JONES, Nate	RU	SR	12	19	489	1	25.7
BLACKMON, Will	BC	SO	13	36	922	0	25.6
PORTER, Jamil	TU	JR	12	22	560	0	25.5

PUNTING	Team	CI	G	Punt	Yds	Avg
LEE, Andy	UP	SR	13	77	3399	44.1
CARNEY, Brendan	SU	FR	12	60	2581	43.0
JAMES, Todd	WVU	SR	13	74	3056	41.3
McLAUGHLIN, M.	TU	SO	12	51	2035	39.9
GOMULINSKI, Jeff	BC	JR	13	66	2630	39.8
<b>BURNS, Vinnie</b>	<b>VT</b>	<b>JR</b>	<b>13</b>	<b>57</b>	<b>2267</b>	<b>39.8</b>
RADIGAN, Joe	RU	SO	12	60	2360	39.3

SCORING	Team	CI	G	TD	XPT	FG	Pts	Pts/G
REYES, Walter	SU	JR	12	21	2	0	128	10.7
FITZGERALD, Larry	UP	SO	13	22	0	0	132	10.2
<b>JONES, Kevin</b>	<b>VT</b>	<b>JR</b>	<b>13</b>	<b>21</b>	<b>0</b>	<b>0</b>	<b>126</b>	<b>9.7</b>
PEATTIE, Jon	UM	FR	13	0	37	22	103	7.9
LEONARD, Brian	RU	SO	12	14	2	0	86	7.2
<b>WARLEY, Carter</b>	<b>VT</b>	<b>SR</b>	<b>13</b>	<b>0</b>	<b>54</b>	<b>12</b>	<b>90</b>	<b>6.9</b>
WILSON, Quincy	WVU	SR	12	13	0	0	78	6.5
SCIORTINO, Sandro	BC	SR	11	0	36	11	69	6.3

SCORING (TDs)	Team	CI	G	TD	Rush	Pass	Ret	PAT	Pts	Pts/G
REYES, Walter	SU	JR	12	21	20	1	0	1	128	10.7
FITZGERALD, Larry	UP	SO	13	22	0	22	0	0	132	10.2
<b>JONES, Kevin</b>	<b>VT</b>	<b>JR</b>	<b>13</b>	<b>21</b>	<b>21</b>	<b>0</b>	<b>0</b>	<b>0</b>	<b>126</b>	<b>9.7</b>
LEONARD, Brian	RU	SO	12	14	9	5	0	1	86	7.2
WILSON, Quincy	WVU	SR	12	13	12	1	0	0	78	6.5

SCORING (KICK)	Team	CI	G	PATs	FGs	Pts	Pts/G
PEATTIE, Jon	UM	FR	13	37-37	22-28	103	7.9
<b>WARLEY, Carter</b>	<b>VT</b>	<b>SR</b>	<b>13</b>	<b>54-57</b>	<b>12-18</b>	<b>90</b>	<b>6.9</b>
BARBER, Collin	SU	JR	11	33-34	12-16	69	6.3
SCIORTINO, Sandro	BC	SR	11	36-36	11-18	69	6.3
COOPER, Brad	WVU	SO	13	46-48	11-18	79	6.1
SANDS, Ryan	RU	SR	10	24-25	12-21	60	6.0
ABDUL, David	UP	SO	13	49-51	9-18	76	5.8
DAVIS, Jared	TU	SR	12	23-26	10-22	53	4.4
CORTESE, Mike	RU	SO	12	2-2	1-2	5	0.4
<b>PACE, Brandon</b>	<b>VT</b>	<b>FR</b>	<b>12</b>	<b>4-4</b>	<b>0-0</b>	<b>4</b>	<b>0.3</b>

FIELD GOAL PCT	Team	CI	G	FG	FGA	Pct.	FG/G
PEATTIE, Jon	UM	FR	13	22	28	78.6	1.69
SANDS, Ryan	RU	SR	10	12	21	57.1	1.20
BARBER, Collin	SU	JR	11	12	16	75.0	1.09
SCIORTINO, Sandro	BC	SR	11	11	18	61.1	1.00
<b>WARLEY, Carter</b>	<b>VT</b>	<b>SR</b>	<b>13</b>	<b>12</b>	<b>18</b>	<b>66.7</b>	<b>0.92</b>
COOPER, Brad	WVU	SO	13	11	18	61.1	0.85
DAVIS, Jared	TU	SR	12	10	22	45.5	0.83

FIELD GOAL PCT	Team	CI	G	FG	FGA	Long	Pct.
PEATTIE, Jon	UM	FR	13	22	28	51	78.6
BARBER, Collin	SU	JR	11	12	16	43	75.0
<b>WARLEY, Carter</b>	<b>VT</b>	<b>SR</b>	<b>13</b>	<b>12</b>	<b>18</b>	<b>43</b>	<b>66.7</b>
SCIORTINO, Sandro	BC	SR	11	11	18	40	61.1
COOPER, Brad	WVU						

## 2003 BIG EAST Defensive Statistics

### TACKLES (All positions)

Player	Team	Cl	G	Pos	Solo	Ast	Total	Avg	Sack
WILEY, Grant	WVU	SR	13	LB	99	68	167	12.8	1.0
WALLACE, Rian	TU	SO	12	LB	97	51	148	12.3	1.0
SCANLON, Rich	SU	SR	12	LB	94	53	147	12.2	1.5
LEHNORTT, Adam	WVU	JR	13	LB	74	65	139	10.7	5.0
MOORE, Lewis	UP	SR	13	LB	94	43	137	10.5	4.5
FERRI, Diamond	SU	JR	12	DB	75	45	120	10.0	1.0
<b>CRAWFORD, Mike</b>	<b>VT</b>	<b>SR</b>	<b>13</b>	<b>DB</b>	<b>71</b>	<b>58</b>	<b>129</b>	<b>9.9</b>	<b>1.0</b>
OTT, Josh	BC	SR	13	LB	70	58	128	9.8	0.0
BENNETT, Brian	UP	SO	12	LB	79	39	118	9.8	3.0
VILMA, Jon	UM	SR	12	LB	53	57	110	9.2	0.5
GYORKO, Scott	WVU	JR	13	LB	67	52	119	9.2	0.0
<b>BAAQEE, Mikal</b>	<b>VT</b>	<b>JR</b>	<b>12</b>	<b>LB</b>	<b>58</b>	<b>51</b>	<b>109</b>	<b>9.1</b>	<b>2.0</b>
KING, Brian	WVU	SR	13	DB	86	32	118	9.1	1.0
FLORES, Brian	BC	SR	12	LB	66	40	106	8.8	0.0
SMITH, Anthony	SU	SO	12	FS	68	38	106	8.8	0.0
LORELLO, Mike	WVU	SO	12	DB	69	37	106	8.8	1.0
JOHNSON, Jarvis	RU	JR	11	DB	51	46	97	8.8	0.5
<b>MANNING, Brandon</b>	<b>VT</b>	<b>JR</b>	<b>12</b>	<b>LB</b>	<b>51</b>	<b>53</b>	<b>104</b>	<b>8.7</b>	<b>1.0</b>
JACKSON, Yazid	TU	SR	12	DB	68	36	104	8.7	0.0
<b>WILLIAMS, Jimmy</b>	<b>VT</b>	<b>SO</b>	<b>13</b>	<b>DB</b>	<b>60</b>	<b>47</b>	<b>107</b>	<b>8.2</b>	<b>0.0</b>
PRUITT, Kellen	SU	SO	12	LB	61	35	96	8.0	2.5
<b>ROBINSON, Vegas</b>	<b>VT</b>	<b>SR</b>	<b>13</b>	<b>LB</b>	<b>56</b>	<b>42</b>	<b>98</b>	<b>7.5</b>	<b>1.0</b>
JONES, Adam	WVU	SO	13	DB	66	27	93	7.2	0.0
BENNETT, Troy	TU	SR	12	LB	50	34	84	7.0	1.0
TAYLOR, Sean	UM	JR	12	DB	39	44	83	6.9	0.0
ORR, Raheem	RU	SR	12	DE	32	50	82	6.8	8.5
HENDERSON, Ray	BC	SO	13	LB	46	42	88	6.8	1.0
<b>HALL, DeAngelo</b>	<b>VT</b>	<b>JR</b>	<b>13</b>	<b>CB</b>	<b>59</b>	<b>29</b>	<b>88</b>	<b>6.8</b>	<b>0.0</b>
GILKINSON, Will	RU	SO	11	LB	26	46	72	6.5	1.5
KIWANUKA, Mathias	BC	SO	13	DE	58	25	83	6.4	11.5
STANCIL, T.J.	BC	JR	13	DB	55	27	82	6.3	0.0
SPENCER, S.	UP	SR	13	DB	63	19	82	6.3	0.0
WILLIAMS, D.J.	UM	SR	12	LB	36	39	75	6.2	4.0
MORRIS, Tez	UP	JR	13	DB	55	26	81	6.2	0.0
WADE, Lawrence	TU	JR	12	DB	50	23	73	6.1	2.0
JONES, Nate	RU	SR	12	DB	45	28	73	6.1	0.0
COOK, Paul	BC	SR	12	SS	49	19	68	5.7	0.0
SMITH, Kelvin	SU	FR	12	LB	50	18	68	5.7	1.0
WASHINGTON, L.	WVU	SR	13	LB	43	27	70	5.4	1.0
FERRARA, Christian	SU	SR	12	DT	44	18	62	5.2	3.0
FRAZIER, Lance	WVU	SR	13	DB	47	20	67	5.2	0.0
GACHELIN, Louis	SU	SR	12	DT	35	26	61	5.1	5.5
<b>LEWIS, Jonathan</b>	<b>VT</b>	<b>SO</b>	<b>13</b>	<b>DT</b>	<b>34</b>	<b>31</b>	<b>65</b>	<b>5.0</b>	<b>4.0</b>
BLACKMON, Will	BC	SO	13	CB	50	14	64	4.9	0.0
LYNCH, Ben	WVU	JR	13	DL	42	22	64	4.9	2.0
GILLIARD, Tyrone	UP	JR	13	DB	43	21	64	4.9	2.5
SHEAN, Peter	BC	JR	11	CB	45	9	54	4.9	0.0
POSTELL, Malcolm	UP	SR	13	LB	45	18	63	4.8	1.0

### SACKS

Player	Team	Cl	G	Pos	Solo	Ast	Yds	Total	Avg/G
KIWANUKA, Mathias	BC	SO	13	DE	10	3	55	11.5	0.88
ORR, Raheem	RU	SR	12	DE	7	3	56	8.5	0.71
<b>COLAS, Coles</b>	<b>VT</b>	<b>SR</b>	<b>12</b>	<b>DE</b>	<b>6</b>	<b>1</b>	<b>37</b>	<b>6.5</b>	<b>0.54</b>
HARDEE, Jason	WVU	JR	13	DL	6	0	21	6.0	0.46
<b>ADIBI, N.</b>	<b>VT</b>	<b>SR</b>	<b>12</b>	<b>DE</b>	<b>5</b>	<b>1</b>	<b>39</b>	<b>5.5</b>	<b>0.46</b>
GACHELIN, Louis	SU	SR	12	DT	5	1	35	5.5	0.46
NANTON, Javon	UM	SO	11	DE	5	1	34	5.5	0.50
METTLING, Phil	BC	JR	12	DE	5	0	35	5.0	0.42
LEHNORTT, Adam	WVU	JR	13	LB	5	0	26	5.0	0.38
MOORE, Lewis	UP	SR	13	LB	4	1	36	4.5	0.35
LUKABU, Piana	RU	JR	12	DE	4	1	24	4.5	0.38
KONTE, Sadeke	TU	JR	11	SS	4	0	33	4.0	0.36
WILLIAMS, D.J.	UM	SR	12	LB	3	2	27	4.0	0.33
<b>LEWIS, Kevin</b>	<b>VT</b>	<b>JR</b>	<b>12</b>	<b>DT</b>	<b>4</b>	<b>0</b>	<b>21</b>	<b>4.0</b>	<b>0.33</b>
<b>LEWIS, Jonathan</b>	<b>VT</b>	<b>SO</b>	<b>13</b>	<b>DT</b>	<b>3</b>	<b>2</b>	<b>14</b>	<b>4.0</b>	<b>0.31</b>

### TACKLES FOR LOSS

Player	Team	Cl	G	Pos	Solo	Ast	Yds	Total	Avg/G
ORR, Raheem	RU	SR	12	DE	13	13	88	19.5	1.62
WALLACE, Rian	TU	SO	12	LB	19	1	52	19.5	1.62
FERRARA, Christian	SU	SR	12	DT	15	3	43	16.5	1.38
KIWANUKA, Mathias	BC	SO	13	DE	13	6	73	16.0	1.23
WILEY, Grant	WVU	SR	13	LB	14	0	26	14.0	1.08
LORELLO, Mike	WVU	SO	12	DB	13	0	35	13.0	1.08
LEHNORTT, Adam	WVU	JR	13	LB	13	0	40	13.0	1.00
VILMA, Jon	UM	SR	12	LB	10	5	29	12.5	1.04
<b>COLAS, Coles</b>	<b>VT</b>	<b>SR</b>	<b>12</b>	<b>DE</b>	<b>12</b>	<b>1</b>	<b>52</b>	<b>12.5</b>	<b>1.04</b>
GACHELIN, Louis	SU	SR	12	DT	11	3	57	12.5	1.04
LYNCH, Ben	WVU	JR	13	DL	11	1	25	11.5	0.88
WILFORK, Vince	UM	JR	13	DL	9	5	38	11.5	0.88
BULMAN, Tim	BC	JR	13	DT	10	2	42	11.0	0.85
<b>CRAWFORD, M.</b>	<b>VT</b>	<b>SR</b>	<b>13</b>	<b>DB</b>	<b>11</b>	<b>0</b>	<b>28</b>	<b>11.0</b>	<b>0.85</b>
APOSTOLIDIS, Taso	TU	SR	12	DL	10	2	42	11.0	0.92

## Final BIG EAST Team Rankings

SCORING OFFENSE	G	TD	XP	2XP	DXP	FG	Saf	Pts	Avg
Virginia Tech	13	61	58	0	0	12	0	460	35.4
Pittsburgh	13	51	49	0	0	10	2	389	29.9
West Virginia	13	49	47	0	0	11	1	376	28.9
Boston College	13	48	45	2	0	11	0	370	28.5
Miami	13	42	39	1	0	22	1	361	27.8
Rutgers	12	42	34	1	0	13	1	329	27.4
Syracuse	12	41	36	1	0	12	0	320	26.7
Temple	12	30	25	0	0	10	0	235	19.6

SCORING DEFENSE	G	TD	XP	2XP	DXP	FG	Saf	Pts	Avg
Miami	13	23	22	0	0	12	0	196	15.1
West Virginia	13	35	31	1	0	18	0	297	22.8
Virginia Tech	13	40	36	1	0	7	0	299	23.0
Pittsburgh	13	40	35	0	0	12	0	311	23.9
Syracuse	12	36	34	0	0	17	0	301	25.1
Boston College	13	44	33	0	0	10	2	331	25.5
Rutgers	12	47	41	2	0	9	0	354	29.5
Temple	12	49	47	1	0	16	1	393	32.8

PASS OFFENSE	G	Att	Cmp	Int	Pct.	Yds	Avg	TD	Yds/G
Pittsburgh	13	427	251	14	58.8	3746	8.8	38	288.2
Rutgers	12	406	240	19	59.1	2757	6.8	16	229.8
Temple	12	444	234	12	52.7	2697	6.1	13	224.8
Boston College	13	397	224	13	56.4	2888	7.3	24	222.2
Miami	13	410	245	20	59.8	2796	6.8	15	215.1
Virginia Tech	13	305	181	15	59.3	2502	8.2	17	192.5
Syracuse	12	311	186	8	59.8	2164	7.0	10	180.3
West Virginia	13	252	129	8	51.2	2034	8.1	19	156.5

PASS DEFENSE	G	Att	Cmp	Int	Pct.	Yds	Avg	TD	Yds/G
Miami	13	328	167	19	50.9	1832	5.6	9	140.9
Rutgers	12	347	179	10	51.6	2597	7.5	20	216.4
Pittsburgh	13	407	233	14	57.2	2829	7.0	15	217.6
Syracuse	12	395	237	17	60.0	2666	6.7	22	222.2
Temple	12	340	215	11	63.2	2724	8.0	20	227.0
Boston College	13	442	255	19	57.7	2984	6.8	21	229.5
Virginia Tech	13	405	244	15	60.2	3009	7.4	19	231.5
West Virginia	13	489	289	21	59.1	3378	6.9	18	259.8

RUSHING OFFENSE	G	Att	Yds	Avg	TD	Yds/G
West Virginia	13	600	2762	4.6	25	212.5
Virginia Tech	13	515	2721	5.3	33	209.3
Syracuse	12	509	2273	4.5	27	189.4
Boston College	13	557	2367	4.2	23	182.1
Miami	13	507	2338	4.6	18	179.8
Rutgers	12	499	1666	3.3	19	138.8
Temple	12	415	1439	3.5	17	119.9
Pittsburgh	13	482	1530	3.2	12	117.7

RUSHING DEFENSE	G	Rush	Yards	Avg	TD	Yds/G
Miami	13	458	1516	3.3	11	116.6
Boston College	13	491	1673	3.4	15	128.7
West Virginia	13	485	1709	3.5	13	131.5
Virginia Tech	13	509	1768	3.5	20	136.0
Syracuse	12	457	1658	3.6	11	138.2
Rutgers	12	461	1959	4.2	22	163.2
Pittsburgh	13	532	2405	4.5	24	185.0
Temple	12	521	2420	4.6	27	201.7

TOTAL OFFENSE	G	Rush	Pass	Plays	Yards	Avg/P	TD	Yds/G
Pittsburgh	13	1530	3746	909	5276	5.8	50	405.8
Boston College	13	2367	2888	954	5255	5.5	47	404.2
Virginia Tech	13	2721	2502	820	5223	6.4	50	401.8
Miami	13	2338	2796	917	5134	5.6	33	394.9
Syracuse	12	2273	2164	820	4437	5.4	37	369.8
West Virginia	13	2762	2034	852	4796	5.6	44	368.9
Rutgers	12	1666	2757	905	4423	4.9	35	368.6
Temple	12	1439	2697	859	4136	4.8	30	344.7

TOTAL DEFENSE	G	Rush	Pass	Ply	Yards	Avg	TD	Yds/G
---------------	---	------	------	-----	-------	-----	----	-------

# Tech Signs 19 to Football Grants-in-Aid

## Elite RB, two of state's top four players highlight class

One of the nation's top running backs, as well as the state's top quarterback and receiver combo, highlight a football recruiting class composed of 19 student-athletes, including 14 who signed grants-in-aid with Virginia Tech on signing day. The other five members of the class enrolled at Tech in January and have already taken part in classes and winter workouts.

"I think we really helped ourselves offensively, particularly at the skilled positions — receivers, running backs and quarterback," head coach Frank Beamer said. "We want to be a balanced offense, running and throwing, and we think we helped ourselves in both of those areas with this class.

"Defensively, we got more skilled people than anything else, but we feel great about the other defensive players

we have been able to attract to Virginia Tech," he added. "I also like the fact that we got six out of the top 13 players in the state of Virginia, which is consistent with our trend of recruiting the best players in the state."

Fayetteville, N.C., running back George Bell (5-11, 225), who graduated high school early and enrolled at Tech in January, is ranked as the No. 4 tailback in the nation by *Tom Lemming's Prep Football Report*. Bell is one of six All-Americans as named by *SuperPrep* to sign with the Hokies.

Westfield High quarterback Sean Glennon (6-3, 185), who directed his team to the Virginia AAA Group 6 state title, is the highest-rated signal-caller in the state, according to *The Roanoke Times* and *SuperPrep*. He is joined by teammate Eddie Royal, who was on the other end of many

of Glennon's passes. The wide receiver is ranked as the No. 1 player in Virginia by *SuperPrep* and the No. 2 player in the state by *The Roanoke Times*. The 5-10, 170-pounder is ranked the No. 13 wide receiver in the nation by rivals100.com and was the state player of the year as named by The Associated Press. This past year, he had 41 catches for 875 yards and 11 touchdowns, earning unanimous first-team all-state honors and Mid-Atlantic Offensive Player of the Year honors from *SuperPrep*.

Glennon, Royal and Bell, along with Glen Allen linebacker Andrew Bowman (6-1, 225), Chesapeake running back Brandon Ore (6-0, 225), and Cliffwood (N.J.) defensive lineman Carl Howard (6-4, 290) are the six *SuperPrep* All-Americans to sign with Tech. Glennon, Bell, Bowman and Ore were also named All-Americans by *PrepStar*.

Glennon, ranked fourth in the state by *The Roanoke Times*, is also ranked the No. 10 pro-style quarterback in the nation by rivals100.com. He ranks seventh all-time in the VHSL with 67 touchdown passes and threw just 11 career interceptions. He was named first-team all-state by both the coaches and The Associated Press. Bowman, who is ranked the No. 24 linebacker in the nation by *SuperPrep*, was named second-team all-state by both organizations. Ore rushed for 1,280 yards and 18 touchdowns with more than 300 of those yards coming in the playoffs as he led his team to the state semifinals.

The Hokies signed a total of 11 players from the state of Virginia, seven of whom were ranked among the state's top 22 players by *The Roanoke Times*. Tech's other signees from Virginia are wide receiver

## Virginia Tech's 2004 Football Recruiting Class

Name	Position	Hgt.	Wgt.	Last School	Hometown
George Bell	Running Back	5-11	225	Jack Britt H.S.	Fayetteville, N.C.
Andrew Bowman	Linebacker	6-1	225	Hermitage H.S.	Glen Allen, Va.
Brandon Flowers	Cornerback	5-9	175	Hargrave	Delray Beach, Fla.
Jeremy Gilchrist	Wide Receiver	5-10	180	Landstown H.S.	Virginia Beach, Va.
Sean Glennon	Quarterback	6-3	185	Westfield H.S.	Centreville, Va.
Michael Green	Athlete	6-0	240	Deptford H.S.	Westville, N.J.
Justin Harper	Wide Receiver	6-4	205	Hargrave	Catawba, N.C.
Brandon Holland	Offensive Line	6-4	280	Northside H.S.	Roanoke, Va.
Cory Holt	Quarterback	6-5	210	Hargrave	Lexington, N.C.
Carl Howard	Defensive Tackle	6-4	290	Matawan H.S.	Cliffwood, N.J.
Theodore Miller	Cornerback	6-2	181	H.D. Woodson H.S.	Washington, D.C.
Josh Morgan	Wide Receiver	6-2	217	Fork Union	Washington, D.C.
Brandon Ore	Running Back	6-0	205	Indian River H.S.	Chesapeake, Va.
D.J. Parker	Cornerback	6-0	185	Hargrave	Hampton, Va.
Maurice Reevey	Athlete	6-3	225	Fork Union	Highland Springs, Va.
Eddie Royal	Wide Receiver	5-10	170	Westfield H.S.	Herndon, Va.
Ryan Shuman	Offensive Line	6-3	262	Fork Union	Fork Union, Va.
Purnell Sturdivant	Fullback	5-10	220	Lake Taylor H.S.	Norfolk, Va.
Sam Wheeler	Athlete	6-3	235	Blacksburg H.S.	Blacksburg, Va.



Jeremy Gilchrist of Virginia Beach (#11); offensive lineman Brandon Holland of Roanoke (#29); athlete Maurice Reevey of Highland Springs, who prepped last year at Fork Union Military Academy; offensive lineman Ryan Shuman of Fork Union (#22); fullback Purnell Sturdivant of Norfolk (#13); and athlete Sam Wheeler of Blacksburg (#33). Defensive back D.J. Parker (6-0, 185) of Hampton originally signed with Tech in 2003, but went to Hargrave this past semester.

Gilchrist, who is ranked the No. 49 wide receiver in the nation by rivals100.com, ranks third all-time in VHSL single-season receptions (87), second in single-season receiving yards (1,399) and fifth in single-season touchdown catches (18). He finished second in VHSL career receptions (198), second in career receiving yards (3,230) and seventh in career touchdown receptions (33).

Holland was named first-team AA all-state on defense by both the coaches and the AP. Reevey is ranked the No. 9 JUCO/Prep linebacker in the nation by collegefootballnews.com. Shuman is a good-sized lineman who is ranked 24th in the state by *SuperPrep*. Sturdivant was named second-team all-state by the AP as a linebacker and is a two-time Eastern District Defensive Player of the Year. He picked up Eastern Region Player of the Year honors as a senior after rushing for 1,359 yards and 15 touchdowns and recording 97 tackles, three interceptions and four sacks on defense. Wheeler, a local product, was named an All-Atlantic Region selection as a defensive lineman by *PrepStar*. Parker was a first-team selection to the 2002 AAA Coaches all-state team as a senior in high school.

For the 16th time since 1988, the Hokies' class contains at least one player from the state of Florida. This year's class has defensive back Brandon Flowers (Delray Beach), who was ranked the No. 18 JUCO/Prep cornerback in the nation by collegefootballnews.com. He is currently prepping at Hargrave.

Tech also tapped into North Carolina's talent, signing three players from the Tar Heel State. In addition to Bell, Tech signed Catawba wide receiver Justin Harper (6-4, 205), who was ranked the No. 12 JUCO/Prep wide receiver in the nation by collegefootballnews.com. Quarterback Cory Holt (6-5, 210) of Lexington originally signed with Tech in 2003, but went to Hargrave this past semester. He is ranked the No. 9 JUCO/Prep quarterback prospect in the nation by collegefootballnews.com.

Bell is ranked the No. 28 player in the country by *Tom Lemming's Prep Football Report* despite missing the majority of two seasons with a knee injury. Harper is an athletic receiver with good size who originally signed a basketball NLI with Winthrop before enrolling at Hargrave. Holt, who tied a state record as a junior in high school by throwing for eight touchdown passes in a game, threw a 47-yard touchdown pass to Harper in Hargrave's jayvee game against the Hokies.

Virginia Tech also picked up two players from Washington, D.C., both coming from H.D. Woodson High. Defensive back Theodore Miller (6-2, 181) is ranked No. 17 in Maryland/D.C. by rivals100.com. He joins wide receiver Josh Morgan, who prepped at Fork Union Military last semester.

The Hokies also inked two players from the Garden State as Howard and Westville (N.J.) fullback/linebacker Michael Green (6-0, 240) both signed with Tech. Howard, the son of former NFL defensive back Carl Howard, was named an All-American by *SuperPrep* and is ranked the No. 29 defensive tackle in the country by rivals100.com. Green was named an All-East Region selection as a linebacker by *PrepStar* and was named the *Gloucester County Times* Defensive Player of the Year as a senior after recording 135 tackles.

The five players who are already enrolled at Virginia Tech are Bell, Harper, Holt, Morgan and Parker.

## 2003 Lettermen and Returning Starters

Total Lettermen: 57; Lost 16/Returning 41  
(2003 starters in bold; starts in parentheses)

### Offense

<b>Lost - 8</b>		<b>Returning - 17</b>
<b>Ernest Wilford</b> (13)	SE	Chris Clifton, #Michael Malone
<b>Keith Willis</b> (11)	TE	Jeff King (2), Jared Mazzetta
	OT	<b>Jon Dunn</b> (12), <b>Jimmy Martin</b> (13), Reggie Butler
<b>Jacob Gibson</b> (10)+	OG	<b>Will Montgomery</b> (10), James Miller (6), Brandon Gore
<b>Jake Grove</b> (13)	C	
	QB	<b>Bryan Randall</b> (13), Marcus Vick
<b>Doug Easlick</b> (13), #Steve Canter	FB	
<b>Kevin Jones</b> (13)	TB	Cedric Humes, Mike Imoh
<b>Chris Shreve</b> (4)	FL	Richard Johnson (3), Justin Hamilton (6), David Clowney

### Defense

<b>Lost - 6</b>		<b>Returning - 20</b>
<b>Nathaniel Adibi</b> (13)	E	Darryl Tapp (2), Noland Burchette, #Bob Ruff
<b>Cols Colas</b> (11)	T	<b>Kevin Lewis</b> (10), <b>Jonathan Lewis</b> (13), Tim Sandidge (3), Jason Lallis, Isaac Montgomery
	OLB	<b>Brandon Manning</b> (12), Aaron Rouse (1), #James Anderson
<b>Vegas Robinson</b> (13)	ILB	<b>Mikal Baaqee</b> (12), *Jordan Trott (1), Blake Warren, #Chad Cooper
<b>DeAngelo Hall</b> (12)	CB	Eric Green (5), *Vincent Fuller (3), James Griffin
<b>Garnell Wilds</b> (6)		
<b>Michael Crawford</b> (13)	ROV S	* <b>Jimmy Williams</b> (13), Mike Daniels

### Specialists

<b>Lost - 2</b>		<b>Returning - 4</b>
<b>Carter Warley</b>	PK	Brandon Pace
	KO	<b>Vinnie Burns</b>
	P	
<b>Robert Peaslee</b>	H	<b>Travis Conway</b>
	DS	<b>Nick Leeson</b>

#Lettered mainly for play on special teams  
\*Has changed positions for spring practice  
+Gibson also started a game at tackle  
‡Will also play fullback

# Series vs. 2004 Opponents

## Southern Cal

First Meeting

## Western Michigan

Tech leads 2-0-0

2001	hW	31-	0
2002	aW	30-	0

## Duke

Duke leads 7-4-0

1937	nL15	0-	25
1938	nL15	0-	18
1948	nL1	0-	7
1949	aL	7-	55
1950	nL5	6-	47
1951	nL4	6-	55
1969	nW4	48-	12
1981	aL	7-	14
1982	aW	22-	21
1983	hW	27-	14
1984	hW	27-	0

## N.C. State

Tech leads 23-17-4

1900	aW	18-	2
1902	hW	11-	6
1903	hW	21-	0
1906	nW2	6-	0
1908	nL4	5-	6
1909	nW4	18-	5
1910	nL4	3-	5
1911	nW4	3-	0
1914	nW4	3-	0
1916	nW4	40-	0
1917	nT4	7-	7
1918	nW4	25-	0
1919	nL4	0-	3
1920	nL17	6-	14
1921	nW4	7-	3
1922	nW4	24-	0
1923	nW4	16-	0
1924	aL	3-	6
1925	hT	0-	0
1934	nW21	7-	6
1935	nL21	0-	6
1936	aL	0-	13
1937	aL	7-	13
1938	hW	7-	0
1941	nW5	14-	13
1945	aL	0-	6
1946	hW	14-	6
1949	nL4	13-	14
1950	aL	6-	34
1951	hL	14-	19
1954	hW	30-	21
1955	nW6	34-	26
1956	nW4	35-	6
1957	nL1	0-	12
1958	aT	14-	14
1959	nL4	13-	15
1960	aL	14-	29
1963	aL	7-	13
1964	hW	28-	19
1986	nW24	25-	24
1989	aW	25-	23
1990	hW	20-	16
1991	aL	0-	7
1992	hT	13-	13

## West Virginia

WVU leads 28-20-1

1912	hW	41-	0
1915	aL	0-	19
1916	nL16	0-	20
1917	nL13	3-	27
1952	aL	7-	27

1953	nL6	7-	12
1957	aL	0-	14
1958	nL2	20-	21
1959	aW	12-	0
1960	nW2	15-	0
1961	aL	0-	28
1962	nL2	0-	14
1963	aW	28-	3
1964	hL	10-	23
1965	aL	22-	31
1966	hT	13-	13
1967	aW	20-	7
1968	hW	27-	12
1973	aL	10-	24
1974	hL	21-	22
1975	aL	7-	10
1976	hW	24-	7
1977	aL	14-	20
1978	hW	16-	3
1979	aL	23-	34
1980	hW	34-	11
1981	aL	6-	27
1982	hL	6-	16
1983	aL	0-	13
1984	hL	7-	14
1985	aL	9-	24
1986	hW	13-	7
1987	aL	16-	28
1988	hL	10-	22
1989	aW	12-	10
1990	hW	26-	21
1991	aW	20-	14
1992	hL	7-	16
1993	aL	13-	14
1994	hW	34-	6
1995	aW	27-	0
1996	hW	31-	14
1997	aL	17-	30
1998	hW	27-	13
1999	aW	22-	20
2000	hW	48-	20
2001	aW	35-	0
2002	hL	18-	21
2003	aL	7-	28

## Wake Forest

Tech leads 20-11-1

1916	hW	52-	0
1917	hW	50-	0
1918	hW	40-	0
1919	hW	40-	0
1954	nW2	32-	0
1955	aL	0-	13
1956	hT	13-	13
1957	aW	10-	3
1958	nL4	6-	13
1959	aL	18-	27

1960	hW	22-	13
1961	aL	15-	24
1962	hW	37-	8
1963	aW	27-	0
1964	nL1	21-	38
1965	nW1	12-	3
1966	aW	11-	0
1968	hW	7-	6
1969	aL	10-	16
1970	aL	9-	28
1971	hL	9-	20
1972	aW	44-	9
1975	hW	40-	10
1976	aW	23-	6
1977	hW	28-	10
1978	aW	28-	6
1979	hL	14-	19
1980	aW	16-	7
1981	hW	30-	14
1982	hL	10-	13
1983	hL	6-	13
1984	aW	21-	20

## Florida A&M

First Meeting

## Georgia Tech

Georgia Tech leads 1-0-0

1990	aL	3-	6
------	----	----	---

## UNC

Tech leads 12-9-6

1895	nL9	5-	32
1896	nT10	0-	0
1897	nW10	4-	0
1898	nL5	6-	28
1900	aT	0-	0
1902	nT1	0-	0
1903	nW4	21-	0
1904	hL	0-	6
1905	nW2	35-	6
1906	nT2	0-	0
1907	nW2	20-	6
1908	nW2	10-	0
1909	nW2	15-	0
1910	nW2	20-	0
1911	nT2	0-	0
1912	nW19	26-	0
1913	nW5	14-	7
1916	nW1	14-	7
1918	aW	18-	7
1928	aW	16-	14
1929	aL	13-	38
1930	hL	21-	39
1938	aL	0-	7

1939	nL4	6-	13
1945	nL1	0-	14
1946	aT	14-	14
1998	nL25	3-	42

## Maryland

Maryland leads 17-13-0

1897	nL4	4-	18
1898	nL3	0-	23
1901	nW2	18-	0
1911	nW4	12-	0
1919	aW	6-	0
1920	hL	0-	7
1921	aL	7-	10
1922	hW	21-	0
1923	nW18	16-	7
1924	nW18	12-	0
1925	nW18	3-	0
1926	nW4	24-	8
1927	nL4	7-	13
1928	nW4	9-	6
1929	nL4	0-	24
1930	nL4	7-	13
1931	hL	0-	20
1932	aW	23-	0
1933	nW4	14-	0
1934	nL4	9-	14
1935	aL	0-	7
1936	nL1	0-	6
1945	hW	21-	13
1946	aL	0-	6
1947	hL	19-	21
1948	aL	0-	28
1949	hL	7-	34
1950	aL	7-	63
1990	aL	13-	20
1993	hW	55-	28

## Virginia

Tech leads 43-37-5

1895	aL	0-	38
1896	aL	0-	44
1899	aL	0-	28
1900	aL	5-	17
1901	hL	0-	16
1902	aL	0-	6
1903	nL2	0-	21
1904	nL2	0-	5
1905	aW	11-	0
1923	aW	6-	3
1924	hL	0-	6
1925	aL	0-	10
1926	hW	6-	0
1927	aL	0-	7
1928	hW	20-	0
1929	aW	32-	12
1930	hW	34-	13
1931	aT	0-	0
1932	hW	13-	0
1933	aT	6-	6
1934	hW	19-	6
1935	aT	0-	0
1936	hW	7-	6
1937	aW	14-	7
1938	hL	6-	14
1939	aW	13-	0
1940	nW4	6-	0
1941	nL4	0-	34
1942	nW4	20-	14
1945	nL1	13-	31
1946	nT1	21-	21
1947	nL1	7-	41
1948	nL1	0-	28

1949	nL1	0-	26
1950	nL1	6-	45
1951	nL1	0-	33
1952	nL1	0-	42
1953	aW	20-	6
1954	nW1	6-	0
1955	nW1	17-	13
1956	nW1	14-	7
1957	nL2	7-	38
1958	nW1	22-	13
1959	nW2	40-	14
1960	nW1	40-	6
1961	nW1	20-	0
1962	nW1	20-	15
1963	nW1	10-	0
1964	aL	17-	20
1965	hW	22-	14
1966	aW	24-	7
1970	hL	0-	7
1971	aW	6-	0
1972	aL	20-	24
1973	hW	27-	15
1974	aL	27-	28
1975	hW	24-	17
1976	aW	14-	10
1977	hT	14-	14
1978	aL	7-	17
1979	aL	18-	20
1980	hW	30-	0
1981	aW	20-	3
1982	hW	21-	14
1983	aW	48-	0
1984	hL	23-	26
1985	aW	28-	10
1986	hW	42-	10
1987	aL	13-	14
1988	hL	10-	16
1989	aL	25-	32
1990	hW	38-	13
1991	aL	0-	38
1992	hL	38-	41
1993	aW	20-	17
1994	hL	23-	42
1995	aW	36-	29
1996			

# Virginia Tech Coaches



**Frank Beamer**  
Head Coach




**Billy Hite**  
Associate Head Coach  
and Running Backs Coach




**Bud Foster**  
Defensive Coordinator  
and Inside  
Linebackers Coach



**Bryan Stinespring**  
Offensive Coordinator  
and Offensive Line Coach



**Jim Cavanaugh**  
Recruiting Coordinator  
and Strong Safety and  
Outside Linebackers Coach



**Tony Ball**  
Wide Receivers Coach



**Danny Pearman**  
Tight Ends and  
Offensive Tackles Coach



**Kevin Rogers**  
Quarterbacks Coach



**Lorenzo Ward**  
Defensive Backfield  
Coach



**Charley Wiles**  
Defensive Line Coach

# Football Support Staff



**John Ballein**  
Associate A.D. for  
Football Operations



**Diana Clark**  
Secretary to  
Coach Beamer



**Steve DeMasi**  
Graduate  
Assistant



**Bruce Garnes**  
Administrative  
Assistant



**Mike Gentry**  
Assistant A.D. for  
Athletic Performance



**Mike Goforth**  
Director of  
Athletic Training



**Jay Johnson**  
Assistant Director of  
Strength & Conditioning



**Lester Karlin**  
Equipment  
Manager



**Gunnar Brolinson, D.O.**  
Team  
Physician



**Lisa Marie**  
Football Program  
Support Technician




**J.C. Price**  
Graduate  
Assistant



**Kristie Verniel**  
Football Program  
Support Technician

[www.hokiesports.com](http://www.hokiesports.com)

# The 2004 Hokie Seniors




45 Mikal Baaqee  
LB • Columbia, Md.




38 Vinnie Burns  
P • New Orleans, La.



62 Travis Conway  
DS • Richmond, Va.



33 Chad Cooper  
LB • Herndon, Va.




31 Mike Daniels  
FS • Fairfax, Va.



95 Jim Davis  
DE • Highland Springs, Va.



79 Jon Dunn  
OT • Virginia Beach, Va.



8 Vincent Fuller  
FS • Baltimore, Md.



13 Lance Goff  
QB • Wytheville, Va.



1 Eric Green  
CB • Clewiston, Fla.



22 James Griffin  
ROV • Memphis, Tenn.




12 Richard Johnson  
FL • Baltimore, Md.



91 Jason Lallis  
DT • Mitchellville, Md.



70 Kevin Lewis  
DT • Richmond, Va.



48 Brandon Manning  
LB • Harrisburg, Pa.



85 Jared Mazzetta  
TE • Flemington, N.J.




76 James Miller  
OG • Pompano Beach, Fla.



86 Isaac Montgomery  
DT • Princeton, W. Va.



68 Robert Ramsey  
C • Coraopolis, Pa.



3 Bryan Randall  
QB • Williamsburg, Va.



54 Bob Ruff  
DE • McMurray, Pa.