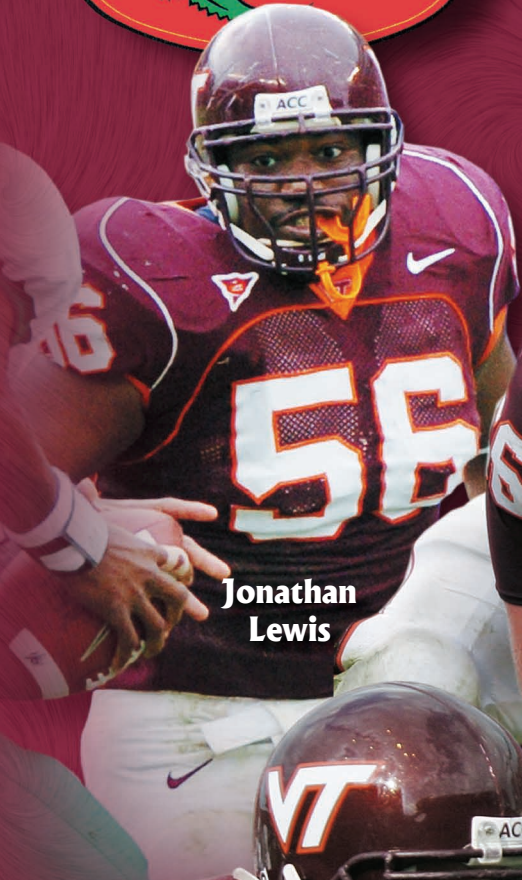




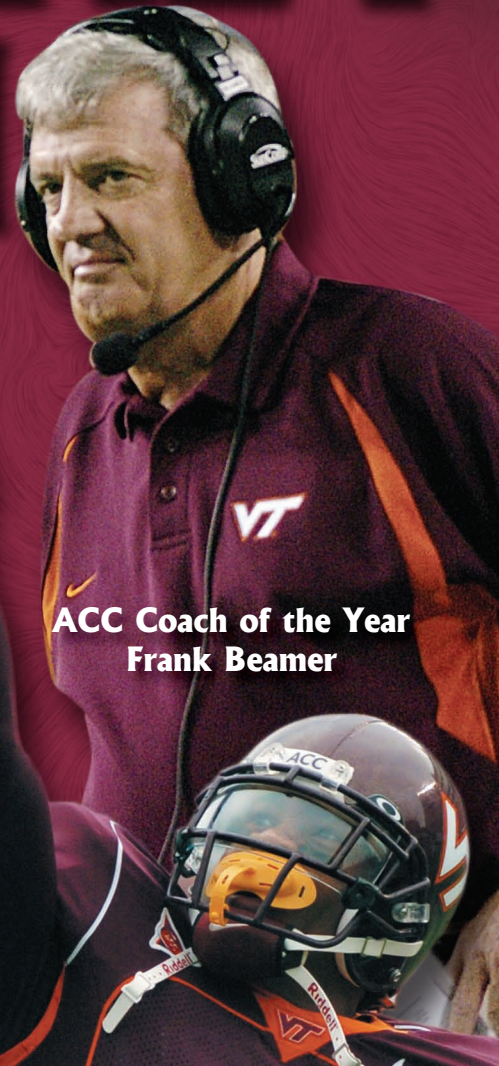
VIRGINIA TECH



Jonathan
Lewis



Will Montgomery



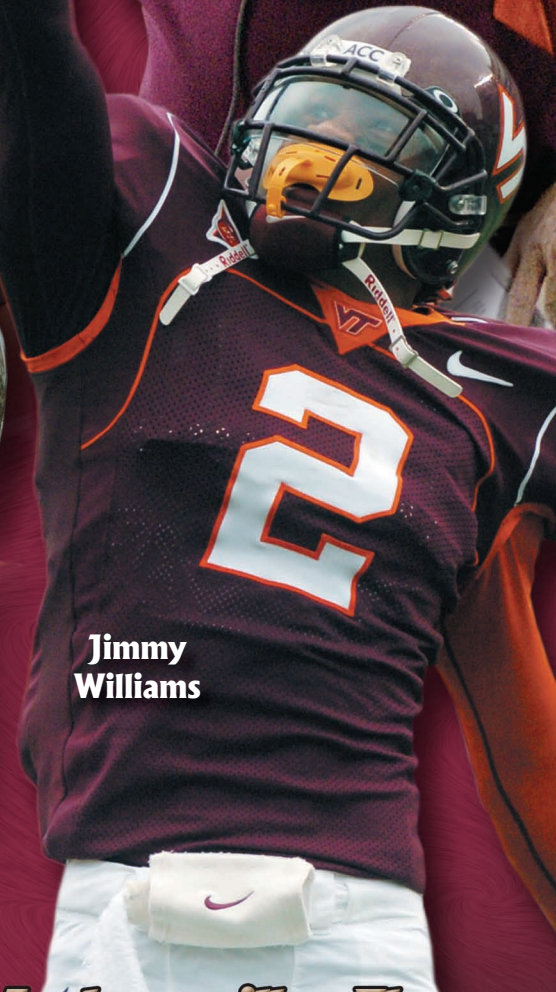
ACC Coach of the Year
Frank Beamer



Jeff King



Darryl
Tapp



Jimmy
Williams

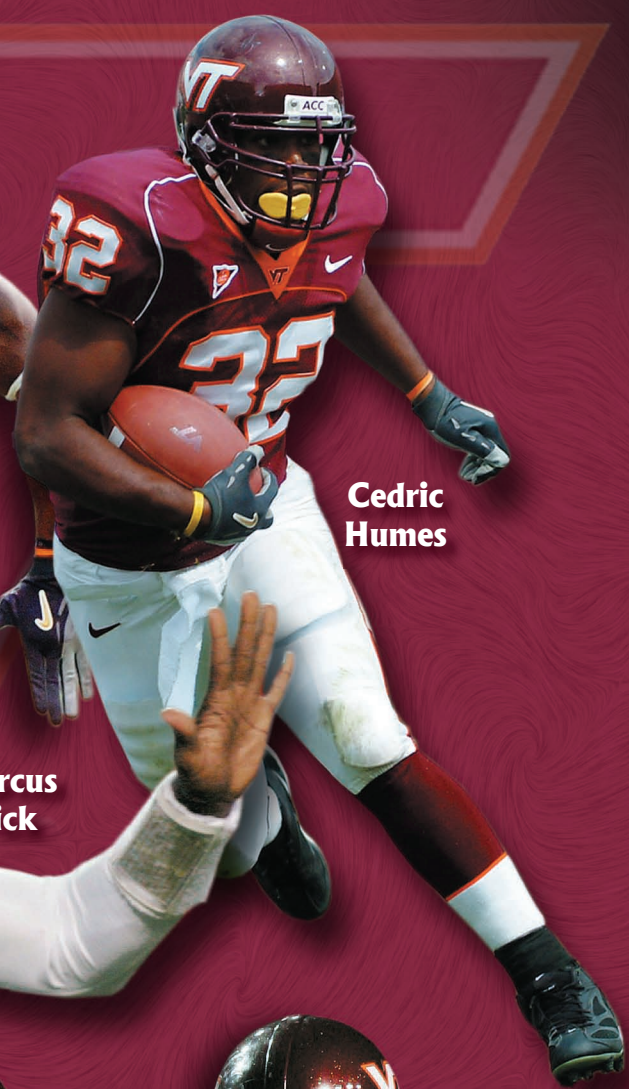
January 2, 2006 • Alltel Stadium • Jacksonville, Fla.



**David
Clowney**




**Mike
Imoh**



**Cedric
Humes**



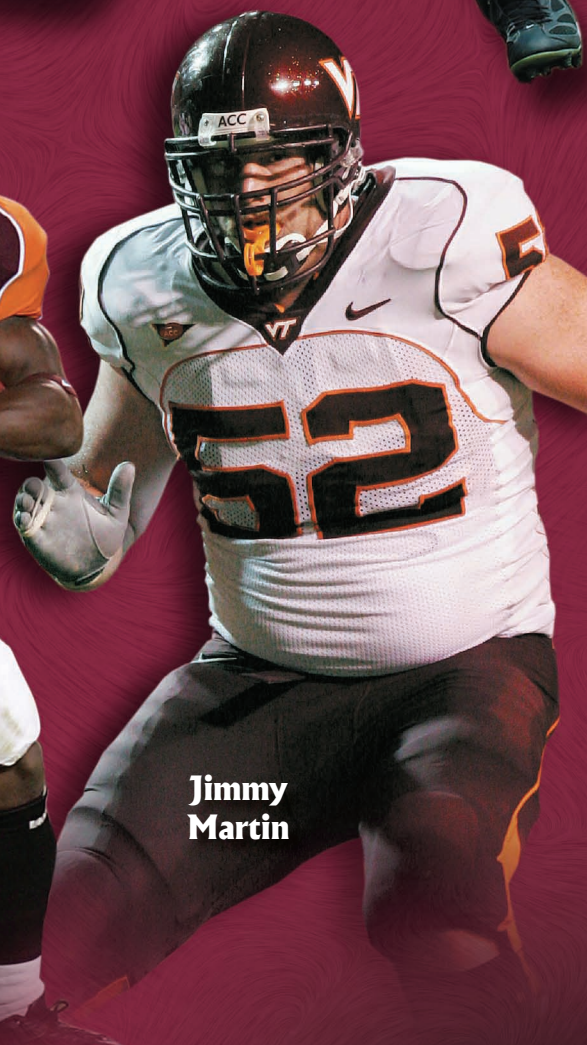
**Marcus
Vick**



**Jason
Murphy**



**Eddie
Royal**



**Jimmy
Martin**



VIRGINIA TECH

Media Guide

CONTENTS

Media Information2, 3
 Bowl Practice Schedule 2
 Bowl Headquarters/Directory 3

2005 Season

Overview6, 7
 Game-by-Game Review 56-67
 Final Statistics 68, 69
 Season Superlatives.....70
 Highlights96

Atlantic Coast Conference

Standings and Honors.....71
 Statistics72
 Team Rankings73

Football Staff

Coach Frank Beamer 32-35
 Assistant Coaches 38-50
 Associate AD John Ballein51
 Support Personnel.....52

The Players


Roster, Pronunciation Guide..... 8
 Two-Deep Lineups, Rosters 9
 Profile Updates 10-31

Records and History

Tech's Bowl History4, 5
 BeamerBall 36, 37
 Bowls: Game-by-Game 74-91
 Bowl Superlatives92
 Bowl Records93
 Tech's Career Leaders94
 Longest Plays/Last Time.....95

The University

This Is Virginia Tech53
 President Charles Steger.....54
 AD Jim Weaver, Administrators.....55



The Hokies Take On Louisville

Quick Facts

Location: Blacksburg, Virginia
Enrollment: 28,000
President: Charles W. Steger
Director of Athletics: Jim Weaver
Head Football Coach: Frank Beamer (Virginia Tech, '69)
Hokies' 2005 Football Record: 10-2 overall; 7-1 ACC
 (Coastal Division champions; lost in ACC title game)
Beamer's Overall Record: 187-102-4 (25 years)
Beamer's Record at Tech: 145-79-2 (19 years)
Faculty Chairman of Athletics: Dr. Larry Killough
Conference: Atlantic Coast Conference
Nickname: Hokies
Colors: Chicago maroon and burnt orange
Sports Information Director: Dave Smith (540) 231-6726
Sports Information Fax: (540) 231-6984
Tech Athletics on the Internet: www.hokiesports.com

2006 Gator Bowl Guide Credits

Editors: Dave Smith, Bryan Johnston
 Design: Anne Panella, Dave Knachel
 Contributors: Larry Hincker,
 Brent C. Hager,
 Brooke Frederickson,
 Mike Cummings,
 Sharon Brown
 Most of the images in this guide were taken by Assistant SID David Knachel. Covers were designed by Anne Panella. Lee Coleman and Woody Veasey also contributed images.

Printed by University Printing Services;
 Publication No.: VT/0825/1205/1M/261455

Media Information



THE HOKIES' TRAVEL PLANS

The majority of the Virginia Tech football players will travel individually and convene in Jacksonville. The official travel party will fly by charter jet and will arrive in Jacksonville at approximately noon on Tuesday, Dec. 27.

While in Jacksonville, the Hokies will be headquartered at the Jacksonville Omni and will practice at Jacksonville University. The team will return home immediately following the game on Jan. 2.

Virginia Tech Sports Information staff in attendance will be Dave Smith, sports information director, Anne Panella, associate sports information director, Bryan Johnston, assistant sports information director, and David Knachel, assistant sports information director.

For information regarding Coach Frank Beamer, contact Smith.

Requests involving players should be directed to Johnston.

To have images from the bowl week or the past season emailed, contact Knachel in Jacksonville or email him at dknachel@vt.edu.

VIRGINIA TECH'S GATOR BOWL PRACTICE PROCEDURES

Coach Frank Beamer will be available to the media at the beginning of practice at the practice site. Once dressed, requested Tech players will be available for an interview period prior to each practice except the walk-thru at Alltel Stadium on Jan 1.

Player requests should be made prior to the team's arrival at the practice site. Requests can be made in advance by contacting Bryan Johnston (cell phone 540-998-5908) or Dave Smith (cell phone 540-998-5905). Offensive and defensive players will be available on alternating days.

Media members are encouraged to arrive at the practice field early as the schedule may fluctuate.

The first three periods of practice (approximately 30 minutes) will be open to the media, including still photographers and videographers. Media members must remain on the sidelines once practice begins. Following the first three periods, practice will be closed.

Members of the Tech team will not be available for interviews at the team hotel.

PRACTICE SCHEDULE

Jacksonville University

(Alternate site for inclement weather is to be determined — check with the Virginia Tech SID for updates)

Tuesday, December 27

Team arrives at appx. 2:15

Players available for interviews at appx. 2:35

Workout begins at 2:50

Wednesday, December 28

Team arrives at appx. 11:30

Requested defensive interviews only at appx. 11:50

Practice begins at 12:05

Thursday, December 29

Team arrives at appx. 11:00

Requested offensive interviews only at appx. 11:20

(Marcus Vick will be available only on this day)

Practice begins at 11:35

Friday, December 30

Team arrives at appx. 11:00

Requested defensive interviews only at appx. 11:20

Practice begins at 11:35

Saturday, December 31

Team arrives at appx. 1:30

Requested offensive interviews only at appx. 1:50

Practice begins at 2:05

Sunday, January 1

Walk-thru at Alltel Stadium at 3:30. No interviews at this practice.



Darryl Tapp speaks with the media at a bowl practice last season.

VIRGINIA TECH SPORTS INFORMATION STAFF



Dave Smith
Assistant A.D. for
Media Relations



Anne Panella
Associate SID



Bryan Johnston
Assistant SID



Dave Knachel
Assistant SID



Bill Dyer
Assistant SID



Torge Hurst
Assistant SID



Donna Smith
Secretary

2006 TOYOTA GATOR BOWL DIRECTORY

BOWL HEADQUARTERS

VIRGINIA TECH HEADQUARTERS

Jacksonville Omni

245 Water St.; Jacksonville, FL 32202

Phone: (904) 355-6664 • Fax: (904) 791-4812

LOUISVILLE HEADQUARTERS

Marriott at Sawgrass

1000 PGA Tour Blvd.; Ponte Vedra Beach, FL 32082

Phone: (904) 285-7777 • Fax: (904) 285-0906

MEDIA HEADQUARTERS

Hyatt Regency Hotel

225 East Coast Line Dr.; Jacksonville, FL 32202

Phone: (904) 588-1234 • Fax: (904) 634-4554

VIRGINIA TECH PRACTICE SITE

Jacksonville University

2800 University Blvd. N.

Jamie Zeitz, Sports Information Director

(904) 256-7409

LOUISVILLE PRACTICE SITE

University of North Florida

4567 St. John's Bluff Road S.

Tim Strother, Sports Information Director

(904) 620-4026

KEY PHONE NUMBERS

Cheri O'Neill

Director of Media Relations, Gator Bowl

PR Office: (904) 798-5982 • Fax: (904) 632-2080

Cellular: (904) 868-3943

cheri@gatorbowl.com

Virginia Tech SID Dave Smith and the Sports Information Staff

Jacksonville Omni

Phone: (904) 355-6664 • Fax: (904) 791-4812

Virginia Tech SID Office (Blacksburg, Va.)

460 Jamerson Center; Blacksburg, VA 24061

Phone: (540) 231-6726 • Fax: (540) 231-6984

Web: www.hokiesports.com

Louisville SID Rocco Gasparo and the Sports Information Staff

Marriott at Sawgrass; Ponte Vedra Beach, FL 32082

Phone: (904) 285-7777 • Fax: (904) 285-0906

Louisville SID Office (Louisville, Ky.)

2100 S. Floyd St.

Louisville, KY 40292

Phone: (502) 852-0102 • Fax: (502) 852-7401

Web: www.UofLSports.com



Coach Frank Beamer speaks at a 2001 Gator Bowl press conference.

GATOR BOWL MEDIA SCHEDULE

(as of 12/10/05) times and names may change

December 27, 2005

Media headquarters opens – 10 a.m.

Game Week Credential Pickup

CSX Official Welcome Party – 5:30-7:30 p.m.

River City Brewing Company (media welcome)

Player Welcome Party – 5-8 p.m. (Big East: 5-7; ACC: 6-8)

Dave & Buster's – 7025 Salisbury Road (media welcome)

December 28, 2005

Adventure Landing Big East Player's Outing – 3-5 p.m.

1944 Beach Blvd. (media welcome)

December 29, 2005

Wolfson Childrens Hospital Player Visit – 2-3 p.m.

800 Prudential Drive (photo opportunity only)

December 30, 2005

Adventure Landing ACC Player's Outing – 3-5 p.m.

1944 Beach Blvd. (media welcome)

December 31, 2005

Gator Bowl Coaches Luncheon and Hall of Fame Induction – Noon

Hyatt Regency (media welcome)

Big East Team Pep Rally - 1:30 p.m.

Jacksonville Landing

ACC Team Pep Rally - 5:30 p.m.

Jacksonville Landing

Fireworks - Midnight

Downtown Riverfront

January 1, 2006

Press Conference – 2-3 p.m. (ACC: 2-2:30 p.m.; Big East: 2:30-3 p.m.)

Hyatt Regency Hotel; Head coach and team captains

January 2, 2006

Toyota Gator Bowl – 12:30 p.m.

Virginia Tech's Bowl History



Coach Frank Beamer gets a dousing following the Hokies' victory over Clemson in the 2001 Toyota Gator Bowl in Jacksonville, Florida.

2006 Gator Bowl Keeps Hokies' Streak Going

2006 Toyota Gator Bowl

Virginia Tech's 2006 bid marks the Hokies' fifth appearance in the Toyota Gator Bowl game, 13th consecutive postseason appearance under Coach Frank Beamer, and 19th bowl game overall. Along the way, the Hokies have had some great moments and exciting victories that have helped the Virginia Tech football program rise to national prominence.

Tech's 1947 Sun Bowl trip to El Paso, Texas, to face Cincinnati was the first in school history. The two teams played a scoreless first half in cold and icy conditions before UC took charge in the second half for an 18-6 victory.

Tech's second bowl appearance did not come until 1966, when the Hokies dropped a hard-fought 14-7 decision to Miami in

the Liberty Bowl. In 1968, Tech returned to the Liberty Bowl to face Mississippi and quarterback Archie Manning. The Hokies raced to a 17-0 lead in the first quarter, before falling to Manning and the Rebels, 34-17.

The Hokies made the first of two Peach Bowl appearances in 1980, losing to the 18th-ranked Miami Hurricanes, 20-10. In 1984, Tech traveled to Shreveport, La., where it lost a 23-7 Independence Bowl match-up with the United States Air Force Academy. The Hokies returned to the Peach Bowl against North Carolina State following the 1986 season and produced one of their most memorable victories, winning 25-24 on Chris Kinzer's dramatic 40-yard field goal as time expired.

Tech's current bowl streak began in 1993 against Indiana in the Independence Bowl. The Hokies used the final seconds of the first half to break open a close game. Tech got a fumble return for a touchdown with 23 seconds left in the half and an 80-yard TD return of a blocked field goal on the final play before halftime. The sudden scoring flurry lifted Tech to a 45-20 win.


A year later, Tennessee got off to a big early lead and went on to defeat Tech, 45-23, in the transplanted 1994 Outback Steakhouse Gator Bowl game at Florida Field in Gainesville. Peyton Manning — son of Tech's '68 Liberty Bowl nemesis Archie — directed the Vols.

Following the 1995 season, Tech posted the biggest win in school history when it defeated Texas, 28-10, for the championship of the Nokia Sugar Bowl. The Hokies fell behind 10-0 before rallying behind bowl MVP Bryan Still, who returned a punt 60 yards for Tech's first score, set up the go-ahead touchdown with a 27-yard catch and hauled in a 54-yard TD pass for insurance.

During the 1996 FedEx Orange Bowl, the Hokies stuck with No. 6 Nebraska for nearly three quarters before wearing down in a 41-21 loss. Nebraska out-gained Tech by just seven yards — 415 to 408 — in total offense and managed to lead by only three points with less than a minute remaining in the third quarter.

Following the 1997 season, the Hokies returned to the Gator Bowl — this time in Jacksonville — and lost to No. 7 North Carolina, 42-3. In 1998, Tech played in the inaugural Music City Bowl in Nashville, Tenn., and posted a convincing 38-7 win over Alabama that set the stage for 1999.

In 1999, the Hokies marched to an 11-0 regular-season mark and a berth in the Nokia Sugar Bowl and national championship game. Tech and quarterback Michael Vick made a



Bryan Still celebrates a punt return for a score in Tech's 28-10 win over Texas in the 1995 Sugar Bowl.

memorable run at the title before succumbing to No. 1 Florida State, 46-29. Vick compiled 322 yards of total offense to help rally Tech from a 21-point deficit to a 29-28 lead early in the fourth quarter.

In the 2001 Toyota Gator Bowl game against Clemson, the Hokies raced to a 14-0 first quarter lead and went on to win 41-20. Tech out-rushed the Tigers 211-88 in Vick's final game in the maroon and orange.

The Hokies and Seminoles met in a rematch of the 2000 National Championship on Jan. 1, 2002 in the Toyota Gator Bowl. Despite trailing heading into the fourth quarter, Florida State tallied 17 points in the final 15 minutes en route to a 30-17 win.

In 2002, Tech's tough defense limited Air Force to just 101 yards rushing in the inaugural Diamond Walnut San Francisco Bowl, as Tech posted a 20-13 victory over the Falcons.

The Hokies and California played one of the more exciting bowl games in recent history in the 2003 Insight Bowl. The teams combined to score 31 fourth-quarter points, but Tech's valiant rally came up just short in a 52-49 loss at Bank One Ballpark in Phoenix, Ariz.

The 2004 season marked Tech's first year competing in the Atlantic Coast Conference. After winning the ACC title, the Hokies earned a BCS berth against undefeated and No. 3-ranked Auburn. Tech came close to knocking off the Tigers, but fell just short, losing 16-13. Senior Bryan Randall threw two touchdown passes, setting the Tech record for career passing touchdowns with 48.

With a 10-2 record, the 2005 Hokies hope to add a new chapter to their exciting bowl history as they return to Alltel Stadium in Jacksonville, Fla., for a Gator Bowl matchup with Louisville.



Michael Vick and the Hokies were in the national spotlight in the 2000 Sugar Bowl national championship game.

2006 Toyota Gator Bowl

2005 Season in Review

Tech's 10-2 Record Leads to 13th Straight Bowl

It may not have been the Hollywood ending that head coach Frank Beamer was looking for, but the 2005 season was a banner year for his Virginia Tech Hokies.

For the 13th straight season, the Hokies will be involved in a post-Christmas bowl game. Virginia Tech also has a chance to clinch an 11-win season, for just the third time in school history, when it takes on Louisville on Jan. 2 in the Toyota Gator Bowl.

While the disappointing 27-22 loss to Florida State in the first Atlantic Coast Conference championship game left a bad taste in the team's mouth, it won't overshadow what the team accomplished this season.


Just getting to the ACC Championship game was a tall order for the Hokies.

The team faced a number of questions as it entered the 2005 season. Perhaps the biggest question was about the quarterback position, where junior Marcus Vick was tabbed as the starter for the first time. He had high expectations to live up to — expectations established by 2004 ACC Player of the Year, Bryan Randall, as well as Vick's All-Pro older brother, Michael.

There were other questions facing the team heading into the season. The Hokies were breaking in nine new starters, including five on defense, where senior Jimmy Williams was the only incumbent in the secondary.

The team was also dealing with heightened expectations. Very few people had forecast the Hokies' run to a conference title in 2004; however, nearly everybody was predicting a first-place finish this season.

Tech's journey to the 2005 Gator Bowl began in Raleigh, N.C., where a primetime ESPN audience got its first glimpse of the ACC Coastal Division Champions to be, on a Sunday night against NC State. Vick answered a lot of questions early, leading the Hokies back from a first-quarter deficit and throwing a touchdown pass to junior David Clowney in the third quarter. However, the game wasn't sealed until junior Aaron Rouse intercepted a pass at the Tech 6-yard line to preserve the 21-16 win. Tech extracted revenge on NC State, which was one of the three teams to beat the Hokies in 2004. After allowing 13 points in the first half against the Wolfpack, Tech's defense tightened up. The Hokies allowed just three points over the next two quarters.



In his first collegiate start at quarterback, Marcus Vick led the Hokies to a season-opening win at NC State.

The Hokies' first shutout of the season came in week two as Darryl Tapp, Vick and company blanked Duke 45-0. Tapp led a defensive charge that allowed just five first downs and a school-record low 36 yards of total offense to the Blue Devils. Vick continued to impress, throwing three more touchdown passes in front of a Wallace Wade Stadium crowd that heavily favored the maroon and orange of the Hokies.

Tech returned to the friendly confines of Lane Stadium/Worsham Field the following week to a sold out crowd and dispatched Ohio University, 45-0. Senior tailback Cedric Humes scored a pair of touchdowns, while the Tech defense limited the Bobcats to just 189 yards of total offense.

For the first time since the Hokies' national championship run of 1999, the ESPN GameDay crew of Chris Fowler, Lee Corso and Kirk Herbstreit visited Blacksburg to do their weekly pregame show live from the Alumni Mall. The gang was greeted by a boisterous crowd, which didn't leave disappointed as the 4th-ranked Hokies swamped No. 15 Georgia Tech, 51-7. Senior Jeff King used the ABC televised game to make a national statement. The 6-foot-5 tight end caught a touchdown pass on Virginia Tech's first drive and then blocked a Yellow Jacket field goal attempt, which led to D.J. Parker's 78-yard touchdown return to give the Hokies a 14-0 lead as they rolled to the conference win.



ESPN's College GameDay crew makes its first of two appearances on the Virginia Tech campus this fall.

On the strength of their third-straight lopsided win, the Hokies moved up to No. 3 in both the Associated Press and Coaches' polls. It was the program's highest ranking since it was ranked second in the country during the 2000 season.

The Hokies hit the road the next week, traveling to Morgantown, W. Va. Tech had been knocked from its undefeated perch by the Mountaineers on a similar trip in 2003. It would be a different story this time. In front of a hostile crowd, Vick threw for two touchdowns and ran for another as the Hokies knocked off the eventual Big East champions, 34-17.

For its next game, Tech returned home and dominated the second half in a 41-14 triumph over Marshall. With tailbacks Mike Imoh and Cedric Humes both out with injuries, freshman Branden Ore turned the game into his personal showcase. The 5-foot-11 back gained 146 yards and ran for the go-ahead score in the second quarter to cap a career game.

After a week off, the Hokies ran their undefeated streak to seven in an ESPN Thursday night game at Maryland. Again, Tech overcame a sluggish start for a 28-9 victory. Vick threw three interceptions, but accounted for 344 total yards (133 rushing, 211 passing) to lead the Tech offense. On defense, the Hokies held their fourth opponent to less than 10 points.

The Hokies played in their second straight Thursday night primetime game the next week, defeating their second Top 25 opponent by over two touchdowns in downing No. 13 Boston College, 30-10. Tech's defense held the Eagles to just 183 yards and forced three turnovers



Chris Ellis scores on a 29-yard interception return in the Hokies' 51-7 win over No. 15 Georgia Tech.

in the victory. Sophomore Vince Hall returned the final turnover for a 13-yard touchdown, his second TD of the season.

The win set up Tech's biggest game of the season, a showdown with No. 5 Miami at Lane Stadium. The GameDay group returned to Blacksburg for this ESPN Saturday night clash, but it didn't turn out the way the Hokies had hoped. The Hurricanes' defense forced six turnovers en route to a 27-7 win over the Hokies to take control of the Coastal Division.

After a week off to regain their focus, the Hokies traveled to Charlottesville, Va., to battle in-state rival, Virginia. With its national title hopes eliminated, Tech came up with its best performance of the season as the seventh-ranked Hokies battered their archrivals, 52-14. Humes and Ore combined for 228 yards rushing and five scores as Tech gained 333 yards on the ground. The victory, coupled with Miami's upset loss to Georgia Tech, moved the Hokies back into

conference championship contention. All they needed to do was take care of North Carolina in the final regular-season game.

And they did.

Behind the running of Humes and Ore and another dominating defensive effort, the Hokies earned a trip to the ACC Championship game with a 30-3 win over the Tar Heels. The two tailbacks again combined for over 200 yards on the ground, while the Hokie defense held UNC to just 36 yards rushing.

Tech met up with old nemesis Florida State in the Dr. Pepper ACC Championship game at Jacksonville's Alltel Stadium. Untimely penalties, and an FSU punt return for a touchdown that sparked a 24-point third quarter, were too much for the Hokies to overcome in the fourth quarter as the Seminoles ran their winning streak over Tech to 12 games.

Following the regular season, several Hokies continued to achieve individual accolades. For the second year in a row, Beamer was named the ACC Coach of the Year. Five Hokies were named to the All-ACC first team, including Vick, Tapp and Williams, as well as offensive linemen Will Montgomery and Jason Murphy. Williams was named a first-team All-American by the American Football Coaches Association, the Football Writers Association of America and the Walter Camp Football Foundation. Tapp was also named a first-team All-American by the AFCA and won the Dudley Award, which is given to the state's top collegiate player.



Tailback Cedric Humes scores his third touchdown of the game in helping Tech to a 52-14 victory over in-state and ACC rival Virginia.

Virginia Tech Roster



- 11 **Xavier ADIBI*** LB, 6-2, 224, r-So.
Hampton, Va., Phoebus, Bill Dee
- 37 **Jesse ALLEN*** FB, 6-0, 243, r-Jr.
Monson, Mass., Pathfinder Regional, Chris Pope
- 42 **James ANDERSON***** LB, 6-3, 232, r-Sr.
Chesapeake, Va., Deep Creek, David Cox
- 68 **Mason BAGGETT** OT, 6-1, 272, Jr.
Richmond, Va., James River, Greg DeFrancesco
- 34 **George BELL** TB, 5-10, 220, r-Fr.
Fayetteville, N.C., Jack Britt, Richard Bailey
- 59 **Barry BOOKER** DT, 6-4, 279, r-So.
Amherst, Va., Amherst, Scott Abell
- 8 **Greg BOONE** QB, 6-4, 240, Fr.
Chesapeake, Va., Oscar Smith, Richard Morgan
- 97 **Brent BOWDEN** P, 6-2, 190, Fr.
Centreville, Va., Westfield, Tom Verbanic
- 6 **Andrew BOWMAN** LB, 5-11, 233, r-Fr.
Glen Allen, Va., Hermitage, Patrick Kane
- 76 **Duane BROWN*** OT/TE, 6-5, 278, r-So.
Richmond, Va., Hermitage, Patrick Kane
- 96 **Noland BURCHETTE**** DE, 6-2, 260, r-Jr.
Richmond, Va., Highland Springs, Scott Burton
- 60 **Chris BURNETT** DT, 6-2, 276, r-Jr.
Blue Ridge, Va., Liberty-Bedford, Scott Abell
- 61 **Reggie BUTLER**** OG, 6-6, 350, Sr.
Keswick, Va., Monticello, Brud Bicknell
- 44 **John CANDELAS** TB, 6-0, 212, Sr.
Blacksburg, Va., Blacksburg, Dave Crist
- 57 **Tripp CARROLL*** DS, 6-3, 314, r-So.
Charlotte, N.C., Andrew Jackson (Fla.), Gil Carroll
- 16 **Chris CLIFTON** SE, 6-4, 205, r-Sr.
Chesapeake, Va., Deep Creek, David Cox
- 87 **David CLOWNEY**** FL, 6-1, 175, Jr.
Delray Beach, Fla., Atlantic, Chris Bean
- 98 **Jared DEVELLI*** PK, 6-0, 217, So.
Sterling, Va., Park View, Charlie Pierce
- 92 **Jud DUNLEVY** PK, 5-9, 185, r-So.
Roanoke Rapids, N.C., Roanoke Rapids, Tim Bennett
- 49 **Chris ELLIS*** DE, 6-5, 250, r-So.
Hampton, Va., Bethel, Tracy Parker
- 79 **Rashad FEREBEE** C, 5-8, 275, Sr.
Norfolk, Va., Granby, Dave Hudak
- 18 **Brandon FLOWERS†** CB, 5-10, 187, r-Fr.
Delray Beach, Fla., Atlantic, Chris Bean
- 74 **Brandon FRYE** OT, 6-4, 302, r-Jr.
Myrtle Beach, S.C., Myrtle Beach, Scott Early
- 82 **Jeremy GILCHRIST** FL, 5-9, 181, r-Fr.
Virginia Beach, Va., Landstown, Chris Beatty
- 7 **Sean GLENNON*** QB, 6-4, 215, So.
Centreville, Va., Westfield, Tom Verbanic
- 13 **Corey GORDON†*** LB, 6-2, 228, r-So.
Gainesville, Fla., Gainesville, Rick Swain
- 77 **Brandon GORE**** OG, 6-5, 359, r-Jr.
Warrenton, Va., Liberty, Joe Trabucco
- 29 **Chad GRIMM** LB, 5-10, 184, Jr.
Fairfax, Va., Oakton, Pete Bendorf
- 9 **Vince HALL*** LB, 6-0, 236, r-So.
Chesapeake, Va., Western Branch, Lew Johnston
- 27 **Justin HAMILTON***** FS, 6-3, 222, r-Sr.
Clintwood, Va., Clintwood, Bob Meade
- 81 **Justin HARPER†*** SE, 6-3, 210, So.
Catawba, N.C., Bandys, Randy Lowman
- 1 **Victor "Macho" HARRIS** CB, 6-0, 186, Fr.
Highland Springs, Va., Highland Springs, Scott Burton
- 21 **Ryan HASH*** CB, 5-9, 180, r-Jr.
Springfield, Va., Robert E. Lee, Jerry Pannoni
- 86 **Omar HASHISH** DE, 6-3, 256, r-So.
Vienna, Va., James Madison, Gordon Lieb

- 40 **John HEDGE** PK, 5-9, 177, r-Jr.
Pulaski, Va., Pulaski County, Joel Hicks
- 31 **Brenden HILL** ROV/FS, 6-1, 197, r-Jr.
Newport News, Va., Warwick, Tommy Reamon
- 12 **Cory HOLT†** QB, 6-4, 222, r-Fr.
Lexington, N.C., Lexington, Billy Hunt
- 32 **Cedric HUMES***** TB, 6-1, 233, r-Sr.
Virginia Beach, Va., Princess Anne, Jeff Balance
- 19 **Josh HYMAN†*** SE, 5-11, 189, r-So.
Chesapeake, Va., Deep Creek, David Cox
- 20 **Mike IMOH**** TB, 5-7, 195, Sr.
Fairfax, Va., Robinson, Mark Bendorf
- 94 **Greg KEZMARSKY** DE, 6-3, 240, Sr.
Voorhees, N.J., Eastern, Dan Spittal
- 90 **Jeff KING**** TE, 6-5, 253, r-Sr.
Pulaski, Va., Pulaski County, Joel Hicks
- 43 **John KINZER*** TE, 6-2, 245, r-So.
Fairfax, Va., Robinson, Mark Bendorf
- 53 **Nick LEESON*** DS, 6-1, 251, r-Jr.
Abingdon, Va., Abingdon, Scott Allen
- 56 **Jonathan LEWIS***** DT, 6-1, 296, Sr.
Richmond, Va., Varina, Gary Chilcoat
- 35 **Stevie Ray LLOYD*** LB, 5-11, 234, r-So.
Lynchburg, Va., Jefferson Forest, Terry Smith
- 67 **Nick MARSHMAN** OG, 6-5, 346, r-Fr.
Harrisonburg, Va., Turner Ashby, Joe Taylor
- 52 **Jimmy MARTIN†***** OT, 6-5, 311, Sr.
Chantilly, Va., Chantilly, Bob Herb
- 91 **Orion MARTIN††** DE, 6-2, 240, r-Fr.
Martinsville, Va., George Washington, Everett Woods
- 69 **Danny McGRATH** C, 6-2, 287, r-Jr.
Herndon, Va., Herndon, Tom Meier
- 54 **Bart McMILLIN** DS, 6-0, 218, r-So.
Bristol, Tenn., Tennessee, Greg Stubbs
- 15 **Roland MINOR*** CB, 6-0, 205, r-So.
Washington, D.C., H.D. Woodson, Greg Fuller
- 66 **Will MONTGOMERY**** C, 6-3, 307, r-Sr.
Clifton, Va., Centreville, Mike Skinner
- 17 **Josh MORGAN†*** SE, 6-1, 215, So.
Washington, D.C., H.D. Woodson, Greg Fuller

- 72 **Jason MURPHY**** OG, 6-2, 303, r-Sr.
Baltimore, Md., Edmondson Westside, Pete Pompey
- 28 **Branden ORE** TB, 5-11, 204, r-Fr.
Chesapeake, Va., Indian River, Cadillac Harris
- 46 **Brandon PACE**** PK, 5-10, 196, r-Jr.
Virginia Beach, Va., Kellam, Chris Dewitt
- 25 **D.J. PARKER†*** FS, 5-11, 184, So.
Hampton, Va., Phoebus, Bill Dee
- 22 **Robert PARKER*** FS, 6-1, 215, r-Jr.
Chesapeake, Va., Oscar Smith, Bill Lyons
- 99 **Carlton POWELL*** DT, 6-2, 292, r-So.
Chesapeake, Va., Great Bridge, Noble Palmer
- 48 **Cory PRICE** CB, 5-10, 187, Jr.
Blacksburg, Va., Blacksburg, Dave Crist
- 75 **Kory ROBERTSON** DT, 6-2, 331, r-So.
Martinsville, Va., Magna Vista, Joe Beckelheimer
- 36 **Aaron ROUSE**** ROV, 6-4, 221, r-Jr.
Virginia Beach, Va., First Colonial, Sam Scarborough
- 4 **Eddie ROYAL*** FL, 5-10, 171, So.
Herndon, Va., Westfield, Tom Verbanic
- 71 **Tim SANDIDGE***** DT, 6-1, 304, r-Sr.
Madison Heights, Va., Amherst County, Mickey Crouch
- 23 **Nic SCHMITT** P, 6-2, 273, r-Jr.
Salem, Va., Salem, Willis White
- 58 **Ryan SHUMAN** C, 6-3, 301, r-Fr.
Fork Union, Va., Fork Union, Mickey Sullivan
- 45 **Purnell STURDIVANT** LB, 5-9, 214, r-Fr.
Norfolk, Va., Lake Taylor, Hank Sawyer
- 55 **Darryl TAPP***** DE, 6-1, 265, Sr.
Chesapeake, Va., Deep Creek, David Cox
- 14 **Grant THROCKMORTON** QB, 6-3, 209, r-So.
Wytheville, Va., George Wythe, Donnie Pruitt
- 41 **Jordan TROTT**** TE, 6-4, 253, r-Sr.
Torrance, Calif., Loyola, Steve Gray
- 5 **Marcus VICK*** QB, 6-0, 216, r-Jr.
Newport News, Va., Warwick, Tommy Reamon
- 30 **Cary WADE**** ROV, 5-10, 178, r-Jr.
Fairfax, Va., Robinson, Mark Bendorf
- 40 **Blake WARREN***** LB, 6-3, 236, r-Sr.
Clifton, Va., Centreville, Mike Skinner
- 33 **Brett WARREN*** LB, 6-0, 229, So.
Clifton, Va., Centreville, Mike Skinner
- 39 **Carlton WEATHERFORD** FB, 5-9, 220, r-So.
Danville, Va., Tunstall, Buddy Brown
- 3 **Ike WHITAKER** QB, 6-4, 206, Fr.
Germantown, Md., Northwest, Randy Trivers
- 2 **Jimmy WILLIAMS***** CB, 6-3, 216, Sr.
Hampton, Va., Bethel, Tracy Parker

Pronunciation Guide

XAVIER ADIBI ZAY-vee-ur uh-DEE-bee
Mason BAGGETT BAG-it
Noland BURCHETTE bur-CHET
John CANDELAS can-DELL-us
Jared DEVELLI duh-VELL-eee
Jud DUNLEVY DUN-lee-vee
Rashad FEREBEE FUR-uh-bee
Mike IMOH EEE-moh
ORION Martin Oh-RYE-in
Tim SANDIDGE SAN-didge

Rosters are subject to change

* varsity letter

† also attended Hargrave Military Academy (Va.)

‡ also attended Fork Union Military Academy (Va.)

†† also attended Hargrave (one semester) and Norfolk State University (one semester)

Tech vs. Louisville

- 1 Victor "Macho" HARRIS.. CB
- 2 Jimmy WILLIAMS..... CB
- 3 Ike WHITAKER..... QB
- 4 Eddie ROYAL..... FL
- 5 Marcus VICK..... QB
- 6 Andrew BOWMAN..... LB
- 7 Sean GLENNON..... QB
- 8 Greg BOONE..... QB
- 9 Vince HALL..... LB
- 11 Xavier ADIBI..... LB
- 12 Cory HOLT..... QB
- 13 Corey GORDON..... LB
- 14 Grant THROCKMORTON... QB
- 15 Roland MINOR..... CB
- 16 Chris CLIFTON.....SE
- 17 Josh MORGAN.....SE
- 18 Brandon FLOWERS..... CB
- 19 Josh HYMAN.....SE
- 20 Mike IMOH..... TB
- 21 Ryan HASH..... CB
- 22 Robert PARKER..... FS
- 23 Nic SCHMITT..... P
- 25 D.J. PARKER.....FS
- 27 Justin HAMILTON.....FS
- 28 Brandon ORE..... TB
- 29 Chad GRIMM..... LB
- 30 Cary WADE..... ROV
- 31 Brenden HILL..... ROV/FS
- 32 Cedric HUMES..... TB
- 33 Brett WARREN..... LB
- 34 George BELL..... TB
- 35 Stevie Ray LLOYD..... LB
- 36 Aaron ROUSE..... ROV
- 37 Jesse ALLEN..... FB
- 39 Carlton WEATHERFORD... FB
- 40 Blake WARREN..... LB
- 41 Jordan TROTT..... TE
- 42 James ANDERSON..... LB
- 43 John KINZER..... TE
- 44 John CANDELAS..... TB
- 45 Purnell STURDIVANT..... LB
- 46 Brandon PACE..... PK
- 48 Cory PRICE..... CB
- 49 Chris ELLIS..... DE
- 52 Jimmy MARTIN.....OT
- 53 Nick LEESON..... DS
- 54 Bart McMILLIN..... DS
- 55 Darryl TAPP..... DE
- 56 Jonathan LEWIS.....DT
- 57 Tripp CARROLL..... DS
- 58 Ryan SHUMAN..... C
- 59 Barry BOOKER.....DT
- 60 Chris BURNETT.....DT
- 61 Reggie BUTLER..... OG
- 66 Will MONTGOMERY..... C
- 67 Nick MARSHMAN..... OG
- 68 Mason BAGGETT.....OT
- 69 Danny McGRATH..... C
- 71 Tim SANDIDGE.....DT
- 72 Jason MURPHY..... OG
- 74 Brandon FRYE.....OT
- 75 Kory ROBERTSON.....DT
- 76 Duane BROWN..... OT/TE
- 77 Brandon GORE..... OG
- 79 Rashad FEREBEE..... C
- 81 Justin HARPER.....SE
- 82 Jeremy GILCHRIST.....FL
- 85 Omar HASHISH..... DE
- 86 Justin BORN..... FL
- 87 David CLOWNEY..... FL
- 90 Jeff KING..... TE
- 90 Greg KEZMARSKY..... DE
- 91 Orion MARTIN..... DE
- 92 Jud DUNLEVY..... PK
- 96 Noland BURCHETTE..... DE
- 97 Brent BOWDEN..... P
- 98 Jared DEVELL..... PK
- 99 Carlton POWELL.....DT

When TECH Has the Ball

VIRGINIA TECH OFFENSE

- SE 87 **David Clowney** (6-1, 175, Jr.)
- 17 Josh Morgan (6-1, 215, So.)
- TE 90 **Jeff King** (6-5, 253, r-Sr.)
- 43 John Kinzer (6-2, 245, r-So.)
- LT 52 **Jimmy Martin** (6-5, 311, Sr.)
- 74 Brandon Frye (6-4, 302, r-Jr.)
- LG 66 **Will Montgomery** (6-3, 307, r-Sr.)
- 61 Reggie Butler (6-6, 350, Sr.)
- C 69 **Danny McGrath** (6-2, 287, r-Jr.)
- 66 Will Montgomery (6-3, 307, r-Sr.)
- RG 72 **Jason Murphy** (6-2, 303, r-Sr.)
- 67 Nick Marshman (6-5, 346, r-Fr.)
- RT 76 **Duane Brown** (6-5, 278, r-So.)
- 74 Brandon Frye (6-4, 302, r-Jr.)
- TB 32 **Cedric Humes** (6-1, 233, r-Sr.) **AND**
- 20 **Mike Imoh** (5-7, 195, Sr.)
- FB 37 **Jesse Allen** (6-0, 243, r-Jr.)
- 39 Carlton Weatherford (5-9, 220, r-So.)
- QB 5 **Marcus Vick** (6-0, 216, r-Jr.)
- 7 Sean Glennon **OR** 12 Cory Holt
- FL 4 **Eddie Royal** (5-10, 171, So.)
- 19 Josh Hyman (5-11, 189, r-So.)

VIRGINIA TECH DEFENSE

- DE 49 **Chris Ellis** (6-5, 250, r-So.)
- 96 Noland Burchette (6-2, 260, r-Jr.)
- DT 71 **Tim Sandidge** (6-1, 304, r-Sr.)
- 99 Carlton Powell (6-2, 292, r-So.)
- DT 56 **Jonathan Lewis** (6-1, 289, Sr.)
- 59 Barry Booker (6-4, 279, r-So.)
- DE 55 **Darryl Tapp** (6-1, 265, Sr.)
- 91 Orion Martin (6-2, 240, r-Fr.)
- ILB 9 **Vince Hall** (6-0, 236, r-So.)
- 33 Brett Warren (6-0, 229, So.)
- ILB 11 **Xavier Adibi** (6-2, 224, r-So.)
- 40 Blake Warren (6-3, 236, r-Sr.)
- OLB 42 **James Anderson** (6-3, 232, r-Sr.)
- 31 Brenden Hill (6-1, 197, r-Jr.)
- ROV 36 **Aaron Rouse** (6-4, 221, r-Jr.)
- 30 Cary Wade (5-10, 178, r-Jr.)
- BC 2 **Jimmy Williams** (6-3, 216, Sr.)
- 18 Brandon Flowers (5-10, 187, r-Fr.)
- FS 25 **D.J. Parker** (5-11, 184, So.)
- 27 Justin Hamilton (6-3, 222, r-Sr.)
- FC 15 **Roland Minor** (6-0, 205, r-So.)
- 1 Victor "Macho" Harris (6-0, 186, Fr.)

VIRGINIA TECH

- P 23 Nic Schmitt (6-2, 273, r-Jr.)
- K 46 Brandon Pace (5-10, 196, r-Jr.)
- LS 53 Nick Leeson (6-1, 251, r-Jr.)
- SS 57 Tripp Carroll (6-3, 314, r-So.)
- HD 23 Nic Schmitt (6-2, 273, r-Jr.)
- KO 98 Jared Develli (6-2, 205, So.)
- 92 Jud Dunlevy (5-9, 185, r-So.)
- KR 4 Eddie Royal **AND** 17 Josh Morgan
- 19 Josh Hyman **AND** 87 David Clowney
- PR 4 Eddie Royal **AND** 17 Josh Morgan

LOUISVILLE DEFENSE

- DE 58 **Elvis Dumervil** (6-0, 251 Sr.)
- 96 Zach Anderson (6-4, 267, Jr.)
- DT 92 **Montavious Stanley** (6-2, 320, Sr.)
- 95 Maurice Mitchell (6-3, 267, r-Fr.)
- DT 91 **Amobi Okoye** (6-3, 315, Jr.)
- 94 Adrian Grady (6-2, 291, r-Fr.)
- DE 50 **Chad Rimpsey** (6-3, 250, Sr.)
- 88 Brandon Cox (6-4, 255, So.)
- SLB 43 **Abe Brown** (6-4, 235, Jr.)
- 11 Malik Jackson (6-2, 230, So.)
- MLB 10 **Nate Harris** (6-1, 232, Jr.)
- 22 Lamar Byles (6-0, 214, r-Fr.)
- WLB 97 **Duane Johnson** (6-5, 223, Sr.)
- 6 Preston Smith (6-1, 220, So.)
- LCB 14 **Rod Council** (5-11, 189, r-Fr.)
- 27 Gavin Smart (5-9, 190, Jr.)
- SS 13 **Jon Russell** (6-2, 194, So.)
- 5 Antoine Sharp (6-1, 204, Sr.)
- FS 35 **Brandon Sharp** (5-11, 195, Jr.)
- 38 Deon Palmer (6-0, 200, So.)
- RCB 21 **William Gay** (5-11, 182, Jr.)
- 34 Bobby Buchanan (5-11, 185, So.)

LOUISVILLE OFFENSE

- LT 78 **Travis Leffew** (6-4, 304, Sr.)
- 68 George Bussey (6-3, 295, r-Fr.)
- LG 59 **Jason Spitz** (6-4, 311, Sr.)
- 63 Danny Barlowe (6-5, 290, So.)
- C 77 **Eric Wood** (6-4, 290, r-Fr.)
- 53 Michael Sturgeon (6-3, 303, Jr.)
- RG 76 **Kurt Quarterman** (6-5, 341 Jr.)
- 64 Devon May (6-4, 292 So.)
- RT 74 **Jeremy Darveau** (6-7, 321, Sr.)
- 79 Renardo Foster (6-7, 317, Jr.)
- TE 82 **Gary Barnidge** (6-5, 231, So.)
- 89 Breno Giacomini (6-7, 280, So.)
- WR 86 **Montrell Jones** (6-0, 199, Sr.)
- 85 Harry Douglas (5-11, 170, So.)
- WR 85 **Harry Douglas** (5-11, 170, So.)
- 7 Mario Urrutia (6-6, 220, r-Fr.)
- WR 9 **Joshua Tinch** (6-3, 223, Sr.)
- 80 Jimmy Riley (6-1, 212, Jr.)
- QB 14 **Hunter Cantwell** (6-4, 230, r-Fr.)
- 15 Bill Asburn (6-2, 200, r-Fr.)
- RB 19 **Michael Bush** (6-3, 250, Jr.)
- 24 George Stripling (6-0, 186, r-Fr.)
- FB 47 **Deriontae Taylor** (5-8, 228, Jr.)
- 41 James Jackson (6-1, 241, Jr.)

On Special Teams


LOUISVILLE

- PK 18 Arthur Carmody (5-9, 181, So.)
- 36 Todd Flannery (6-0, 170, So.)
- KO 36 Todd Flannery (6-0, 170, So.)
- 18 Arthur Carmody (5-9, 181, So.)
- P 36 Todd Flannery **OR** 30 Gabe Mullane
- LS 40 Dane Mattingly **OR** 51 Matt Webb
- H 85 Harry Douglas **OR** 15 Bill Ashburn
- KOR 86 Montrell Jones **OR** 28 Sergio Spencer
- PR 86 Montrell Jones **OR** 87 Robert Haskins

- 1 Travis NORTON..... CB
- 2 Richard RAGLIN..... DB
- 5 Antoine SHARP..... S
- 6 Preston SMITH..... LB
- 7 Mario URRUTIA..... WR
- 8 Lee SWEENEY..... QB
- 9 Joshua TINCH..... WR
- 10 Nate HARRIS..... LB/SS
- 11 Malik JACKSON..... LB
- 12 Brian BROHM..... QB
- 13 Jon RUSSELL..... S
- 14 Rod COUNCIL..... CB
- 14 Hunter CANTWELL..... QB
- 15 Bill ASHBURN..... QB
- 18 Art CARMODY..... K
- 19 Michael BUSH..... RB
- 20 Lamar ALSTON..... DB
- 21 William GAY..... CB
- 22 Lamar MILES..... LB
- 23 Stephen GARR..... DB
- 24 Elliott TREECE..... P
- 24 George STRIPLING..... RB
- 25 E.K. SAWYERR..... DB
- 27 Gavin SMART..... CB
- 28 Corey THOMPSON..... WR
- 28 Sergio SPENCER..... RB
- 29 Elijah DANIEL..... WR
- 30 Gabe MULLANE..... P
- 32 Jason HORTON..... WR
- 33 Kolby SMITH..... RB
- 34 Bobby BUCHANAN..... CB
- 35 Brandon SHARP..... S
- 36 Todd FLANNERY..... P/K
- 37 Marcus FOLMAR..... CB
- 38 Deon PALMER..... CB
- 40 Dane MATTINGLY..... LS
- 41 James JACKSON..... FB/TE
- 43 Abe BROWN..... LB
- 46 Terrance BUTLER..... LB
- 47 Deriontae TAYLOR..... FB
- 50 Chad RIMPSEY..... DE
- 51 Matt WEBB..... LS
- 52 Mozell AXSON..... LB
- 53 Michael STURGEON..... OL
- 56 Michael ADAMS..... DE
- 57 Earl HEYMAN..... DT
- 58 Elvis DUMERVIL..... DE
- 59 Jason SPITZ..... C
- 61 Jeremy SEGUIN..... DT
- 62 Nick BORGELT..... OL
- 63 Danny BARLOWE..... OG
- 64 Devon MAY..... OL
- 66 Mike DONOGHUE..... OL
- 67 Brinson HARLEY..... DT
- 68 George BUSSEY..... OL
- 69 Marcel BENSON..... OL
- 71 Marcus GORDON..... OL
- 72 Brian ROCHE..... OL
- 73 Josh DEER..... OL
- 74 Jeremy DARVEAU..... OT
- 76 Kurt QUARTERMAN..... OG
- 77 Eric WOOD..... OL
- 78 Travis LEFFEW..... OT
- 79 Renardo FOSTER..... OT
- 80 Jimmy RILEY..... WR
- 81 Scott KUHN..... TE
- 82 Gary BARNIDGE..... TE
- 83 Stevin WILLIAMS..... WR
- 84 Scott LONG..... WR
- 85 Harry DOUGLAS..... WR
- 86 Montrell JONES..... WR
- 87 Robert HASKINS..... WR
- 88 Brandon COX..... DE
- 89 Breno GIACOMINI..... OT/TE
- 90 Johnnie BURNS..... LB
- 91 Amobi OKOYE..... DT
- 92 Montavious STANLEY..... DT
- 93 L.D. SCOTT..... DT
- 94 Adrian GRADY..... DT
- 95 Maurice MITCHELL..... DE
- 96 Zach ANDERSON..... DE
- 97 Brandon JOHNSON..... LB
- 98 Jonathan HOLSTON..... DE
- 99 Josh WILLIAMS..... DE

THE HOKIES

Player Profile Updates



11
Xavier
ADIBI

Linebacker • 6-2 • 224 • r-So.
Hampton, Va. • Phoebus H.S.


Has proven to be a steady playmaker at the backer position ... Started every game and stands fourth on the team in tackles ... Returned an interception for a touchdown against Georgia Tech ... Fast, smart and aggressive ... Last year as a freshman came back from what was thought to be a season-ending injury to contribute in Tech's last six games ...

2005: Has compiled 65 total tackles, including seven behind the line ... Also has three sacks, two interceptions, four pass breakups and four QB hurries ... Played 592 defensive plays during the regular season and was in on 71 special teams plays ... Made his first collegiate start in the opener at NC State ... Played every defensive down and contributed eight tackles ... Had four tackles, including one for a loss against Duke ... Picked off a pass and returned it 25 yards in win over Ohio ... Registered his second interception of the season against Georgia Tech and took it 25 yards for a touchdown ... Had a personal-best 10 tackles at West Virginia, including a quarterback sack ... Repeated those numbers against Maryland ... Picked up his third sack of the season in the Boston College game ... Had seven tackles against both BC and Miami ... Collected six tackles, including one for a loss, in win over UNC ... Was in on four tackles, one behind the line, against Florida State ...

Personal: Xavier Oyekola Adibi ... Born 10/18/84 in Stillwater, OK ... Son of Abiodun and Leanne Adibi ... Brother of former Tech defensive end Nathaniel Adibi ... Majoring in apparel, housing and resource management.

Tackles	G	UT	AT	Tot.	Loss	Sacks
2004	7	21	4	25	4.5-	20 2.0- 14
2005	12	25	40	65	7.0-	17 3.0- 7
Career	19	46	44	90	11.5-	37 5.0- 21
----- 2005 Tackles Game-by-Game -----						
at NCSU	1	4	4	8	0-	0 0- 0
at Duke	1	1	3	4	1-	3 0- 0
OHIO	1	0	5	5	0.5-	0 0- 0
GT	1	0	0	0	0-	0 0- 0
at WVU	1	4	6	10	1-	4 1- 4
MU	1	1	1	2	0-	0 0- 0
at MD	1	4	6	10	1.5-	4 1- 2
BC	1	2	5	7	1-	1 1- 1
UM	1	5	2	7	0-	0 0- 0
at UVa	1	1	1	2	0-	0 0- 0
UNC	1	0	6	6	1-	3 0- 0
FSU	1	3	1	4	1-	2 0- 0

Interceptions	G	No.	Yds.	Avg.	TD	LG
2004	7	1	0	0.0	0	0
2005	12	2	50	25.0	1	25
Career	19	3	50	25.0	1	25




37
Jesse
ALLEN

Fullback • 6-0 • 243 • r-Jr.
Monson, Mass. • Pathfinder Regional H.S.

A powerful blocker who handles the bulk of the fullback duties when the Hokies opt to use a two-back set ... Can catch the ball out of the backfield ... A Super Iron Hokie in the weight room who holds the team's power clean record at 395 pounds ... Started his career as a walk-on and earned a scholarship ...

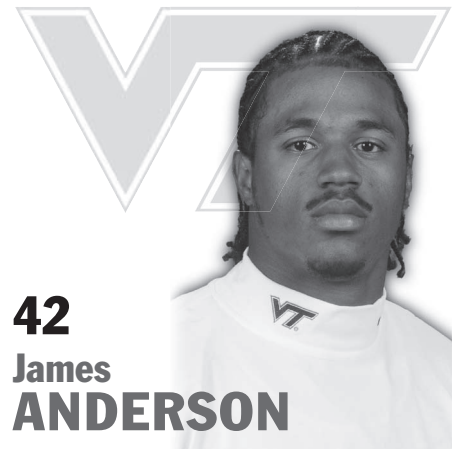
2005: Saw limited action during the first two games ... Caught a 3-yard touchdown pass in the Ohio game ... Played 13 snaps against Marshall ... Had a 7-yard reception at Maryland ... Was in for 11 offensive snaps at Virginia ... Got a season-high 22 offensive plays against UNC ... Contributed several key blocks against the Tar Heels ... Caught a 5-yard pass in the Florida State game ...

Personal: Jesse Lee Allen ... Born 10/22/83 in Springfield, MA ... Son of Tim and Sharron Allen ... Majoring in sociology.



Jesse Allen

Receiving	G	No.	Yds.	Avg.	TD	LG
2004	10	3	24	8.0	1	13
2005	12	3	15	5.0	1	7
Career	22	6	39	6.5	2	13



42
James
ANDERSON

Linebacker • 6-3 • 232 • r-Sr.
Chesapeake, Va. • Deep Creek H.S.

Is handling the whip linebacker duties for the second straight season ... Has been extremely active in the Tech system, registering 77 tackles, second-most on the team ... Leads the linebackers with eight tackles for loss ... Was a finalist for the Wuerffel Trophy ... Also a finalist for ARA Sportsmanship award ... The first Tech player to earn the Excalibur Award — the top honor in Tech's strength and conditioning program — four times ...


2005: Tied for the team lead in tackles at NC State with 10 ... Also posted 10 tackles, including six solo against Ohio ... Had two tackles for loss, including a sack, for a total of minus-22 yards ... Also forced a fumble and had an interception ... Contributed a sack and four tackles against WVU ... Posted a career-high 12 tackles against Marshall, including one for a loss ... Intercepted a pass at Maryland and added nine tackles ... Had a sack, two tackles for losses and seven total tackles in the Miami game ... Registered 10 tackles, one behind the line, at Virginia ...

Personal: James Nathaniel Anderson ... Born 9/26/83 in Roanoke Rapids, NC ... Son of James, Sr., and Brenda Anderson ... His father played basketball at North Carolina A&T ... Graduated with a degree in studio art and is enrolled in health and physical education in graduate school.

Tackles	G	UT	AT	Tot.	Loss	Sacks
2002	14	28	20	48	3.0-	9 1.5-
2003	13	29	12	41	0-	0 0-
2004	13	21	27	48	6.5-	19 2.5-
2005	12	38	39	77	8.0-	35 3.0-
Career	52	116	98	214	17.5-	63 7.0-

2005 Tackles Game-by-Game						
at NCSU	1	7	3	10	0-	0 0-
at Duke	1	0	3	3	0-	0 0-
OHIO	1	6	4	10	2-	2 1-
GT	1	2	3	5	0.5-	0 0-
at WVU	1	4	0	4	1-	3 1-
MU	1	5	7	12	1-	2 0-
at MD	1	2	7	9	0.5-	0 0-
BC	1	1	1	2	0-	0 0-
UM	1	4	3	7	2-	7 1-
at UVa	1	6	4	10	1-	1 0-
UNC	1	0	3	3	0-	0 0-
FSU	1	1	1	2	0-	0 0-

Interceptions	G	No.	Yds.	Avg.	TD	LG
2004	13	1	14	14.0	0	14
2005	12	1	0	0.0	0	0
Career	25	2	14	14.0	0	14




68 Mason BAGGETT

Offensive Tackle • 6-1 • 272 • Jr.
Richmond, Va. • James River H.S.

A walk-on who has worked hard to earn a spot on the team ... Has seen limited action while providing depth at the tackle position ... Plays an important role on the scout team ... Has good size and a great work ethic ...

2005: Played in six games for a total of 59 snaps ... Saw his first varsity action against Duke, grading 88 percent on 17 snaps ... Graded 84 percent on 13 plays in the the Ohio game ... Picked up 15 plays versus Georgia Tech and got seven snaps against Marshall ... Saw brief action against Virginia and UNC ...

Personal: Mason Christopher Baggett ... Born 8/16/83 ... Son of Thomas and Jane Baggett ... Majoring in human nutrition, foods and exercise.



34 George BELL

Tailback • 5-10 • 220 • r-Fr.
Fayetteville, N.C. • Jack Britt H.S.

A strong runner who has shown promise in a backup role this season ... Played in nine games, averaging 4.6 yards on 42 carries ... Has made great improvements and shown an outstanding work ethic since enrolling at Tech in January 2004, right after his final high school season ... Was named one of the team's top offensive newcomers following spring practice ...

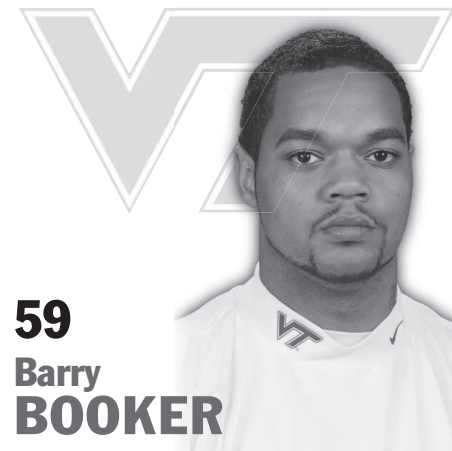


Barry Booker

2005: Bench pressed 390 pounds during preseason testing ... Saw his first playing time at Duke and ran for 15 yards on six carries ... Scored his first collegiate TD on a 3-yard run in that game ... Rushed four times for 15 yards in the Georgia Tech game ... Carried five times for 25 yards in the Marshall game, scoring on a 2-yard run ... Carried two times for 10 yards against Maryland and two times for 5 yards in the BC game ... Ran for a personal-best 74 yards on 12 carries during the Virginia game ... Added 40 yards on seven attempts versus UNC ... Has rushed for 192 yards and two touchdowns ...

Personal: George W. Bell ... Born 10/28/85 ... Son of Janet and Jeff Polk ... Enrolled in university studies.

Rushing	G	No.	Yds.	Avg.	TD	LG
2005	10	42	192	4.6	2	27
2005 Rushing Game-by-Game						
at NCSU	Did not play					
at Duke	1	6	15	2.5	1	5
OHIO	1	3	4	1.3	0	3
GT	1	4	15	3.8	0	12
at WVU	1	1	4	4.0	0	4
MU	1	5	25	5.0	1	9
at MD	1	2	10	5.0	0	6
BC	1	2	5	2.5	0	4
UM	Did not play					
at UVa	1	12	74	6.2	0	27
UNC	1	7	40	5.7	0	17
FSU	1	0	0	0.0	0	0



59 Barry BOOKER

Defensive Tackle • 6-4 • 279 • r-So.
Amherst, Va. • Amherst H.S.

A young defensive lineman who backed up starter Jonathan Lewis at tackle ... Has gained some valuable experience while seeing action in every game ... Has good size and some play-making ability ...

2005: Has seen action in 11 games ... Posted 13 total tackles, including two behind the line ... Has four QB hurries ... Recovered a fumble against NC State ... Played on 25 plays in each of the Hokies' first two games ... Had four tackles, including one for a loss at Duke ... Added four more against Ohio ... Posted a tackle for a 4-yard loss in the West Virginia game ... Assisted on three tackles against Marshall ... Was in for 18 plays at Maryland and


Continued on following page

BOOKER *Continued*

17 versus Miami ... Had 12 plays at Virginia and 11 against UNC ...

Personal: Barry Nathaniel Booker, Jr. ... Born 11/13/85 in Fort Campbell, KY ... Son of Barry and Patsy Booker ... Enrolled in university studies.

Tackles	G	UT	AT	Tot.	Loss	Sacks
2004	1	1	1	2	0- 0	0- 0
2005	11	2	11	13	2- 9	0- 0
Career	12	3	12	15	2- 9	0- 0



76 Duane BROWN

Offensive Tackle • 6-5 • 278 • r-So.
Richmond, Va. • Hermitage H.S.

Has played an important role in the Hokies' success this season, both at tackle and on special teams ... Agreed to move from tight end to right tackle just weeks before the season opener at NC State ... Got on-the-job training, while starting every game ... Has been hurt by his inexperience at the position, but his size and athletic ability have been a real plus ... Continues to learn more about the position every day and has a bright future ...


2005: Started preseason as No. 2 tight end ... Was moved to offensive tackle two weeks before the opening game ... Ended up



Duane Brown

playing 673 offensive snaps during the regular season ... Also had 148 plays on special teams where he started on three different units ... Started at right tackle against NC State and played every snap ... Posted two knockdown blocks and graded 80 percent at Duke ... Added three knockdowns against Ohio and two versus Georgia Tech ... Graded 81 percent with three knockdowns on 66 plays at WVU ... Played 54 snaps against Marshall, grading out at 87 percent with two knockdowns ... Worked 83 plays in the BC game with a pair of knockdowns ... Was in for every offensive down against Miami ... Picked up three knockdowns at Virginia ... Graded 88 percent on 67 plays against North Carolina ... Worked a season-high 90 snaps against FSU ...

Personal: Duane Anthony Brown ... Born 8/30/85 in Richmond, VA ... Son of Dennis and Myra Brown ... Majoring in apparel, housing and resource management.



96 Noland BURCHETTE

Defensive End • 6-2 • 260 • r-Jr.
Richmond, Va. • Highland Springs H.S.

An important member of the playing rotation at defensive end ... Has been slowed at times by a nagging shoulder injury, but played in every game ... Brings experience to the position along with quickness, agility and a non-stop motor ...

2005: Turned in three quarterback hurries and two big hits during the opening game win at NC State ... Had three tackles, three hurries and a fumble recovery in the Ohio game ... Shared a sack and had a pair of hurries in the Georgia Tech game ... Played 25 downs at WVU and contributed a pair of tackles ... Registered four tackles, 1.5 sacks and forced a fumble against Marshall ... Picked up two hurries against Boston College ... Played 30 downs against Miami with two tackles and a hurry ... Added three hurries and a pair of tackles against UNC ... Has 23 tackles, including two sacks ... Is third on the team in hurries with 16 ...

Personal: Noland Duke Burchette II ... Born 3/23/83 in Richmond, VA ... Son of Noland and Pollie Burchette ... Majoring in sociology.



Noland Burchette

Tackles	G	UT	AT	Tot.	Loss	Sacks
2003	13	20	21	41	1.0- 8	1.0- 8
2004	12	15	12	27	6.0- 24	3.0- 17
2005	12	7	16	23	2.5- 17	2.0- 17
Career	37	42	49	91	9.5- 49	6.0- 42

----- 2005 Tackles Game-by-Game -----						
at NCSU	1	1	2	3	0.5- 0	0- 0
at Duke	1	0	3	3	0- 0	0- 0
OHIO	1	1	2	3	0- 0	0- 0
GT	1	1	2	3	0.5- 2	0.5- 2
at WVU	1	0	2	2	0- 0	0- 0
MU	1	2	2	4	1.5- 15	1.5- 15
at MD	1	0	0	0	0- 0	0- 0
BC	1	0	0	0	0- 0	0- 0
UM	1	1	1	2	0- 0	0- 0
at UVa	1	0	0	0	0- 0	0- 0
UNC	1	1	1	2	0- 0	0- 0
FSU	1	0	1	1	0- 0	0- 0



61 Reggie BUTLER


Offensive Guard • 6-6 • 350 • Sr.
Keswick, Va. • Monticello H.S.

Has seen action in 11 games, including four starts at left guard ... Was originally slated to open at right tackle ... Moved back to guard, where he started six games last year, just prior to the season ... Enjoyed his best game at Virginia ... A versatile player who also contributes on special teams ...

2005: Spent much of preseason working at tackle ... Started the Duke and Ohio games at left guard ... Suffered a strained right MCL against Ohio and missed the Georgia Tech game

... Returned to action at WVU, starting at left guard ... Posted three knockdowns ... Also had three knockdowns in a non-starting role against BC ... Saw action on 44 snaps at Virginia, grading 90 percent with a pair of knockdowns ... Started versus UNC and picked up two more knockdowns ... Was in on 59 snaps in the Florida State game ...

Personal: Reginald Allan Butler ... Born 8/21/82 in Charlottesville, VA ... Son of Lee and Ethel Butler ... Majoring in apparel, housing and resource management.



44
John
CANDELAS

Tailback • 6-0 • 212 • Sr.
Blacksburg, Va. • Blacksburg H.S.

An invaluable member of the team ... Is a solid runner who provides depth at tailback ... Has averaged 4.8 yards per carry during his time at Tech ... Helps out on special teams as a starter on the kickoff return team ... Tough and dependable ...

2005: Has seen action on special teams ... Got limited action at tailback versus Duke ... Carried three times for 12 yards ... Also saw brief action in the backfield against Virginia and North Carolina ...

Personal: John Edwin Candelas ... Born 4/21/83 in Miami, FL ... Son of Teresa Candelas and the late José Candelas ... Majoring in human nutrition, foods and exercise.

Rushing	G	No.	Yds.	Avg.	TD	LG
2002	2	7	26	3.7	1	10
2003	4	16	76	4.8	1	20
2004	5	32	166	5.2	0	14
2005	12	3	12	4.0	0	7
Career	23	58	280	4.8	2	20



57
Tripp
CARROLL

Offensive Guard • 6-3 • 314 • r-So.
Charlotte, N.C. • Andrew Jackson H.S. (Fla.)

The starting short snapper ... Saw limited action at guard early in the year ... Had to work his way back after being sidelined by compartment syndrome in his left leg last spring ... Entered school in January 2003 after his senior season at Andrew Jackson High in Florida ...

2005: The No. 1 snapper for field goals and extra points ... Saw brief action at guard against Duke, Ohio and Georgia Tech ... Was in for six plays against the Blue Devils ...

Personal: Lloyd Gilbert Carroll III ... Born 9/18/84 in Lumberton, NC ... Son of Gil Carroll and Renee Carroll ... Majoring in apparel, housing and resource management.




16
Chris
CLIFTON

Split End • 6-4 • 205 • r-Sr.
Chesapeake, Va. • Deep Creek

Has been utilized on the punt block team ... Also provides depth at receiver ... Is a tall and athletic target ...

2005: Has worked at split end and on special teams ... Saw limited action at receiver during games against Georgia Tech and Virginia ... Was in on 10 special team plays versus Miami ... Played on special teams in eight games ...

Personal: Chris Arron Clifton ... Born 10/27/82 in Portsmouth, VA ... Son of Cheryl Clifton ... Majoring in apparel, housing and resource management.



87
David
CLOWNEY

Split End • 6-1 • 175 • Jr.
Delray Beach, Fla. • Atlantic H.S.

Is enjoying his best season ... Leads the team in receptions (32), receiving yards (550) and average yards per catch (17.2) ... Has worked hard to get where he is ... Contributed a key touchdown catch at NC State ... Possesses breakaway speed, but also contributes as a blocker ... Can return kickoffs if needed ...

2005: Got off to a fast start, catching a 19-yard touchdown pass that provided the winning margin in the season opener at NC State ... Finished the game with three catches

Continued on following page



Reggie Butler

2006 Toyota Gator Bowl

CLOWNEY *Continued*

for 30 yards ... Hauled in three passes for 62 yards and a TD at Duke ... Had a career-long 52-yard catch against Ohio ... Posted two knockdown blocks versus Georgia Tech ... Grabbed three passes for 47 yards at WVU ... Hauled in a 48-yard TD catch versus Marshall ... Caught three passes for 76 yards at Maryland and three for 58 yards versus BC ... Had three catches for 42 yards at Virginia ... Posted four catches for 35 yards in the Florida State game ... Has started all but one game, compiling the most regular-season plays among the receivers with 373 ...


Personal: David Cortez Clowney IV ... Born 7/8/85 in Long Island, NY ... Son of Maria and Tracy Bean ... Majoring in apparel, housing and resource management.

Receiving	G	No.	Yds.	Avg.	TD	LG
2003	12	5	67	13.4	1	27
2004	12	20	263	13.1	2	38
2005	12	32	550	17.2	3	52
Career	36	57	880	15.4	6	52

-----2005 Receiving Game-by-Game-----						
at NCSU	1	3	30	10.0	1	19
at Duke	1	3	62	20.7	1	35
OHIO	1	2	57	28.5	0	52
GT	1	3	47	15.7	0	31
at WVU	1	3	47	15.7	0	29
MU	1	2	56	28.0	1	48
at MD	1	3	76	25.3	0	48
BC	1	3	58	19.3	0	43
UM	1	1	22	22.0	0	22
at UVa	1	3	42	14.0	0	35
UNC	1	2	18	9.0	0	13
FSU	1	4	35	8.8	0	52



David Clowney




98 Jared DEVELLI

Place-kicker • 6-0 • 217 • So.
Sterling, Va. • Park View H.S.

Is handling the bulk of Tech's kickoffs for the second-straight season ... Possesses a strong leg ... Has 28 total touchbacks ...

2005: Has kicked in every game but one (FSU) ... Fifteen of his first 25 kicks were touchbacks ... Has 62 kickoffs for the season with the average return starting on the 2-yard line ...

Personal: Jared Gabriel Develli ... Born 12/28/85 in Loudoun, VA ... Son of Gabe and Jan Develli ... Majoring in business.




92 Jud DUNLEVY

Place-kicker • 5-9 • 185 • r-So.
Roanoke Rapids, N.C. • Roanoke Rapids H.S.

Serves as the backup for kickoffs ... Has 16 kickoffs to his credit this season, including five for touchbacks ... Is also capable of handling the place-kicking duties if needed ...

2005: Has seen action in seven games ... Kicked off twice in games against Duke, Ohio and Georgia Tech ... Had four kickoffs in the Marshall game, one of which was a touchback ... Kicked a last-second, game-winning 51-yard field goal in a jayvee game against Hargrave ... Had a kickoff for a touchback in the BC game ... Kicked off four times in the Florida State game ...

Personal: Judson Bryce Dunlevy ... Born 10/9/1984 in Rocky Mount, NC ... Son of Keith and Denise Dunlevy ... Majoring in apparel, housing and resource management.



49 Chris ELLIS

Defensive End • 6-5 • 250 • r-So.
Hampton, Va. • Bethel H.S.


An aggressive young defender who is rapidly becoming a playmaker ... Ranks second on the team in tackles for loss and sacks ... Returned an interception for a touchdown against Georgia Tech ... Has eight starts ... Was named the team's most valuable defensive performer during 2005 spring practice ... Runs well and gets after the passer ...

2005: Picked up his first collegiate start in the opener at NC State ... Had three tackles and two quarterback hurries ... Posted two tackles for losses, including a sack at Duke ... Added another sack in the Ohio game and returned an interception 29 yards for a touchdown against Georgia Tech ... Had a career-high eight tackles in the Marshall game, including a sack ... Also caused a fumble and broke up a pass ... Turned in a tackle for loss and four total tackles against BC ... Had a tackle for loss, two hurries and three total tackles at Virginia ... Picked up six tackles, including a sack, to go with three hurries and a pass breakup against UNC ... Has a total of 38 tackles, 9.0 TFL, 4.5 sacks and 13 hurries ...

Personal: Christopher James Ellis ... Born 2/11/85 in Hawaii ... Son of Eric and Laurie Ellis ... Majoring in apparel, housing and resource management.

Tackles	G	UT	AT	Tot.	Loss	Sacks
2004	13	15	18	33	7.5- 33	3.0- 11
2005	12	14	24	38	9.0- 31	4.5- 23
Career	25	29	42	71	16.5- 64	7.5- 34

-----2005 Tackles Game-by-Game-----						
at NCSU	1	1	2	3	0- 0	0- 0
at Duke	1	3	0	3	2- 10	1- 7
OHIO	1	1	0	1	1- 2	1- 2
GT	1	0	2	2	1- 3	0.5- 2
at WVU	1	1	1	2	0.5- 1	0- 0
MU	1	3	5	8	1.5- 5	1- 5
at MD	1	1	2	3	0- 0	0- 0
BC	1	2	2	4	1- 1	0- 0
UM	1	0	2	2	0- 0	0- 0
at UVa	1	0	3	3	1- 2	0- 0
UNC	1	2	4	6	1- 7	1- 7
FSU	1	0	1	1	0- 0	0- 0




18 Brandon FLOWERS

Cornerback • 5-10 • 186 • r-Fr.
Delray Beach, Fla. • Atlantic H.S. • Hargrave

Has seen his share of action as the top backup at cornerback ... Can play the boundary or the field position ... Is also used in the Hokies' nickel package ... Was named the Hokies' top defensive newcomer following spring practice ... Played briefly last year before receiving a medical redshirt ...

2005: Has played in every game, posting 18 tackles and three pass breakups ... Served as No. 2 man at boundary corner ... Also the first man in on the field side ... Played 15 defensive plays at NCSU ... Broke up a pass in the Ohio game ... Was in on a tackle for loss against Georgia Tech and got 25 snaps ...




Brandon
Flowers

Picked up his first start in the Marshall game ... Contributed a pair of tackles ... Had two tackles and a pass breakup against BC and was in on four tackles versus Miami ... Played on 41 snaps against the 'Canes ... Had a tackle for loss and three tackles at Virginia ... Was in on two tackles versus FSU ...

Personal: Brandon Lavar Flowers ... Born 2/18/86 in Delray Beach, FL ... Son of Patricia Flowers and Willie Flowers ... Enrolled in university studies.

Tackles	G	UT	AT	Tot.	Loss	Sacks
2004	1	1	0	1	0- 0	0- 0
2005	12	12	6	18	1.5-	6 0-
Career	13	13	6	19	1.5-	6 0-

Interceptions	G	No.	Yds.	Avg.	TD	LG
2004	1	1	38	38.0	1	38
2005	12	0	0	0	0	0
Career	13	1	38	38.0	1	38



74 Brandon FRYE

Offensive Tackle • 6-4 • 302 • r-Jr.
Myrtle Beach, S.C. • Myrtle Beach H.S.

Serves as the No. 2 man at both offensive tackle positions ... Has seen action in nine games ... Has a big frame to go with good work habits and athleticism ... Earned the Excalibur Award — the top honor in Tech's strength and conditioning program — for the second time during the summer when he bench pressed 480 pounds and turned in a 700-pound squat ...

2005: Worked some at both tackle spots ... Saw his first action at Duke ... Graded 89 percent on 29 snaps against Ohio and posted a knockdown block ... Was in on eight plays at WVU ... Played 25 snaps versus Marshall, grading 92 percent ... Got limited work against Maryland and BC ... Was in for 10 snaps at Virginia ... Saw limited time in the UNC game ...

Personal: Brandon Lee Frye ... Born 1/23/83 in Myrtle Beach, SC ... Son of Brenda Epps and Stan Rome ... His father played football and basketball at Clemson and went on to play with the NFL Kansas City Chiefs ... Majoring in hospitality and tourism management.


82 Jeremy GILCHRIST

Flanker • 5-9 • 181 • r-Fr.
Virginia Beach, Va. • Landstown H.S.

A sure-handed young receiver ... Has seen some duty on both offense and special teams ... Starts on the Hokies' Pride and Joy (punt return and block) team ... Has picked up some valuable experience for the future ...

2005: Has played in 10 games ... Saw his first action at Duke ... Picked up 14 yards on a reverse ... Also saw action against Ohio and Georgia Tech ... Caught his first pass at WVU for a gain of nine yards ... Took time out to play in a jayvee game against Hargrave, catching a 52-yard touchdown pass ... Saw action on offense and special teams in the Marshall game ... Picked up limited snaps against Maryland and Miami ... Played 11 snaps at Virginia and six against UNC ...

Personal: Jeremy Lamont Gilchrist ... Born 2/24/86 in Norfolk, VA ... Son of Verlin Murrell ... Majoring in communications.



7 Sean GLENNON

Quarterback • 6-4 • 215 • So.
Centreville, Va. • Westfield H.S.

Dressed for every game, but is taking a redshirt year ... Was considered the top backup to Marcus Vick at quarterback, but was only scheduled to see action if Vick was sidelined by an injury ... Did see action in four games last year as a true freshman ...

Continued on following page



Brandon Gore

GLENNON *Continued*

2005: Got a lot of reps in practice and stayed game-ready ... Asked to be held out of action and redshirted unless starter Marcus Vick sustained an injury ...

Personal: Sean Benjamin Glennon ... Born 9/5/85 in Woodlands, Texas ... Son of John and Nancy Glennon ... Majoring in business.

Passing	G	Att-	Comp	Pct.	Yds.	TD	Int
2004	4	11-	8	72.7	137	2	0



13
Corey GORDON

Linebacker • 6-2 • 228 • r-So.
Gainesville, Fla. • Gainesville H.S. • Hargrave

A starter on the kickoff team ... Also saw action at the whip linebacker position during the first half of the season ... Combines good size and athletic ability with a physical, aggressive style of play ...

2005: Has played in all 12 games ... Saw his first action at whip linebacker in the Duke game ... Contributed two tackles and broke up a pass against Ohio ... Played 23 downs on defense and eight more on special teams against Marshall ... Only saw special teams action in the final six games of the season ... Has four tackles and a pass breakup to his credit ...

Personal: Corey Daven Gordon ... Born 6/9/84 in Gainesville, FL ... Son of David and Gloria Gordon ... Majoring in human development.




77
Brandon GORE

Offensive Guard • 6-5 • 359 • r-Jr.
Warrenton, Va. • Liberty H.S.

Will miss the Gator Bowl game after suffering a broken ankle in the Florida State game ... Underwent surgery the following day and is not scheduled to return until summer ... Started on the extra-point and field goal team ... Saw action in seven games at guard ...

2005: Made his first collegiate start, opening at left guard against NC State ... Played 52 snaps ... Saw backup duty in the Duke, Ohio, Georgia Tech and WVU games ... Just saw special teams duty against Marshall ... Played 10 plays at Virginia ... Saw brief action against UNC ... Suffered a broken ankle during the FSU game ...

Personal: Brandon Lee Gore ... Born 11/7/83 in Warrenton, VA ... Son of Tom and Nadine Gore ... Majoring in sociology.




29
Chad GRIMM

Linebacker • 5-10 • 184 • Jr.
Fairfax, Va. • Oakton H.S.

A tough, dependable player who has seen some playing time on special teams ... Also practices at whip linebacker and contributes on the scout and jayvee squads ...

2005: Saw action on special teams against Ohio, Georgia Tech, Marshall and UNC ... Worked three plays at whip linebacker in the Georgia Tech game and was in on a tackle ...

Personal: Chad Russell Grimm ... Born 5/18/85 in Fairfax, VA ... Son of Russ and Karen Grimm ... Father was a member of the Washington Redskins, earning Pro Bowl honors four consecutive years ... Majoring in apparel, housing and resource management.



*All-ACC
Second Team*

9
Vince HALL

Linebacker • 6-0 • 236 • r-So.
Chesapeake, Va. • Western Branch H.S.


Has had a productive season while starting every game at mike linebacker ... Leads the team in tackles with 103 and has scored two defensive touchdowns ... Ranks fourth in the ACC in tackles per game at 8.6 ... A second-team All-ACC pick ... A two-time ACC Defensive Lineman of the Week selection ... Played on more defensive snaps (612) than any other Tech player during the regular season ... Also started on the extra point and field goal block team ...

2005: Has 39 solo and 64 assisted tackles through 12 games ... Also has 7.5 TFL, two sacks, two interceptions, seven passes broken up and 14 QB hurries ... Opened the season with 10 tackles against NC State ... Played all 77 defensive plays in that game ... Contributed six tackles and two quarterback hurries at Duke ... Added eight tackles and another hurry versus Ohio ... Had a tackle for loss, a hurry, a pass breakup and four tackles in the Georgia Tech game ... Led the Hokies with 11 tackles at WVU ... Grabbed a fumble in mid-air and ran 15 yards for a touchdown against Marshall ... Also added 10 tackles and a QB hurry on the way to ACC Defensive Lineman of the Week honors ... Earned ACC honors again after registering a sack, a pass breakup and 14 tackles at Maryland ... Scored his second TD of the year when he picked off a BC pass and returned it 13 yards for a score ... Added seven tackles — one for loss — and two pass breakups ... Collected 10 tackles, a sack and an additional TFL at Uva ... Had 10 tackles, 1.5 tackles for loss, an interception, two passes broken up and a pair of QB hurries against UNC ... Contributed seven tackles and a pass breakup during the Florida State game ...

Personal: Vincent Larry Hall ... Born 12/3/84 in Kingsville, TX ... Son of Wilbert and Cathy Hall ... Majoring in apparel, housing and resource management.

Tackles	G	UT	AT	Tot.	Loss	Sacks
2004	13	21	43	64	4.5-	11 1.0-
2005	12	39	64	103	7.5-	17 2.0-
Career	25	60	107	167	12.0-	28 3.0-

----- 2005 Tackles Game-by-Game -----						
at NCSU	1	3	7	10	0-	0 0- 0
at Duke	1	1	5	6	0-	0 0- 0
OHIO	1	4	4	8	0-	0 0- 0
GT	1	0	4	4	1-	3 0- 0
at WVU	1	4	7	11	0.5-	1 0- 0
MU	1	3	7	10	0-	0 0- 0
at MD	1	6	8	14	1-	7 1- 7
BC	1	3	4	7	1-	1 0- 0
UM	1	3	3	6	1-	1 0- 0
at UVa	1	6	4	10	1.5-	3 1- 1
UNC	1	3	7	10	1.5-	1 0- 0
FSU	1	3	4	7	0-	0 0- 0




27 Justin HAMILTON

Free Safety • 6-3 • 222 • r-Sr.
Clintwood, Va. • Clintwood H.S.

Has been an important contributor while sharing the starting duties at free safety with D.J. Parker ... Made a quick adjustment to the position after moving there during the spring ... Is second on the team in interceptions with three ... An intelligent team player who has also contributed as a tailback and as a receiver during his Tech career ...

2005: Played in every game at free safety, with six starts ... Was in for 37 plays in opener at NCSU ... Broke up two passes at Duke ... Made his first start and was in on three tackles against Georgia Tech ... Had four tackles and broke up a pass at West Virginia ... Started against Marshall and picked up his first interception ... Also picked off passes against Maryland and Boston College ... Was in on six tackles against Miami ... Had four tackles, including one for a loss in a start against UNC ... Contributed five tackles versus Florida State ...


Personal: Justin Lee Hamilton ... Born 9/17/82 in Norton, VA ... Son of Beth Stanley ... Majoring in apparel, housing and resource management.



Justin Hamilton

Tackles	G	UT	AT	Tot.	Loss	Sacks
2005	12	12	19	31	1.5-	3 0- 0

----- 2005 Tackles Game-by-Game -----						
at NCSU	1	1	0	1	0-	0 0- 0
at Duke	1	0	0	0	0-	0 0- 0
OHIO	1	0	1	1	0-	0 0- 0
GT	1	0	3	3	0-	0 0- 0
at WVU	1	0	4	4	0-	0 0- 0
MU	1	1	0	1	0-	0 0- 0
at MD	1	2	0	2	0-	0 0- 0
BC	1	2	1	3	0-	0 0- 0
UM	1	1	5	6	0.5-	1 0- 0
at UVa	1	1	0	1	0-	0 0- 0
UNC	1	2	2	4	1-	2 0- 0
FSU	1	2	3	5	0-	0 0- 0



81 Justin HARPER

Flanker • 6-3 • 210 • So.
Catawba, N.C. • Bandys H.S. • Hargrave

The tallest member of the Hokies' young receiving corps ... Saw action in every game, averaging 16.6 yards per catch, the third-best average on the squad ... One of four freshmen who saw action at receiver last year ...


2005: Caught two passes for 36 yards at NC State ... Hauled in three passes for 31 yards

against Ohio and added a 20-yard reception in Tech's win over Georgia Tech ... Caught two passes for 18 yards at WVU ... Grabbed two passes for 53 yards against BC ... Added two more catches for 31 yards in the Miami game ... Had a 9-yard catch in the UNC game ...

Personal: Justin Lamar Harper ... Born 2/24/85 ... Son of Oddie and Marva Harper ... Enrolled in university studies.

Receiving	G	No.	Yds.	Avg.	TD	LG
2004	11	5	84	16.8	1	34
2005	12	14	233	16.6	0	43
Career	23	19	317	16.7	1	43

----- 2005 Receiving Game-by-Game -----						
at NCSU	1	2	36	18.0	0	25
at Duke	1	0	0	0.0	0	0
OHIO	1	3	31	10.3	0	17
GT	1	1	20	20.0	0	20
at WVU	1	2	18	9.0	0	11
MU	1	0	0	0.0	0	0
at MD	1	0	0	0.0	0	0
BC	1	2	53	26.5	0	43
UM	1	2	31	15.5	0	22
at UVa	1	0	0	0.0	0	0
UNC	1	1	9	9.0	0	9
FSU	1	1	35	35.0	0	35




1 Victor HARRIS

Cornerback • 6-0 • 186 • Fr.
Highland Springs, Va. • Highland Springs H.S.

The only true freshman to see action this season for the Hokies ... Is a starter on Tech's punt return and kickoff teams ... Has seen spot duty at cornerback ... An outstanding young player who contributed a blocked kick against UNC ...

2005: Got the majority of his snaps on special teams ... Had five plays on special teams during opening game at NC State ... Played 11 defensive plays and 17 special teams plays at Duke ... Had 12 plays on special teams and 13 on defense against Ohio, contributing a tackle ... Turned in a big hit in the Georgia Tech game ... Was in on 10 special teams plays at West Virginia ... Broke up a pass in the Marshall game and collected four tackles ... Chipped in three special teams tackles against Boston College ... Saw brief action in the secondary against UNC and broke up a pass in the end zone ... Was in on 13 special

Continued on following page




Macho Harris

HARRIS *Continued*

teams plays in that game, blocking a punt and posting a pair of tackles ... Has 11 total tackles ...

Personal: Victor Harris ... Born 2/16/86 ... Son of Victor Harris and the late Maritza Harris ... Nicknamed "Macho" ... Enrolled in university studies.

Tackles	G	UT	AT	Tot.	Loss	Sacks
2005	12	6	5	11	0- 0	0- 0



21 Ryan HASH

Cornerback • 5-9 • 180 • r-Jr.
Springfield, Va. • Robert E. Lee H.S.

A hard worker who has contributed as a starter on the kickoff team ... Also provides depth at the boundary cornerback position ... Has bounced back after missing spring practice with a knee injury that required surgery ...

2005: Has played in every game on special teams, contributing six tackles ... Contributed

two tackles in Tech's win against Georgia Tech and one versus Ohio ... Had a special teams tackle against Marshall ... Added another at Virginia, playing nine special teams plays ... Was in on a tackle against Florida State ...

Personal: Ryan Matthew Hash ... Born 3/27/83 in Alexandria, VA ... Son of Macol and Katie Hash ... His sister, Rachel, was an outstanding soccer player for the Hokies ... His grandfather, Herbert, played pro baseball for the Red Sox ... Majoring in apparel, housing and resource management.



31 Brenden HILL


Rover • 6-1 • 197 • r-Jr.
Newport News, Va. • Warwick H.S.

Moved into the No. 2 spot at whip linebacker during the season, but has seen most of his action on special teams ... Has developed into one of the Hokies' top tacklers on the kickoff team ... Provides additional depth at rover and free safety ...

2005: Didn't see his first action until the Georgia Tech game ... Was in for six plays at rover and added 11 more on special teams ... Was in on four tackles, three on kickoff coverage ... Added a tackle at WVU, on 10 special teams plays ... Played 11 downs at rover against Marshall and 17 plays on special teams ... Collected four tackles ... Had two special teams tackles in back-to-back games against Maryland and BC ... Saw action on 14 special teams plays against both Virginia and North Carolina ... Has a total of 15 tackles ...

Personal: Brenden Dee Hill ... Born 7/7/84 in Newport News, VA ... Son of Shawn Hill and Merle Askew ... Majoring in apparel, housing and resource management.

Tackles	G	UT	AT	Tot.	Loss	Sacks
2004	9	2	0	2	0- 0	0- 0
2005	9	5	10	15	0- 0	0- 0
Career	18	7	10	17	0- 0	0- 0



12 Cory HOLT


Quarterback • 6-4 • 222 • r-Fr.
Lexington, N.C. • Lexington H.S. • Hargrave

Has seen action in six games as one of the backups to Marcus Vick ... An exceptional young athlete with good size and a strong arm ... Has picked up some valuable reps for the future ...

2005: Finished out the action in six games ... Completed four of 12 passes for 80 yards and one touchdown ... Did not throw an interception ... Took 14 snaps at Duke ... Was 1-for-3 passing for 10 yards ... Engineered a 96-yard scoring drive against Ohio ... Capped the drive with a 38-yard touchdown pass, the first of his Tech career ... Finished the game 2-for-3 for 57 yards ... Also had a 7-yard run ... Played 17 snaps in the Georgia Tech game, but did not connect on any of his four passing attempts ... Hit on a 13-yard pass in two attempts against Marshall ... Was in for 12 snaps at Virginia and saw brief action against UNC ...

Personal: Cory Lamont Holt ... Born 6/17/85 in Lexington, NC ... Son of Danny and Laura Fuller ... Enrolled in university studies.

Passing	G	Att-Comp	Pct.	Yds.	TD	Int
2005	6	12- 4	33.3	80	1	0



32 Cedric HUMES

Tailback • 6-1 • 233 • r-Sr.
Virginia Beach, Va. • Princess Anne H.S.

One of Tech's senior leaders ... A powerful runner who is hard to bring down ... Leads the team in rushing and touchdowns scored ... Also

a good receiver out of the backfield ... Suffered a fractured ulna in his right forearm during the Marshall game ... Had surgery the next day, but only missed one game ... Was named the ACC Back of the Week after gaining a career-high 134 yards against North Carolina ...

2005: Has rushed for 639 yards and 10 touchdowns on 140 carries ... Also has 10 pass receptions for 71 yards ... Picked up 75 yards on 15 carries in the Ohio game ... Scored on touchdown runs of 1 and 33 yards in that game ... Added a 4-yard TD run against Georgia Tech ... Ran for 79 yards on 22 carries at WVU, scoring the game-clinching TD ... Broke 10 tackles in that game ... Rushed 10 times for 58 yards and a TD against Marshall before breaking a bone in his forearm ... Underwent surgery the following day ... Traveled to Maryland, but did not play ... Gained 40 yards on 13 carries against Boston College ... Rushed for 113 yards and three touchdowns at Virginia ... Posted a career-high 134 yards on the ground against UNC, scoring two TDs ...

Personal: Cedric Akeem Humes ... Born 8/7/83 in Virginia Beach, VA ... Son of Alfred and Sheria Humes ... Majoring in apparel, housing and resource management.

Rushing	G	No.	Yds.	Avg.	TD	LG
2002	14	16	68	4.2	0	9
2003	13	65	380	5.9	5	58
2004	13	130	605	4.7	5	37
2005	11	140	639	4.6	10	41
Career	51	351	1692	4.8	20	58


-----2005 Rushing Game-by-Game-----

at NCSU	1	10	37	3.7	0	11
at Duke	1	9	39	4.3	0	8
OHIO	1	15	75	5.0	2	33
GT	1	12	37	3.1	1	9
at WVU	1	22	79	3.6	1	11
MU	1	10	58	5.8	1	13
at MD	Did not play					
BC	1	13	40	3.1	0	18
UM	1	7	20	2.9	0	5
at UVa	1	17	113	6.6	3	41
UNC	1	20	134	6.7	2	39
FSU	1	5	7	1.4	0	6

Receiving	G	No.	Yds.	Avg.	TD	LG
2000	14	7	76	10.9	0	26
2003	13	4	31	7.8	0	14
2004	13	8	46	5.8	0	11
2005	11	10	71	7.1	0	13
Career	51	29	224	7.7	0	26

-----2005 Receiving Game-by-Game-----

at NCSU	1	2	12	6.0	0	7
at Duke	1	2	9	4.5	0	12
OHIO	1	1	4	4.0	0	4
GT	1	0	0	0.0	0	0
at WVU	1	0	0	0.0	0	0
MU	1	0	0	0.0	0	0
at MD	Did not play					
BC	1	1	7	7.0	0	7
UM	1	0	0	0.0	0	0
at UVa	1	1	5	5.0	0	5
UNC	1	0	0	0.0	0	0
FSU	1	3	34	11.3	0	13



19 Josh HYMAN


Split End • 5-11 • 189 • r-So.
Chesapeake, Va. • Deep Creek H.S. • Fork Union

Another talented receiver who is capable of making big plays ... Enjoyed his best game against Boston College, equaling his career-best with five catches ... Is averaging 13.9 yards per catch ... Has not matched last year's numbers, but is still a key figure in the passing game ...

2005: Has seen action in every game, including a start against NC State ... Posted four knockdown blocks and caught a 10-yard pass during the Duke game ... Grabbed two passes for 52 yards in win over Georgia Tech ... Caught 5 passes for 58 yards in the Boston College game ... Had two catches for 19 yards against UNC ... Has a total of 11 catches for 153 yards ...

Personal: Joshua Leonard Hyman ... Born 4/18/83 in Chesapeake, VA ... Son of Delphia Hughes ... Enrolled in university studies.


Receiving	G	No.	Yds.	Avg.	TD	LG
2004	13	27	491	18.2	5	45
2005	12	11	153	13.9	0	35
Career	25	38	644	16.9	5	45



Josh
Hyman

-----2005 Receiving Game-by-Game-----

at NCSU	1	0	0	0.0	0	0
at Duke	1	1	10	10.0	0	10
OHIO	1	1	17	17.0	0	17
GT	1	2	52	26.0	0	35
at WVU	1	0	0	0.0	0	0
MU	1	0	0	0.0	0	0
at MD	1	0	0	0.0	0	0
BC	1	5	58	11.6	0	20
UM	1	0	0	0.0	0	0
at UVa	1	0	0	0.0	0	0
UNC	1	2	16	8.0	0	13
FSU	1	0	0	0.0	0	0



20 Mike IMOH

Tailback • 5-7 • 195 • Sr.
Fairfax, Va. • Robinson H.S.

An elusive runner who opened the season splitting time at tailback with Cedric Humes ... Slowed by ankle injuries the last half of the year ... Missed three games and only saw limited action against Florida State ... Still ranks third on the team in rushing with 419 yards ... Is a threat as a runner and a receiver ... Hopes to be ready for the Gator Bowl ...

2005: Has carried the football 106 times for 419 yards and four touchdowns ... Also has seven receptions for 40 yards ... Has seen action on punt and kickoff returns ... Scored Tech's first touchdown of the season on a 5-yard run at NC State ... Ran for 56 yards on 18 carries ... Picked up 66 yards on eight rushes at Duke ... Contributed a 7-yard touchdown run and 55 total rushing yards versus Georgia Tech ... Sat out the Marshall game to rest a sore ankle ... Returned to rush for 86 yards and a pair of touchdowns at Maryland ... Also caught three passes for 21 yards in that game ... Ran for 60 yards on 13 carries against BC, but injured his other ankle ... Had just six carries against Miami ... Missed the Virginia and UNC games ... Played against FSU, catching a pass for 4 yards and rushing four times for 4 yards ...

Personal: Michael U. Imoh ... Born 7/21/84 in Fairfax, VA ... Son of James and Alice Imoh ... Majoring in apparel, housing and resource management.

Continued on following page

IMOH *Continued*

Rushing	G	No.	Yds.	Avg.	TD	LG
2002	5	10	38	3.8	0	18
2003	12	22	86	3.9	0	13
2004	10	158	720	4.6	6	47
2005	9	106	419	4.0	4	23
Career	36	296	1263	4.3	10	47

-----2005 Rushing Game-by-Game-----

at NCSU	1	18	56	3.1	1	20
at Duke	1	8	66	8.3	0	23
OHIO	1	13	46	3.5	0	11
GT	1	11	55	5.0	1	9
at WVU	1	13	31	2.4	0	8
MU			Did not play			
at MD	1	18	86	4.8	2	15
BC	1	16	60	3.8	0	9
UM	1	6	15	2.5	0	12
at UVa			Did not play			
UNC			Did not play			
FSU	1	3	4	1.3	0	4


Receiving	G	No.	Yds.	Avg.	TD	LG
2002	5	4	28	7.0	1	19
2003	12	9	113	12.6	3	43
2004	10	8	4	0.5	0	13
2005	9	7	40	5.7	0	15
Career	36	28	185	6.6	4	43

-----2005 Receiving Game-by-Game-----

at NCSU	1	0	0	0.0	0	0
at Duke	1	0	0	0.0	0	0
OHIO	1	0	0	0.0	0	0
GT	1	0	0	0.0	0	0
at WVU	1	1	3	3.0	0	3
MU			Did not play			
at MD	1	3	21	7.0	0	15
BC	1	2	12	6.0	0	11
UM	1					
at UVa			Did not play			
UNC			Did not play			
FSU	1	1	4	4.0	0	4

K.O. Ret.	G	No.	Yds.	Avg.	TD	LG
2002	5	0	0	0.0	0	0
2003	12	18	549	30.5	1	91
2004	10	12	256	21.3	0	42
2005	9	4	59	14.8	0	20
Career	36	34	864	25.4	1	91

Punt Ret.	No.	Yds.	Avg.	TD	LG
2004	7	50	7.1	0	32
2005	4	35	8.8	0	23
Career	11	85	7.7	0	32



Mike Imoh



All-ACC
Second Team

90
Jeff KING

Tight End • 6-5 • 253 • r-Sr.
Pulaski, Va. • Pulaski County H.S.

One of the top tight ends in the college ranks ... A second-team All-ACC selection at tight end for the second-straight year ... Leads the team in touchdown receptions with five ... Holds the school mark for career TD catches by a tight end with 11 ... Hauled in touchdown passes in four straight games early in the season, becoming the first Tech receiver during the modern era (since 1950) to accomplish this feat in a single season ... Excels in all phases of the game ... Has graded 90 percent or higher in every game this season with 37 knockdown blocks ...

2005: Is fourth on the team in receptions with 23 for 265 yards ... Stands first in touchdown catches with five ... Hauled in a career-high five passes at Duke for 46 yards and a touchdown ... Caught a 28-yard TD pass against Ohio on the way to three catches for 55 yards ... Scored on a 13-yard pass against Georgia Tech ... Also blocked a field goal against the Yellow Jackets that was returned for a touchdown ... Was named the ACC Offensive Lineman of the Week for that game ... Has 37 knockdown blocks, including four against both Duke and Ohio ... Graded 96 percent on 51 plays against Marshall ... Had two catches for 29 yards and another TD against WVU ... Picked up two catches for 24 yards in win over BC ... Had four knockdown blocks against UVa and graded out 96 percent ... Grabbed a 1-yard touchdown pass against North Carolina ... Caught three passes for 35 yards against FSU ...

Personal: Jeffrey W. King ... Born 2/19/83 in Pulaski, VA ... Son of Jerry and Lynn King ... Graduated with a degree in finance and is enrolled in health and physical education in graduate school.

Receiving	G	No.	Yds.	Avg.	TD	LG
2002	14	1	19	19.0	1	19
2003	13	6	109	18.2	1	31
2004	13	25	304	12.2	4	35
2005	12	23	265	11.5	5	28
Career	52	55	697	12.7	11	35

-----2005 Receiving Game-by-Game-----

at NCSU	1	1	6	6.0	0	6
at Duke	1	5	46	9.2	1	13
OHIO	1	3	55	18.3	1	28
GT	1	3	46	15.3	1	20
at WVU	1	2	29	14.5	1	20
MU	1	1	6	6.0	0	6
at MD	1	1	11	11.0	0	11
BC	1	2	24	12.0	0	15
UM	1	1	6	6.0	0	6
at UVa	1	0	0	0.0	0	0
UNC	1	1	1	1.0	1	1
FSU	1	3	35	11.7	0	19



43
John KINZER

Tight End • 6-2 • 245 • r-So.
Fairfax, Va. • Robinson H.S.

Has started 10 games in Tech's two tight end set this season after playing fullback last year ... Does a good job catching the ball and is becoming a better blocker ... Is averaging 11.4 yards per catch ... A standout in the weight room who has earned the Excalibur Award — the top honor in Tech's strength and conditioning program ...

2005: Has seen action in every game at tight end and on special teams ... Starts on two special team units and is a top backup on a third ... Played 46 snaps at TE in the Duke game and had three knockdown blocks ... Caught a 38-yard touchdown pass in the Ohio game and finished with two catches for 57 yards ... Played 45 downs at WVU ... Graded 89 percent with a pair of knockdown blocks and a 4-yard reception against Marshall ... Hauled in three passes for 20 yards against BC and had a 6-yard grab versus Miami ... Was in for 59 plays against BC with two knockdown blocks ... Caught two passes for 16 yards in the FSU game ... Has nine catches for 103 yards and one touchdown ...

Personal: John Joseph Kinzer ... Born 8/23/84 in Norfolk, VA ... Son of John and Virginia Kinzer ... Majoring in building construction.

Receiving	G	No.	Yds.	Avg.	TD	LG
2004	13	7	26	3.7	2	8
2005	12	9	103	11.4	1	38
Career	25	16	129	8.1	3	38




53 Nick LEESON

Deep Snapper • 6-1 • 251 • r-Jr.
Abingdon, Va. • Abingdon H.S.

Is doing an excellent job in his first season as the Hokies' long snapper ... Has been accurate and consistent ... Handled most of Tech's PAT and field goal snaps in 2003, but did not play last year ...

2005: Has handled the long snapping for all 47 punts by Nic Schmitt, none of which have been blocked ...

Personal: Nicholas Brooke Leeson ... Born 10/29/82 in Clarksburg, WV ... Son of Billy and Cathy Leeson ... His dad was an offensive lineman at Tech (1982-84) ... Majoring in human nutrition, foods and exercise.



*All-ACC
Second Team*

56 Jonathan LEWIS

Defensive Tackle • 6-1 • 296 • Sr.
Richmond, Va. • Varina H.S.

Is one of the most valuable players on the 2005 Tech team ... Has taken an active leadership role ... Anchors the Tech defense from his tackle position, where he has made 41 consecutive starts ... A second-team All-ACC performer ...


2005: A starter in every game, contributing 35 total tackles, four quarterback sacks and seven total tackles behind the line ... Is second on the team with 19 quarterback hurries during the regular season ... Hurried the quarterback four times in the season opener at NC State ... Posted two tackles for

loss, including a sack at Duke ... Finished the game with three tackles and a hurry ... Also had three tackles against Ohio and broke up a pass ... Had three hurries in Georgia Tech game ... Picked up a sack and four tackles at West Virginia ... Registered two sacks at Maryland for minus-19 yards ... Had three QB hurries in the BC game and contributed two hurries, 1.5 tackles for loss and nine total tackles against Miami ... Had two hurries in the UNC game ...

Personal: Jonathan M. Lewis ... Born 7/12/84 in Richmond, VA ... Son of David and Gale Lewis ... Brother, Kevin, is a former defensive tackle for the Hokies ... Majoring in apparel, housing and resource management.

Tackles	G	UT	AT	Tot.	Loss	Sacks
2002	14	33	23	56	7.0- 23	2- 12
2003	13	36	33	69	7.0- 16	4- 14
2004	13	18	22	40	11.0- 35	5.0- 26
2005	12	14	21	35	7.0- 45	4.0- 36
Career	52	101	99	200	32.0-119	15.0- 88

----- 2005 Tackles Game-by-Game -----						
at NCSU	1	0	1	1	0- 0	0- 0
at Duke	1	3	0	3	2- 17	1- 12
OHIO	1	0	3	3	0- 0	0- 0
GT	1	1	1	2	0- 0	0- 0
at WVU	1	2	2	4	1- 5	1- 5
MU	1	2	1	3	0- 0	0- 0
at MD	1	2	2	4	2- 19	2- 19
BC	1	0	2	2	0- 0	0- 0
UM	1	4	5	9	1.5- 3	0- 0
at UVa	1	0	1	1	0- 0	0- 0
UNC	1	0	1	1	0- 0	0- 0
FSU	1	0	2	2	0.5- 1	0- 0



35 Stevie Ray LLOYD

Linebacker • 5-11 • 234 • r-So.
Lynchburg, Va. • Jefferson Forest H.S.

A hard worker known for his toughness ... Plays a role on the special teams and is an important contributor on the scout squad ... Also provides depth at the mike linebacker spot ...

2005: Was in for two special teams plays at Duke and four against Ohio ... Picked up a tackle in the Marshall game ...

Personal: Stephen Ray Lloyd ... Born 4/9/85 in Lynchburg, VA ... Son of Steve and Kathy Lloyd ... Majoring in sociology.

Tackles	G	UT	AT	Tot.	Loss	Sacks
2004	12	5	6	11	0- 0	0- 0
2005	4	0	1	1	0- 0	0- 0
Career	16	5	7	12	0- 0	0- 0



67 Nick MARSHMAN

Offensive Guard • 6-5 • 346 • r-Fr.
Harrisonburg, Va. • Turner Ashby H.S.

A young lineman who has seen limited action as a backup at right guard ... Is gaining some much needed experience ... Holds down a starting spot on the extra point and field goal units ...

2005: Got 11 snaps on offense at Duke and 13 against Ohio ... Worked at guard on 15 plays during the Georgia Tech win ... Saw brief duty against Marshall ... Picked up 10 offensive snaps at Virginia ... Also saw limited time on offense versus UNC ...

Personal: Nicholas Chase Marshman ... Born 2/13/85 in Roanoke, VA ... Son of Frank and Janet Marshman ... Enrolled in university studies.



*All-ACC
Second Team*

52 Jimmy MARTIN

Offensive Tackle • 6-5 • 311 • Sr.
Fairfax, Va. • Chantilly H.S.

One of the most important cogs on the offensive line ... A tough competitor who has been one of the Hokies' most consistent performers ... A three-year starter and a second-team All-ACC selection in 2005 ... Has started 45 straight games, the longest active streak on the team ... Played 634 snaps during the regular season and graded out 89 percent ...

2005: Played every snap against NC State in the opener ... Graded 92 percent ... Graded 85

Continued on following page

MARTIN *Continued*

percent with a pair of knockdown blocks at Duke and 86 percent with two knockdowns against Ohio ... Added two more knockdowns in the Georgia Tech game and three at WVU ... Graded 88 percent with three knockdowns against Marshall ... Posted six knockdowns and graded 90 percent on 80 plays against Boston College ... Graded 91 percent on 60 plays at Virginia ... Turned in the best grade against UNC at 92 percent ... Has 26 knockdown blocks ...

Personal: James Mercer Martin III ... Born 10/19/82 in Fairfax, VA ... Son of Susan Martin and Jim Martin ... Majoring in apparel, housing and resource management.



91 Orion MARTIN

Defensive End • 6-2 • 240 • r-Fr.
Martinsville, Va. • George Washington H.S.

A newcomer who has proven to be a valuable addition ... Has given the defense some quality plays as the fourth end ... Is one of the top performers on special teams, where he starts on two units and is a top backup on three more ... Transferred to Tech and joined the team as a walk-on ... Earned a scholarship this past spring ...


2005: Has played in all 12 games ... His 152 plays on special teams ranked second-highest on the team during the regular season ... Has a total of 21 tackles, seven quarterback hurries and three passes broken up ... Broke up a pass in the opening game at NC State ... Shared a sack at Duke and contributed four tackles ... Added three tackles and a pass breakup against Ohio ... Was in on a tackle for loss against Georgia Tech ... Had two special teams tackles at West Virginia ... Contributed three tackles and a QB hurry in the Marshall game ... Played 26 downs on defense and 14 on special teams ... Had a tackle and a hurry in 13 defensive plays at Maryland ... Also had a hurry against Miami ... Saw action on 14 special teams plays in the BC game ... Played 15 snaps at end and 12 on special teams at UVa, contributing three tackles and a QB hurry ... Had 13 special teams plays against UNC with a tackle ...



Orion Martin

Personal: David Orion Martin ... Born 9/2/85 in Danville, VA ... Son of David and Denese Martin ... Brother, Cam, is an incoming freshman signee with the Tech football squad ... Uncle, Bobby Martin, played for Tech from 1986-1989 ... Majoring in sociology.

Tackles	G	UT	AT	Tot.	Loss	Sacks
2005	12	9	12	21	1.5- 6	0.5- 2



69 Danny McGRATH


Center • 6-2 • 287 • r-Jr.
Herndon, Va. • Herndon H.S.

Gave the Hokies a real lift when he moved into the starting center spot early in the season, allowing veteran Will Montgomery to move to guard ... Has held his own for the most part, posting 24 knockdown blocks and allowing just one sack ... Brings a good work ethic and toughness to the position ...

2005: First action of the season came at Duke, where he graded 94 percent and had a knockdown block during 18 snaps ... Worked 32 plays in the Ohio game, posting three knockdowns and grading out at 84 percent ... Made his first collegiate start in the Georgia Tech game ... Played 51 snaps and picked up three more knockdown blocks ... Started at

center against Marshall and played 39 downs ... Had three knockdowns ... Remained in the starting lineup the next four games ... Graded 90 percent at Maryland and had five knockdowns in the BC game ... Picked up three knockdowns against UNC ... Made his seventh start in the FSU game ...

Personal: Daniel Patrick McGrath ... Born 3/19/83 in Fairfax, VA ... Son of Tim McGrath and Rebecca Krausman ... Graduated with a degree in physical education and is enrolled in health and physical education in graduate school.




54 Bart McMILLIN

Deep Snapper • 6-0 • 218 • r-So.
Bristol, Tenn. • Tennessee H.S.

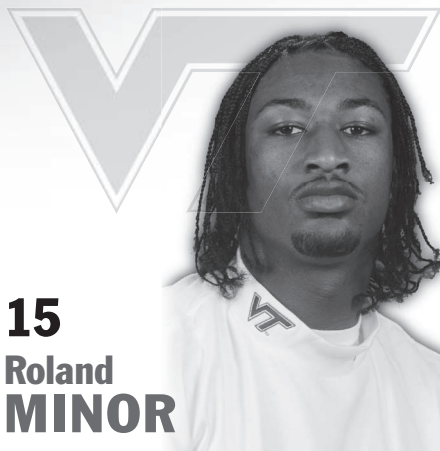
Is the backup for deep snapper Nick Leeson ... Has not seen varsity action ... Came to Tech as a walk-on linebacker ...

2005: Served as the backup long snapper but did not see action ... Played in the Hokies' two jayvee games ...

Personal: William Bart McMILLIN ... Born 2/25/85 in Johnson City, TN ... Son of Jeff and Debbie McMILLIN ... Enrolled in university studies.



Danny McGrath



15 Roland MINOR

Cornerback • 6-0 • 205 • r-So.
Washington, D.C. • H.D. Woodson H.S.

Has started all but one game at the field corner spot this season ... An aggressive young player with a lot of potential ... Brings good size and skills to the position ... Returned an interception for a touchdown at Duke and earned ACC Defensive Back of the Week honors ...

2005: Starter at field corner ... Has 29 total tackles, three passes broken up and two interceptions ... Was in on eight tackles during the opener at NCSU ... Picked off a pass and returned it 23 yards for a touchdown at Duke ... Was named ACC Defensive Back of the Week for his performance in that game ... Intercepted another pass in the Ohio game and returned it 14 yards ... Had two tackles against Georgia Tech ... Was in on three tackles in the victory over Marshall ... Was in on two tackles, including one behind the line, at Maryland ... Had four tackles against Miami ... Registered a pair of tackles and a fumble recovery at Virginia ... Picked up three tackles against UNC ...

Personal: Roland Lawrence Minor ... Born 8/1/84 in Washington, DC ... Son of Theresa Minor ... Majoring in management.


Tackles	G	UT	AT	Tot.	Loss	Sacks
2004	13	7	8	15	0- 0	0- 0
2005	12	17	12	29	0.5- 1	0- 0
Career	25	24	20	44	0.5- 1	0- 0

2005 Tackles Game-by-Game						
	G	UT	AT	Tot.	Loss	Sacks
at NCSU	1	6	2	8	0- 0	0- 0
at Duke	1	0	1	1	0- 0	0- 0
OHIO	1	0	1	1	0- 0	0- 0
GT	1	1	1	2	0- 0	0- 0
at WVU	1	0	1	1	0- 0	0- 0
MU	1	3	0	3	0- 0	0- 0
at MD	1	1	1	2	0.5- 1	0- 0
BC	1	1	1	2	0- 0	0- 0
UM	1	3	1	4	0- 0	0- 0
at UVa	1	0	2	2	0- 0	0- 0
UNC	1	2	1	3	0- 0	0- 0
FSU	1	0	0	0	0- 0	0- 0

Interceptions	G	No.	Yds.	Avg.	TD	LG
2004	13	2	63	31.5	1	64
2005	12	2	37	18.5	1	23
Career	25	4	100	25.0	2	64



Will Montgomery



All-ACC
First Team

66 Will MONTGOMERY


Center • 6-3 • 307 • r-Sr.
Clifton, Va. • Centreville H.S.

Anchors an offensive line that has made big strides this season ... A first-team All-ACC selection who has spent time at center and guard ... Opened the season with starts at center the first three games ... Has started at left guard in seven of the Hokies' last eight games ... A three-time selection for ACC Offensive Lineman of the Week ... Has played over 750 offensive snaps, grading 90 percent with 44 knockdown blocks ... A two-time winner of the Excalibur Award — the top honor in Tech's strength and conditioning program ...

2005: Played every snap at center during the opener at NC State ... Graded 91 percent with five knockdown blocks against Duke, earning ACC Offensive Lineman of the Week honors ... Started at offensive guard in the Georgia Tech game and graded out at 89 percent ... Moved back to center and graded

86 percent with three knockdowns at WVU ... Had five knockdowns while starting at guard in the Marshall game ... Graded 92 percent for that contest ... Stayed at guard the next three games ... Posted five knockdowns and a grade of 95 percent at Maryland ... Added four knockdowns and a grade of 94 in the BC game ... Graded 93 percent with four knockdowns at UVa ... Had seven knockdowns and graded a season-high 95 percent against UNC ... Earned ACC honors after both the Virginia and UNC games ... Registered four knockdowns against FSU, grading 89 percent ...

Personal: William Michael Montgomery ... Born 2/13/83 in Brunswick, ME ... Son of Mike and Rose Montgomery ... Majoring in business information technology.



17 Josh MORGAN

Split End • 6-1 • 215 • So.
Washington, D.C. • H.D. Woodson H.S. • Fork Union

Has come on strong down the stretch, catching 16 passes for 234 yards and three touchdowns over the Hokies' last five games ... Had career highs of seven catches and 128 yards against Florida State ... Is also being used as a return man ... Uses his size and strength to make the tough catches ... Is still young and learning, but is becoming a playmaker ...

2005: Has 28 catches for 471 yards and four touchdowns ... Caught one pass for 27 yards against NC State ... Grabbed a 37-yard touchdown pass at Duke ... Saw action as a punt returner in that game and had three returns for 81 yards, with a long of 44 ... Had a 33-yard catch against Ohio and two receptions for 14 yards versus Georgia Tech ... Led the team with four catches for 63 yards against Marshall ... Caught three passes for 63 yards at Maryland, with 39 of those yards coming after the catch ... Pulled in a key 3-yard touchdown pass against BC ... Had a 17-yard punt return in the Miami game ... Hauled in five passes for 56 yards and a touchdown during win at Virginia ... Caught seven balls for 128 yards and a TD against FSU ...

Personal: Joshua L. Morgan ... Born 6/20/85 in Washington, DC ... Son of Dennis Morgan and LaWanda Ware ... Majoring in business.

Continued on following page

MORGAN *Continued*

Receiving	G	No.	Yds.	Avg.	TD	LG
2004	12	15	346	23.1	3	80
2005	12	28	471	16.8	4	50
Career	24	43	817	19.0	7	80

-----2005 Receiving Game-by-Game-----						
at NCSU	1	1	27	27.0	0	27
at Duke	1	1	37	37.0	1	37
OHIO	1	1	33	33.0	0	33
GT	1	2	14	7.0	0	7
at WVU	1	0	0	0.0	0	0
MU	1	4	63	15.8	0	25
at MD	1	3	63	21.0	0	28
BC	1	2	21	10.5	1	18
UM	1	1	18	18.0	0	18
at UVa	1	5	56	11.2	1	21
UNC	1	1	11	11.0	0	11
FSU	1	7	128	18.3	1	50



All-ACC
First Team

72 Jason MURPHY

Offensive Guard • 6-2 • 303 • r-Sr.
Baltimore, Md. • Edmondson Westside H.S.

A former defensive lineman who has earned first-team All-ACC honors on offense ... Has started 19 straight games at the right offensive guard spot ... His 38 knockdown blocks rank second among the O-linemen ... Has played over 750 snaps ... A physical player who brings good athleticism and footwork to the position ...

2005: Starter in all 12 games at right guard ... Played all 64 snaps at NC State and contributed three knockdown blocks ... Had four knockdowns the following week at Duke and four more against Ohio ... Played 60 snaps against the Bobcats and 51 in the Georgia Tech game ... Posted three knockdowns against GT ... Graded 81 percent with three knockdowns on 66 plays at WVU ... Added four knockdowns in the Marshall game ... Played every offensive down against Maryland, BC and Miami ... Had five knockdowns in the BC game ... Added five more against UNC ...

Personal: Jason G. Murphy ... Born 8/7/82 in Baltimore, MD ... Son of Benjamin and Anna Murphy ... Majoring in apparel, housing and resource management.



Jason Murphy



28 Branden ORE

Tailback • 5-11 • 204 • r-Fr.
Chesapeake, Va. • Indian River H.S.

Stepped up big when injuries slowed Mike Imoh and Cedric Humes ... Rushed for 478 yards on 70 carries over the Hokies' last six regular-season games ... Posted three 100-yard rushing games during that stretch, including a 146-yard effort against Marshall ... Averaged 6.0 yards a carry for the season and finished second on the team in rushing (591) and tied for second in touchdowns (6) ... Does a good job catching the ball out of the backfield, but is still learning his blocking responsibilities ...

2005: Has seen reserve duty in three of four games ... Ran for 51 yards on 10 carries at Duke ... Scored on a 4-yard touchdown run ...

Carried six times for 34 yards against Ohio and picked up 11 yards on six tries in the Georgia Tech win ... Had a 10-yard run against West Virginia ... Took over when Cedric Humes was injured in the Marshall game and ran for 146 yards and a touchdown on 19 carries ... Had a career-best 45-yard run ... Also caught a pass for 13 yards ... Rushed for 48 yards and a TD on nine carries at Maryland ... Had six carries for 30 yards in the BC game and 35 yards on four carries against Miami ... Led the team in rushing with 115 yards on 15 carries at Virginia ... Scored two touchdowns in that game ... Gained 104 yards and scored a TD during win over North Carolina ... Named ACC Rookie of the Week after both games ...

Personal: Branden Kry-Allen Ore ... Born 2/17/86 in Norfolk, VA ... Son of James and Karey Ore ... Majoring in management.

Rushing	G	No.	Yds.	Avg.	TD	LG
2005	11	98	591	6.0	6	45

-----2005 Rushing Game-by-Game-----						
at NCSU	Did not play					
at Duke	1	10	51	5.1	1	19
OHIO	1	6	34	5.7	0	11
GT	1	6	11	1.8	0	4
at WVU	1	1	10	10.0	0	10
MU	1	19	146	7.7	1	45
at MD	1	9	48	5.3	1	10
BC	1	6	30	5.0	0	9
UM	1	4	35	8.8	0	11
at UVa	1	15	115	7.7	2	31
UNC	1	17	104	6.1	1	26
FSU	1	5	7	1.4	0	7

Receiving	G	No.	Yds.	Avg.	TD	LG
2005	11	5	36	7.2	0	13



All-ACC
Honorable
Mention

46 Brandon PACE

Place-kicker • 5-10 • 196 • r-Jr. • 2VL
Virginia Beach, Va. • Kellam H.S.

A consistent performer who is just nine points away from setting a school single-season record for points by a kicker ... Leads the team with 99 points ... Made at least one field goal in every game but Maryland and Miami ... Stands eighth in career scoring at Tech with 209 points ...

2005: Is 48-for-49 on extra point kicks ... Has made 17-of-20 field goal attempts ... Made

kicks of 44 and 28 yards in win at NC State ... Was 3-for-3 on field goals in the Georgia Tech game ... Made good on two short field goal attempts against Marshall ... Missed his only attempt at Maryland, then made 3 of 4 tries in the Boston College game ... Did not get an attempt for the first time all season during Miami game ... Scored 10 points at Virginia ... Missed just the second PAT of his Tech career during the UNC game, but connected on a 44-yard field goal ... Made a season-best 45-yard field goal against FSU ...

Personal: Brandon Kyle Pace ... Born 11/11/83 in Virginia Beach, VA ... Son of Fred and Donna Pace ... Majoring in sociology.


Scoring	G	EP- A	FGM -A	LG	TP
2003	12	4- 4	0- 0	0	4
2004	13	43- 44	21- 27	46	106
2005	12	48- 49	17- 20	45	99
Career	37	95- 97	38- 47	46	209

-----2005 Scoring Game-by-Game-----						
at NCSU	1	2- 2	2- 2	44	8	
at Duke	1	6- 6	1- 2	31	9	
OHIO	1	6- 6	1- 1	35	9	
GT	1	6- 6	3- 3	40	15	
at WVU	1	4- 4	2- 2	41	10	
MU	1	5- 5	2- 2	23	11	
at MD	1	4- 4	0- 1	0	4	
BC	1	3- 3	3- 4	32	12	
UM	1	1- 1	0- 0	0	1	
at UVa	1	7- 7	1- 1	32	10	
UNC	1	3- 4	1- 1	44	6	
FSU	1	1- 1	1- 1	45	4	

Field Goals	18-29 yds	30-39	40-49	50+
2004	7- 8	10-13	4- 6	0- 0
2005	6- 7	6- 7	5- 6	0- 0
Career	13-15	16-20	9-12	0- 0



Brandon Pace



25 D.J. PARKER

Free Safety • 5-11 • 184 • So.
Hampton, Va. • Phoebus H.S.

Shares the free safety duties with senior Justin Hamilton ... Has started six games and played over 300 snaps at safety ... Also has over 130 plays on special teams ... Is still adjusting after making the transition from cornerback ... Turned in a game-changing play when he returned a blocked field goal 78 yards for a touchdown against Georgia Tech ...

2005: Has seen action in every game at free safety and on special teams ... Contributed four tackles and a pass breakup at NC State in his first start ... Was in on five tackles at Duke and had a pass breakup against Ohio ... Scooped up a blocked field goal and raced 78 yards for a touchdown against Georgia Tech ... Also posted five tackles in that game ... Registered two tackles and a 5-yard fumble return at WVU ... Helped out on four tackles versus Marshall ... Contributed two tackles against both Boston College and Miami ... Started at Virginia and had four tackles ... Has registered 31 total tackles ...

Personal: Dorian James Parker ... Born 4/18/85 ... Son of Angela Parker ... Enrolled in university studies.

Tackles	G	UT	AT	Tot.	Loss	Sacks
2004	12	7	3	10	0- 0	0- 0
2005	12	10	21	31	0- 0	0- 0
Career	24	17	24	41	0- 0	0- 0

-----2005 Tackles Game-by-Game-----						
at NCSU	1	1	3	4	0- 0	0- 0
at Duke	1	2	3	5	0- 0	0- 0
OHIO	1	1	0	1	0- 0	0- 0
GT	1	1	4	5	0- 0	0- 0
at WVU	1	2	0	2	0- 0	0- 0
MU	1	0	4	4	0- 0	0- 0
at MD	1	0	0	0	0- 0	0- 0
BC	1	0	2	2	0- 0	0- 0
UM	1	1	1	2	0- 0	0- 0
at UVa	1	1	3	4	0- 0	0- 0
UNC	1	1	0	1	0- 0	0- 0
FSU	1	0	1	1	0- 0	0- 0


22 Robert PARKER

Free Safety • 6-1 • 215 • r-Jr.
Chesapeake, Va. • Oscar Smith H.S.

Has practiced at free safety, but is currently making his biggest contributions on special teams ... A big athlete with speed ... Has seen starting time on the kickoff and punt return teams ...

2005: Got a season-high 10 plays against Georgia Tech ... Added eight at West Virginia and seven against both Boston College and UNC ... Was in on 71 total plays during the regular season ...

Personal: Robert Darnell Parker ... Born 3/10/84 in Norfolk, VA ... Son of George and Gina Blanchard ... Majoring in apparel, housing and resource management.




99 Carlton POWELL

Defensive Tackle • 6-2 • 292 • r-So.
Chesapeake, Va. • Great Bridge H.S.

Was slowed by a sprained ankle early in the season, but gave the Hokies solid play at tackle ... Started four games, including the opener at NC State ... Played nearly 300 snaps during the regular season ... Plays hard and possesses good strength and instincts ...

2005: Started and played 36 snaps at NC State ... Suffered an ankle injury during that contest and missed the Duke game ... Returned for 20 plays against Ohio and 17 versus Georgia

Continued on following page




Carlton Powell

POWELL *Continued*

Tech ... Was in on two tackles, including one behind the line, against the Yellow Jackets ... Shared a sack in the Marshall game ... Returned to the starting lineup at Maryland ... Had two tackles and a QB hurry ... Also had two tackles against both BC and Miami ... Got 25 snaps at Virginia and 28 against UNC ... Was in on a tackle for loss against FSU ... Has 12 total tackles and three QB hurries ...

Personal: Carlton Eugene Powell, Jr. ... Born 8/14/85 in Norfolk, VA ... Son of Carlton and Jay Powell ... Majoring in human nutrition, foods and exercise.

Tackles	G	UT	AT	Tot.	Loss	Sacks
2004	13	7	10	17	6.0- 16	0- 0
2005	12	3	9	12	1.5- 7	0.5- 4
Career	25	10	19	29	7.5- 23	0.5- 4



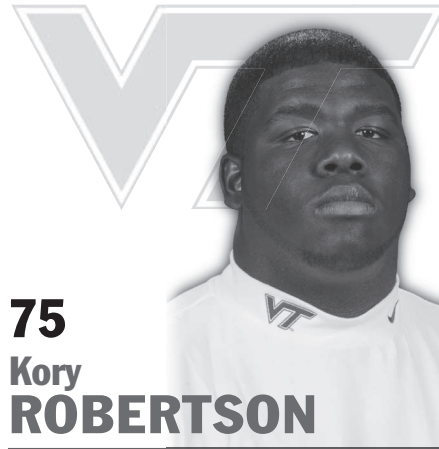
48 Cory PRICE

Cornerback • 5-10 • 184 • Jr.
Blacksburg, Va. • Blacksburg H.S.

A speedy athlete who has seen brief action on special teams ... Is also a key contributor on the scout team ... Works at cornerback and with four different special team units ...

2005: Has seen some playing time on special teams in every game ... Had tackles on kickoff returns against Duke and Georgia Tech ... Recovered a fumble on a punt by the Yellow Jackets ...

Personal: McKinley Cory Price ... Born 4/9/85 in Blacksburg, VA ... Son of Tony and Brenda Price ... Majoring in human nutrition, foods and exercise.



75 Kory ROBERTSON


Defensive Tackle • 6-2 • 331 • r-So.
Martinsville, Va. • Magna Vista H.S.

Backs up at both defensive tackle positions ... Has seen action in 10 of the team's 12 games ... Makes things happen inside when he puts his mind to it ... Can only play in short spurts but has picked up some valuable experience ...

2005: Played in every game ... Was in on a tackle behind the line in the opening game at NCSU ... Made two solo tackles in the Georgia Tech game ... Had quarterback hurries against NC State and Ohio ... Was in for 20 plays against Marshall ... Had a tackle and a QB hurry ... Saw limited action against Maryland and Boston College ... Turned in a quarterback hurry at Virginia ... Played briefly against UNC ... Has been in on five tackles and hurried the passer four times ...

Personal: Kory Waurez Robertson ... Born 12/12/84 in Atlanta, GA ... Son of John Robertson and Sharon Pittman ... Has lived with his grandparents, John and Mary Robertson, since the age of 5 ... Enrolled in university studies.

Tackles	G	UT	AT	Tot.	Loss	Sacks
2004	5	1	3	4	0- 0	0- 0
2005	10	2	3	5	0.5- 1	0- 0
Career	15	3	6	9	0.5- 1	0- 0



36 Aaron ROUSE

Rover • 6-4 • 221 • r-Jr.
Virginia Beach, Va. • First Colonial H.S.

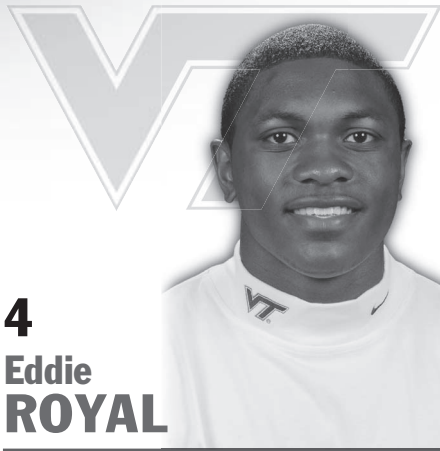
Has made an impact as the Hokies' starting rover ... Ranks third on the team in tackles with 73 ... Leads the squad in interceptions with four ... Preserved Tech's opening-game win at NC State with a last-second pick ... Had 13 tackles against No. 5 Miami ... A hard hitter who combines size and speed with good instincts and play-making ability ...

2005: The starter in every game at rover ... Was named the ACC Defensive Back of the Week after intercepting two passes and causing a fumble in the opening game against NC State ... Also had eight tackles and broke up two other passes in that game ... Turned in three tackles and broke up a pass at Duke ... Recovered a fumble that set up a touchdown and posted three tackles against West Virginia ... Had four tackles, including one for a loss, versus Marshall ... Posted a tackle for loss and five total tackles at Maryland ... Led the team with 13 tackles versus Miami ... Also broke up a pass in that game ... Picked off two passes against Virginia ... Also had eight tackles, one for a loss, in that game ... Had 10 tackles and broke up a pass against North Carolina ... Added 10 more tackles in the FSU game ... Has 73 total tackles to go with 4.5 TFL, four interceptions and five pass breakups ...

Personal: Aaron Roosevelt Rouse ... Born 1/8/84 in Norfolk, VA ... Son of Nadine Rouse ... Majoring in sociology.

Tackles	G	UT	AT	Tot.	Loss	Sacks
2003	13	19	27	46	3.0- 8	0- 0
2004	13	16	21	37	2.5- 15	0- 0
2005	12	32	41	73	4.5- 7	0- 0
Career	38	67	89	156	10.0- 30	0- 0

----- 2005 Tackles Game-by-Game -----						
at NCSU	1	4	4	8	0- 0	0- 0
at Duke	1	2	1	3	0- 0	0- 0
OHIO	1	2	1	3	0.5- 1	0- 0
GT	1	1	1	2	0- 0	0- 0
at WVU	1	2	1	3	0- 0	0- 0
MU	1	1	3	4	0.5- 2	0- 0
at MD	1	3	2	5	1- 1	0- 0
BC	1	2	2	4	0- 0	0- 0
UM	1	4	9	13	0- 0	0- 0
at UVa	1	5	3	8	1- 1	0- 0
UNC	1	4	6	10	0.5- 1	0- 0
FSU	1	2	8	10	4.5- 7	0- 0



4 Eddie ROYAL


Flanker • 5-10 • 171 • So.
Herndon, Va. • Westfield H.S.

A versatile player who gives the Hokies a big-play threat in several phases of the game ... Is one of the team's most dangerous receivers ... Has run for two career touchdowns on reverses ... Also leads the squad in punt and kickoff returns ... Moved into the starting lineup last year as a true freshman ... Has started every game this season at flanker ... A tremendous athlete who bench presses 380 pounds ...

2005: Is third on the team in receptions with 25 for 314 yards and two touchdowns ... Has carried the football 10 times for 79 yards and a TD ... Is averaging 8.1 yards on punt returns and 21.7 yards on kickoff returns ... Returned a punt 19 yards against NC State in the season opener ... Caught a pass for an 18-yard gain in the Duke game ... Posted two catches for 44 yards against Georgia Tech ... Also had a 36-yard kickoff return and four punt returns for 35 yards in that game ... Tied a career-high with six catches at West Virginia, including a 15-yarder for a TD ... Also had 20 yards rushing on a pair of reverses ... Caught three passes for 34 yards in win over Marshall ... Had two punt returns for 38 yards and two kickoff returns for 43 at Maryland ... Also had three receptions for 33 yards and a rush for 8 yards ... Scored on a 15-yard reverse in the BC game ... Returned the opening kickoff against Miami, but was sidelined the rest of the game by a hamstring injury ... Caught three passes at Virginia for 47 yards and a touchdown ... Hauled in 4 passes for 43 yards against FSU ...

Personal: William Edward Royal ... Born 5/21/86 in Alexandria, VA ... Son of Pearl Royal ... Majoring in liberal arts and human sciences.

Receiving	G	No.	Yds.	Avg.	TD	LG
2004	12	28	470	16.8	3	80
2005	12	25	314	12.6	2	42
Career	24	53	784	14.8	5	80



Eddie Royal

-----2005 Receiving Game-by-Game-----						
at NCSU	1	1	-3		0	0
at Duke	1	1	18	18.0	0	18
OHIO	1	0	0	0.0	0	0
GT	1	2	44	22.0	0	42
at WVU	1	6	71	11.8	1	15
MU	1	3	34	11.3	0	13
at MD	1	3	33	11.0	0	15
BC	1	2	27	13.5	0	15
UM	1	0	0	0.0	0	0
at UVa	1	3	47	15.7	1	24
UNC	1	0	0	0.0	0	0
FSU	1	4	43	10.8	0	18

Rushing	G	No.	Yds.	Avg.	TD	LG
2004	12	1	11	11.0	1	11
2005	12	10	79	7.9	1	17
Career	24	11	90	8.2	2	17

K.O. Ret.	G	No.	Yds.	Avg.	TD	LG
2004	12	12	346	28.8	0	48
2005	12	12	260	21.7	0	36
Career	24	24	606	25.2	0	48

Punt Ret.	G	No.	Yds.	Avg.	TD	LG
2004	12	25	274	11.0	0	58
2005	12	31	250	8.1	0	29
Career	24	56	524	9.4	0	58



Tim Sandidge

71 Tim SANDIDGE

Defensive Tackle • 6-1 • 304 • r-Sr.
Madison Heights, Va. • Amherst County H.S.

Has stepped up his play and taken a leadership role this season ... Picked up the slack at tackle when Carlton Powell was injured in the opening game ... Has been a starter in eight games ... A strong, experienced player who has good athletic ability for his size ...

2005: Has 35 total tackles, including two sacks and four total tackles for loss ... Has five hurries ... Boosted Tech with four tackles, including a sack in the NC State game ... Moved into the starting lineup at Duke and had three tackles ... Posted another sack against Georgia Tech and also shared another tackle for loss ... Had four tackles at WVU ... Registered a career-best eight tackles in the Marshall game ... Returned to the No. 2 spot when Carlton Powell returned for the Maryland game ... Was in on three tackles versus Miami ... Started against Virginia and UNC ... Was in on a tackle behind the line at UVa and posted three tackles and two hurries versus the Tar Heels ... Also had three tackles versus FSU ...

Personal: Timothy Allan Sandidge ... Born 6/12/83 in Lynchburg, VA ... Son of Robert and Dorothy Sandidge ... Majoring in apparel, housing and resource management.

Tackles	G	UT	AT	Tot.	Loss	Sacks
2002	13	13	17	30	5.0-	28 4.0-
2003	13	21	26	47	3.0-	3 1.0-
2004	10	3	4	7	1.5-	3 0.5-
2005	12	12	23	35	4.0-	17 2.0-
Career	48	49	70	119	13.5-	51 7.5-

-----2005 Tackles Game-by-Game-----						
at NCSU	1	2	2	4	1-	7 1-
at Duke	1	1	2	3	0-	0 0-
OHIO	1	1	0	1	1-	1 0-
GT	1	1	1	2	1.5-	7 1-
at WVU	1	2	2	4	0-	0 0-
MU	1	2	6	8	0-	0 0-
at MD	1	0	0	0	0-	0 0-
BC	1	1	1	2	0-	0 0-
UM	1	0	3	3	0-	0 0-
at UVa	1	0	2	2	0.5-	2 0-
UNC	1	2	1	3	0-	0 0-
FSU	1	0	3	3	0-	0 0-

23 Nic SCHMITT



Punter • 6-2 • 273 • r-Jr.
Salem, Va. • Salem H.S.

Has proven to be a good weapon in the field position battle for the Hokies this season ... Ranks third in the ACC with a 42.3-yard average ... Is trying to become just the fifth Tech punter since 1950 to finish a season with an average of 42 yards or more ... Was one of 10 semifinalists for the Ray Guy Award ... Holds the ninth-best power clean in program history at 360 pounds ... Serves as the holder for field goals and PATs ...

2005: Is averaging 42.3 yards per punt on 46 kicks ... Has placed 14 kicks inside the opponents' 20-yard line ... Averaged 45.7 yards on six kicks in the opening game at NCSU ... Put three of those kicks inside the 20 ... Had a punt of 61 yards against Georgia Tech ... Posted a 49.2 average on six kicks against the Yellow Jackets ... Hit a career-long punt of 65 yards against Marshall ... Averaged 50.3 yards on three kicks in the UNC game earning ACC Specialist of the Week honors ...

Personal: Nicolas James Schmitt ... Born 1/5/84 in Springfield, MO ... Son of Rick and Bonnie Schmitt ... Majoring in sociology.

Scoring	G	EP-	A	FGM	-A	LG	TP
2002	5	14-	14	2-	6	22	20
2004	3	2-	2	0-	0	0	2
Career	8	16-	16	2-	6	22	22

Field Goals	10-29 yds	30-39	40-49	50+
2002	2-2	0-1	0-3	0-0

Punting	G	No.	Yds.	Avg.	LG	I20
2004	3	1	43	43.0	43	0
2005	12	46	1944	42.3	65	14
Career	15	47	1987	42.3	65	14

----- 2005 Punting Game-by-Game -----						
at NCSU	1	6	274	45.7	59	3
at Duke	1	3	93	31.0	33	3
OHIO	1	4	166	41.5	50	0
GT	1	6	295	49.2	61	1
at WVU	1	3	107	35.7	43	0
MU	1	2	104	52.0	65	2
at MD	1	2	86	43.0	60	0
BC	1	4	154	38.5	48	1
UM	1	4	146	36.5	46	1
at UVa	1	2	76	38.0	41	1
UNC	1	3	151	50.3	54	1
FSU	1	7	292	41.7	55	1

58 Ryan SHUMAN



Center • 6-3 • 301 • r-Fr.
Fork Union, Va. • Fork Union Military Academy

A young lineman who provides depth at center ... Has seen limited action in six games ... Should benefit from his exposure to the system this season ...

2005: Was in for 17 plays at center against Duke and had a knockdown block ... Got 13 plays against Ohio and 15 versus Georgia Tech ... Saw action on seven snaps against Marshall ... Got 10 snaps in the Virginia game and saw limited action against UNC ...

Personal: John Ryan Shuman ... Born 7/8/86 in Charlottesville, VA ... Son of John and Patricia Shuman ... His dad, John, is the head coach of the postgraduate football team at Fork Union Military Academy ... Enrolled in university studies.

45 Purnell STURDIVANT



Linebacker • 5-9 • 214 • r-Fr.
Norfolk, Va. • Lake Taylor H.S.

Spent the season working at the backer position, but made an impact as a starter on special teams ... Has been one of the team's top tacklers on kickoff returns ... Possesses good speed and some explosiveness, but is still learning the system ...

2005: Playing time has been limited to special teams ... Starts on kickoff team ... Had one tackle each against NCSU, Ohio, Georgia Tech, Virginia and UNC ... Posted four tackles in the ACC Championship game against Florida State ... Finished with nine total tackles ...

Personal: Purnell Joshua Sturdivant ... Born 3/19/86 in Norfolk, VA ... Son of Purnell and Terry Sturdivant ... Enrolled in university studies.

Tackles	G	UT	AT	Tot.	Loss	Sacks
2005	12	4	5	9	0- 0	0- 0

All-ACC
First Team

55 Darryl TAPP



Defensive End • 6-1 • 265 • Sr.
Chesapeake, Va. • Deep Creek H.S.

One of the nation's top defensive ends ... Plays a key leadership role for the Hokies ... Named first-team All-America by the American Football Coaches Association ... Won the Dudley Award as the top Division I player in the commonwealth of Virginia ... A first-team All-ACC pick for the second consecutive season ... Is a finalist for the Lott and Hendricks awards ... An explosive performer who leads the team in sacks (10), tackles for loss (12.5) and quarterback hurries (34) ... Plays fast and hard ...

2005: Opened the season with four tackles and a pass breakup at NC State ... Posted two quarterback sacks and forced a fumble in the Duke game ... Added another sack and an additional tackle for loss versus Ohio ... Had four tackles and three QB hurries in the win over Georgia Tech ... Posted four tackles, two hurries and forced a fumble against West Virginia ... Posted five tackles and seven hurries in the Maryland game ... Registered a pair of sacks, four hurries, a forced fumble and six tackles against BC ... Had five tackles and three hurries versus Miami ... Picked up two sacks and two hurries to go with six tackles at Virginia ... Hurried the QB seven times against UNC and added two more sacks ... Also broke up two passes and blocked a field goal in that game ... Has played 335 downs on defense and 49 on special teams ... Has 45 total tackles and has caused three fumbles ...

Personal: Darryl Anthony Tapp ... Born 9/13/84 in Portsmouth, VA ... Son of Charles, Sr., and Ruth Tapp ... Majoring in marketing.

Tackles	G	UT	AT	Tot.	Loss	Sacks
2002	14	9	12	21	0- 0	0- 0
2003	13	32	26	58	9.0- 40	3.0- 27
2004	13	26	34	60	16.5- 82	8.5- 54
2005	12	24	21	45	12.5- 69	10.0- 58
Career	52	91	93	184	38.0-191	21.5-139

----- 2005 Tackles Game-by-Game -----

at NCSU	1	0	4	4	0-0	0-0
at Duke	1	2	0	2	2-6	2-6
OHIO	1	2	0	2	2-18	1-8
GT	1	2	2	4	0-0	0-0
at WVU	1	3	1	4	0-0	0-0
MU	1	0	0	0	0-0	0-0
at MD	1	1	4	5	0-0	0-0
BC	1	3	3	6	2-17	2-17
UM	1	3	2	5	0-0	0-0
at UVa	1	4	2	6	2.5-10	2-9
UNC	1	2	1	3	2-15	2-15
FSU	1	2	2	4	2-3	1-3

Interceptions	G	No.	Yds.	Avg.	TD	LG
2004	13	1	0	0.0	0	0



41 Jordan TROT

Tight End • 6-4 • 253 • r-Sr.
Torrance, Calif. • Loyola H.S.


The most active special teams player on the team ... Also a contributor at tight end ... Has played nearly 200 plays on special teams ... Serves as the personal protector for punter Nic Schmitt ... Also starts on three other units ... A tough, physical player with smarts and good football savvy ... The first football player from the state of California to sign with Virginia Tech straight out of high school ...

2005: Starts on four special team units and serves as a backup on another ... Has seen action at tight end in nine games ... Got 13 plays at tight end against Duke and 15 in the Georgia Tech game ... Had a knockdown block against Ohio ... Played two plays on defense at Duke ... Had three tackles in that game and two versus NCSU ... Was in on 19 special team plays at West Virginia ... Saw brief action at TE against Maryland and BC ... Also saw action on 20 special teams plays in the BC game ... Caught two passes for 10 yards during win at Virginia, while playing 38 plays at TE ... Graded 88 percent with two knockdowns against UNC ... Played a season-high 43 plays on offense in that game ... Has two catches for 10 yards and six tackles on the season ...

Personal: Jordan Richard Trott ... Born 6/26/83 in Torrance, CA ... Son of Richard and Rita Trott ... Graduated with a degree in finance and is enrolled in health and physical education in graduate school.



Tackles	G	UT	AT	Tot.	Loss	Sacks
2002	13	11	8	19	0-0	0-0
2003	13	30	18	48	5.0-6	0-0
2004	1	0	2	2	0-0	0-0
2005	12	3	3	6	0-0	0-0
Career	39	44	31	75	5.0-6	0-0



*All-ACC
First Team*

5 Marcus VICK

Quarterback • 6-0 • 216 • r-Jr.
Newport News, Va. • Warwick H.S.

Has earned first-team All-ACC honors in his first season as a starting quarterback ... Leads the league in quarterback efficiency with a 141.6 rating ... Got off to a good start by leading the Hokies to a key road win at NC State to open the season ... Was inconsistent at times during the second half of the season, but made definite strides over the course of the year ... Has shown poise and accuracy ... Can win games with his arm or his legs ... Has worked hard to be successful ...

2005: Has completed 166 of 268 passes for 2,190 yards and 15 touchdowns ... Has thrown 10 interceptions ... Rushed 134 times for 370 yards and six TDs ... Hit a 19-yard touchdown pass to David Clowney to provide the winning margin against NC State ...

Tossed three touchdown passes at Duke on the way to 12-for-19 passing ... Threw his first interception ... Passed for two TDs and ran for another in win over Ohio ... Completed 12 of 16 passes for 200 yards and ran for 38 yards on 13 carries ... Registered 223 yards passing in the Georgia Tech game, connecting on 13 of 18 attempts ... Named ACC Co-Offensive Back of the Week after throwing for two touchdowns and running for another against West Virginia ... Completed 15 of 17 passes in that game for 177 yards and ran for 74 yards ... Suffered his second interception of the season in the Marshall game, but also tossed a 48-yard TD pass ... Ran for a career-best 133 yards and a TD on 16 carries at Maryland ... Passed for 233 yards, but was intercepted three times ... Completed 22 of 28 passes for 280 yards and one TD against BC, and added 52 yards rushing ... Suffered through his worst game against Miami, fumbling four times and tossing a pair of interceptions ... Scored Tech's only TD in that game with a 2-yard run ... Threw two TD passes at Virginia ... Only completed eight passes against UNC, but one went for a touchdown ... Passed for a personal-best 335 yards against FSU ... Accounted for all three Tech touchdowns in that game, two rushing and one passing ...

Personal: Marcus Deon Vick ... Born 3/20/84 in Newport News, VA ... Son of Brenda and Michael Boddie ... Younger brother of former Tech All-America quarterback, Michael Vick ... Majoring in apparel, housing and resource management.

Passing	G	Att-Comp	Pct.	Yds.	TD	Int
2003	11	57-30	52.6	475	2	5
2005	12	268-166	61.9	2190	15	10
Career	23	325-196	60.3	2665	17	15

----- 2005 Passing Game-by-Game -----

at NCSU	1	21-10	.476	108	1	0
at Duke	1	19-12	.632	172	3	1
OHIO	1	16-12	.750	200	2	0
GT	1	18-13	.722	233	1	0
at WVU	1	17-15	.882	177	2	0
MU	1	16-11	.688	163	1	1
at MD	1	23-14	.609	211	0	3
BC	1	28-22	.786	280	1	0
UM	1	22-8	.364	90	0	2
at UVa	1	21-15	.714	170	2	1
UNC	1	15-8	.533	61	1	1
FSU	1	52-26	.500	335	1	1


Rushing	G	No.	Yds.	Avg.	TD	LG
2003	11	37	102	2.8	0	17
2005	12	134	370	2.8	6	38
Career	23	171	472	2.8	6	38

----- 2005 Rushing Game-by-Game -----

at NCSU	1	13	31	2.4	0	24
at Duke	1	4	-12	-3.0	0	0
OHIO	1	13	38	2.9	1	15
GT	1	7	0	0.0	0	7
at WVU	1	12	74	6.2	1	23
MU	1	6	3	0.5	0	11
at MD	1	16	133	8.3	1	38
BC	1	13	52	4.0	0	15
UM	1	17	7	0.4	1	11
at UVa	1	9	32	3.6	0	9
UNC	1	7	1	0.1	0	10
FSU	1	17	11	0.6	2	16

Receiving	G	No.	Yds.	Avg.	TD	LG
2003	11	4	82	20.5	1	36

2006 Toyota Gator Bowl




30
Cary
WADE

Rover • 5-10 • 178 • r-Jr.
Fairfax, Va. • Robinson H.S.

A contributor as the top backup at rover and a starter on special teams ... Has played in every game and worked hard to improve his skills ...

2005: Starts on the punt return and kickoff teams ... No. 2 man at rover ... Played 22




Cary Wade

downs at rover against Duke and 24 versus Ohio ... Contributed three tackles in the Georgia Tech game ... Starts on the punt return and kickoff teams ... Posted six tackles during the Marshall game ... Worked 14 plays on special teams against BC and was in on a pair of tackles ... Collected two tackles on special teams against North Carolina ... Has registered 14 total tackles ...

Personal: Cary Dupree Wade ... Born 5/12/84 in Minneapolis, MN ... Son of Clifton and Beatrice Wade ... Majoring in communication.

Tackles	G	UT	AT	Tot.	Loss	Sacks
2002	13	9	2	11	0- 0	0- 0
2004	13	4	2	6	0- 0	0- 0
2005	12	6	8	14	0- 0	0- 0
Career	38	19	12	31	0- 0	0- 0



40
Blake
WARREN

Linebacker • 6-3 • 236 • r-Sr.
Clifton, Va. • Centreville H.S.


Provides plenty of experience as the No. 2 man at the backer position ... Also serves as a key player on special teams, starting on two units and serving on three others ... A tough, dependable player ...

2005: Has seen action in all 12 games on special teams and five games on defense ... Was in for 16 plays at Duke and posted a pair of tackles ... Had five tackles against Ohio ... Added two tackles and a pass breakup in the Georgia Tech game ... Played 17 snaps in that contest ... In on three tackles during the Marshall game ... Saw action on five plays at linebacker at Virginia ... Was in on 11 special teams plays against North Carolina ... Has 13 tackles on the season and has broken up a pass ...

Personal: Blake Davis Warren ... Born 10/10/82 in Fairfax, VA ... Son of Don and Irene Warren ... Brother, Brett, is a sophomore linebacker on the Hokie squad ... Majoring in apparel, housing and resource management.

Tackles	G	UT	AT	Tot.	Loss	Sacks
2002	9	5	7	12	0- 0	0- 0
2003	13	29	14	43	3.0-	9 0- 0
2004	13	12	16	28	.5-	0 0- 0
2005	12	5	8	13	0- 0	0- 0
Career	47	51	45	96	3.5-	9 0- 0

Interceptions	G	No.	Yds.	Avg.	TD	LG
2002	9	1	0	0.0	0	0
2003	13	1	4	4.0	0	4
2004	13	2	86	43.0	1	46
2005	12	0	0	0	0	0
Career	47	4	90	22.5	1	46



33
Brett
WARREN

Linebacker • 6-0 • 229 • So.
Clifton, Va. • Centreville H.S.

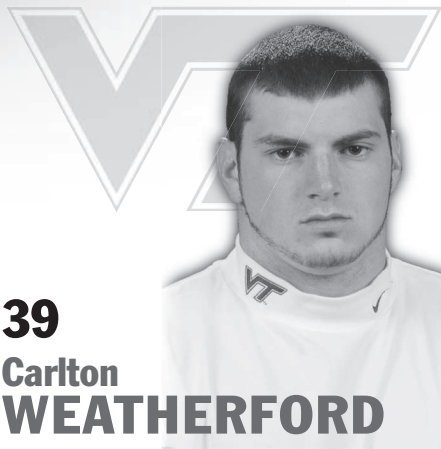
Joins his older brother, Blake, as a contributor on special teams, while serving as the top man behind Vince Hall at mike linebacker ... Has a nose for the ball and plays a physical brand of football ... Played last year as a true freshman ...

2005: Contributing at mike linebacker and on special teams ... Has a total of 13 tackles, including one behind the line ... Posted three tackles, including a TFL at Duke ... Collected two tackles in the win over Georgia Tech ... Helped on four tackles while playing 25 downs against Marshall ... Picked up a tackle on coverage while playing 10 special teams plays against BC ... Got limited time at linebacker versus Virginia and contributed a tackle ... Registered a special teams tackle in the UNC game ...

Personal: Brett Paul Warren ... Born 3/7/85 in Huntington Beach, CA ... Son of Don and Irene Warren ... His father, Don, played 14 seasons with the Washington Redskins ... Brother of current Hokie linebacker Blake Warren ... Enrolled in university studies.

Tackles	G	UT	AT	Tot.	Loss	Sacks
2004	12	3	4	7	0- 0	0- 0
2005	12	1	12	13	1.0-	5 0- 0
Career	24	4	16	20	1.0-	5 0- 0

hokiesports.com



39 Carlton WEATHERFORD

Fullback • 5-9 • 220 • r-So.
Danville, Va. • Tunstall H.S.

A solid backup at the fullback spot ... Has seen action in six games ... Plays with toughness and great effort ...

2005: Picked up 13 snaps at fullback at Duke ... Also saw limited action against Ohio and Marshall ... Had a season-best 16 snaps in the Georgia Tech game ... Played briefly against Maryland ... Was in for 11 plays at fullback during the win at Virginia ... Also saw brief action against UNC in the backfield ...


Personal: Carlton Nunn Weatherford, Jr. ... Born 1/5/85 in Danville, VA ... Son of Carlton and Donna Weatherford ... Majoring in sociology.



Carlton Weatherford



Jimmy Williams



All-ACC
First Team

2 Jimmy WILLIAMS

Cornerback • 6-3 • 216 • Sr.
Hampton, Va. • Bethel H.S.

One of the top corners in the collegiate ranks ... Was a finalist for the Thorpe and Nagurski Awards ... A first-team selection on All-America teams picked by the Football Writers, Walter Camp and the American Football Coaches Association ... A two-time, first-team All-ACC honoree ... Has seen his interception numbers go down this season, mostly because teams have opted not to throw his way as often ... Is playing an important leadership role ...

2005: Has seen action in over 600 plays at cornerback ... Had five tackles and two tackles for loss, including a sack, at NCSU ... Added six tackles and broke up a pass against Ohio ... Posted two tackles and a pass broken up in the win over Georgia Tech ... Was in on five

tackles at WVU ... Contributed six tackles at Maryland and four more versus BC ... Picked off a pass in the Miami game ... Broke up a pass at Virginia ... Has four tackles, a breakup and a QB hurry against North Carolina ... Contributed six tackles in the FSU game ... Also plays on the punt return/block team ... Has posted 44 tackles, with two tackles for loss, including a sack ... Has intercepted one pass and broken up five ... Also has four quarterback hurries ...

Personal: James Franklin Williams, Jr. ... Born 3/8/84 in Hampton, VA ... Son of James, Sr., and Elizabeth Williams ... Majoring in apparel, housing and resource management.

Tackles	G	UT	AT	Tot.	Loss	Sacks
2002	14	29	17	46	1.0-	1 0- 0
2003	13	63	51	114	4.0-	11 0- 0
2004	13	37	23	60	5.5-	13 0- 0
2005	12	22	22	44	2.0-	17 1- 11
Career	52	151	113	264	12.5-	42 1- 11
----- 2005 Tackles Game-by-Game -----						
at NCSU	1	4	1	5	2-	17 1- 11
at Duke	1	1	0	1	0-	0 0- 0
OHIO	1	3	3	6	0-	0 0- 0
GT	1	1	2	3	0-	0 0- 0
at WVU	1	1	4	5	0-	0 0- 0
MU	1	0	0	0	0-	0 0- 0
at MD	1	3	3	6	0-	0 0- 0
BC	1	2	2	4	0-	0 0- 0
UM	1	1	2	3	0-	0 0- 0
at UVa	1	1	0	1	0-	0 0- 0
UNC	1	2	2	4	0-	0 0- 0
FSU	1	3	3	6	0-	0 0- 0


Interceptions	G	No.	Yds.	Avg.	TD	LG
2002	14	1	9	9.0	0	9
2003	13	2	83	41.5	1	55
2004	13	5	81	16.2	1	34
2005	12	1	0	0.0	0	0
Career	52	9	173	19.2	2	55

2006 Toyota Gator Bowl

THE COACHES

Frank Beamer

Tech Head Coach Guides Hokies into 13th Straight Bowl



2004 & 2005 ACC COACH OF THE YEAR

Virginia Tech couldn't have asked for anyone better than Frank Beamer to guide its football program into the Atlantic Coast Conference.

In each of the Hokies' first two seasons in their new league, Beamer has been named coach of the year. This season, he has guided Virginia Tech to a 10-2 record, the ACC Coastal Division title, a spot in the inaugural league championship game and the Hokies' 13th-straight bowl game.

Beamer, who was the consensus national coach of the year in 1999, may have done his best coaching job in 2004, guiding a young Tech team that was picked to finish sixth in the ACC to a league title and a BCS Bowl. The team also won the league's 2004 Fall Sportsmanship Award for football, yet another tribute to the program Beamer and his staff have built.

When Beamer accepted the job as head football coach at his alma mater in 1987, his goal was for the Virginia Tech football program to reach a consistent level of excellence. The Hokies have come a long way since that day, and along the way, Beamer has become one of the most respected and successful coaches on the college football scene.

Beamer is in his 19th season at Virginia Tech and his 25th year as a collegiate head coach. He is ranked third among active Division I-A coaches in victories with 187. His Tech teams have posted a 131-39 record over the past 13 seasons and appeared in bowl games each year during that span, a feat equaled by just three other schools. Prior to winning the 2004 ACC championship, he

guided the Hokies to three BIG EAST Conference championships and in 1999 helped direct Tech to the national championship game. Beamer's Hokies have earned the highest national rankings in the program's history, spending 77 weeks in the Top 10 of The Associated Press poll over the past seven seasons. During one stretch that ended in 2003, Tech was ranked in 84 consecutive AP polls.

Winning has been just part of Frank Beamer's success story. He and his staff have earned a reputation for getting the most out of their players.

In 2000, Beamer and his staff directed Tech to an 11-1 record after opening the season with eight new starters on defense and an all-new lineup in the kicking game. During the 2001 season, the Hokies posted an 8-4 record and appeared in the Top 20 every week despite having to fill four offensive line spots, the quarterback job vacated by sensational underclassman Michael Vick and the tailback spot left open when All-America running back Lee Suggs was lost for the season with an injury. In 2002, the Hokies were 10-4 despite attacking one of their toughest schedules ever with a young team that featured all-new starters at the defensive tackle, inside linebacker and rover positions, as well as major questions at quarterback and wide receiver. Last season, the Hokies earned 10 wins, an ACC title, a Top 10 ranking and a Sugar Bowl bid despite having to replace 14 starters.

A spot in the Nokia Sugar Bowl to play No. 1 Florida State for the national championship

focused widespread attention on Virginia Tech and its football program following the 1999 season. And although the Hokies fell short in their bid for the national title, they proved that they belong among the top teams in the college ranks.

For his part in the Hokies' magical 1999 season, Beamer earned eight national coach of the year awards. He was named the Bobby Dodd Coach of the Year, the GTE Coach of the Year, the Eddie Robinson Coach of the Year, the Paul 'Bear' Bryant Coach of the Year, The Associated Press Coach of the Year, the Walter Camp Football Foundation/Street & Smith's Coach of the Year, the Maxwell Football Club Coach of the Year and the Woody Hayes

Coach of the Year. He also was named the BIG EAST Conference Coach of the Year for the third time.

There have been plenty of other accolades for the Hokies' coach. Prior to the 2005 season, a *Seattle Times* Poll of more than 40 coaches voted Frank Beamer as the current I-A head coach for whom they had the most respect. Beamer was also selected the fifth-best strategist among current I-A coaches. In a survey of Division I-A football coaches conducted by *Bloomberg News* in the fall of 2000, Beamer was named the best coach a school could hire to run its football program. When BIG EAST Conference football celebrated its first 10 years of existence

in 2000, Beamer was voted the Coach of the Decade by the league's media.

In January 2001, the Pigskin Club of Washington, D.C., honored Beamer as the NCAA Coach of the Year. In May of that year, an on-line newspaper named him the best coach currently in the college football ranks because of his ability to place Tech among the nation's elite year in and year out.

Following consecutive 10-2 seasons in 1995 and 1996, Beamer was voted BIG EAST Conference Coach of the Year by the league coaches. He was one of five finalists in the voting for the 1995 National Coach of the Year. In 1996, *The Sporting News* queried writers from around the country and asked them to rate the coaches in various conferences. In the BIG EAST, those writers rated Frank Beamer the best coach on game day, the best in game preparation, the best as a motivator, the best as a teacher, the best in big games and the best overall.

In 1999, *The Sporting News* ranked the nation's top coaches in terms of their ability to get the most out of their players. Beamer was picked No. 9 in Division I-A. Four of Tech's last six years in the league, *TSN* rated the Tech coach tops among BIG EAST head coaches. The publication has also ranked the Hokies' football coaching staff as the best in the conference four times during that span. *Street & Smith's College Football 2002* rated Beamer as the top recruiter in the BIG EAST. Last year, *SI.com* selected him coach of the year in the Division I-A ranks.

The rise of the Tech football program has made Beamer a man in demand. It has opened doors to places he may never have dreamed of as a youngster growing up in Southwest Virginia.

In September 2000, Beamer was invited to the White House where he joined a select group that stood in the Rose Garden behind then-President Bill Clinton as he made remarks on the Conservation and Reinvestment Act. Beamer was one of the keynote speakers at the American Football Coaches Association Convention in 2000, and in April, 2001, he joined former Prime Minister of Great Britain, Lady Margaret Thatcher, as one of the

featured speakers at SUCCESS 2001, one of the nation's most popular business seminars.

In April 2004, Beamer was presented a Humanitarian Award by the National Conference for Community and Justice for his contributions to fostering justice, equity and community in the Roanoke Valley. An avid NASCAR fan, Beamer was the official starter for the 2005 Food City 500 at Bristol Motor Speedway in April.

Beamer's success has also made him a much sought-after coach. In recent years, he has been pursued by numerous other schools and has drawn interest from professional football teams. But in the end, his loyalty has remained with the Hokies.

Beamer has always put Virginia Tech first — ever since he starred as a defensive back for the Hokies in his undergraduate days in the late 1960s, and surely throughout his 19 years as head coach of the Hokies. He has given the Tech program a sense of stability enjoyed by just a handful of other Division I-A schools. Only three other active Division I-A head coaches have been at their current school as long as Beamer.

In 1990, Beamer received a new contract and a substantial pay raise. He refused the raise, however, until such time that all classified and faculty employees

of the university could have the same opportunity for pay raises. Most state salaries had been frozen at the time. He was offered a pay increase again this year, but did not sign until his assistant coaches were taken care of first.

Another indication of Beamer's love for the university came on the night he was inducted into The Virginia Tech Sports Hall of Fame in 1997. He called it the biggest honor of his entire career. With the induction, he became the first active coach at the university to be honored in that fashion.

Beamer's overall record at Tech now stands at 145-79-2. He became Tech's winningest football coach during the 1997 campaign. Counting six years as head coach at Murray State prior to joining the Hokies, Beamer's overall 25-year record is 187-102-4. That record places him third among active Division I-A coaches in wins.

The 59-year-old Beamer, the first alumnus to guide the Hokies since the 1940s, took over the Tech reins from Bill Dooley in January 1987. He began work a few days after the Hokies had beaten North Carolina State in the Peach Bowl. It took a while for him to get the Hokies moving in the right direction because the football program was hit with NCAA sanctions at the time.

But everything came together in the 1990s. The Techmen finished 9-3 in 1993 after beating Indiana, 45-20, in a wild Independence Bowl game. Tech followed up with an 8-4 season in 1994, losing to Tennessee, 45-23, in the Gator Bowl.


The Tech teams in 1995 and 1996 were among the best in school history. The 1995 team swept the BIG EAST Conference championship outright and the 1996 club tied for the title with Syracuse and Miami.

The 1995 team was 9-2 during the regular season and then came up with a stirring 28-10 victory over Texas in the Sugar Bowl. The 1996 team went 10-1 during the regular season and lost to powerful Nebraska, 41-21, in the Orange Bowl after giving the Cornhuskers a fierce battle for three quarters.

The Hokies fell to 7-5 in 1997 and were beaten badly by North Carolina in the Gator Bowl, 42-3. But they came right back with a 9-3 mark in 1998 that included an impressive 38-7 victory over Alabama in the inaugural Music City Bowl in Nashville, Tenn.

The two winningest seasons in school history followed in 1999 and 2000 with the Hokies posting back-to-back 11-1 records. Tech registered its first-ever 11-0 regular-season record in '99 before

continued on next page



2006 Toyota Gator Bowl

BEAMER'S PROFILE

PERSONAL:

Born: 10/18/46, Mt. Airy, N.C.
 Hometown: Hillsville, Va.
 Wife: former Cheryl Oakley
 Children: Shane, Casey

EDUCATION:

High School: Hillsville (1965)
 College: Virginia Tech (1969)
 Postgraduate: Radford University (1972)

PLAYING EXPERIENCE:

Virginia Tech (1966-68)

COACHING EXPERIENCE:

1972 Graduate Assistant, Maryland
 1973-76 Assistant Coach, The Citadel
 1977-78 Defensive Coordinator, The Citadel
 1979-80 Defensive Coordinator, Murray State

1981-86 Head Coach, Murray State

1981 (8-3)
 1982 (4-7)
 1983 (7-4)
 1984 (9-2)
 1985 (7-3-1)
 1986 (7-4-1) Ohio Valley co-champion

Record at Murray State: 42-23-2 (six years)

1987- Head Coach, Virginia Tech

1987 (2-9)
 1988 (3-8)
 1989 (6-4-1)
 1990 (6-5)
 1991 (5-6)
 1992 (2-8-1)
 1993 (9-3) Independence Bowl champion
 1994 (8-4) Gator Bowl
 1995 (10-2) BIG EAST champion, Sugar Bowl champion
 1996 (10-2) BIG EAST co-champion, Orange Bowl
 1997 (7-5) Gator Bowl
 1998 (9-3) Music City Bowl champion
 1999 (11-1) BIG EAST champion, Sugar Bowl
 2000 (11-1) Gator Bowl champion
 2001 (8-4) Gator Bowl
 2002 (10-4) San Francisco Bowl champion
 2003 (8-6) Insight Bowl
 2004 (10-3) ACC champion, Sugar Bowl
 2005 (10-2) ACC Coastal Div. champion, Gator Bowl

Record at Virginia Tech: 145-79-2 (19 years)

Overall head coaching record: 187-102-4 (25 years)

BOWL EXPERIENCE:

Player

1966 Liberty (Virginia Tech vs. Miami)
 1968 Liberty (Virginia Tech vs. Mississippi)

Coach

1993 Independence (Virginia Tech vs. Indiana)
 1994 Gator (Virginia Tech vs. Tennessee)
 1995 Sugar (Virginia Tech vs. Texas)
 1996 Orange (Virginia Tech vs. Nebraska)
 1997 Gator (Virginia Tech vs. North Carolina)
 1998 Music City (Virginia Tech vs. Alabama)
 1999 Sugar (Virginia Tech vs. Florida State)
 2000 Gator (Virginia Tech vs. Clemson)
 2001 Gator (Virginia Tech vs. Florida State)
 2002 San Francisco (Virginia Tech vs. Air Force)
 2003 Insight (Virginia Tech vs. California)
 2004 Sugar (Virginia Tech vs. Auburn)
 2005 Gator (Virginia Tech vs. Louisville)



Frank Beamer and his wife Cheryl, with Shane and Casey.

losing its national championship battle with FSU.

In 2000, the Hokies' only blemish was a loss at Miami in the ninth game of the season. Both seasons, Tech climbed as high as No. 2 in The Associated Press poll, finishing No. 2 in '99 and No. 6 in 2000. The Hokies climbed as high as No. 5 in the 2001 AP poll and finished 18th. In 2002, Tech was ranked as high as No. 3 in the AP poll after posting consecutive wins over nationally ranked LSU (14th), Marshall (16th) and Texas A&M (19th). The Hokies' youthful team finished the season 18th.

During the 2003 season, the Hokies ended No. 2 Miami's 39-game regular-season winning streak with a 31-7 victory. The Canes were the highest-ranked opponent Tech had ever beaten on the gridiron. The Hokies climbed as high as No. 3 in the polls before falling victim to inconsistent play during the final month of the season. Still, Tech earned eight wins for the 10th time in 11 seasons.

The 2004 season saw the Hokies bounce back to win their last eight games of the regular season, including victories against three nationally ranked teams — No. 6 West Virginia, No. 16 Virginia and No. 9 Miami.

Beamer's early Tech teams also registered many exciting victories. One of the most impressive came in 1990 when the Hokies capped the year with a 38-13 victory over arch-rival Virginia before a crowd of 54,157, which at the time was the largest ever to see a college football game in the commonwealth of Virginia. During

the 1989 season, Tech knocked off ninth-ranked West Virginia and star quarterback Major Harris, 12-10, in Morgantown.

During his undergraduate days at Tech, Beamer started three years as a cornerback and played on the Hokies' 1966 and 1968 Liberty Bowl teams. He received a B.S. in distributive education from Tech in 1969 and a master's in guidance from Radford in 1972. Then came the start of the Beamer coaching career.

He began as an assistant at Radford High School from 1969 through 1971. Then, after one season as a graduate assistant at the University of Maryland, he went to The Citadel where he worked five seasons under Bobby Ross and one year under Art Baker. His last two years at The Citadel, Beamer was the defensive coordinator.

In 1979, Beamer went to Murray State as the defensive coordinator under Mike Gottfried. He was named head coach at Murray State in 1981 and went on to compile a six-year record of 42 wins, 23 losses and two ties.

The Tech coach was born in Mt. Airy, N.C., and grew up in Hillsville, Va. At Hillsville High, he earned 11 varsity letters as a three-sport athlete in football, basketball and baseball.

Beamer is married to the former Cheryl Oakley of Richmond, Va. They have two children, Shane, a former member of his dad's football team at Tech and now an assistant at Mississippi State; and daughter Casey, a 2003 graduate of Virginia Tech.

NOTEWORTHY ACCOMPLISHMENTS

Under the direction of Frank Beamer and his staff, the Hokies have ...

- played for the national championship for the first time in school football history.
- become one of only four Division I schools to go to bowl games each of the last 13 seasons (including 2005).
- earned four conference titles and four BCS bids in a 10-year span.
- compiled a school-record streak in the Associated Press Top 25 Poll at 84 consecutive weeks.
- posted 11 wins in a season for the first time.
- registered the program's first back-to-back 11-win seasons.
- produced the school's first 11-0 regular-season record in football.
- averaged nine wins a season over the last 12 seasons.
- won an Atlantic Coast Conference Championship in their first season of competition.
- played in the inaugural ACC Championship game.
- produced the ACC Coach of the Year and Player of the Year during their inaugural season.
- became the first team in BIG EAST history to win all the league's major awards in the same season.
- earned the highest national rankings in school football history, including four Top 10 finishes and back-to-back Top 6 finishes.
- finished in a final Top 25 poll 10 times in the last 12 seasons.
- won more games (145) than under any other coaching staff.
- been to three times as many bowl games (13, including this season) than under any other staff.
- won more bowl games (5) than under any other coaching staff.
- posted 13 straight seasons of seven or more wins for the first time in school history.
- had 103 of their last 124 games televised (83%).
- compiled an 82-28 record in televised games since the start of the 1995 season.
- blocked more kicks in the 1990s than any other Division I-A team.
- become one of only eight Division I-A schools ever to lead the nation in both scoring offense and defense in the same season.
- had at least one player from every defensive position score a touchdown.
- produced a No. 1 pick in the National Football League draft.
- had over 100 players sign with NFL teams.
- had two players who entered the program as walk-ons drafted in the top four rounds of the NFL draft.
- produced nine Associated Press All-Americans over the last six seasons (not counting this season).
- had players win 10 major conference individual awards in the last eight years.

National Coach of the Year

Coach Frank Beamer was tabbed the consensus national football coach of the year for 1999 after leading the Hokies to an 11-0 regular season and a berth in the national championship game.



Frank Beamer, the first Tech alumnus to guide the Hokies' football program since the 1940s, has won more games at Tech than any other football coach. Prior to Beamer, no other grid coach in Virginia Tech history had served more than 10 seasons as head coach. Only three of the 119 Division I-A head coaches have been at their current school consecutively longer than Beamer's 19 years. Those coaches are Joe Paterno (40 yrs., Penn State); Bobby Bowden (30 yrs., Florida State); and Fisher DeBerry (22 yrs., Air Force).

With this year's visit to the Toyota Gator Bowl, head coach Frank Beamer has led the Hokies to 13 straight bowl games. The 13 bowl appearances mark the third-highest by any active coach. Penn State's Joe Paterno leads the way with 32, followed by Florida State's Bobby Bowden with 27.

BeamerBall

Blocking kicks and scoring in all phases of the game have become traditions under Frank Beamer

- During the **Frank Beamer** era at Tech, putting points on the scoreboard has always been a team effort — the offensive team, the defensive team and the special teams. It's called BeamerBall, and what sets it apart are the contributions of the defense and special teams.

- Each of Tech's last eight teams is ranked among the school's top 10 highest scoring teams. During that time, a player at every position on the defensive unit has produced at least one touchdown. And 25 different players have scored touchdowns while playing on Tech's special teams. Altogether, the defense and special teams have combined for 100 TDs since Beamer arrived in 1987, including 83 in Tech's last 149 games.

- Under Beamer, Tech's defense has scored 64 TDs, with 40 coming on pass interceptions, 22 on fumble returns and two on fumble recoveries. The special teams have added 36 TDs, including 15 on blocked punts, 12 on punt returns, four on kickoff returns, four on blocked field goals and one on a fumble recovery.

- Fittingly, the trend started in Beamer's first game as Tech's head coach when true freshman Jon Jeffries returned a kickoff 92 yards for a touchdown against Clemson. It was the Hokies' first TD under Beamer, and it was scored on special teams.

- Under Beamer, 66 different players on defense and special teams have scored TDs. Seventeen of those players — Don Stokes, Jock Jones, Roger Brown, Lawrence Lewis, Antonio Banks, Jim Baron, Keion Carpenter, Pierson Prioleau, Anthony Midget, Cory Bird, Kevin McCadam, Willie Pile, Jimmy Williams, Roland Minor, Vince Hall, Vincent Fuller and Eric Green — scored twice. Jason Lallis, Ike Charlton and Ricky Hall each had three scores, André Davis four and DeAngelo Hall had six.

- Since the start of the 1993 season, Tech is 54-8 in games it scores at least one TD on defense or special teams.

TOUCHDOWNS BY DEFENSE AND SPECIAL TEAMS UNDER BEAMER

1987: Jon Jeffries, 92-yd. kickoff return vs. Clemson; Don Stokes, recovered blocked punt in end zone vs. Syracuse; Randy Cockrell (ilb), 90-yd. interception return vs. Navy.

1988: Don Stokes, recovered blocked punt in end zone vs. Southern Miss; Jock Jones, recovered blocked punt in end zone vs. West Virginia; Roger Brown (cb), 55-yd. interception return vs. South Carolina; Leslie Bailey (ilb), 19-yd. interception return vs. South Carolina.

1989: Marcus Mickel, 90-yd. kickoff return vs. Clemson; Jock Jones (olb), 55-yd. interception return vs. Tulane; Roger Brown (cb), 55-yd. interception return vs. North Carolina State.

1990: The '90 season marked the first and only season to date during Beamer's tenure that Tech failed to score at least one TD on either defense or special teams.

1991: P.J. Preston (olb), recovered fumble in end zone vs. Oklahoma; Ken Landrum, 18-yd. blocked punt return vs. Cincinnati; Kirk Alexander (fs), 95-yd. interception return vs. Cincinnati.

1992: Tyronne Drakeford (cb), 40-yd. interception return vs. East Carolina; Tony Kennedy, 91-yd. kickoff return vs. Louisville; Ken Brown (olb), 18-yd. interception return vs. Rutgers.

1993: William Ferrell, 7-yd. blocked punt return vs. Rutgers; DeWayne Knight (olb), 23-yd. fumble return vs. Syracuse; Jeff Holland (dt), 8-yd. fumble return vs. Virginia; Lawrence Lewis (de), 20-yd. fumble return vs. Indiana; Antonio Banks, 80-yd. blocked field goal return vs. Indiana.

1994: Torrian Gray (rov), 66-yd. interception return vs. Boston College; Stacy Henley, 25-yd. blocked punt return vs. Temple; Lawrence Lewis (de), 60-yd. fumble return vs. East Carolina; Antonio Freeman, 80-yd. punt return vs. Pittsburgh.

1995: Jermaine Holmes, recovered blocked punt in end zone vs. Akron; Hank Coleman (de), 51-yd. fumble return vs. Rutgers; Myron Newsome (ilb), 71-yd. interception return vs. Rutgers; Larry Green (cb), 37-yd. interception return vs. West Virginia; Jim Baron (dt), 46-yd. fumble return vs. Temple; J.C. Price (dt), 19-yd. interception return vs. Temple; Antonio Banks (cb), 65-yd. interception return vs. Virginia; Bryan Still, 60-yd. punt return vs. Texas; Jim Baron (dt), 20-yd. fumble return vs. Texas.

1996: Cornelius White, 60-yd. blocked punt return vs. Syracuse; Keion Carpenter (fs), 100-yd. interception return vs. Miami.

1997: Carl Bradley (dt), recovered fumble in end zone vs. Rutgers; Pierson Prioleau (rov), 43-yd. fumble return vs. Rutgers; Lorenzo Ferguson (fs), 84-yd. interception return vs. Arkansas St.; Anthony Midget (cb), 22-yd. fumble return vs. Pittsburgh.

1998: Keion Carpenter (fs), 16-yd. interception return vs. Pittsburgh; Pierson Prioleau (rov), 85-yd. interception return vs. Boston College; Marcus Gildersleeve, recovered blocked punt in end zone vs. UAB; Ricky Hall, 17-yd. blocked punt return vs. West Virginia; Ricky Hall, recovered blocked punt in end zone vs. Syracuse; Loren Johnson (cb), 78-yd. fumble return vs. Syracuse; Ike Charlton (cb), 26-yd. interception return vs. Rutgers; Jamel Smith (lb), 98-yd. interception return vs. Rutgers; Anthony Midget (cb), 27-yd. interception return vs. Alabama.

1999: Ike Charlton (cb), 34-yd. interception return vs. Clemson; Corey Moore (de), 32-yd. fumble return vs. Clemson; Cory Bird (rov), 26-yd. fumble return vs. Syracuse; Phillip Summers (rov), 43-yd. interception return vs. Syracuse; Tee Butler, recovered fumble by punter in end zone vs. Syracuse; Ricky Hall, 64-yd. punt return vs. Miami; Ike Charlton (cb), 51-yd. fumble return vs. Miami; Larry Austin (cb), 31-yd. interception return vs. Temple.

2000: Willie Pile (fs), 11-yd. interception return vs. Akron; Cory Bird, 9-yd. blocked punt return vs. East Carolina; André Davis, 87-yd. punt return vs. East Carolina; André Davis, 71-yd. punt return vs. Boston College; André Davis, 76-yd. punt return vs. WVU; Nathaniel Adibi (de), 36-yd. fumble return vs. UCF.

2001: Channing Reed (dt), 8-yd. fumble return vs. Rutgers; Kevin McCadam (rov), 69-yd. interception return vs. UCF; André Davis, 55-yd. punt return vs. UCF; Jim Davis (de), 27 yd. interception return vs. WVU; Kevin McCadam (rov), 9-yd. fumble return vs. BC; Ronyell Whitaker, 71-yd. blocked field goal return vs. Pittsburgh; Brandon Manning, 22-yd. blocked punt return vs. Miami.

2002: DeAngelo Hall, 69-yd. punt return vs. Arkansas State; DeAngelo Hall (cb), 49-yd. interception return vs. Arkansas State; Jason Lallis (dt), 59-yd. fumble return vs. Arkansas State; Alex Markogiannakis (lb), 25-yd. fumble return vs. Western Michigan; DeAngelo Hall, 51-yd. punt return vs. Rutgers; Darryl Tapp, 11-yd. blocked punt return vs. Virginia; Willie Pile (fs), 96-yd. interception return vs. Miami.

2003: Jason Lallis (dt), 45-yd. interception return vs. UCF; Eric Green (cb), 84-yd. interception return vs. UC; Mike Imoh, 91-yd. kickoff return vs. UC; Chris Clifton, 16-yd. blocked punt return vs. UC; Jimmy Williams (fs), 55-yd. interception return vs. Rutgers; DeAngelo Hall, 58-yd. punt return vs. Syracuse; DeAngelo Hall, 60-yd. punt return vs. Syracuse; Vincent Fuller (cb), 50-yd. fumble return vs. WVU; DeAngelo Hall (cb), 28-yd. fumble return vs. Miami; Eric Green (cb), 51-yd. interception return vs. Miami; DeAngelo Hall, 52-yd. punt return vs. Cal.

2004: Jason Lallis (de), 28-yd. fumble return vs. WMU; Brandon Flowers (cb), 38-yd. interception return vs. WMU; Vincent Fuller (fs), 74-yd. blocked field goal return vs. WVU; Bl. Warren (lb), 46-yd. interception return vs. FAMU; Roland Minor (cb), 64-yd. interception return vs. Georgia Tech; Jimmy Williams (cb), 34-yd. interception return vs. Maryland.

2005: Roland Minor (cb), 23-yd. interception return vs. DU; D.J. Parker (cb), 78-yd. blocked field goal return vs. GT; Xavier Adibi (lb) 25-yd. interception return vs. GT; Chris Ellis (de), 29-yd. interception return vs. GT; Vince Hall (lb) 15-yd. fumble return vs. MU; Vince Hall (lb) 13-yd. interception return vs. BC.

- Tech's tradition for blocking kicks is another part of BeamerBall. It was carried to new heights in 1998 with 10 blocks during the regular season and two more in the Hokies' Music City Bowl game against Alabama. Tech now has 108 blocks in Frank Beamer's 226 games as the head coach. The Hokies have blocked 54 punts (15 for TDs), 33 field goals and 21 extra points.

- The most prolific kick blockers under Beamer have been defensive lineman Bernard Basham and safety Keion Carpenter, who each posted six blocks during their Tech careers. Basham blocked three field goals and three PATs, while Carpenter blocked six punts.
- Tech blocked more kicks in the 1990s than any other Division I-A team. The Hokies blocked 63 kicks during the decade — 31

punts, 18 PATs and 14 FGs. Tech has started the new decade with 32 blocks.

- During its time in the BIG EAST ('91-03), Tech posted at least three blocked kicks against every team in the league. During that span, Tech blocked 10 kicks against Pittsburgh, nine against Miami, seven versus WVU, six versus Rutgers, four against Boston College and Syracuse, and three versus Temple.

- The teams Tech has victimized the most during Beamer's 19 seasons have been Pittsburgh, West Virginia and Miami. During that span, the Hokies have blocked 10 kicks versus the Panthers and Mountaineers, and nine against the Hurricanes.

- During the Beamer era, Tech has blocked two kicks in a game 19 times, winning 14 of those games. Tech blocked two kicks against four different teams in 1998.

VIRGINIA TECH'S BLOCKED KICKS UNDER BEAMER

Totals: 108 in 226 games (54 punts, 33 FGs, 21 PATs)

1987 (1 punt, 1 PAT, 1 FG)

Syracuse – punt* (Jimmy Whitten) hL
East Carolina – PAT (na) hL
Cincinnati – FG (Roger Brown) hW

1988 (4 punts, 3 FGs)

Clemson – punt (Jock Jones) aL
Southern Miss – punt* (Archie Hopkins) aL
West Virginia – punt* (Archie Hopkins) hL
Cincinnati – punt+ (Jock Jones) aW
Louisville – FG (Jimmy Whitten) aL
Florida State – FG (Roger Brown);
FG+ (Roger Brown) aL

1989 (1 punt, 1 FG)

Tulane – punt+ (Archie Hopkins) hW
NC State – FG (Jock Jones) aW

1990 (2 punts, 3 PATs, 1 FG)

East Carolina – PAT (John Rivers) aW
South Carolina – PAT (John Rivers) hL
Florida State – punt+ (Scott Jones) aL
West Virginia – FG+ (Bernard Basham) hW
Temple – punt (Archie Hopkins) aL
NC State – PAT (Bernard Basham) hW

1991 (3 punts, 3 FGs)

James Madison – FG (Bernard Basham) hW
Oklahoma – FG (Bernard Basham) aL
Cincinnati – punt+ (P.J. Preston);
punt* (Kirk Alexander) hW
Louisville – FG (John Rivers) hW
East Carolina – punt (Marcus McClung) hL

1992 (5 PATs, 1 FGs)

James Madison – PAT (John Rivers);
FG+ (Kirk Alexander) hW
East Carolina – PAT (Bernard Basham) aL
West Virginia – PAT (David Wimmer) hL
Miami – PAT (Bernard Basham) hL
Virginia – PAT (David Wimmer) hL

1993 (4 punts, 2 FGs)

Miami – punt@ (Willie Wilkins) aL
Maryland – FG (George DelRicco) hW
Rutgers – punt* (Marcus McClung) hW
Syracuse – punt+ (William Ferrell) hW
Virginia – punt# (Brandon Semones) aW
Indiana – FG* (Jeff Holland) nW
Independence Bowl

1994 (2 punts, 2 FGs)

Arkansas St. – FG (Cornell Brown) hW
Temple – punt* (William Ferrell) hW
Miami – punt# (Michael Williams) aL
Rutgers – FG (Michael Williams) hW

1995 (4 punts, 3 PATs, 1 FG)

BC – PAT (Waverly Jackson) hL
Cincinnati – FG (Jim Baron);
PAT (Lawrence Lewis) hL
Miami – punt# (Angelo Harrison) hW
Pittsburgh – punt+ (Angelo Harrison);
punt# (Angelo Harrison) aW
Akron – punt* (Okesa Smith);
PAT (Lawrence Lewis) hW

1996 (5 punts, 1 PAT)

Akron – PAT (John Engelberger) aW
BC – punt+ (Keion Carpenter) aW
Syracuse – punt* (Cornelius White) aL
Temple – punt (Keion Carpenter) hW
SW Louisiana – punt (Michael Stuewe);
punt+ (Keion Carpenter) hW

1997 (2 punts, 3 PATs, 2 FGs)

Arkansas St. – FG+ (Carl Bradley) hW
WVU – punt# (Phillip Summers) aL
Miami – PAT (Carl Bradley) hW
Pittsburgh – PAT (Corey Moore);
PAT (John Engelberger) aL
Virginia – punt (Keion Carpenter);
FG (John Engelberger) aL

1998 (8 punts, 2 PATs, 2 FGs)

East Carolina – FG+ (Corey Moore) hW
Miami – PAT (John Engelberger) aW
Pittsburgh – FG (Corey Moore);
punt# (Larry Austin) hW
Boston College – punt (Keion Carpenter);
punt+ (André Davis) aW
UAB – punt* (Larry Austin) aW
WVU – punt* (Marcus Gildersleeve);
PAT (John Engelberger) hW
Syracuse – punt* (Anthony Midget) aL
Alabama – punt (Keion Carpenter);
punt+ (Corey Moore) nW
Music City Bowl

1999 (1 punt, 1 PAT)

Rutgers – PAT^ (Carl Bradley) aW
Pittsburgh – punt+ (André Davis) aW

2000 (4 punts, 2 FGs, 2 PATs)

Akron – FG+ (Cory Bird) hW
East Carolina – punt* (Wayne Ward);
FG (Larry Austin) aW
Rutgers – punt+ (Eric Green) hW
Temple – punt+ (Wayne Ward) hW
West Virginia – punt (Lee Suggs)
PAT (Lamar Cobb) hW
Pittsburgh – PAT (David Pugh) hW

2001 (5 punts, 2 FGs)

W. Michigan – punt+ (Wayne Ward) hW
Rutgers – punt@ (Eric Green) aW
UCF – punt@ (Brandon Manning) hW
Pittsburgh – FG* (Lamar Cobb) aL
Virginia – punt (Wayne Ward) aW
Miami – FG# (David Pugh)
punt* (Eric Green) hL

2002 (5 punts, 2 FGs)

LSU – punt+ (Justin Hamilton)
punt@ (Jason Lallis) hW
Marshall – FG+ (Team) hW
Western Michigan – FG (Jeff King) aW
Pittsburgh – punt+ (Nathaniel Adibi) hL
West Virginia – punt# (Ernest Wilford) hL
Virginia – punt* (Justin Hamilton) hW

2003 (1 punt, 3 FGs)

UConn – punt* (Nathaniel Adibi) hW
Rutgers – FG (Jeff King) aW
Syracuse – FG (Vincent Fuller) hW
Miami – FG (Eric Green) hW

2004 (1 punt, 3 FG)

Western Michigan – FG+ (Jim Davis)
punt+ (Darryl Tapp) hW
West Virginia – FG* (Jim Davis) hW
Virginia – FG (Jim Davis) hW

2005 (2 FG, 1 punt)

Georgia Tech – FG* (Jeff King) hW
North Carolina – FG+ (Darryl Tapp)
punt+ (Macho Harris) hW

* - recovered or returned for touchdown;
+ - led to TD;
@ - led to safety;
- led to FG;
^ - led to a two-point defensive extra point

Billy Hite

Associate Head Coach and Running Backs Coach



Billy Hite, who has helped develop 22 running backs who have gone on to sign with NFL teams, is finishing up his 28th season on the Tech coaching staff and his fifth year as the Hokies' associate head coach.

While at Tech, Hite has helped produce eight of Virginia Tech's

top 10 career rushing leaders. He has been on the sidelines for more Virginia Tech football games than any other coach.

Hite came to Blacksburg as a member of Bill Dooley's football staff in 1978. He served as a recruiter and head jayvee coach his first two years, then took over as the offensive backfield coach in charge of tailbacks and fullbacks in 1980. He has been coaching Tech's running backs ever since.

Hite remained at Tech when Frank Beamer took over in 1987 and was elevated to the position of assistant head coach by Beamer the following year. He was

promoted to the new position of associate head coach in December 2000.

In 1989, Hite filled in as the acting head coach when Beamer was sidelined following coronary angioplasty surgery and had to miss a home game versus Tulane. Hite didn't let the Tech faithful down as he led the Hokies to an emotional 30-13 victory.

Hite's first tailback in 1980, Cyrus Lawrence, went on to establish Tech season and career marks for rushing yards. During the mid-1980s, Hite was credited with the development of Tech's famed "Stallions" backfield that featured Maurice Williams and Eddie Hunter.

In 2000, tailback Lee Suggs shattered school and BIG EAST Conference scoring records on the way to leading the nation in touchdowns and scoring. Suggs, who also led the conference in rushing, was selected the Co-BIG EAST Offensive Player of the Year.

During the 2001 season, with Suggs sidelined by an injury, true freshman tailback Kevin Jones came on to lead the team in rushing and set a Tech record for rushing yards by a freshman. Jones was named the BIG EAST Rookie of the Year.

In 2002, Suggs and Jones combined to become the most productive Tech twosome ever in terms of single-season rushing yardage, combining for over 2,000 yards. During the 2003 season, Jones broke Lawrence's single-season rushing mark and set new Tech records for rushing in a game and 100-yard games in a season. He earned consensus All-America honors before opting to leave early for the NFL Draft. He was a first-round pick of the Detroit Lions. Jones' single-game rushing mark was broken last season when another one of Hite's pupils, Mike Imoh, ran for 243 yards at North Carolina.

A native of Hyattsville, Md., Hite was a former star tailback at the University of North Carolina. He received a bachelor's degree in education in 1974. Hite began his coaching career as a graduate assistant at UNC in '74. He was a part-time assistant for the Tar Heels from 1975-77. Hite received one of his highest honors when he was inducted into the DeMatha High School Hall of Fame in 1992.

Hite is married to the former Anne Heen of Memphis, Tenn. They have two daughters, Kirsten Marie, 20, and Bryn Elizabeth Louise, 16, and a son, Griffin William, 12.

Hite's Profile

PERSONAL:

Born: 4/28/51, Washington, D.C.
Hometown: Hyattsville, Md.
Wife: former Anne Heen
Children: Kirsten Marie, Bryn Elizabeth Louise, Griffin William

EDUCATION:

High School: DeMatha High School (1969)
College: University of North Carolina (1974)

PLAYING EXPERIENCE:

North Carolina (1970-73)

COACHING EXPERIENCE:

1974-77 North Carolina (running backs)
1978-87 Virginia Tech (running backs)
1988-00 Virginia Tech (assistant head coach and running backs)
2001- Virginia Tech (associate head coach and running backs)

BOWL EXPERIENCE:

Player

1971 Sun (North Carolina vs. Texas Tech)
1972 Gator (North Carolina vs. Georgia)

Coach

1974 Sun (North Carolina vs. Mississippi State)
1976 Peach (North Carolina vs. Kentucky)
1977 Liberty (North Carolina vs. Nebraska)
1980 Peach (Virginia Tech vs. Miami)
1984 Independence (Virginia Tech vs. Air Force)
1986 New Peach (Virginia Tech vs. N.C. State)
1993 Independence (Virginia Tech vs. Indiana)
1994 Gator (Virginia Tech vs. Tennessee)
1995 Sugar (Virginia Tech vs. Texas)
1996 Orange (Virginia Tech vs. Nebraska)
1997 Gator (Virginia Tech vs. North Carolina)
1998 Music City (Virginia Tech vs. Alabama)
1999 Sugar (Virginia Tech vs. Florida State)
2000 Gator (Virginia Tech vs. Clemson)
2001 Gator (Virginia Tech vs. Florida State)
2002 San Francisco (Virginia Tech vs. Air Force)
2003 Insight (Virginia Tech vs. California)
2004 Sugar (Virginia Tech vs. Auburn)
2005 Gator (Virginia Tech vs. Louisville)



Coach Billy Hite and his wife, Anne, with Bryn, Griffin and Kirsten.

VIRGINIA TECH'S RUNNING GAME


Under the direction of Coach Billy Hite, in 2005 ...

- Tech leads the ACC in rushing touchdowns with 29 and in yards per rush at 4.2.
- the Hokies are getting an average of 154.4 yards per game out of their tailback position.
- the Hokies are one of only two ACC teams to rush for over 2,000 yards this season.

During Billy Hite's tenure at Virginia Tech ...

- the Hokies have rushed for over 63,000 yards — an average of more than 200 yards per game (202) over a 316-game period.
- he has had a back rush for 100 yards or more in a game 145 times.
- the Hokies have had an average of 145 yards rushing per game from the tailback position.
- he has coached eight of Virginia Tech's top 10 career rushing leaders.
- he has worked with seven of the nine Tech players who have turned in 1,000-yard rushing seasons.
- he has coached six different running backs who rushed for over 100 yards in a bowl game.
- a total of 22 running backs have gone on to sign with NFL teams.
- the Hokies have been ranked among the top 20 rushing teams in Division I-A seven of the past 12 seasons.

Cedric Humes led the 2005 Hokies in rushing yards and touchdowns.



"I tell all my players to be the best back on the field — to be complete football players. I want them to take the attitude that one man cannot bring them down. I want them to be physical and nasty when blocking; to run good pass routes and catch the football; and to be good actors and carry out their fakes. Once a back touches the ball, they make the decision where to run. I will never second guess a running back with the ball in his arms. If each back protects the football, makes the big play and plays with intensity, we will win."

— Billy Hite

Season Rushing Leaders

Player	Yards
Kevin Jones	1,647
Cyrus Lawrence	1,403
Lee Suggs	1,255
Cyrus Lawrence	1,221
Lee Suggs	1,207
Dwayne Thomas	1,130
Shyrone Stith	1,119
Roscoe Coles	1,119
Roscoe Coles	1,045
Phil Rogers	1,036

Career Rushing Leaders

Player	Yards
Cyrus Lawrence	3,767
Kevin Jones	3,475
Roscoe Coles	3,459
Maurice Williams	2,981
Lee Suggs	2,697
Dwayne Thomas	2,696
Ken Oxendine	2,645
Eddie Hunter	2,523
Phil Rogers	2,461
Vaughn Hebron	2,327

(*Bold* signifies player coached by Hite)

Bud Foster

Defensive Coordinator and Inside Linebackers Coach



Bud Foster has gained a well-deserved reputation as one of the nation's most respected defensive coaches while serving on Frank Beamer's football staff at Virginia Tech.

Foster, who is in his 19th season at Tech, has helped mold nationally ranked defenses on a yearly basis during his 11 years as a coordinator. His success

made him a finalist for the coveted Broyles Award in 1999, 2001 and this year. The award is presented annually to the nation's top assistant football coach.

This year's unit is among the nation's best, ranking first in the NCAA in total defense heading into the bowl game. It also has two first-team All-Americans in Jimmy Williams and Darryl Tapp, along with four all-conference players.

Last season's defense ranked in the top five nationally in total defense, pass defense, scoring defense, interceptions and turnovers gained. Tech's young 2002 defense was ranked among the national leaders in scoring defense, interceptions and turnovers gained.

Under Foster's guidance, Tech's 2001 defense proved to be one of the nation's best, ranking among the top eight teams in Division I-A in six different categories and leading the way in shutouts with four. In 2000, Foster took a defense that returned just three starters and turned it into a unit that led the BIG EAST in rushing defense, placed 16th nationally against the run and tied for third nationally in interceptions.

After helping Tech to the national championship game in 1999, Foster was recognized as the 2000 Division I-A Defensive Coordinator of the Year by American Football Coach magazine. Tech's 1999 defensive unit led Division I-A in scoring defense and ranked third in both total and rushing defense.

Following the 1998 season, Foster was pursued by the

University of Florida for its defensive coordinator position, but he opted to continue his long-standing football association with Beamer. That association dates back to 1979 when Foster was a strong safety and defensive end at Murray State and Beamer was the defensive coordinator. Foster began his coaching career as a graduate assistant at MSU in 1981, Beamer's first season as the head coach.

Since coming to Tech in 1987, Foster has worn several coaching hats. He coached the inside linebackers for one year in 1987, then tutored the outside linebackers for the next five seasons. Foster assumed responsibility for both sets of linebackers prior to the 1993 season and also took over special-teams coaching that year. The following year, he coached the

inside linebackers and special teams. Foster assumed the position of co-defensive coordinator in 1995 and took over as the sole defensive coordinator in '96. The inside linebackers continue to be his primary responsibility.

A 1981 graduate of Murray State, Foster was an outstanding strong safety and outside linebacker from 1977 to 1980. After two years as a graduate assistant at his alma mater, Foster was elevated to a full-time staff position. The Nokomis, Ill., native, coached outside linebackers for three seasons before taking over the inside and outside linebackers in 1986. He also served as the Racers' recruiting coordinator and worked with special teams.

Foster and his wife Jacqueline have three children: Ammie, 26; Grant, 19; and Hillary, 17. In his spare time, Foster enjoys spending time with his family.

Foster's Profile

PERSONAL:

Born: 7/28/59, Somerset, Ky.
Hometown: Nokomis, Ill.
Wife: former Jacqueline Travis
Children: Ammie, Grant, Hillary

EDUCATION:

High School: Nokomis (Ill.) High School (1977)
College: Murray State University (1981)

PLAYING EXPERIENCE:

Murray State (1977-80)

COACHING EXPERIENCE:

1981-82 Murray State (graduate assistant)
1983-85 Murray State (outside linebackers)
1986 Murray State (linebackers/special teams)
1987 Virginia Tech (inside linebackers)
1988-92 Virginia Tech (outside linebackers)
1993 Virginia Tech (linebackers/special teams)
1994 Virginia Tech (inside backers/special teams)
1995- Virginia Tech (defensive coordinator/
inside linebackers/special teams)


BOWL EXPERIENCE:

Player

1979 Division I-AA Playoff semifinals
(Murray State vs. Lehigh)

Coach

1986 Division I-AA Playoff quarterfinals
(Murray State vs. Eastern Illinois)
Independence (Virginia Tech vs. Indiana)
1994 Gator (Virginia Tech vs. Tennessee)
1995 Sugar (Virginia Tech vs. Texas)
1996 Orange (Virginia Tech vs. Nebraska)
1997 Gator (Virginia Tech vs. North Carolina)
1998 Music City (Virginia Tech vs. Alabama)
1999 Sugar (Virginia Tech vs. Florida State)
2000 Gator (Virginia Tech vs. Clemson)
2001 Gator (Virginia Tech vs. Florida State)
2002 San Francisco (Virginia Tech vs. Air Force)
2003 Insight (Virginia Tech vs. California)
2004 Sugar (Virginia Tech vs. Auburn)
2005 Gator (Virginia Tech vs. Louisville)



Coach Bud Foster and his wife, Jacquie, with Hillary and Grant.

VIRGINIA TECH'S DEFENSE

Under the direction of Bud Foster in 2005, the Hokies' defense ...

- leads the nation in total defense.
- has produced two first team All-Americans.
- ranks among the top five teams nationally in five defensive categories.
- tops the ACC in total defense and rushing defense.
- is tied for a school season record for interception returns for touchdowns with four.
- has produced finalists for the Nagurski, Hendricks, Lott and Thorpe awards.

During Bud Foster's one year as co-defensive coordinator and 10 seasons as defensive coordinator, Tech has ...

- produced two BIG EAST defensive players of the year — Corey Moore, who earned the honor in both 1998 and 1999, and Cornell Brown, who won it in 1995.
- had at least one defensive player earn All-America honors every year. Four players gained A-A recognition in 1999 and three in 2001.
- had 38 different defensive players score touchdowns.
- produced its first Lombardi Award winner and its first Nagurski Trophy winner in Corey Moore.
- held opponents to an average of 102.7 yards rushing and 15.6 points per game over a 128-game span.
- had 19 players drafted by NFL teams.

"I believe in an attacking, aggressive style of defense. We want to put speed and athleticism on the field and use that to attack and pressure opposing offenses."

— Bud Foster



Vince Hall leads the Hokies with 103 total tackles this season, and also scored two defensive touchdowns.

Tech's National Defensive Rankings Under Coach Bud Foster

1995*

1st Rushing Defense (77.36 ypg)
5th Scoring Defense (14.09 ppg)
10th Total Defense (285.9 ypg)
23rd Pass Efficiency Defense (104.25 rating)

1996

Tied-9th Scoring Defense (15.27 ppg)
16th Pass Efficiency Defense (99.37 rating)
19th Rushing Defense (112.0 ypg)
24th Total Defense (316.09 ypg)

1997

13th Scoring Defense (16.82 ppg)

1998

2nd Interceptions (23)
4th Scoring Defense (12.9 ppg)
7th Total Defense (284.9 ypg)
11th Rushing Defense (102.2 ypg)
11th Pass Efficiency Defense (103.4 rating)

1999

1st Scoring Defense (10.5 ppg)
3rd Total Defense (247.3 ypg)
3rd Rushing Defense (75.9 ypg)
7th Pass Efficiency Defense (98.1 rating)

2000

Tied-3rd Interceptions (23)
16th Rushing Defense (99.3 ypg)

2001

2nd Total Defense (237.81 ypg)
2nd Rushing Defense (71.6 ypg)
2nd Scoring Defense (13.4 ppg)
3rd Pass Efficiency Defense (85.62 rating)
Tied-7th Interceptions (19)
8th Pass Defense (166.27 ypg)

2002

1st Interceptions (24)
5th Turnovers Gained (37)
21st Scoring Defense (18.79 ppg)

2004

2nd Scoring Defense (12.85 ppg)
Tied-2nd Turnovers Gained (32)
4th Total Defense (268.00 ypg)
4th Pass Defense (152.77 ypg)
Tied-4th Interceptions (19)
7th Pass Efficiency Defense (100.95)
9th Turnover Margin (1.00)
21st Rushing Defense (115.23 ypg)

2005

1st Total Defense (239.67 ypg)
2nd Pass Defense (149.08 ypg)
3rd Scoring Defense (12.00 ppg)
3rd Pass Efficiency Defense (91.94)
4th Rushing Defense (90.6 ypg)

*co-coordinator in 1995

Bryan Stinespring

Offensive Coordinator and Offensive Line Coach



Bryan Stinespring, an integral member of the Virginia Tech staff as both a coach and recruiter, is in his fourth season overseeing the Hokies' offense. Stinespring was promoted to offensive coordinator in December 2001 and began those duties during the Hokies' Gator Bowl game against Florida State on New Year's Day.

The 2005 season marks Stinespring's 13th year as a full-time coach on Frank Beamer's staff at Tech and his eighth season as the offensive line coach. In 2003, one of

Stinespring's star pupils, center Jake Grove, won the Rimington Trophy and became the university's third unanimous All-American. He was the first center taken in the 2004 NFL Draft. This year, three of his linemen — Jimmy Martin, Will Montgomery and Jason Murphy — were named to the All-ACC team with Montgomery and Murphy earning first-team honors.

Stinespring took over the offensive line duties in the spring of 1998 and helped mold Tech's young line into a unit that showed steady improvement during the '98 season. Two members of that line — tackle Derek Smith and guard Dwight Vick — went on to sign with NFL teams.

In 1999 and 2000, the offensive line helped clear the way as the Hokies set new BIG

EAST rushing marks in back-to-back seasons. Center Keith Short, guard Matt Lehr and tackle Dave Kadela all earned second-team All-BIG EAST honors in '99. Lehr repeated as a second-team pick in 2000, while Kadela moved to first team. In 2002, tackle Anthony Davis earned second-team all conference honors as the offensive front cleared the way for record-setting tailbacks Lee Suggs and Kevin Jones, who combined for over 2,100 yards. Last season, senior tackle Jon Dunn earned second-team All-ACC honors, while Montgomery and Martin were honorable mention picks.

Prior to taking over his current duties, Stinespring coached Tech's tight ends and assisted with the offensive line for five seasons. He was the Hokies' recruiting coordinator

for eight years (1994-2001) and continues to be instrumental in helping attract top high school talent to campus. In 2001, he served as Tech's assistant head coach along with his other duties.

Stinespring initially joined the Tech staff in 1990 as a graduate assistant coach and spent two seasons in that capacity helping with the offensive line. After serving as the director of sports programs in 1992, he was elevated to a full-time coaching position prior to the 1993 season.

A native of Clifton Forge, Va., Stinespring was a walk-on player for James Madison University in the early 1980s. He is married to the former Shelley Franklin of Richmond, Va. Bryan and Shelley have a son, Daniel, 11; twin daughters, Caroline and Olivia, who are 7 years old, and another daughter, Ella Grace, 2.

Stinespring's Profile

PERSONAL:

Born: 10/12/63, Clifton Forge, Va.
Hometown: Clifton Forge, Va.
Wife: former Shelley Franklin
Children: Daniel Franklin, Caroline Frances, Olivia Jane, Ella Grace

EDUCATION:


High School: Clifton Forge (Va.) High School (1982)
College: James Madison University (1986)
Postgraduate: Virginia Tech (1992)

COACHING EXPERIENCE:

1986-88 Lexington (Va.) High School
1989 Patrick Henry (Va.) High School
1990-91 Virginia Tech (graduate assistant)
1992 Virginia Tech (director of sports programs)
1993 Virginia Tech (tight ends/assistant offensive line)
1994-97 Virginia Tech (tight ends/assistant offensive line/recruiting coordinator)
1998-00 Virginia Tech (offensive line/recruiting coordinator)
2001 Virginia Tech (assistant head coach/OL/recruiting)
2002- Virginia Tech (offensive coordinator/offensive line)

BOWL EXPERIENCE:

Coach
1993 Independence (Virginia Tech vs. Indiana)
1994 Gator (Virginia Tech vs. Tennessee)
1995 Sugar (Virginia Tech vs. Texas)
1996 Orange (Virginia Tech vs. Nebraska)
1997 Gator (Virginia Tech vs. North Carolina)
1998 Music City (Virginia Tech vs. Alabama)
1999 Sugar (Virginia Tech vs. Florida State)
2000 Gator (Virginia Tech vs. Clemson)
2001 Gator (Virginia Tech vs. Florida State)
2002 San Francisco (Virginia Tech vs. Air Force)
2003 Insight (Virginia Tech vs. California)
2004 Sugar (Virginia Tech vs. Auburn)
2005 Gator (Virginia Tech vs. Louisville)



Coach Bryan Stinespring and his wife, Shelley, with Ella Grace, Olivia, Daniel and Caroline.


VIRGINIA TECH'S OFFENSE

During Bryan Stinespring's fourth season as offensive coordinator, the Virginia Tech offense ...

- leads the ACC in scoring offense and passing efficiency.
- has posted the best time of possession and highest total first downs among ACC teams.
- produced five All-ACC players.
- is currently ranked among Tech's top eight all-time leaders in scoring, total offense, passing yards and passing attempts and completions.

During Bryan Stinespring's 13 full-time seasons at Tech, the Hokies' offensive line ...

- produced the program's first Rimington Trophy winner in Jake Grove.
- has had 17 different players (including three tight ends) who earned All-BIG EAST honors, including four repeat performers, and five more who won All-ACC honors during the past two seasons, with one repeat pick.
- cleared the way for an average of 200 yards rushing per game over a 160-game span.
- helped the team set BIG EAST season rushing marks back-to-back years in 1999 and 2000.
- had 17 players sign with NFL teams.



*"We want, and expect, to attack both the defense and the field of play in a concerted, aggressive approach. We want to be able to use schemes and formations that utilize our talents while placing pressure on the opponent to adjust and defend. Our goal is to set the tempo of the game and dictate the style of play that is indicative of Virginia Tech football."
— Bryan Stinespring*

Virginia Tech leads the Atlantic Coast Conference in scoring offense this season with 38.3 points per game.

2006 Toyota Gator Bowl

Jim Cavanaugh

Strong Safety and Outside Linebackers Coach and Recruiting Coordinator



Jim Cavanaugh has played a major role in Virginia Tech's success since joining Frank

Beamer's coaching staff in 1996. Cavanaugh is in his 10th season as the Hokies' strong safety and outside linebackers coach and his fourth year as Tech's recruiting coordinator.

No one has been more instrumental in bringing top-notch talent to the Tech program than Cavanaugh. Over the past seven years, his recruiting skills have helped the Hokies attract, among

others, prep All-Americans Michael Vick, Nathaniel Adibi, Bryan Randall, Jonathan Lewis, Marcus Vick, Xavier Adibi, and Chris Ellis.

Along with his success in attracting talent, Cavanaugh has also been instrumental in helping players develop their talent once they join the Tech program. During his first season on the job in 1996, outside linebacker Brandon Semones led the team in tackles and earned second-team All-BIG EAST honors.

Cavanaugh has since helped in the development of highly successful safeties Pierson Prioleau, Cory Bird, Kevin McCadam and Michael Crawford. Prioleau was a first-team All-BIG EAST pick in 1997 and 1998 and earned third-team All-America recognition from *The Sporting News* in '97. He was a fourth-round draft pick of the San Francisco 49ers in 1999. Bird was tabbed a second-team All-BIG EAST pick following the 2000 season and was selected in the third-round of the NFL draft by the Indianapolis Colts. McCadam was one of the keys to Tech's success in 2001 and was a fifth-round NFL selection by the Atlanta Falcons. Crawford set a position record for tackles with 131 in 2003 and was a second-team All-BIG EAST selection.

Tech's appearance in the 2006 Gator Bowl will mark Cavanaugh's 22nd postseason game as a coach.

A former star receiver at William & Mary, he is a veteran of 36 years coaching, including 32 as a full-time coach on the collegiate level. He has worked at two other Virginia schools — VMI and the University of Virginia — during his career and has been on the staff of four other ACC schools — North Carolina State, Virginia, Maryland and North Carolina.

Cavanaugh coached at the University of North Carolina for eight years and from 1982 through 1987, he worked under Bobby Ross and Joe Krivak at Maryland. He served two years at North Carolina State, three years under coach Bob Thalman at VMI, one year at Virginia and two years at Marshall. Cavanaugh began his collegiate coaching career as a graduate assistant at N.C. State in 1972.

During his years as a receiver at William & Mary, Cavanaugh surpassed the Tribe career record in receiving with 117 catches and over 1,600 yards. He also earned honorable mention All-America honors in 1967 and was co-captain of his team in 1969. Cavanaugh was inducted into the William & Mary Sports Hall of Fame in April 2001.

Married to the former Marsha Carnell, he has two children — Ryan, an Appalachian State graduate who works for the

Indianapolis Colts and Lauren, who graduated from Virginia Tech in 2002. Ryan and his wife, the former Melissa Searls, have a daughter, Mallory, who was born in April, while Lauren and her husband, Rob Reddick, have a son, Matthew, who is 1.

Cavanaugh's Profile

PERSONAL:

Born: 8/4/48, Queens, N.Y.
Hometown: Queens, N.Y.
Wife: former Marsha Carnell
Children: Ryan, Lauren

EDUCATION:

High School: Chaminade High School (1966)
College: The College of William & Mary (1970)
Postgraduate: North Carolina State University (1974)

PLAYING EXPERIENCE:

William & Mary (1967-69)

COACHING EXPERIENCE:

1970 Newport News (Va.) High School
1971 Denbigh (Va.) High School
1972-73 North Carolina State (graduate assistant)
1974-75 VMI (receivers)
1976 VMI (running backs)
1977-78 North Carolina State (receivers)
1979-80 Marshall (offensive coordinator/quarterbacks)
1981 Virginia (receivers)
1982-86 Maryland (running backs)
1987 Maryland (offensive coordinator/quarterbacks)
1988-95 North Carolina (receivers)
1996-01 Virginia Tech (strong safety, outside linebackers)
2002- Virginia Tech (recruiting coordinator/strong safety, outside linebackers)

BOWL EXPERIENCE:

Coach

1972 Peach (N.C. State vs. West Virginia)
1973 Liberty (N.C. State vs. Kansas)
1977 Peach (N.C. State vs. Iowa State)
1978 Tangerine (N.C. State vs. Pittsburgh)
1982 Aloha (Maryland vs. Washington)
1983 Citrus (Maryland vs. Tennessee)
1984 Sun (Maryland vs. Tennessee)
1985 Cherry (Maryland vs. Syracuse)
1992 Peach (North Carolina vs. Mississippi State)
1993 Gator (North Carolina vs. Alabama)
1994 Sun (North Carolina vs. Texas)
1995 Carquest (North Carolina vs. Arkansas)
1996 Orange (Virginia Tech vs. Nebraska)
1997 Gator (Virginia Tech vs. North Carolina)
1998 Music City (Virginia Tech vs. Alabama)
1999 Sugar (Virginia Tech vs. Florida State)
2000 Gator (Virginia Tech vs. Clemson)
2001 Gator (Virginia Tech vs. Florida State)
2002 San Francisco (Virginia Tech vs. Air Force)
2003 Insight (Virginia Tech vs. California)
2004 Sugar (Virginia Tech vs. Auburn)
2005 Gator (Virginia Tech vs. Louisville)



Coach Jim Cavanaugh and his wife, Marsha with their grandchildren, Mallory and Matthew; standing, l-r, daughter-in-law Melissa, son Ryan, son-in-law Rob Reddick and daughter Lauren.

VIRGINIA TECH RECRUITING

"The state of Virginia is, and always will be, the primary focus of our recruiting. In recent years, a number of outstanding players from outside the state have also expressed great interest in Virginia Tech. If you get the best players from the state of Virginia and put them together with some talented players from out-of-state, you've got a really good combination."


— Coach Frank Beamer



Michael Vick

Covering the State

- John Engelberger – Northern Virginia
- Todd & T.J. Washington – Eastern Shore
- Jim Davis – Fork Union
- Bryan Still – Richmond
- Michael Vick, Bryan Randall – Peninsula
- DeAngelo Hall, Shyrone Stith – Tidewater
- Michael Hawkes – Southside
- Cornell Brown, Jake Grove – Lynchburg
- Waverly Jackson – Southside
- Lee Suggs – Roanoke
- Maurice DeShazo – Martinsville area
- Chad Beasley, – Southwest Virginia
- Jake Houseright



Ben Taylor

"Having coached high school football in Newport News and having spent most of my professional recruiting life in the state of Virginia, I am fully aware of the outstanding quality of the players and coaches within our state. Our objective is to recruit as many of the great players in the state as possible with the goal of winning the national championship."

— Coach Jim Cavanaugh

Across the Country

- Cory Bird, Billy Conaty – New Jersey
- Keion Carpenter, Antonio Freeman – Maryland
- Ike Charlton, Torrian Gray – Florida
- André Davis – New York
- Kevin Jones, Jim Druckenmiller – Pennsylvania
- Kevin McCadam – California
- Corey Moore – Tennessee
- Pierson Prioleau, Tyrone Drakeford – South Carolina
- Jim Pyne – Massachusetts
- Derek Smith – West Virginia
- Ben Taylor, Dave Kadela – Ohio

Coaches' In-State Recruiting Areas

- Tony Ball Shenandoah Valley
- Jim Cavanaugh Richmond/Peninsula
- Bud Foster Northern Virginia
- Billy Hite Danville/Martinsville/New River Valley
- Danny Pearman Central Virginia/Fredericksburg
- Bryan Stinespring Tidewater/Roanoke/Lynchburg
- Lorenzo Ward Northern Virginia
- Charley Wiles Southwest Virginia

2006 Toyota Gator Bowl

Tony Ball

Wide Receivers Coach



Tony Ball, who has 19 years of experience as a full-time collegiate coach, is wrapping up his eighth season as Virginia Tech's receivers coach. Ball's attention to detail and enthusiastic approach to the game of football have helped Tech to a 77-23 record, three bowl championships and an appearance in the national championship game over the past eight seasons.

Ball has shown an ability to motivate and prepare young players, which has been instrumental in the development and success of the Hokies' youthful 2005 receiving corps.

Ball's successful pupils include split end Ernest Wilford, who etched his name in the Tech record books in 2002 and 2003. Wilford became the Hokies' all-time receptions leader and was the first Tech player ever to post two 50-catch seasons. He was picked in the fourth round of the 2004 NFL Draft by the Jacksonville Jaguars.

Under Ball's watchful eye, André Davis became one of the nation's top big-play threats. Davis closed out his Tech career in 2001 ranked among the Hokies' top three in career catches, receiving yards and touchdown receptions. He was selected by the Cleveland Browns in the second round of the 2002 NFL Draft.

Ball came to Tech in 1998 after serving three seasons as an assistant at the University of Louisville, where he coached the receivers. Prior to his stint with the Cardinals, Ball worked with the running backs at Holy Cross for three seasons. He coached the receivers at his alma mater, UT-Chattanooga, on two different occasions — once

in 1988 and for two seasons in 1990-91. In between, Ball coached the running backs at East Tennessee State in 1989.

During the summers of 1996 and 1997, Ball participated in the National Football League's Minority Internship Program with the Baltimore Ravens.

Ball began his coaching career as a graduate assistant at Austin Peay in 1985 and 1986. While at Austin Peay, he earned a master's in health and nutrition. He served as restricted earnings coach at the University of South Carolina in 1987, working with the running backs and helping the Gamecocks to the Gator Bowl. His first full-time coaching position came at UTC the following year.

Ball played football for the late Joe Morrison at UT-Chattanooga. He was a standout running back who set numerous school kickoff return records and was recently named to the school's All-Century Football Team. He finished with a degree in criminal justice.

Ball is married to the former Maria Ann Slayden. They have two children: Anthony, 15, and Keshea, 13.

Ball's Profile

PERSONAL:

Born: 7/28/59, Chattanooga, Tenn.
Hometown: Chattanooga, Tenn.
Wife: former Maria Slayden
Children: Anthony and Keshea

EDUCATION:

High School: Brainerd High School (1977)
College: UT-Chattanooga (1983)
Postgraduate: Austin Peay (1987)

PLAYING EXPERIENCE:

UT Chattanooga (1977-80)

COACHING EXPERIENCE:

1985-86 Austin Peay (graduate assistant)
1987 South Carolina (volunteer running backs coach)
1988 UT-Chattanooga (receivers)
1989 ETSU (running backs)
1990-91 UT-Chattanooga (receivers)
1992-94 College of Holy Cross (running backs)
1995-97 Louisville (receivers)
1998- Virginia Tech (receivers)

BOWL EXPERIENCE:

Coach
1987 Gator (South Carolina vs. LSU)
1998 Music City (Virginia Tech vs. Alabama)
1999 Sugar (Virginia Tech vs. Florida State)
2000 Gator (Virginia Tech vs. Clemson)
2001 Gator (Virginia Tech vs. Florida State)
2002 San Francisco (Virginia Tech vs. Air Force)
2003 Insight (Virginia Tech vs. California)
2004 Sugar (Virginia Tech vs. Auburn)
2005 Gator (Virginia Tech vs. Louisville)



Coach Tony Ball and his wife, Maria, with Keshea and Anthony.

Virginia Tech Hokies

Danny Pearman

Tight Ends and Offensive Tackles Coach



Danny Pearman, who has coached in Division I-A national championship games at two different schools, is in his 14th season as a full-time collegiate assistant.

Pearman, who is in his eighth season as the Hokies' tight ends and offensive tackles coach, brought experience and a sound football background to the Tech staff in 1998. He arrived just

in time to help the Hokies to a surprising 8-3 regular season record and a 38-7 victory over Alabama in the Music City Bowl. Pearman helped in the development of All-BIG EAST tackle Derek Smith, who was drafted by the Washington Redskins following the season. He has since worked with four other all-conference tackles — Dave Kadela, Anthony Davis, Jon Dunn and Jimmy Martin.

Under Pearman's tutelage, last year's group of tight ends was the most productive at Tech since 1984 with a combined total of 42 catches. Senior Jeff King was named second-team All-ACC as both a junior and senior and broke the school record for touchdown catches by a tight end with 11.

During Tech's march to the national championship game in 1999, Pearman's group of tight ends caught 17 passes, 16 of which went for first downs. In 2000, former walk-on Browning Wynn earned second-team All-BIG EAST honors at tight end, while teammate Bob Slowikowski caught a key 72-yard touchdown pass against West Virginia. Following the 2001 season, both players signed with NFL teams after contributing valuable senior leadership to a rebuilding offensive unit. In 2002, Keith Willis caught an 87-yard pass against Syracuse — the longest reception ever by a Tech tight end. A year later, Willis became the first Tech player ever to catch two touchdown passes in a bowl game. Of the last 146 passes caught by Tech tight ends, 105, including 19 of 34 this year, have resulted in first downs.

Prior to coming to Blacksburg, Pearman helped coach the University of Alabama to six bowls and a national championship between 1990 and 1997. After helping guide the Crimson Tide to the national championship in 1992, he contributed to the Tide winning

Southeastern Conference Western Division championships the next four years.

Pearman was a graduate assistant at Alabama for two years, then served as coach of the offensive tackles from 1991 to 1996. He coached the defensive tackles and special teams in 1997.

A native of Charlotte, N.C., Pearman won three letters as a tight end at Clemson from 1983 through 1987. In his playing days, he was named a strength and conditioning All-American. He helped the Tigers win two ACC championships.

Following graduation, Pearman began his coaching career as a graduate assistant with the Tigers in 1988 and 1989. The Tigers won the ACC championship again in '88 and went to bowl games both of Pearman's seasons as a grad assistant.

Pearman has a bachelor's degree in finance and a master's in business administration, both from Clemson. He is married to the former Kristy Sewell of Birmingham, Ala., and they have a daughter, Taylor Brooke, 9, a son Tanner Ryan, 6, and a son Trent Joseph, 1.

Pearman's Profile

PERSONAL:

Born: 2/17/65, Charlotte, N.C.
Hometown: Charlotte, N.C.
Wife: former Kristy Sewell
Children: Taylor Brooke, Tanner Ryan, Trent Joseph

EDUCATION:

High School: Independence H.S. (1983)
College: Clemson University (1987)
Postgraduate: Clemson University (1989)

PLAYING EXPERIENCE:

Clemson (1983-87)

COACHING EXPERIENCE:

1988-89 Clemson (graduate assistant)
1990-91 Alabama (graduate assistant)
1991-96 Alabama (offensive tackles/off. special teams)
1997 Alabama (defensive tackles/special teams)
1998- Virginia Tech (tight ends and off. tackles)

BOWL EXPERIENCE:

Player

1985 Independence (Clemson vs. Minnesota)
1986 Gator (Clemson vs. Stanford)
1987 Citrus (Clemson vs. Penn State)

Coach

1988 Citrus (Clemson vs. Oklahoma)
1989 Gator (Clemson vs. West Virginia)
1990 Fiesta (Alabama vs. Louisville)
1991 Blockbuster (Alabama vs. Colorado)
1992 Sugar (Alabama vs. Miami)
1993 Gator (Alabama vs. North Carolina)
1994 Citrus (Alabama vs. Ohio State)
1996 Outback (Alabama vs. Michigan)
1998 Music City (Virginia Tech vs. Alabama)
1999 Sugar (Virginia Tech vs. Florida State)
2000 Gator (Virginia Tech vs. Clemson)
2001 Gator (Virginia Tech vs. Florida State)
2002 San Francisco (Virginia Tech vs. Air Force)
2003 Insight (Virginia Tech vs. California)
2004 Sugar (Virginia Tech vs. Auburn)
2005 Gator (Virginia Tech vs. Louisville)



Coach Danny Pearman and his wife, Kristy, with Tanner, Taylor and Trent.

2006 Toyota Gator Bowl

Kevin Rogers

Quarterbacks Coach



Kevin Rogers, who played a major role in the development of quarterback Donovan McNabb at Syracuse, is in his fourth season as the quarterbacks coach at Virginia Tech.

The 2005 season marks Rogers' 27th year as a full-time coach on the collegiate level. He served

as an offensive coordinator and quarterbacks coach at both Syracuse and Notre Dame before joining the Tech staff in January 2001.

Under Rogers' watchful eye, Tech quarterback Bryan Randall became the Hokies' all-time leader in passing yards, touchdown passes and total offense. In 2004, Randall was named the Player of the Year in the Atlantic Coast Conference, as well as the league's top offensive player. This season, he tutored junior Marcus Vick, who was named the ACC's first-team all-conference quarterback.

Prior to a three-year stint at Notre Dame (1999-01), Rogers

served as the quarterbacks coach for eight seasons at Syracuse under head coach Paul Pasqualoni. His final two years at SU, Rogers was the offensive coordinator, as well as the quarterbacks coach.

Rogers' star pupil at Syracuse was McNabb, the BIG EAST Offensive Player of the Year three straight seasons (he shared the award in '96). McNabb broke most of Syracuse's passing records, which had been held by another of Rogers' proteges, Marvin Graves, who ranked second nationally in passing in 1992. McNabb was the second overall pick in the 1999 NFL Draft by the Philadelphia Eagles.

Rogers first joined the Syracuse staff in 1991 as quarterbacks coach, was named assistant head coach in 1995, served as recruiting coordinator from 1995-97 and was named offensive coordinator in '97.

Before his tenure at Syracuse, Rogers spent eight seasons on the Navy staff coaching a variety of positions. Rogers' other college coaching credits include running backs coach at William & Mary from 1980-82 and defensive line coach at Ohio State in 1977-78 under Woody Hayes.

In 1999, Rogers coached a Notre Dame offense that broke the school single-season record for total passing yards, completions and attempts.

Rogers has coached in 12 postseason bowl games as an assistant coach and has coached a number of All-Americans and National Football League players in his career, including McNabb, Qadry Ismail, Aaron Brown and Napoleon McCallum.

Rogers is no stranger to the Commonwealth of Virginia. The Brooklyn, N.Y., native is a 1974 graduate of the College of William & Mary and began his coaching career as an assistant coach at Bayside High School in Virginia Beach from 1974-76. At William & Mary, he was a three-year letterman as a linebacker and earned a degree in physical education. He earned a master's in physical education from Ohio State in 1978.

Rogers and his wife Betty are parents of three children — Kevin, a former quarterback at Villanova and now a scouting assistant for the Indianapolis Colts; Megan, a Notre Dame graduate who is in law school; and Ryan, a 2005 Notre Dame graduate.

Rogers' Profile

PERSONAL:

Born: 9/7/51, Brooklyn, N.Y.
Hometown: Sparta, N.J.
Wife: former Betty Sheridan
Children: Kevin Sean Rogers, Jr., Megan Elizabeth, Ryan Patrick

EDUCATION:

High School: Sparta (N.J.) High School (1969)
College: College of William & Mary (1974)
Postgraduate: Ohio State (1978)

PLAYING EXPERIENCE:

Massanutten (Va.) Academy (1969-70)
William & Mary (1971-73)

COACHING EXPERIENCE:

1974-76 Bayside (Va.) High (assistant coach)
1977-78 Ohio State (defensive line) G.A.
1979 Mainland (Fla.) High (head coach)
1980-82 William & Mary (running backs)
1983 Navy (tight ends/offensive tackles)
1984-85 Navy (tight ends/wide receivers)
1986 Navy (defensive backs)
1987-88 Navy (running backs)
1989-90 Navy (quarterbacks)
1991-94 Syracuse (quarterbacks)
1995-96 Syracuse (asst. head coach/quarterbacks/recruiting coordinator)
1997-98 Syracuse (offensive coordinator/quarterbacks)
1999-01 Notre Dame (offensive coordinator/quarterbacks)
2002- Virginia Tech (quarterbacks)

BOWL EXPERIENCE:

Coach

1977 Sugar (Ohio State vs. Alabama)
1978 Gator (Ohio State vs. Clemson)
1991 Hall of Fame (Syracuse vs. Ohio State)
1992 Fiesta (Syracuse vs. Colorado)
1995 Gator (Syracuse vs. Clemson)
1996 Liberty (Syracuse vs. Houston)
1997 Fiesta (Syracuse vs. Kansas State)
1998 Orange (Syracuse vs. Florida)
2000 Fiesta (Notre Dame vs. Oregon State)
2002 San Francisco (Virginia Tech vs. Air Force)
2003 Insight (Virginia Tech vs. California)
2004 Sugar (Virginia Tech vs. Auburn)
2005 Gator (Virginia Tech vs. Louisville)



Coach Kevin Rogers and his wife, Betty, with Megan, Ryan (l) and Kevin.

Lorenzo Ward



Defensive Backfield Coach

Lorenzo Ward's reputation as an outstanding coach and recruiter continues to grow as he wraps up his seventh season on Frank Beamer's football staff at Virginia Tech. Ward oversees Tech's cornerbacks and free safeties.

During his time with the Hokies, Ward has coached five all-BIG EAST players and two All-ACC selections, produced a secondary that helped Tech finish among the national defensive leaders six of the last seven seasons and spearheaded the recruiting of the nation's top high school football player. This season, he has helped develop cornerback Jimmy Williams into a first-team All-American, as

well as a Nagurski and Thorpe Awards finalist.

His work with the secondary in 1999 contributed to the Hokies finishing No. 3 in total defense and No. 7 in pass efficiency defense. In 2000, Tech tied for third nationally in interceptions and during the 2001 season, the Hokies ranked second in total defense, third in pass efficiency defense, eighth in pass defense and tied for seventh in interceptions. In 2002, Tech led the Division I-A ranks in interceptions with 24. Last season, the Hokies finished fourth nationally in pass defense, tied for fourth in interceptions and ranked seventh in pass efficiency defense.

Ward was instrumental in Tech's signing of Pennsylvania running back Kevin Jones in February 2000. Jones, the most highly touted player ever to sign with the Hokies, was rated the

top high school football player in the country. Jones was named the BIG EAST Conference Rookie of the Year in 2000 and as a junior broke three Tech rushing records on the way to becoming a consensus All-American and a first-round pick in the NFL Draft.

Five of Ward's cornerbacks at Tech — Anthony Midget, Ike Charlton, Ronyell Whitaker, DeAngelo Hall and Williams — earned all-conference honors, as did free safety Willie Pile. Midget was a first-team All-BIG EAST pick and Charlton a second-team selection in 1999, while Whitaker was second team in 2000 and first team in 2001. Hall and Pile were second-team picks in 2002. Hall became a first-team All-BIG EAST selection and a second-team A-A pick in 2003 and was the eighth overall player taken in the NFL Draft. Hall and Pile were semi-finalists for the Jim Thorpe Award in 2002 and 2003, respectively. Williams was a first-team All-ACC in 2004 and 2005.

Prior to joining the Tech coaching staff, Ward was a coach at UT-Chattanooga and Alabama. He was named the defensive coordinator at UT-Chattanooga

in 1998 after serving as the Mocs' running backs coach in 1997. Prior to working with the running backs, Ward was the defensive backs coach.

An Alabama native, Ward starred for the Crimson Tide from 1986-90. He helped lead Alabama to a 33-15 record and a Southeastern Conference Championship during his career. He was also tabbed Special Teams Player of the Year by *The Sporting News* in 1990 as the Tide's unit ranked No. 1 in the nation. Ward played on four bowl teams, helping lead 'Bama to two Sun Bowl wins.

Ward served two seasons as a graduate assistant at Alabama before spending one season as an assistant coach at Newnan High in Newnan, Ga. He joined the UTC staff as the secondary coach in 1994.

Nicknamed "Whammy" because of his fierce tackles, Ward graduated from Alabama in 1990 with a bachelor's in physical education. He is married to the former Tara Tubbs. The couple has one son, Lorenzo Donovan Ward, Jr., who is 9.

Ward's Profile

PERSONAL:

Born: 4/26/67, Greensboro, Ala.
Hometown: Greensboro, Ala.
Wife: former Tara Tubbs
Child: Lorenzo Donovan Ward, Jr.

EDUCATION:

High School: Greensboro Public School — West Campus (1986)
College: University of Alabama (1990)

PLAYING EXPERIENCE:

Alabama (1986-90)

COACHING EXPERIENCE:

1991-93 Alabama (graduate assistant)
1993 Newnan High (assistant coach)
1994-98 UT-Chattanooga (secondary/running backs)
1999- Virginia Tech (defensive backfield)

BOWL EXPERIENCE:

Player

1986 Sun (Alabama vs. Washington)
1988 Hall of Fame (Alabama vs. Michigan)
1988 Sun (Alabama vs. Army)
1990 Sugar (Alabama vs. Miami)

Coach

1991 Blockbuster (Alabama vs. Colorado)
1993 Gator (Alabama vs. North Carolina)
1999 Sugar (Virginia Tech vs. Florida State)
2000 Gator (Virginia Tech vs. Clemson)
2001 Gator (Virginia Tech vs. Florida State)
2002 San Francisco (Virginia Tech vs. Air Force)
2003 Insight (Virginia Tech vs. California)
2004 Sugar (Virginia Tech vs. Auburn)
2005 Gator (Virginia Tech vs. Louisville)



Coach Lorenzo Ward and his wife, Tara, with Lorenzo, Jr.

2006 Toyota Gator Bowl

Charley Wiles

Defensive Line Coach



Charley Wiles, a former All-America player for Frank Beamer at Murray State, has produced five All-Americans of his own since joining Beamer's Virginia Tech staff as defensive line coach in 1996.

Among the top players Wiles has helped develop during his nine seasons directing the Tech line are ends Corey Moore and Cornell Brown. In 1999, Moore won the Mike Fox/Bronko Nagurski Award as the nation's best defensive player and the Lombardi

Award as the best lineman. He also became Tech's second unanimous All-American and was chosen the BIG EAST Defensive Player of the Year two consecutive years. Brown was a two-time All-America pick, taking consensus honors as a junior in 1995 when he was also named the National Defensive Player of the Year by Football News and the BIG EAST Defensive Player of the Year.

This year, he has helped mold end Darryl Tapp into a first-team All-America selection, a first-team All-ACC selection, as well as a Hendricks and Lott Awards finalist.

Wiles also coached John Engelberger, who was named second-team on The Associated Press All-America team and tackle David Pugh, who was a third-team All-America pick by *The Sporting News*.

In all, 11 of Wiles' players have won all-conference honors, including end Tapp and tackle Jim Davis, who were first and second team picks, respectively, on last year's All-ACC squad.

During the 1999 season, Wiles coached a veteran line that he helped mold into what *The Sporting News* rated as the best Division I-A defensive line in the college ranks prior to the season. That line helped the Hokies finish first in the nation in scoring defense and third in rushing defense and total defense. Tech's 2001 defensive line was rated as the fourth-best in the Division I-A ranks by *The Sporting News*.

Wiles is on his second tour of duty at Tech. He originally joined Beamer's Tech staff as a graduate assistant in 1987 and worked in that capacity for two years. Wiles first had a player-coach relationship with Beamer, when Beamer was the head man at Murray State. Wiles won Kodak Division I-AA All-America honors

as an offensive lineman in 1986.

When he left Tech after the 1988 season, Wiles spent a year on the staff at East Tennessee State. He then returned to Murray State for a six-year coaching tenure, winding up as the Racers' co-defensive coordinator. In 1995, he helped coach the Racers to an 11-0 regular-season mark and a berth in the NCAA Division I-AA playoffs. Wiles also served as Murray State's recruiting coordinator, helping land many of the Racers' top players.

When Wiles rejoined Beamer at Tech in 1996, he fulfilled a goal he had set during his first stint in Blacksburg. The Hokies have competed in bowl games during each season since he rejoined the staff.

A native of DeLand, Fla., and a three-sport star at DeLand High School, he is married to the former Andrea Wilder of Booneville, Ind. They have a daughter, Kendell, 9, and a son Eric, 6.

Wiles' Profile

PERSONAL:

Born: 5/4/64, Nashville, Tenn.
Hometown: DeLand, Fla.
Wife: former Andrea Wilder
Children: Kendell, Eric

EDUCATION:

High School: DeLand High School
College: Murray State University (1987)
Postgraduate: Virginia Tech (1989)

PLAYING EXPERIENCE:

Murray State (1983-86)

COACHING EXPERIENCE:

1987-88 Virginia Tech (graduate assistant)
1989 East Tennessee State (offensive line)
1990-91 Murray State (defensive ends)
1992 Murray State (running backs)
1993-95 Murray State (linebackers)
1995 Murray State (co-def. coordinator)
1996- Virginia Tech (defensive line)

BOWL EXPERIENCE:

Player

1986 Division I-AA Playoff Quarterfinals
(Murray State vs. Eastern Illinois)

Coach

1995 Division I-AA Playoff Quarterfinals
(Murray State vs. Northern Iowa)
1996 Orange (Virginia Tech vs. Nebraska)
1997 Gator (Virginia Tech vs. North Carolina)
1998 Music City (Virginia Tech vs. Alabama)
1999 Sugar (Virginia Tech vs. Florida State)
2000 Gator (Virginia Tech vs. Clemson)
2001 Gator (Virginia Tech vs. Florida State)
2002 San Francisco (Virginia Tech vs. Air Force)
2003 Insight (Virginia Tech vs. California)
2004 Sugar (Virginia Tech vs. Auburn)
2005 Gator (Virginia Tech vs. Louisville)



Coach Charley Wiles and his wife, Andrea, with Eric and Kendell.

John Ballein

Associate Director of Athletics for Football Operations



John Ballein holds one of the most important positions in Virginia Tech athletics as associate athletics director for football operations. He was promoted to this position during the summer of 2000 in recognition of his excellent work for Coach Frank Beamer and his program.

Called "the No. 1 administrative assistant in the

country" by former Tech AD Dave Braine, Ballein is responsible for all operations dealing with the football program. He continues to serve as assistant to head coach Frank Beamer and as departmental recruiting coordinator, jobs he performed prior to his promotion.

"You name it and John Ballein does it," Beamer said in a Dec. 18, 1999 article on Ballein in *The Roanoke Times*. "Just everything that goes on around here — our travel, our recruiting, our camps, our clinics. He is absolutely the best."

A native of Bentleyville, Pa., Ballein was a linebacker at Indiana University of Pennsylvania and graduated with a degree in health and physical education in

1983. He later earned a master's in education from Old Dominion University in 1987 and is close to completing his Ed.D in health promotions from Virginia Tech.

Ballein was a teacher and football coach in 1983-84 at Woodrow Wilson High School in Portsmouth, Va., and at Western Branch High in Chesapeake, Va., in 1985-86.

Ballein served on Beamer's first Virginia Tech staff in 1987 as a graduate assistant coach. In 1988, he accepted a position as running backs coach at Western Kentucky University. He returned to Tech a year later as recruiting coordinator.

With his office adjacent to Coach Beamer's, he is often considered Beamer's right-hand

man. He deals mostly with the administrative side of the football program, but is one of the favorites among players. His office is a preferred hangout, and he is one of the most beloved and respected members of the staff.

"I don't think [Coach] Beamer could operate without Ballein," said former Tech standout Corey Moore. "Ballein's a guy on the ball. Plus, he's kind of a favorite among the players, too."

Ballein is married to the former Stephanie Green, who was a basketball player at Tech in her undergraduate days. They have two daughters, Jordan Gray, 10, and Jalyn Ann, 7.



John Ballein and his wife, Stephanie, with Jordan and Jalyn.

Football Support Staff



Diana Clark
Secretary to Coach Beamer



Lisa Marie
Football Program Support Technician



Kristie Verniel
Football Program Support Technician



Steve DeMasi
Graduate Assistant Coach



Dan Wilkinson
Graduate Assistant Coach



Bruce Garnes
Football Operations Assistant



Cornell Brown
Football Operations Assistant



The Virginia Tech strength and conditioning staff for football (l-r): assistant athletics director for athletic performance Mike Gentry, assistant director Jay Johnson, graduate assistants Mike Jackson and Cols Colas.



The student video staff for 2005-06: (kneeling, l-r) Brian Davenport, Michael Russell, Eric Frey; (standing, l-r) Laura Prangley, Lauren Sensabaugh, Megan Caligiuri and Amanda Totten.



The student managers for 2005-06: (standing, l-r) graduate assistant Reuben Moguel, Chris Shelton, Eric Carr, head student manager Adam Linkous, Cliff Feiring; (kneeling, l-r) Travis Benn, Brian Equi, Nathan Graham and Greg Narvid.



Virginia Tech's sports medicine staff for 2005 football includes: (standing, l-r) Dr. Gunnar Brolinson, D.O., Dr. Marc Siegel, Kevin Domboski, director of athletic training Mike Goforth, and graduate assistants Nate Miker and David Dietter; (kneeling, l-r) intern Stacy Lederman, student trainers Drew Marrs, Meghan Mulhare and Shannon Carneal, graduate assistant Richard Stewart.



Kevin Hicks
Director of Video Operations



Tom Booth
Video Coordinator



Brian Walls
Assistant Video Coordinator



Lester Karlin
Equipment Manager



Eric Cross
Assistant Equipment Manager



Tommy Rapier
Assistant Equipment Manager

This Is Virginia Tech

A Research University in Action



From a meager beginning in October of 1872, Virginia Polytechnic Institute and State University, popularly known as Virginia Tech, has evolved into a comprehensive university of national and international prominence. As Virginia's largest university, with 25,600 students on campus, and one of the top research institutions in the nation, it is an institution that firmly embraces a history of putting knowledge to work. That tradition is rooted in the motto, *Ut Prosim*: "That I May Serve," and Virginia Tech's land-grant missions of instruction, research, and solving the problems of society through public service and outreach activities.

Instruction

Virginia Tech's eight colleges (Agriculture & Life Sciences, Architecture & Urban Studies, Pamplin College of Business,

Engineering, Liberal Arts & Human Sciences, Natural Resources, Science, and Virginia-Maryland Regional College of Veterinary Medicine, plus the Graduate School) offer more degree programs than any other university in the state with 60 undergraduate and 110 graduate programs. Virginia Tech is one of the nation's leaders in developing and using new instructional technologies.

Research

With annual research expenditures of about \$269 million, Virginia Tech consistently ranks among the top research universities in the United States. With more than 100 research centers, the university also consistently ranks among the top institutions in industry-supported research and near the top 10 in the number of patents issued each year.

The university's faculty and students are involved in more than 3,700 research

projects in fields ranging from biotechnology to materials, from the environment and energy to food and health, and from transportation to computing information.

Outreach & International Affairs

As part of its outreach mission, Virginia Tech is involved in a multitude of economic and community development projects. For example, it helps global marketing efforts, investigates better uses for strip-mined land, helps clean the Chesapeake Bay and other state waterways, directs reforestation in Senegal — and the list goes on.

Outreach efforts focus on education and the dissemination of knowledge in the global society in which we live.

Professionals, organizations, and communities tap Virginia Tech's vast resources, expertise, and research results through



hundreds of continuing education programs, part of Outreach Program Development. Virginia Tech has a long history of providing innovative distance learning techniques, such as satellite videoconferencing, multimedia, interactive video, interactive computer conferencing, and web-based courses, to meet the various needs of working adults and other nontraditional students.

University President

Dr. Charles Steger

Now in his sixth year as President of Virginia Tech, Dr. Charles Steger has charted a course to bolster the university's research enterprise and compete among the nation's elite research



institutions. Under his direction, the university has adopted a strategic plan, which is guiding the growth of the research enterprise, fostering outreach initiatives, and increasing quality across all aspects of the academic community.

Perhaps one of the most memorable contributions of Steger's administration will be his role in the Restructured Higher Education Financial and Administrative Operations Act, which was approved by the 2005 Virginia General Assembly and

signed into law by Governor Mark Warner. Last year, President Steger joined forces with other university presidents to help define a new relationship between the Commonwealth of Virginia and her institutions of

higher education, which enables greater institutional flexibility and potential for growth.

Steger will be forever credited with negotiating Virginia Tech's entrance into the Atlantic Coast Conference — a 50-year dream come true for Hokie fans.

As Vice President for Development and University Relations, Steger built a critical base of private support when he led the Campaign for Virginia Tech, which raised more than \$337 million. Today, private

support from Virginia Tech's alumni and friends continues to play an essential role in this university community. Last year, the university raised \$77 million, a 15 percent increase over the previous year. Last summer's opening of a new alumni, conference, and hotel complex provides an on-campus home to the university's more than 180,000 living alumni.

Steger's ties to Virginia Tech span four decades as a student, professor, dean, vice president and now president. While on the faculty, he twice won teaching excellence awards. When he became dean of the College of Architecture and Urban Studies in 1981, he was the youngest architecture dean in the nation, at just 33 years of age.

Steger recently finished a term as Chairman of the Virginia Council of Presidents and is currently chair of the Virginia Space Grant Consortium. He serves on the boards of several

organizations including the Carilion Biomedical Institute, the Council of Higher Education's General and Professional Advisory Committee (GPAC), the Virginia Business Higher Education Council, the World Institute for Disaster Risk Management, the Institute for Advanced Learning and Research, and the Roanoke Economic Development Partnership.

He is a Fellow in the American Institute of Architects, and received the William C. Noland Award for distinguished service and accomplishments from the Virginia Society of the AIA. The First Virginia Chapter of the National Society of Fundraising Executives recognized him as the Outstanding Fundraising Executive in 1999.

Steger received his Bachelor of Architecture degree, Master of Architecture degree and Ph.D., in Environmental Science and Engineering from Virginia Tech.

VIRGINIA TECH AT A GLANCE

- Virginia Tech produces 40 percent of the state's Ph.D.'s.
- Located in Blacksburg, Virginia
- Eight colleges and a graduate school
- 60 bachelor's degree programs
- 110 master's and doctoral degree programs
- 25,000+ students on campus
- 16:1 student-faculty ratio
- Main campus includes 100 buildings, 2,600 acres, and airport
- Computing and communications complex for worldwide info access
- Among the top research institutions in United States
- Has adjacent corporate research center



Larry Killough
Faculty Chairman
Of Athletics



INTERESTING FACTS ABOUT VIRGINIA TECH

- The university offers more career options than any other Virginia university, with 170 undergraduate and graduate degree programs.
- Virginia Tech produces 40 percent of the state's Ph.D.'s.
- All campus facilities, including residence halls, have high-speed connections to voice, data, and video communications.
- Virginia Tech was the visionary leader of the internationally recognized Blacksburg Electronic Village project, connecting the town and campus with each other and to the world.
- Virginia Tech is one of two universities in the country that offers the combined advantages of a military-style leadership development program and a traditional academic and social life through the Virginia Tech Corps of Cadets.
- The university's engineering program is in the nation's top 25, according to *U.S. News & World Report*.
- Virginia Tech consistently ranks among the top 15 schools in the nation in number of patents received.

Athletic Management

Jim Weaver, Director of Athletics

James C. Weaver, whose innovative ideas and work as a reformer have made him one of college athletics' most popular administrators, is the director of athletics at Virginia Tech.



philosophy. "As soon as you sit still in terms of facilities, you have taken a step backward," he says.

Major renovations on the west side of Lane Stadium are nearing completion. In

addition to luxury suites and other game day amenities, the structure will house a ticket office, athletic fund offices, an Athletics Hall of Fame and a new student academic services area.

To meet a growing demand for Virginia Tech football, Weaver spearheaded the construction of the south end zone project to expand seating

capacity for the 2002 season. The \$37 million expansion project included an 11,000-seat double deck and provided 15 luxury suites, as well as club level seating and amenities.

Weaver came to Tech from Western Michigan University, where he was director of athletics from January, 1996 until he came to Blacksburg. Prior to that, he was AD for three and a half years at UNLV, where he reconstructed a troubled athletic department.

A native of Harrisburg, Pa., Weaver was a center and linebacker on Penn State teams coached by the legendary Rip Engle and Joe Paterno.

Weaver graduated from Penn State in 1967 with a bachelor's in psychology and rehabilitation education. He received a master's in college counselor

education, also from Penn State, in 1968.

Weaver started a coaching career as an assistant at Penn State for six seasons. He later was the offensive coordinator at Iowa State and head coach for one season at Villanova in 1974. He also spent five years as an assistant professor at Clarion State and three years as director of franchise sales at Athletic Attic.

Prior to landing the athletic director's job at UNLV, Weaver spent nine years at the University of Florida, which was sanctioned by the NCAA in 1983. He was a strong force at Florida in the field of compliance and concluded his time there as associate athletic director.

Weaver and his wife Traci have four sons — Josh, Paul, Cole and Craig.



Sharon McCloskey
Senior Associate
A.D./SWA



David Chambers
Senior Associate A.D.
for External Affairs



Randy Butt
Associate A.D.
for Financial Affairs



Tom Gabbard
Associate A.D. for
Internal Affairs



Jon Jaudon
Associate A.D. for
Administration



Megan Armbruster
Student Life



John Ballein
Football Operations



Tim East
Marketing & Promotions



Mike Gentry
Athletic Performance



Mike Goforth
Athletic Training



Chris Helms
Academic Support



Pam Linkous
Human Resources



Lu Merritt
Development



Tim Parker
Compliance



Dave Smith
Sports Information



Sandy Smith
Ticketing Services



Cara Walters
Game Operations



Russ Whitenack
Monogram Club

2005 REVIEW

NC State

GAME 1

Hokies Hold On For 20-16 ACC Road Win

RALEIGH, N.C. — Virginia Tech avenged its only ACC loss of 2004 by opening its 2005 season with a hard-earned 20-16 victory over North Carolina State at Carter-Finley Stadium.

The Hokies, whose only league loss on the way to an ACC Championship last year was a 17-16 setback to the Wolfpack, picked up where they left off a year ago when they won four conference games in the final quarter. This time, a 19-yard touchdown pass from quarterback Marcus Vick to junior receiver

David Clowney with 12:24 left proved to be the difference.

Like most of Tech's games last year, however, the outcome was in doubt until the final seconds. Tech junior rover Aaron Rouse sealed the win with an interception at the Hokies' 6-yard line as time expired. The pick capped a big night for Rouse who contributed eight tackles, two interceptions and a forced fumble.


Vick, making his starting debut, led the Hokies on scoring drives of 80 and 88 yards during the game, but overall, Tech

was held to 232 yards by the Wolfpack's top-rated defensive unit. State, on the other hand, was able to amass 438 yards, but after marching 83 yards for a touchdown on its first possession, the 'Pack never made it into the end zone again. Plagued by three turnovers and number of costly penalties, the home team had to settle for three field goals over the final three quarters.

Tech punter Nic Schmitt also played a huge role in the win, averaging 45.7 yards on six kicks. Schmitt kept the Wolfpack backed up, booming two kicks of over 50 yards and dropping two kicks inside the NCSU 5-yard line.



Aaron Rouse returns one of his two interceptions in Tech's 20-16 victory.



Nic Schmitt helps the Hokies keep great field position against the Wolfpack.

Hokies-Wolfpack Game Notes

- Rover **Aaron Rouse** (r-Jr., Virginia Beach, Va.) had a hand in all three NC State turnovers, intercepting two passes and forcing a fumble. The interceptions were the first of the redshirt junior's Tech career and came in his first collegiate start at rover.
- NC State's 438 yards of total offense were the most against Tech in a season opener since the 1986 season when the University of Cincinnati piled up 508 yards against the Hokies in an opener at Lane Stadium.
- The game marked just the fifth time since the beginning of the 1999 season and the 16th time in Coach **Frank Beamer's** tenure that Tech has won a game when being out-rushed. NC State finished with 127 yards on the ground to the Hokies' 124.

Carter-Finley Stadium • Raleigh, N.C.
Sept. 4, 2005 • Attendance: 57,100

Virginia Tech	7	3	3	7	—	20
North Carolina State	7	6	0	3	—	16

NCS (6:50 re 1st)	- Blackman 25 run (Deraney kick)
VT (3:24 re 1st)	- Imoh 5 run (Pace kick)
NCS (8:49 re 2nd)	- FG Deraney 33
VT (2:33 re 2nd)	- FG Pace 44
NCS (0:00 re 2nd)	- FG Deraney 27
VT (2:19 re 3rd)	- FG Pace 28
VT (12:24 re 4th)	- Clowney 19 pass from Vick (Pace kick)
NCS (8:09 re 4th)	- FG Deraney 35

Team Stats	VT	NCS	Individual Leaders
First Downs	14	21	Rushing — VT, Imoh 18-56, Humes 10-37, Vick 13-31; NCS, Blackman 12-58, Morgan 1-44, R. Davis 9-35, Baker 3-5, J. Davis 4-(-15).
Rushes-yds.	41-124	29-127	Passing — VT, Vick 10-21-0-108; NCS, Davis 27-43-2-311.
Passing yds.	108	311	Receiving — VT, Clowney 3-30, Harper 2-36, Humes 2-12, Morgan 1-27, King 1-6, Royal 1-(-3); NCS, Hall 8-97, Williams 6-62, Blackman 4-40, Clark 3-37, Hicks 2-35, Hill 2-12, R. Davis 1-18, Barrett 1-10.
Return yds.	37	15	
Passes	10-21-0	27-44-2	
Punts-avg.	6-45.7	4-40.5	
Fumbles-lost	0-0	1-1	
Penalties-yds.	6-40	12-105	
Time of poss.	29:26	30:34	
Sacks by	2-18	3-20	

Record Defensive Effort Keys 45-0 Victory

DURHAM, N.C. — Virginia Tech's defense smothered home-standing Duke as the Hokies registered their first-ever ACC shutout with a 45-0 victory at Wallace Wade Stadium.

Tech, which gave up over 400 yards of offense in its season-opening win at NC State, was totally focused against the Blue Devils.

The Hokies held Duke to 35 total yards, the fewest for a Tech foe in the modern era. The Blue Devils managed just five first downs in the contest, with none coming through the air.


Duke ran just two offensive plays in Tech territory, one of which resulted in a holding penalty by the home team.

The Hokies' offense missed out on a few opportunities, but overall was efficient under the direction of quarterback Marcus Vick, who tossed a personal-best three touchdown passes.

Young tailbacks George Bell and Branden Ore each rushed for a TD in their collegiate debuts. Tech finished with 182 yards through the air and 180 rushing.

Cornerback Roland Minor picked up Tech's first defensive score of the year when he picked off a pass and returned it 23 yards for a touchdown late in the first quarter.

End Darryl Tapp contributed two of the Hokies' five quarterback sacks.



Vince Hall tackles a Blue Devil ballcarrier, helping the Hokies hold Duke to a modern era school-record 35 total yards.



Roland Minor returns an interception for a touchdown against Duke.

Hokies-Blue Devils Game Notes

- Virginia Tech held Duke to 13 yards rushing and 22 yards passing. The 35 yards of total offense were the fewest for a Tech opponent in the modern era (since 1950). The previous low mark was 63 yards by UAB in 1999.
- Tech's 45 points against the Blue Devils represented at the time the highest scoring total for the Hokies in an ACC road game.
- For just the ninth time since 1950, Tech held a team without a passing first down. All five of Duke's first downs in the game came on rushing plays. The fewest first downs by a Tech opponent since 1950 is four by Penn in 1955.
- Tight end **Jeff King** (r-Sr., Pulaski, Va.) caught a career-best five passes against the Blue Devils. His previous high was four catches versus Southern Cal last season.

Wallace Wade Stadium • Durham, N.C. Sept. 11, 2005 • Attendance: 25,014

Virginia Tech	14	7	14	10	—	45
Duke	0	0	0	0	—	0

- VT (6:55 re 1st) - King 7 pass from Vick (Pace kick)
- VT (1:54 re 1st) - Minor 23 interception return (Pace kick)
- VT (9:15 re 2nd) - Morgan 37 pass from Vick (Pace kick)
- VT (11:52 re 3rd) - Clowney 35 pass from Vick (Pace kick)
- VT (1:34 re 3rd) - Bell 3 run (Pace kick)
- VT (8:13 re 4th) - FG Pace 31
- VT (4:57 re 4th) - Ore 4 run (Pace kick)

Team Stats	VT	D	
First Downs	22	5	Gilchrist 1-14, Candelas 3-12, Holt 1-(-2), Team 2-(-3), Vick 4-(-12); D, Dukes 8-20, Dargan 6-4, Boyle 9-3, Ruff 1-1, Schneider 7-0, Team 1-(-5), Boyette 3-(-10).
Rushes-yds.	44-180	35-13	Passing — VT, Vick 12-19-1-172, Holt 1-3-0-10; D, Schneider 4-14-0-14, Dukes 1-3-1-8, Sprague 0-1-0-0.
Passing yds.	182	22	Receiving — VT, King 5-46, Clowney 3-62, Humes 2-9, Morgan 1-37, Royal 1-18, Hyman 1-10; D, Drummer 2-5, Elliott 1-8, Adams 1-7, Jones 1-2.
Return yds.	138	0	
Passes	13-22-1	5-18-1	
Punts-avg.	3-31.0	10-40.6	
Fumbles-lost	4-0	2-0	
Penalties-yds.	5-50	9-68	
Time of poss.	30:10	29:50	
Sack by	5-29	2-10	
Individual Leaders			
Rushing — VT, Imoh 8-66, Ore 10-51, Humes 9-39, Bell 6-15,			

Defense Posts Another Shutout in 45-0 Win

BLACKSBURG, Va. — Virginia Tech's defense turned in another strong showing, serving up its second-straight shutout, as the Hokies opened their home schedule with a 45-0 victory against Ohio University at Lane Stadium/Worsham Field.

Linebackers James Anderson and Vince Hall led the Tech defense, which limited the visiting Bobcats to 189 total yards for the afternoon. Anderson posted a team-leading 10 tackles, including a

quarterback sack and two total tackles for loss. He also forced a fumble that set up a Tech touchdown. Hall added eight tackles to help limit Ohio to 87 yards on the ground.

The defense bought some time for the Tech offense, which started off slow before scoring two touchdowns in each of the last three quarters. Senior tailback Cedric Humes rushed for a pair of TDs, including one on a 33-yard burst in the fourth quarter. Quarterback Marcus

Vick passed for two touchdowns and ran for another, accounting for 238 yards of total offense.

Redshirt freshman quarterback Cory Holt finished the game by directing the team on a season-long touchdown drive that covered 96 yards in eight plays.

Tech finished with a balanced attack that produced 257 yards through the air and 218 yards on the ground. Humes led the way rushing with 75 yards, while Mike Imoh added 46 yards and surpassed the 1,000-yard mark for career rushing.



John Kinzer bowls over a Bobcat defender en route to a 38-yard touchdown.



Blake Warren tackles an Ohio ballcarrier in the 45-0 shutout.

Hokies-Bobcats Game Notes

- For the second-straight week, Tech posted a 45-0 victory. It marked the first time since 1932 that the Hokies had registered back-to-back shutouts by the identical score. That year, Tech defeated William & Mary and Kentucky in consecutive games by the score of 7-0. Tech won at Duke 45-0 prior to the Ohio game.
- The back-to-back shutouts are just the second under Coach Frank Beamer. Tech blanked Western Michigan and Rutgers on consecutive weeks in 2001.
- After giving up just 35 yards of total offense the week before to Duke, the Hokies limited Ohio to 189 yards. The combined 224 yards are the fewest allowed in a two-game span under head coach Frank Beamer and the fewest since 1955 when Tech held Penn and William & Mary to a combined 192 yards.

Lane Stadium/Worsham Field • Blacksburg, Va.
Sept. 17, 2005 • Attendance: 65,115

Ohio	0	0	0	0	—	0
Virginia Tech	3	14	14	14	—	45

- VT (8:41 re 1st) - FG Pace 35
- VT (8:48 re 2nd) - Humes 1 run (Pace kick)
- VT (1:12 re 2nd) - King 28 pass from Vick (Pace kick)
- VT (8:50 re 3rd) - Allen 3 pass from Vick (Pace kick)
- VT (0:29 re 3rd) - Vick 4 run (Pace kick)
- VT (12:30 re 4th) - Humes 33 run (Pace kick)
- VT (5:32 re 4th) - Kinzer 38 pass from Holt (Pace kick)

Team Stats	OU	VT	
First Downs	10	24	Abrams 2-8, Petruziello 2-4, Young 3-3, Sullivan 1-1, Mayle 1-(-10); VT, Humes 15-75, Imoh 13-46, Vick 13-38, Ore 6-34, Royal 2-14, Holt 1-7, Bell 3-4.
Rushes-yds.	32-87	53-218	Passing — OU, Everson 9-18-2-96, Petruziello 1-5-0-6; VT, Vick 12-16-0-200, Holt 2-3-0-57.
Passing-yds.	102	257	Receiving — OU, Mayle 3-62, Cody 3-15, Sylvan 2-5, Riley 1-14, Logan 1-6; VT, King 3-55, Harper 3-31, Clowney 2-57, Kinzer 2-57, Morgan 1-33, Hyman 1-17, Humes 1-4, Allen 1-3.
Return yds.	-1	72	
Passes	10-23-2	14-19-0	
Punts-avg.	7-42.6	4-41.5	
Fumbles-lost	2-1	0-0	
Penalties-yds.	2-20	3-20	
Time of poss.	26:40	33:20	
Sacks-by	3-22	3-12	

Individual Leaders

Rushing — OU, Owens 7-34, Everson 10-31, McRae 6-16,

Georgia Tech

GAME 4



Hokies Sting No. 15 Yellow Jackets, 51-7

BLACKSBURG, Va. — The No. 4-ranked Hokies scored three non-offensive touchdowns on the way to a stunning 51-7 victory over No. 15 Georgia Tech at Lane Stadium/Worsham Field.

One of the non-offense scores — a blocked field goal by tight end Jeff King that was picked up and returned for a TD by sophomore D.J. Parker — proved to be the key play of the game for the Hokies. After Virginia Tech took a 7-0 lead on a Marcus Vick pass to King, the Yellow Jackets marched to the Hokies' 18 before lining up for the field goal attempt.

Following the block, Virginia Tech jumped to a 24-0 halftime lead and then added 24 more points in the third quarter. The Hokies scored 17 points within a 44-second span during that third-quarter outburst.

Georgia Tech managed just six first downs and 217 yards of total offense.



Jeff King blocks a field goal attempt, (left) and D.J. Parker returns it 78 yards for a touchdown against the Yellow Jackets.



Jonathan Lewis hits quarterback Reggie Ball.

Hokies-Yellow Jackets Game Notes

- Virginia Tech's 51 points against No. 15 Georgia Tech were the second-most ever for the Hokies against a Top 25 team. Their highest scoring total came in a 62-0 decision over No. 16 Syracuse at Lane Stadium in 1999.

- Three Tech players — **D.J. Parker** (So., Hampton, Va.), **Xavier Adibi** (r-So., Hampton, Va.) and **Chris Ellis** (r-So., Hampton, Va.) — scored their first collegiate touchdowns during the game.

- The last time the Hokies scored three non-offensive touchdowns in a game was against Connecticut in 2003. Tech scored on an interception, a blocked punt and a kickoff return in that game.

- Georgia Tech's third-quarter touchdown was the first against the Hokies since NC State scored a TD on the opening drive of the opening game of the season.

Lane Stadium/Worsham Field • Blacksburg, Va.
Sept. 24, 2005 • Attendance: 65,115

Georgia Tech	0	0	7	0	—	7
Virginia Tech	14	10	24	3	—	51

VT (8:58 re 1st)	- King 13 pass from Vick (Pace kick)
VT (3:50 re 1st)	- Parker 78 blocked FG return (Pace kick)
VT (9:55 re 2nd)	- FG Pace 40
VT (2:40 re 2nd)	- Imoh 7 run (Pace kick)
VT (11:52 re 3rd)	- Humes 4 run (Pace kick)
GT (5:38 re 3rd)	- Johnson 11 pass from Ball (Bell kick)
VT (2:13 re 3rd)	- FG Pace 29
VT (1:55 re 3rd)	- Adibi 25 interception return (Pace kick)
VT (1:29 re 3rd)	- Ellis 29 interception return (Pace kick)
VT (10:18 re 4th)	- FG Pace 25

Team Stats	GT	VT
First Downs	6	15
Rushes-yds.	25-74	44-97
Passing-yds.	143	223
Return yds.	14	139
Passes	13-32-2	13-22-0
Punts-avg.	11-42.2	6-49.1
Fumbles-lost	1-1	2-0
Penalties-yds.	9-75	5-35
Time of poss.	29:05	30:55
Sacks by	3-17	2-11

Individual Leaders
Rushing — GT, Daniels 10-48, Choice 9-29, Grant 3-8, Ball 3-(-11); VT, Imoh 11-55, Humes 12-37, Bell 4-15, Ore 6-11, Vick 7-0, Team 2-(-4), Holt 1-(-4), Schmitt 1-(-13).
Passing — GT, Ball 11-27-2-143, Bennett 2-5-0-0; VT, Vick 13-18-0-223, Holt 0-4-0-0.
Receiving — GT, Johnson 5-123, Cox 3-6, Clark 3-4, Choice 1-6, Matthews 1-4; VT, Clowney 3-47, King 3-46, Hyman 2-52, Royal 2-44, Morgan 2-14, Harper 1-20.

2006 Toyota Gator Bowl

West Virginia

Vick Near-Perfect in 34-17 Road Win

MORGANTOWN, W.Va.

— Marcus Vick passed for two touchdowns and ran for another as Virginia Tech won its final scheduled game against out-of-state rival West Virginia, 34-17, in a physical, hard-fought battle at Milan Puskar Stadium.

Vick put Tech ahead with a 10-yard touchdown run in the first quarter, and kept the Hokies there with TD passes to tight

end Jeff King and flanker Eddie Royal in the second quarters. The Mountaineers kept the pressure on with a pair of touchdowns in the first half, but the Hokies controlled the ball, and the game, in the second half.


After giving up two touchdowns and 155 total yards in the first half, the Tech defense held the Mountaineers to three points, four first downs and a

total of 98 offensive yards during the final two quarters. Tech's offense, meanwhile, controlled the clock for 20:35 of the final 30 minutes, capping the win with a 10-play, 80-yard drive that ended with a Cedric Humes touchdown run.

Tech took advantage of two costly WVU fumbles, turning both into touchdowns. Vick finished with 251 yards of total offense, including 74 yards on the ground, while place-kicker Brandon Pace added a pair of field goals.



Marcus Vick looks downfield before firing one of the 15 completions he had on 17 attempts against the Mountaineers.



Tim Sandidge tracks down a WVU runner in Tech's 34-17 victory.

Hokies-Mountaineers Game Notes

• **Marcus Vick** (Newport News, Va.) completed 15 of 17 passes against the Mountaineers for an 88.2 completion percentage. His completion percentage was an all-time WVU opponent record. The previous high against WVU was 18-24 (75.0) by Steve Joachim of Temple in 1974.

• Tight end **Jeff King** (Pulaski, Va.) caught a touchdown pass for the fourth-straight game, becoming the first Tech player during the modern era (since 1950) to accomplish the feat in a single season. The last Tech player to catch a touchdown pass in four straight games over a two-season span was wide receiver André Davis, who caught scoring passes in the last three games of the 1999 season and the opening game of 2000. The last player with a longer streak is Sidney Snell who had TD catches in six consecutive games over two seasons in 1979-80.

• West Virginia became the first team to score more than one touchdown on the Hokies since North Carolina scored two on Nov. 6, 2004.

**Mountaineer Field at Puskar Stadium • Morgantown, W.Va.
Oct. 1, 2005 • Attendance: 60,193**

Virginia Tech	10	14	3	7	—	34
West Virginia	0	14	3	0	—	17

- VT (7:58 re 1st) - Vick 10 run (Pace kick)
- VT (1:50 re 1st) - FG Pace 35
- WV (11:20 re 2nd) - Villagrana 2 pass from White (McAfee kick)
- VT (7:42 re 2nd) - King 9 pass (Pace kick)
- WV (5:42 re 2nd) - Jalloh 46 pass from White (McAfee kick)
- VT (2:16 re 2nd) - Royal 15 pass from Vick (Pace kick)
- VT (9:31 re 3rd) - FG Pace 41
- WV (3:33 re 3rd) - FG McAfee 21
- VT (13:02 re 4th) - Humes 4 run (Pace kick)


Team Stats	VT	WV	
First Downs	23	11	2-20, Ore 1-10, Bell 1-4, Team 1-(-4); WV, Slaton 11-90, White 11-44, Gwaltney 5-12, Williams 1-3, Schmitt 2-2, Colson 1-2, Bednarik (3-(-3)).
Rushes-yds.	53-214	34-150	Passing — VT, Vick 15-17-0-177; WV, White 9-11-0-85, Bednarik 2-3-0-18.
Passing yds.	177	103	Receiving — VT, Royal 6-71, Clowney 3-47, King 2-29, Harper 2-18, Gilchrist 1-9, Imoh 1-3; WV, Reynaud 3-21, Slaton 2-12, Myles 2-10, Jalloh 1-46, Colson 1-11, Villagrana 1-2, Bruce 1-1.
Return yds.	5	2	
Passes	15-17-0	11-14-0	
Punts-avg.	3-35.7	5-42.6	
Fumbles-lost	2-0	3-2	
Penalties-yds.	2-10	7-55	
Time of poss.	37:21	22:39	
Sacks by	3-12	2-5	
Individual Leaders			
Rushing — VT, Humes 22-79, Vick 12-74, Imoh 13-31, Royal			

Tech Overcomes Slow Start For 41-14 Victory

BLACKSBURG, Va. — Virginia Tech shook off a sluggish start and used a dominating third quarter to post a 41-14 Homecoming victory against Marshall University.


The third-ranked Hokies suffered a blow in the second quarter when starting tailback Cedric Humes suffered a broken right arm. With co-starter Mike Imoh sitting out with a sore ankle, Tech turned to redshirt freshman Branden Ore, whose 14-yard touchdown run at the 5:09 mark of the second quarter broke a 7-7 tie.

Ore and the Hokies wasted little time in taking control of the game in the second half, scoring 17 points in a span of two-and-a-half minutes during the third quarter. The key play came when defensive end Chris Ellis forced a fumble that was picked off in mid-air by linebacker Vince Hall and returned for a touchdown. Quarterback Marcus Vick added a touchdown pass and Brandon Pace kicked two field goals as Tech finished the quarter with a 34-7 advantage.



Branden Ore rushes for some of his 146 yards against the Thundering Herd.

Ore, who rushed for 107 yards during the third quarter, finished the game with 146 yards rushing on 19 carries. Tech's defense, which gave up 131 yards rushing in the first half, held the Thundering Herd to just 33 yards on the ground in the second half, including minus-2 yards in the third period.



Chris Ellis and Brett Warren upend a Marshall runner in Tech's 41-14 win.

Hokies-Thundering Herd Game Notes

- Redshirt freshman **Branden Ore** (Chesapeake, Va.) rushed for a career-high 146 yards, becoming the first Tech player to rush for 100 yards or more in 2005. Ore's rushing total was the highest for a Tech freshman (true or redshirt) since Kevin Jones ran for 155 yards on 21 carries at Temple in 2001.
- Linebacker **Vince Hall** (r-So., Chesapeake, Va.) scored his first collegiate touchdown during the third quarter of the game when he grabbed a fumble and rambled 15 yards for a touchdown. He became the 66th different player to score a TD on defense or special teams during Coach Frank Beamer's tenure at Tech. It was the 22nd fumble returned for a touchdown under Beamer and the 63rd defensive TD.
- When Marshall intercepted a **Marcus Vick** (r-Jr., Newport News, Va.) pass during the second quarter, it marked just the second turnover of the season for Tech, neither of which had led to points for the opposition.

Lane Stadium/Worsham Field • Blacksburg, Va.
Oct. 8, 2005 • Attendance: 65,115

Marshall	0	7	0	7	— 14
Virginia Tech	7	7	20	7	— 41

VT (4:24 re 1st)	- Humes 11 run (Pace kick)
MU (13:36 re 2nd)	- Bradshaw 13 run (O'Connor kick)
VT (5:09 re 2nd)	- Ore 14 run (Pace kick)
VT (11:51 re 3rd)	- FG Pace 19
VT (11:01 re 3rd)	- Hall 15 fumble return (Pace kick)
VT (8:22 re 3rd)	- Clowney 48 pass from Vick (Pace kick)
VT (1:23 re 3rd)	- FG Pace 23
VT (13:07 re 4th)	- Bell 2 run (Pace kick)
MU (0:19 re 4th)	- Small 17 pass from Morris (O'Connor kick)

Team Stats	MU	VT	Individual Leaders
First downs	20	25	Rushing — MU, Bradshaw
Rushing yds.	44-164	42-233	22-99, Small 14-57, Morris 7-8,
Passing yds.	117	176	Jones 1-0; VT, Ore 19-146, Humes
Return yds.	0	34	10-58, Bell 5-25, Royal 1-3, Vick
Passes	14-28-1	12-18-1	6-3, Team 1-(-2).
Punts-avg.	7-41.4	2-52.0	Passing — MU, B. Morris 14-
Fumbles-lost	3-1	2-0	28-1-117; VT, Vick 11-16-1-163,
Penalties-yds.	7-36	2-10	Holt 1-2-0-13.
Time of poss.	33:54	26:06	Receiving — MU, Fitzgerald
Sacks by	2-15	3-24	6-67, Small 3-28, Bradshaw 2-5,
			Moore 1-6, M. Morris 1-6, Lauzon
			1-5; VT, Morgan 4-63, Royal 3-34,
			Clowney 2-56, Ore 1-13, King 1-6,
			Kinzer 1-4.

Maryland

Defense Picks Up the Slack in 28-9 Road Win

COLLEGE PARK, Md. — Virginia Tech overcame four turnovers and some uncharacteristic penalties to post a 28-9 Atlantic Coast Conference road victory against the University of Maryland.

Tech scored on just one of three first-half trips inside the red-zone during the Thursday night ESPN contest, but still managed a 7-3 advantage at the intermission.

In the second half, the Hokies' offense finally got on track, churning out 214 yards and three touchdowns on the ground.

While the offense was trying to find its rhythm, the Tech defense held the Terrapins to just three

points through the first 57 minutes of the game.


The Hokies registered 12 quarterback hurries, four sacks and a pair of interceptions on the way to limiting the Terps to 254 total yards of offense.

Quarterback Marcus Vick was picked off three times during the game, but more than compensated for it by accounting for 344 yards of offense. Vick rushed for 133 yards and a touchdown, while adding 211 passing yards.

Tailback Mike Imoh contributed two touchdown runs in the second half.



James Anderson makes a big stop in Tech's 28-9 win over Maryland.



Mike Imoh scores one of his two touchdowns against the Terrapins.

Hokies-Terrapins Game Notes

- When Virginia Tech failed to score in the opening quarter against Maryland, it marked the first time the Hokies had not scored in a quarter this season. Tech scored points in 24-straight quarters to start the season.
- After committing a combined total of two turnovers during its first six games of the season, the Hokies turned the ball over four times against Maryland. When Maryland recovered a **Mike Imoh** (Sr., Fairfax, Va.) fumble at its own 6-yard line, it marked Tech's first lost fumble of the season.
- Tech posted season highs (at the time) for rushing yards and total offense during the game. The Hokies rushed for 286 yards and finished with 497 total yards. Tech averaged seven yards per play on offense.

Byrd Stadium • College Park, Md.
Oct. 20, 2005 • Attendance: 54,838

Virginia Tech	0	7	7	14	— 28
Maryland	0	3	0	6	— 9

- VT (11:35 re 2nd) - Vick 8 run (Pace kick)
- MD (3:00 re 2nd) - FG Ennis 38
- VT (11:35 re 3rd) - Imoh 2 run (Pace kick)
- VT (10:45 re 4th) - Imoh 10 run (Pace kick)
- VT (6:47 re 4th) - Ore 4 run (Pace kick)
- MD (2:16 re 4th) - Fenner 10 pass from Hollenbach (pass failed)

Team Stats	VT	MD	Individual Leaders
First downs	25	16	Rushing — VT, Vick 16-133, Imoh 18-86, Ore 9-48, Bell 2-10, Royal 1-8, Morgan 1-3, Team 1-(2); MD, Ball 15-75, Lattimore 8-17, Hollenbach 8-25, Merrills 1-0, Walker 1-(1-).
Rushing yds.	48-286	33-96	Passing — VT, Vick 14-23-3-211; MD, Hollenbach 14-30-2-158.
Passing yds.	211	158	Receiving — VT, Clowney 3-76, Morgan 3-63, Royal 3-33, Imoh 3-21, King 1-11, Allen 1-7; MD Davis 4-48, Melendez 4-32, Fenner 3-63, Ball 2-9, Walker 1-6.
Return yds.	44	49	
Passes	14-23-3	14-30-2	
Punts-avg.	2-43.0	5-43.6	
Fumbles-lost	2-1	1-0	
Penalties-yds.	7-71	5-49	
Time of poss.	30:35	29:25	
Sacks by	4-28	1-8	

Boston College

GAME 8

Hokies Roll to 30-10 Win Over No. 13 Eagles

BLACKSBURG, Va. — Virginia Tech won the battle in the trenches on both sides of the ball to hand No. 13 Boston College a 30-10 loss in a Thursday night ESPN battle in Blacksburg.


Tech's defense held the top ranked offense in the Atlantic Coast Conference to 183 total yards, including just 27 yards on the ground. Meanwhile, the Hokies' offense piled up 492 total yards, grinding out 222 of those yards rushing against a BC defense that had allowed just 77.7 yards per game on the ground for the season.

Boston College held the Hokies to a pair of field goals in the first quarter and took a 7-6 lead early in the second quarter. Tech responded with a pair touchdowns

in the final seven minutes of the half to take control. A 15-yard TD run by receiver Eddie Royal put Tech on top for good, and quarterback Marcus Vick added a short touchdown pass to give the home team a 20-7 halftime lead.

Vick completed 22 of 28 passes for 280 yards and did not have an interception. He also added 52 yards rushing. Pace connected on three of his four field goal tries.

End Darryl Tapp led an aggressive Tech defense, posting six tackles, two quarterback sacks, a forced fumble and a forced interception. Linebacker Vince Hall registered his second touchdown of the season when he picked off a pass and returned it 13 yards for Tech's last score.



Darryl Tapp pressures the BC quarterback into throwing an errant pass that Vince Hall would intercept and return 13 yards for a touchdown.



Eddie Royal scores on a 15-yard reverse in the second quarter of the BC game.

Hokies-Eagles Game Notes

- Tech's win against Boston College gave the Hokies just their fifth 8-0 start in school history. Three of the previous 8-0 starts have come under Coach Frank Beamer (1999, 2000 & 2002). The Hokies' first 8-0 start came in 1905.
- Tailback **Cedric Humes** (r-Sr., Virginia Beach, Va.) returned to the starting lineup just 19 days after breaking the ulna bone in his right forearm during the game against Marshall.
- When Boston College scored in the second quarter to take a 7-6 lead, it marked the first time since Tech's opening game against NC State that the Hokies had trailed on the scoreboard. Tech trailed the Wolfpack 13-10 at the half, before tying the game in the third quarter, and eventually taking the lead for good with a fourth-quarter touchdown.
- Receiver **Eddie Royal's** (So., Herndon, Va.) rushing touchdown on a reverse was the second rushing TD of his career. Royal also scored on a reverse against Western Michigan in 2004.

Lane Stadium/Worsham Field • Blacksburg, Va.
Oct. 27, 2005 • Attendance: 65,115

Boston College	0	7	3	0	— 10
Virginia Tech	6	14	0	10	— 30

VT (9:25 re 1st)	- FG Pace 26
VT (3:24 re 1st)	- FG Pace 32
BC (11:37 re 2nd)	- Blackmon 29 pass from Porter (Troost kick)
VT (6:51 re 2nd)	- Royal 15 run (Pace kick)
VT (0:33 re 2nd)	- Morgan 3 pass from Vick (Pace kick)
BC (11:14 re 3rd)	- FG Troost 26
VT (13:30 re 4th)	- FG Pace 31
VT (3:16 re 4th)	- Hall 13 interception return (Pace kick)

Team Stats	BC	VT	
First downs	10	26	5-(-11); VT, Imoh 16-60, Vick 13-52, Miller 3-40, Ore 6-30, Royal 3-25, Bell 2-5.
Rushing yds.	21-27	53-212	Passing — BC, Porter
Passing yds.	156	280	13-24-1-139, Ryan 2-6-1-17; VT, Vick 22-28-0-280.
Return yds.	18	119	Receiving — BC, Blackmon 4-52, Miller 3-31, Lester 3-25, Whitworth 2-39, Callender 2-10, Marten 1-(-1); VT, Hyman 5-58, Clowney 3-58, Kinzer 3-20, Harper 2-53, Royal 2-27, King 2-24, Morgan 2-21, Imoh 1-12, Humes 1-7.
Passes	15-30-2	22-28-0	
Punts-avg.	7-45.4	4-38.5	
Fumbles-lost	1-0	2-1	
Penalties-yds.	4-20	6-46	
Time of poss.	20:55	39:05	
Sacks by	1-8	3-18	
Individual Leaders			
Rushing — BC, Callender 8-29, Whitworth 8-9, Porter			

2006 Toyota Gator Bowl

'Canes End Hokies' Winning Streak, 27-8

BLACKSBURG, Va. — No. 5 Miami blew by Virginia Tech, 27-7, handing the third-ranked Hokies their worst home loss in 13 seasons and knocking them from the ranks of the unbeaten.

The Hurricanes' top-ranked defense swamped Tech, forcing a season-high six turnovers and holding the Hokies to a season-low of 167 total yards offense. Miami forced four fumbles and intercepted a pair of passes,


leading to 17 points. One of the fumbles was recovered in Tech's end zone for a touchdown.

Miami's offense produced 152 yards rushing and 152 yards passing during the contest. Over half of those yards came on two time-eating drives — a 17-play, 82-yard touchdown drive that helped produce a 10-0 halftime lead and a 12-play, 73-yard drive that resulted in a third-quarter field goal.


Between turnovers and UM's defense, Tech never got on track offensively. The Hokies compiled just 53 yards in the first half.

The Hokies' only trip into the red zone resulted in a 2-yard

touchdown run by quarterback Marcus Vick in the fourth quarter. Vick, however, completed just eight of 22 passes and was pressured into all six turnovers.



Marcus Vick tries to pull away from a Hurricane defender.



Justin Harper heads upfield against Miami.

Hokies-Hurricanes Game Notes

- Miami's 20-point win was the biggest winning margin for a visiting team at Lane Stadium/Worsham Field since 1992, when the Hurricanes handed Tech a 43-23 loss. The 'Canes were ranked No. 1 in the nation at the time.
- Tech's loss to Miami snapped a 16-game winning streak in regular season games. The streak dated back to a 17-16 loss to NC State in Blacksburg last season. The Hokies lost in the postseason last year, dropping a 16-13 decision to No. 3 Auburn in the Sugar Bowl.
- Tech's six turnovers were the most for the Hokies since committing six at Boston College in 1998. Prior to turning the ball over six times against the 'Canes, Tech had committed a combined total of seven turnovers during its first eight games of the season.
- The game marked just the fourth time in its last 131 outings that Virginia Tech has been held to less than 10 points.

Lane Stadium/Worsham Field • Blacksburg, Va.
Nov. 5, 2005 • Attendance: 65,115

Miami	3	7	17	0	—	27
Virginia Tech	0	0	0	7	—	7

- UM (8:40 re 1st) - FG Peattie 27
- UM (9:49 re 2nd) - Jones 1 run (Peattie kick)
- UM (10:56 re 3rd) - FG Peattie 23
- UM (3:22 re 3rd) - Jenkins 9 pass from Wright (Peattie kick)
- UM (1:43 re 3rd) - Brown fumble recovery in end zone (Peattie kick)
- VT (8:06 re 4th) - Vick 2 run (Pace kick)

Team Stats	UM	VT	Individual Leaders
First Downs	17	13	Rushing — UM, Jones 24-97, Hill 6-32, T. Moss 6-26, Thomas 6-0, Team 1-(-1), Wright 1-(-2); VT, Ore 4-35, Humes 7-20, Imoh 6-15, Vick 17-7.
Rushes-yds.	43-152	34-77	Passing — UM, Wright 13-22-1-146, Freeman 2-3-0-6; VT, Vick 8-22-2-90.
Passing-yds.	152	90	Receiving — UM, Hill 4-35, S. Moss 4-27, Jenkins 3-33, Olsen 2-23, Moore 1-20, Leggett 1-14; VT, Harper 2-31, Ore 2-7, Clowney 1-22, Morgan 1-18, King 1-6, Kinzer 1-6.
Return-yds.	21	28	
Passes	15-25-1	8-22-2	
Punts-avg.	4-45.2	4-36.5	
Fumbles-lost	0-0	5-4	
Penalties-yds.	10-84	8-56	
Time of poss.	34:03	25:57	
Sacks by	4-28	1-2	

Tech Beats 'Hoos 52-14 For Commonwealth Cup

CHARLOTTESVILLE, Va. — Virginia Tech rebounded from its disappointing loss to Miami by posting a lopsided 52-14 victory against state-rival Virginia at a sold-out Harrison Field at Scott Stadium.

The Hokies' 52 points were the most points scored by either team in the series, which dates back to 1895.

The Hokies established control of the game early, scoring 24 unanswered points in the first half.

Tech added four rushing touchdowns in the third quarter, while pounding out 333 total yards on the ground.

Tailbacks Cedric Humes and Branden Ore combined for 228 of those rushing yards and five touchdowns, while quarterback Marcus Vick passed for a pair

of TDs. Even George Bell got into the action, posting 74 yards on the ground.

Tech's defense limited Virginia to 114 yards rushing and 254 yards overall.

End Darryl Tapp posted a pair of sacks and rover Aaron Rouse picked off two passes to lead the effort.



Cedric Humes (above) dives for one of his three rushing touchdowns against the Cavaliers. The Hokies celebrate (left) with the Commonwealth Cup following their 52-14 win over Virginia.



Hokies-Cavaliers Game Notes

• The Virginia game marked the first time since 2002 that the Hokies had two 100-yard rushers in a game. **Branden Ore** (r-Fr., Chesapeake, Va.) ran for 115 yards on 15 carries against the Cavaliers, while senior starter **Cedric Humes** (Virginia Beach, Va.) added 113 yards on 17 attempts. It marked the 28th time since 1962 that a pair of Tech backs had accomplished the feat and the fourth time it was done against Virginia. The last two Tech backs to rush for 100 yards or more in the same game were Lee Suggs (197) and Kevin Jones (132) against Rutgers in '02.

• Tech's 333 yards rushing against Virginia were the most for the Hokies since picking up 337 yards on the ground in a 51-7 win over Syracuse at Lane Stadium/Worsham Field in 2003. The last time Tech had more rushing yards in a road game was in 2002 when the Hokies gained 334 yards at Boston College on the way to a 28-23 win.

Harrison Field at Scott Stadium • Charlottesville, Va.
Nov. 19, 2005 • Attendance: 66,344

Virginia Tech	7	17	28	0	— 52
Virginia	0	0	7	7	— 14

- VT (5:55 re 1st) - Morgan 8 pass from Vick (Pace kick)
- VT (11:31 re 2nd) - FG Pace 32
- VT (7:20 re 2nd) - Humes 1 run (Pace kick)
- VT (1:24 re 2nd) - Royal 24 pass from Vick (Pace kick)
- UVa (11:44 re 3rd) - Lundy 9 run (Hughes kick)
- VT (8:16 re 3rd) - Humes 9 run (Pace kick)
- VT (4:51 re 3rd) - Ore 7 run (Pace kick)
- VT (2:31 re 3rd) - Humes 3 run (Pace kick)
- VT (0:00 re 3rd) - Ore 31 run (Pace kick)
- UVa (8:29 re 4th) - Lundy 11 run (Hughes kick)

Team Stats	VT	UVa	Individual Leaders
First downs	26	17	Rushing — VT, Ore 15-115, Humes 13-113, Bell 12-74, Vick 9-32, Hyman 1-1, Team 1-(-2); UVa, Lundy 15-67, Snelling 6-28, Hagans 9-19.
Rushes-yds.	55-339	30-130	Passing — VT, Vick 15-21-1-170; UVa, Hagans 17-30-2-140.
Passing yds.	170	140	Receiving — VT, Morgan 5-56, Royal 3-47, Clowney 3-42, Trott 2-10, Ore 1-10, Humes 1-5; UVa, Byers 5-54, Snelling 4-26, Mines 3-40, Lundy 3-10, Williams 2-10.
Return yds.	49	-5	
Passes	15-21-1	17-30-2	
Punts-avg.	2-40.0	4-44.0	
Fumbles-lost	1-0	1-1	
Penalties-yds.	4-49	1-7	
Time of poss.	38:23	21:37	
Sacks by	3-10	0-0	

North Carolina

Tech Clinches Coastal Division with 30-3 Win

BLACKSBURG, Va. — Stingy defense and a grinding second-half ground game powered Virginia Tech to a 30-3 home victory and a


spot in the first ACC Football Championship game. The Hokies led by a slim 6-3 margin at halftime before taking

control to win the ACC's Coastal Division crown. Tech's defense was outstanding the entire game, limiting the Tar Heels to 196

total yards, including just 36 on the ground. Defensive end Darryl Tapp posted two sacks, seven quarterback hurries and broke up two passes as Tech held UNC to just 60 yards over the final two quarters.

Tech benefited from an interception, a pair of blocked kicks and a goal-line stand that saw the Hokies hold North Carolina out of the end zone on four plays after the Tar Heels got a first-and-goal at the Hokies' 2-yard line.

Offensively, Tech turned to its running game in the second half when 31 of its 33 plays came on the ground. Senior Cedric Humes (134 yds.) and redshirt freshman Branden Ore (104) combined for 238 of Tech's 277 rushing yards as Tech scored 21 third-quarter points to ensure the victory.



Vince Hall and Aaron Rouse combine to knock the helmet off a North Carolina runner in Tech's 30-3 victory over the Tar Heels.

Hokies-Tar Heels Game Notes

- Tailback **Cedric Humes** (r-Sr., Virginia Beach, Va.) rushed for a career-high 134 yards during the game. Humes' previous best was 120 yards against Florida A&M in 2004.
- For the second straight game, Tech had two players rush for 100 yards or more in the same game. Humes and **Branden Ore** (r-Fr., Chesapeake, Va.) ran for 134 and 104 yards, respectively, against the Tar Heels. A week earlier, Ore accounted for 115 yards and Humes 113 yards during a win at Virginia. The last time Tech had two backs rush for over 100 yards in back-to-back games was in 2002 when Lee Suggs and Kevin Jones accomplished the feat in consecutive games against Boston College and Rutgers.
- The game marked the final home game for 19 Virginia Tech seniors, including 11 starters.

Lane Stadium/Worsham Field • Blacksburg, Va.
Nov. 26, 2005 • Attendance: 65,115

North Carolina	0	3	0	0	—	3
Virginia Tech	0	6	21	3	—	30

- VT (10:30 re 2nd) - King 1 pass from Vick (Pace kick failed)
- UNC (0:01 re 2nd) - FG Barth 25
- VT (9:42 re 3rd) - Humes 1 run (Pace kick)
- VT (4:57 re 3rd) - Ore 4 run (Pace kick)
- VT (1:35 re 3rd) - Humes 3 run (Pace kick)
- VT (10:49 re 4th) - FG Pace 44

Team Stats	UNC	VT
First Downs	11	22
Rushes-yds.	22-36	53-277
Passing yds.	160	61
Return yds.	45	12
Passes	15-41-1	8-15-1
Punts-avg.	7-34.6	3-50.3
Fumbles-lost	0-0	1-1
Penalties-yds.	8-69	9-74
Time of poss.	28:43	31:17
Sacks by	3-22	3-22

Individual Leaders
Rushing — UNC, McGill 12-34, Warren 3-5, Baker 7-(-3); VT, Humes 20-133, Ore 17-104, Bell 7-40, Vick 7-1, Team 2-(-2).
Passing — UNC, Baker 15-41-1 1-160; VT, Vick 8-15-1-61.
Receiving — UNC, Holley 4-49, Pollock 4-26, Mitchell 2-28, McGill 2-18, Mason 2-16, Hamlett 1-23; VT, Clowney 2-18, Hyman 2-16, Morgan 1-11, Harper 1-9, Ore 1-6, King 1-1.



Florida State

GAME 12

Hokies Fall to Seminoles In ACC Championship Game, 27-22

JACKSONVILLE, Fla. — Untimely penalties and a punt return for a touchdown early in the third quarter proved too much for a comeback as the fifth-ranked Hokies fell to Florida State 27-22 in the inaugural Dr. Pepper ACC Championship Game.

The game was a defensive struggle from the beginning as both teams managed just a field goal in the first half. In the third quarter, Willie Reid scored the first-ever touchdown in ACC Championship Game history with an 83-yard punt return for a score to give Florida State a 10-3 lead. The Seminoles went on to score two more touchdowns and added a field goal to take a 27-3 lead into the final quarter.


In the final stanza, the Hokies mounted a big comeback, but fell just short. Marcus Vick found Josh Morgan for a 28-yard scoring play with just under 14 minutes left and then Vick scored on a 4-yard run just over two minutes later to make it a 27-15 game.

Tech's defense rebounded strong in the final quarter after giving up 24 points in the third quarter to keep the Hokies in the game. Vick scored again — this time on a 1-yard run — with 1:45 left to cut the lead to five. An onside kick failed and the Seminoles celebrated the victory.

Josh Morgan hauls in a 50-yarder against the Seminoles.



Xavier Adibi makes a fourth-quarter stop as the Hokies were attempting a comeback in their loss to FSU in the ACC title game.



Hokies-Seminoles Game Notes

- Virginia Tech committed a season-high 17 penalties for 143 yards after coming in as one of the least-penalized teams in the country. The 143 yards in penalties were the most since 1983, when the Hokies had 163 yards versus Wake Forest.
- The Hokies ran for a season-low 41 net yards on 31 attempts. The 41 yards were the lowest totaled in a game since Tech rushed for just 15 yards at Pittsburgh in 2001.
- Quarterback **Marcus Vick** (r-Jr., Newport News, Va.) threw for a career-high 335 yards in the game, throwing one touchdown pass. His 52 attempts were one shy of tying the school record for attempts in a game, set by Don Strock in 1972 against Houston. Vick's 26 completions were also a career-high.
- **Josh Morgan** (So., Washington, D.C.) set new career highs with seven receptions for 128 yards.

Alltel Stadium • Jacksonville, Fla.
Dec. 3, 2005 • Attendance: 72,749

Virginia Tech	3	0	0	19	—	22
Florida State	3	0	24	0	—	27

FSU (11:34 re 1st)	- FG Cismesia 31
VT (1:12 re 1st)	- FG Pace 45
FSU (13:46 re 3rd)	- Reid 83 punt return (Cismesia kick)
FSU (10:47 re 3rd)	- Washington 14 run (Cismesia kick)
FSU (4:42 re 3rd)	- FG Cismesia 41
FSU (0:35 re 3rd)	- Davis 6 pass from Weatherford (Cismesia kick)
VT (13:29 re 4th)	- Morgan 28 pass from Vick (pass failed)
VT (10:57 re 4th)	- Vick 4 run (pass failed)
VT (1:45 re 4th)	- Vick 1 run (Pace kick)

Team Stats	VT	FSU
First Downs	24	15
Rushes-yds.	31-41	24-47
Passing yds.	335	225
Return yds.	23	98
Passes	26-52-1	21-35-0
Punts-avg.	7-41.7	8-42.5
Fumbles-lost	4-1	0-0
Penalties-yds.	17-143	12-114
Time of poss.	35:09	24:51
Sacks by	1-3	6-35

Individual Leaders

Rushing — VT, Vick 17-11, Royal 1-9, Ore 5-7, Humes 5-7, Imoh 3-4, Brown 0-3; FSU, Booker 7-31, Washington 11-30, Weatherford 2-(-3), Team 4-(-11).
Passing — VT, Vick 26-52-1-335; FSU, Weatherford 21-35-0-225.
Receiving — VT, Morgan 7-128, Royal 4-43, Clowney 4-35, King 3-35, Humes 3-34, Kinzer 2-16, Harper 1-35, Allen 1-5, Imoh 1-4; FSU, Reid 5-79, Carr 4-78, Davis 4-21, Fagg 3-37, Carter 2-(-2), Rouse 1-6, Henshaw 1-4, Washington 1-2.

2006 Toyota Gator Bowl

2005 Statistics

RECORD:	OVERALL	HOME	AWAY	NEUTRAL
ALL GAMES	10-2-0	5-1-0	5-0-0	0-1-0
CONFERENCE	7-1-0	3-1-0	4-0-0	0-0-0
NON-CONFERENCE	3-1-0	2-0-0	1-0-0	0-1-0

Date	Opponent	Score	Attend
* Sep 04, 2005	at NC State	W 20-16	57500
* Sep 10, 2005	at Duke	W 45-0	25014
Sep 17, 2005	OHIO	W 45-0	65115
* Sep 24, 2005	#15 GEORGIA TECH	W 51-7	65115
Oct 01, 2005	at West Virginia	W 34-17	60193
Oct 08, 2005	MARSHALL	W 41-14	65115
* Oct 20, 2005	at Maryland	W 28-9	54838
* Oct 27, 2005	#13 BOSTON COLLEGE	W 30-10	65115
* Nov 05, 2005	#5 MIAMI	L 7-27	65115
* Nov 19, 2005	at Virginia	W 52-14	63344
* Nov 26, 2005	NORTH CAROLINA	W 30-3	65115
# Dec 03, 2005	vs Florida State	L 22-27	72749

* - Atlantic Coast Conference Game
- ACC Championship Game

SCORE BY QUARTERS	1st	2nd	3rd	4th	Total
Virginia Tech	71	99	134	101	405
Opponents	13	47	61	23	144

RUSHING	GP	Att	Gain	Loss	Net	Avg	TD	Long	Avg/G
Cedric Humes	11	140	664	25	639	4.6	10	41	58.1
Branden Ore	11	98	593	2	591	6.0	6	45	53.7
Mike Imoh	9	106	450	31	419	4.0	4	23	46.6
Marcus Vick	12	134	597	227	370	2.8	6	38	30.8
George Bell	10	42	198	6	192	4.6	2	27	21.3
Eddie Royal	12	10	79	0	79	7.9	1	17	6.6
Jeremy Gilchrist	10	1	14	0	14	14.0	0	14	1.4
John Candelas	12	3	12	0	12	4.0	0	7	1.1
Duane Brown	12	0	3	0	3	0.0	0	0	0.2
Josh Morgan	12	1	3	0	3	3.0	0	3	0.2
Cory Holt	6	3	7	6	1	0.3	0	7	0.2
Josh Hyman	12	1	1	0	1	1.0	0	1	0.1
Nic Schmitt	12	1	0	13	-13	-13.0	0	0	-1.1
TEAM	11	11	0	19	-19	-1.7	0	0	-1.7
Total	12	551	2621	329	2292	4.2	29	45	191.0
Opponents	12	372	1411	324	1087	2.9	6	44	90.6

PASSING	G	Effic	Att-Cmp-Int	Pct	Yds	TD	Lng	Avg/G
Marcus Vick	12	141.59	166-268-10	61.9	2190	15	52	182.5
Cory Holt	6	116.83	4-12-0	33.3	80	1	38	13.3
Total	12	140.53	170-280-10	60.7	2270	16	52	189.2
Opponents	12	91.91	177-350-16	50.6	1789	8	59	149.1

TEAM STATISTICS	VT	OPP
SCORING	405	144
Points Per Game	33.8	12.0
FIRST DOWNS	261	159
Rushing	136	70
Passing	106	76
Penalty	19	13
RUSHING YARDAGE	2292	1087
Yards gained rushing	2621	1411
Yards lost rushing	329	324
Rushing Attempts	551	372
Average Per Rush	4.2	2.9
Average Per Game	191.0	90.6
TDs Rushing	29	6
PASSING YARDAGE	2270	1789
Att-Cmp-Int	280-170-10	350-177-16
Average Per Pass	8.1	5.1
Average Per Catch	13.4	10.1
Average Per Game	189.2	149.1
TDs Passing	16	8
TOTAL OFFENSE	4562	2876
Total Plays	831	722
Average Per Play	5.5	4.0
Average Per Game	380.2	239.7
KICK RETURNS: #-YARDS	20-379	45-902
PUNT RETURNS: #-YARDS	45-395	15-182
INT RETURNS: #-YARDS	16-241	10-65
KICK RETURN AVERAGE	19.0	20.0
PUNT RETURN AVERAGE	8.8	12.1
INT RETURN AVERAGE	15.1	6.5
FUMBLES-LOST	25-8	15-7
PENALTIES-YARDS	74-604	86-702
Average Per Game	50.3	58.5
PUNTS-YARDS	46-1944	79-3308
Average Per Punt	42.3	41.9
Net punt average	34.4	35.9
TIME OF POSSESSION/GAME	32:19	27:41
3RD-DOWN CONVERSIONS	67/156	55/171
3rd-Down Pct	43%	32%
4TH-DOWN CONVERSIONS	8/14	7/12
4th-Down Pct	57%	58%
SACKS BY-YARDS	33-189	31-194
MISC YARDS	20	5
TOUCHDOWNS SCORED	51	16
FIELD GOALS-ATTEMPTS	17-20	11-17
PAT-ATTEMPTS	48-49	15-15
ATTENDANCE	390690	260889
Games/Avg Per Game	6/65115	5/52178
Neutral Site Games		1/72749

DEFENSIVE LEADERS	Tackles				TFL/Yds	-Sacks-	Pass Def			-Fumbles-		Blkd	
	GP	Solo	Ast	Total			Int-Yds	BrUp	QBH	Rcv-Yds	FF	Kick	Saf
9 Vince Hall	12	39	64	103	7.5-17	2.0-8	2-13	7	14	1-15	.	.	
42 James Anderson	12	38	39	77	8.0-35	3.0-7	1-0	4	3	.	1	.	
36 Aaron Rouse	12	32	41	73	4.5-7	.	4-52	5	.	1-0	1	.	
11 Xavier Adibi	12	25	40	65	7.0-17	3.0-7	2-50	4	4	.	.	.	
55 Darryl Tapp	12	24	21	45	12.5-69	10.0-58	.	3	34	.	3	1	
2 Jimmy Williams	12	22	22	44	2.0-17	1.0-11	1-0	5	4	.	.	.	
49 Chris Ellis	12	14	24	38	9.0-31	4.5-23	1-29	3	13	.	1	.	
56 Jonathan Lewis	12	14	21	35	7.0-45	4.0-36	.	2	19	.	.	.	
71 Tim Sandidge	12	12	23	35	4.0-17	2.0-14	.	.	5	.	.	.	
25 D.J. Parker	12	10	21	31	2	.	1-5	.	
27 Justin Hamilton	12	12	19	31	1.5-3	.	3-60	4	
15 Roland Minor	12	17	12	29	0.5-1	.	2-37	3	.	1-0	.	.	
96 Noland Burchette	12	7	16	23	2.5-17	2.0-17	.	.	16	1-0	1	.	
91 Orion Martin	12	9	12	21	1.5-6	0.5-2	.	3	7	.	.	.	
18 Brandon Flowers	12	12	6	18	1.5-6	.	.	3	
31 Brenden Hill	9	5	10	15	
30 Cary Wade	12	6	8	14	
59 Barry Booker	11	2	11	13	2.0-9	.	.	.	4	1-0	.	.	
40 Blake Warren	12	5	8	13	.	.	.	1	
33 Brett Warren	12	1	12	13	1.0-5	
99 Carlton Powell	12	3	9	12	1.5-7	0.5-4	.	.	3	.	.	.	
1 Victor Harris	12	6	5	11	.	.	.	2	.	.	.	1	
45 Purnell Sturdivant	12	4	5	9	
41 Jordan Trott	12	3	3	6	
21 Ryan Hash	12	2	4	6	
75 Kory Robertson	10	2	3	5	0.5-1	.	.	.	4	.	.	.	
90 Jeff King	12	4	.	4	1	
13 Corey Gordon	12	1	3	4	.	.	.	1	
48 Cory Price	6	1	1	2	1-0	.	.	
86 Omar Hashish	4	.	2	2	0.5-2	0.5-2	
17 Josh Morgan	12	2	.	2	
98 Jared Develli	11	1	1	2	
4 Eddie Royal	12	2	.	2	
6 Andrew Bowman	3	.	1	1	0.5-1	
23 Nic Schmitt	12	.	1	1	
34 George Bell	10	1	.	1	
35 Stevie Ray Lloyd	4	.	1	1	
46 Brandon Pace	12	.	1	1	
47 Theodore Miller	2	.	1	1	
90 Greg Kezmarsky	2	1	.	1	
53 Nick Leeson	12	.	1	1	
20 Mike Imoh	9	1	.	1	
29 Chad Grimm	4	.	1	1	
Total	12	340	473	813	75-313	33-189	16-241	52	130	7-20	7	3	
Opponents	12	449	487	936	73.5-288	31-194	10-65	39	15	8-5	12	.	

RECEIVING	G	No.	Yds	Avg	TD	Long	Avg/G
David Clowney	12	32	550	17.2	3	52	45.8
Josh Morgan	12	28	471	16.8	4	50	39.2
Eddie Royal	12	25	314	12.6	2	42	26.2
Jeff King	12	23	265	11.5	5	28	22.1
Justin Harper	12	14	233	16.6	0	43	19.4
Josh Hyman	12	11	153	13.9	0	35	13.9
Cedric Humes	11	10	71	7.1	0	13	6.5
John Kinzer	12	9	103	11.4	1	38	8.6
Mike Imoh	9	7	40	5.7	0	15	4.4
Branden Ore	11	5	36	7.2	0	13	3.3
Jesse Allen	12	3	15	5.0	1	7	1.2
Jordan Trott	12	2	10	5.0	0	6	0.9
Jeremy Gilchrist	10	1	9	9.0	0	9	0.9
Total	12	170	2270	13.4	16	52	189.2
Opponents	12	177	1789	10.1	8	59	149.1

PUNT RETURNS	No.	Yds	Avg	TD	Long
Eddie Royal	31	250	8.1	0	29
Josh Morgan	9	105	11.7	0	44
Mike Imoh	4	35	8.8	0	23
TEAM	1	5	5.0	0	5
Total	45	395	8.8	0	44
Opponents	15	182	12.1	1	83

KICK RETURNS	No.	Yds	Avg	TD	Long
Eddie Royal	12	260	21.7	0	36
Mike Imoh	4	59	14.8	0	20
Josh Morgan	2	22	11.0	0	12
Jordan Trott	1	8	8.0	0	8
David Clowney	1	30	30.0	0	30
Total	20	379	19.0	0	36
Opponents	45	902	20.0	0	43

INTERCEPTIONS	No.	Yds	Avg	TD	Long
Aaron Rouse	4	52	13.0	0	25
Justin Hamilton	3	60	20.0	0	46
Vince Hall	2	13	6.5	1	13
Roland Minor	2	37	18.5	1	23
Xavier Adibi	2	50	25.0	1	25
Jimmy Williams	1	0	0.0	0	0
James Anderson	1	0	0.0	0	0
Chris Ellis	1	29	29.0	1	29
Total	16	241	15.1	4	46
Opponents	10	65	6.5	0	23

FUMBLE RETURNS	No.	Yds	Avg	TD	Long
Vince Hall	1	15	15.0	1	15
D.J. Parker	1	5	5.0	0	5
Total	2	20	10.0	1	15
Opponents	1	5	5.0	1	5

SCORING	TD	FGs	PATs						Saf	Points
			Kick	Rush	Rcv	Pass	DXP	Pass		
Brandon Pace	0	17-20	48-49	0-0	0	0-0	0	0	99	
Cedric Humes	10	0-0	0-0	0-0	0	0-0	0	0	60	
Branden Ore	6	0-0	0-0	0-0	0	0-0	0	0	36	
Marcus Vick	6	0-0	0-0	0-0	0	0-2	0	0	36	
Jeff King	5	0-0	0-0	0-0	0	0-0	0	0	30	
Mike Imoh	4	0-0	0-0	0-0	0	0-0	0	0	24	
Josh Morgan	4	0-0	0-0	0-0	0	0-0	0	0	24	
David Clowney	3	0-0	0-0	0-0	0	0-0	0	0	18	
Eddie Royal	3	0-0	0-0	0-0	0	0-0	0	0	18	
George Bell	2	0-0	0-0	0-0	0	0-0	0	0	12	
Vince Hall	2	0-0	0-0	0-0	0	0-0	0	0	12	
John Kinzer	1	0-0	0-0	0-0	0	0-0	0	0	6	
D.J. Parker	1	0-0	0-0	0-0	0	0-0	0	0	6	
Chris Ellis	1	0-0	0-0	0-0	0	0-0	0	0	6	
Jesse Allen	1	0-0	0-0	0-0	0	0-0	0	0	6	
Roland Minor	1	0-0	0-0	0-0	0	0-0	0	0	6	
Xavier Adibi	1	0-0	0-0	0-0	0	0-0	0	0	6	
Total	51	17-20	48-49	0-0	0	0-2	0	0	405	
Opponents	16	11-17	15-15	0-0	0	0-1	0	0	144	

TOTAL OFFENSE	G	Plays	Rush	Pass	Total	Avg/G
Marcus Vick	12	402	370	2190	2560	213.3
Cedric Humes	11	140	639	0	639	58.1
Branden Ore	11	98	591	0	591	53.7
Mike Imoh	9	106	419	0	419	46.6
George Bell	10	42	192	0	192	21.3
Cory Holt	6	15	1	80	81	13.5
Eddie Royal	12	10	79	0	79	6.6
Jeremy Gilchrist	10	1	14	0	14	1.4
John Kinzer	12	3	12	0	12	1.1
Josh Morgan	12	1	3	0	3	0.2
Duane Brown	12	0	3	0	3	0.2
Josh Hyman	12	1	1	0	1	0.1
Nic Schmitt	12	1	-13	0	-13	-1.1
TEAM	11	11	-19	0	-19	-1.7
Total	12	831	2292	2270	4562	380.2
Opponents	12	722	1087	1789	2876	239.7

FIELD GOALS	FGM-FGA	Pct	01-19	20-29	30-39	40-49	50-99	Lg	Blk
Brandon Pace	17-20	85.0	1-1	5-6	6-7	5-6	0-0	45	0

FG SEQUENCE	Virginia Tech	OPPONENTS
NC State	(44),(28)	(33),(27),(35)
Duke	44,(31)	-
Ohio	(35)	36
Georgia Tech	(40),(29),(25)	[35],43
West Virginia	(35),(41)	(21)
Marshall	(19),(23)	-
Maryland	20	(38),38,47
Boston College	(26),(32),(31),31	(26)
Miami	-	(27),(24)
Virginia	(32)	-
North Carolina	(44)	[33],(25)
Florida State	(45)	(31),(41)

Numbers in (parentheses) indicate field goal was made.
Numbers in [brackets] indicate field goal was blocked.

PUNTING	No.	Yds	Avg	Long	TB	FC	I20	Blkd
Nic Schmitt	46	1944	42.3	65	9	4	14	0
Total	46	1944	42.3	65	9	4	14	0
Opponents	79	3308	41.9	55	4	11	11	1

ALL PURPOSE	G	Rush	Rec	PR	KOR	IR	Tot	Avg/G
Eddie Royal	12	79	314	250	260	0	903	75.2
Cedric Humes	11	639	71	0	0	0	710	64.5
Branden Ore	11	591	36	0	0	0	627	57.0
Josh Morgan	12	3	471	105	22	0	601	50.1
David Clowney	12	0	550	0	30	0	580	48.3
Mike Imoh	9	419	40	35	59	0	553	61.4
Marcus Vick	12	370	0	0	0	0	370	30.8
Jeff King	12	0	265	0	0	0	265	22.1
Justin Harper	12	0	233	0	0	0	233	19.4
George Bell	10	192	0	0	0	0	192	21.3
Josh Hyman	12	1	153	0	0	0	154	14.0
John Kinzer	12	0	103	0	0	0	103	8.6
Justin Hamilton	12	0	0	0	0	60	60	5.0
Aaron Rouse	12	0	0	0	0	52	52	4.3
Xavier Adibi	12	0	0	0	0	50	50	4.2
Roland Minor	12	0	0	0	0	37	37	3.1
Chris Ellis	12	0	0	0	0	29	29	2.4
Jeremy Gilchrist	10	14	9	0	0	0	23	2.3
Jordan Trott	12	0	10	0	8	0	18	1.6
Jesse Allen	12	0	15	0	0	0	15	1.2
Vince Hall	12	0	0	0	0	13	13	1.1
John Candelas	12	12	0	0	0	0	12	1.1
Duane Brown	12	3	0	0	0	0	3	0.2
Cory Holt	6	1	0	0	0	0	1	0.2
Nic Schmitt	12	-13	0	0	0	0	-13	-1.1
TEAM	11	-19	0	5	0	0	-14	-1.3
Total	12	2292	2270	395	379	241	5577	464.8
Opponents	12	1087	1789	182	902	65	4025	335.4

2006 Toyota Gator Bowl

2005 Superlatives

Tech Individual Game Highs

Rushes	22	Cedric Humes at West Virginia (Oct 01, 2005)
Yards Rushing	146	Branden Ore vs Marshall (Oct 08, 2005)
TD Rushes	3	Cedric Humes at Virginia (Nov 19, 2005)
Long Rush	45	Branden Ore vs Marshall (Oct 08, 2005)
Pass attempts	52	Marcus Vick vs Florida State (Dec 03, 2005)
Pass completions	26	Marcus Vick vs Florida State (Dec 03, 2005)
Yards Passing	335	Marcus Vick vs Florida State (Dec 03, 2005)
TD Passes	3	Marcus Vick at Duke (Sep 10, 2005)
Long Pass	52	Marcus Vick vs Ohio (Sep 17, 2005)
Receptions	7	Josh Morgan vs Florida State (Dec 03, 2005)
Yards Receiving	128	Josh Morgan vs Florida State (Dec 03, 2005)
TD Receptions	1	David Clowney at NC State (Sep 04, 2005)
		Josh Morgan at Duke (Sep 10, 2005)
		David Clowney at Duke (Sep 10, 2005)
		Jeff King at Duke (Sep 10, 2005)
		Jesse Allen vs Ohio (Sep 17, 2005)
		John Kinzer vs Ohio (Sep 17, 2005)
		Jeff King vs Ohio (Sep 17, 2005)
		Jeff King vs Georgia Tech (Sep 24, 2005)
		Eddie Royal at West Virginia (Oct 01, 2005)
		Jeff King at West Virginia (Oct 01, 2005)
		David Clowney vs Marshall (Oct 08, 2005)
		Josh Morgan vs Boston College (Oct 27, 2005)
		Eddie Royal at Virginia (Nov 19, 2005)
		Josh Morgan at Virginia (Nov 19, 2005)
		Jeff King vs North Carolina (Nov 26, 2005)
		Josh Morgan vs Florida State (Dec 03, 2005)
Long Reception	52	David Clowney vs Ohio (Sep 17, 2005)
Field Goals	3	Brandon Pace vs Georgia Tech (Sep 24, 2005)
		Brandon Pace vs Boston College (Oct 27, 2005)
Long Field Goal	45	Brandon Pace vs Florida State (Dec 03, 2005)
Punts	7	Nic Schmitt vs Florida State (Dec 03, 2005)
Punting Avg	52.0	Nic Schmitt vs Marshall (Oct 08, 2005)
Long Punt	65	Nic Schmitt vs Marshall (Oct 08, 2005)
Long Punt Return	44	Josh Morgan at Duke (Sep 10, 2005)
Long Kickoff Return	36	Eddie Royal vs Georgia Tech (Sep 24, 2005)
Tackles	14	Vince Hall at Maryland (Oct 20, 2005)
Sacks	2.0	Darryl Tapp at Duke (Sep 10, 2005)
		Jonathan Lewis at Maryland (Oct 20, 2005)
		Darryl Tapp vs Boston College (Oct 27, 2005)
		Darryl Tapp at Virginia (Nov 19, 2005)
		Darryl Tapp vs North Carolina (Nov 26, 2005)
Tackles For Loss	2.5	Darryl Tapp at Virginia (Nov 19, 2005)
Interceptions	2	Aaron Rouse at NC State (Sep 04, 2005)
		Aaron Rouse at Virginia (Nov 19, 2005)

Tech Team Game Highs

Rushes	55	at Virginia (Nov 19, 2005)
Yards Rushing	333	at Virginia (Nov 19, 2005)
Yards Per Rush	6.1	at Virginia (Nov 19, 2005)
TD Rushes	5	at Virginia (Nov 19, 2005)
Pass attempts	52	vs Florida State (Dec 03, 2005)
Pass completions	26	vs Florida State (Dec 03, 2005)
Yards Passing	335	vs Florida State (Dec 03, 2005)
Yards Per Pass	13.5	vs Ohio (Sep 17, 2005)
TD Passes	3	at Duke (Sep 10, 2005)
		vs Ohio (Sep 17, 2005)
Total Plays	83	vs Florida State (Dec 03, 2005)
Total Offense	503	at Virginia (Nov 19, 2005)
Yards Per Play	7.0	at Maryland (Oct 20, 2005)
Points	52	at Virginia (Nov 19, 2005)
Sacks By	5	at Duke (Sep 10, 2005)
First Downs	26	vs Boston College (Oct 27, 2005)
		at Virginia (Nov 19, 2005)
Penalties	17	vs Florida State (Dec 03, 2005)
Penalty Yards	143	vs Florida State (Dec 03, 2005)
Turnovers	6	vs Miami (Nov 05, 2005)
Interceptions By	2	at NC State (Sep 04, 2005)
		vs Ohio (Sep 17, 2005)
		vs Georgia Tech (Sep 24, 2005)
		at Maryland (Oct 20, 2005)
		vs Boston College (Oct 27, 2005)
		at Virginia (Nov 19, 2005)

Opponent Individual Game Highs

Rushes	24	Charlie Jones, vs Miami (Nov 05, 2005)
Yards Rushing	99	Ahmad Bradshaw, vs Marshall (Oct 08, 2005)
TD Rushes	2	Wali Lundy, at Virginia (Nov 19, 2005)
Long Rush	44	DaJuan Morgan, at NC State (Sep 04, 2005)
		Steve Slaton, at West Virginia (Oct 01, 2005)
Pass attempts	43	Jay Davis, at NC State (Sep 04, 2005)
Pass completions	27	Jay Davis, at NC State (Sep 04, 2005)
Yards Passing	311	Jay Davis, at NC State (Sep 04, 2005)
TD Passes	2	Pat White at West Virginia (Oct 01, 2005)
Long Pass	59	Reggie Ball, vs Georgia Tech (Sep 24, 2005)
Receptions	8	Tramain Hall at NC State (Sep 04, 2005)
Yards Receiving	123	Calvin Johnson, vs Georgia Tech (Sep 24, 2005)
TD Receptions	1	Calvin Johnson, vs Georgia Tech (Sep 24, 2005)
		Dorrell Jalloh, at West Virginia (Oct 01, 2005)
		Mic Villagrana, at West Virginia (Oct 01, 2005)
		Chubb Small, vs Marshall (Oct 08, 2005)
		Derrick Fenner, at Maryland (Oct 20, 2005)
		Will Blackmon, vs Boston College (Oct 27, 2005)
		Darnell Jenkins, vs Miami (Nov 05, 2005)
		Chris Davis, vs Florida State (Dec 03, 2005)
Long Reception	59	Calvin Johnson, vs Georgia Tech (Sep 24, 2005)
Field Goals	3	John Deraney, at NC State (Sep 04, 2005)
Long Field Goal	41	Gary Cismesia, vs Florida State (Dec 03, 2005)
Punts	11	Ben Arndt, vs Georgia Tech (Sep 24, 2005)
Punting Avg	45.4	Johnny Ayers, vs Boston College (Oct 27, 2005)
Long Punt	55	Matthew Miller, vs Ohio (Sep 17, 2005)
		Ben Arndt, vs Georgia Tech (Sep 24, 2005)
		Johnny Ayers, vs Boston College (Oct 27, 2005)
Long Punt Return	83	Willie Reid, vs Florida State (Dec 03, 2005)
Long Kickoff Return	43	Will Blackmon, vs Boston College (Oct 27, 2005)
Tackles	16	Larry Edwards, vs North Carolina (Nov 26, 2005)
Sacks	2.0	Rocky McIntosh, vs Miami (Nov 05, 2005)
		Tommy Davis, vs North Carolina (Nov 26, 2005)
		Lawrence Timmons, vs Florida State (Dec 03, 2005)
Tackles For Loss	3.0	Rocky McIntosh, vs Miami (Nov 05, 2005)
Interceptions	2	Kelly Jennings, vs Miami (Nov 05, 2005)

Opponent Team Game Highs

Rushes	44	vs Marshall (Oct 08, 2005)
Yards Rushing	164	vs Marshall (Oct 08, 2005)
Yards Per Rush	4.4	at West Virginia (Oct 01, 2005)
TD Rushes	2	at Virginia (Nov 19, 2005)
Pass attempts	44	at NC State (Sep 04, 2005)
Pass completions	27	at NC State (Sep 04, 2005)
Yards Passing	311	at NC State (Sep 04, 2005)
Yards Per Pass	7.4	at West Virginia (Oct 01, 2005)
TD Passes	2	at West Virginia (Oct 01, 2005)
Total Plays	73	at NC State (Sep 04, 2005)
Total Offense	438	at NC State (Sep 04, 2005)
Yards Per Play	6.0	at NC State (Sep 04, 2005)
Points	27	vs Miami (Nov 05, 2005)
		vs Florida State (Dec 03, 2005)
Sacks By	6	vs Florida State (Dec 03, 2005)
First Downs	21	at NC State (Sep 04, 2005)
Penalties	12	at NC State (Sep 04, 2005)
		vs Florida State (Dec 03, 2005)
Penalty Yards	114	vs Florida State (Dec 03, 2005)
Turnovers	3	at NC State (Sep 04, 2005)
		vs Ohio (Sep 17, 2005)
		vs Georgia Tech (Sep 24, 2005)
		at Virginia (Nov 19, 2005)
Interceptions By	3	at Maryland (Oct 20, 2005)

ACC Standings & Honors

2005 ACSMA/AP All-ACC Football Team

(Total Points) -- 72 Total Ballots / Maximum 144 Points

Offense

Quarterback
Running Back

Wide Receiver

Tight End

Tackle

Guard

Center

First Team

Marcus Vick, Jr., Virginia Tech (118)
Chris Barclay, Sr., Wake Forest (144)#
Tyrone Moss, Jr., Miami (98)
Calvin Johnson, So., Georgia Tech (144)#
Chansi Stuckey, Jr., Clemson (118)
Vernon Davis, Jr., Maryland (132)

Eric Winston, Sr., Miami (121)
D'Brickshaw Ferguson, Sr., Virginia (101)
Jason Murphy, Sr., Virginia Tech (95)
Kyle Ralph, Sr., North Carolina (85)
Will Montgomery, Sr., Virginia Tech (85)

Second Team

Charlie Whitehurst, Sr., Clemson (46)
Lance Ball, So., Maryland (69)
P.J. Daniels, Sr., Georgia Tech (67)
Will Blackmon, Sr., Boston College (39)
Greg Carr, Fr., Florida State (29)
Jeff King, Sr., Virginia Tech (26)
T.J. Williams, Sr., NC State (26)
Jimmy Martin, Sr., Virginia Tech (43)
Jeremy Trueblood, Sr., Boston College (42)
Josh Beekman, Jr., Boston College (79)
Roman Fry, Jr., Clemson (63)
Pat Ross, Sr., Boston College (36)

Honorable Mention (20 points or more)

QB - Kyle Wright, So., Miami (29)
RB - James Davis, Fr., Clemson (21)
WR - Jesse Holley, Jr., North Carolina (28); Deyon Williams, Jr., Virginia (28); Sinorice Moss, Sr., Miami (23)
TE - Greg Olsen, So., Miami (25)
OT - Steve Vallos, Jr., Wake Forest (33); Brad Honeycutt, Sr., Georgia Tech (26)
OG - Tony Tella, Sr., Miami (52); Tyler McMeans, Sr., Miami (47)
C - David Castillo, Sr., Florida State (31)

Defense

Defensive Line

Linebacker

Defensive Back

First Team

Mathias Kiwanuka, Sr., Boston College (142)
Darryl Tapp, Sr., Virginia Tech (123)
Mario Williams, Jr., NC State (118)
Manny Lawson, Sr., NC State (95)
D'Qwell Jackson, Sr., Maryland (141)
Stephen Tulloch, Jr., NC State (79)
Kai Parham, Jr., Virginia (78)
Jimmy Williams, Sr., Virginia Tech (114)
Kelly Jennings, Sr., Miami (107)
Tye Hill, Sr., Clemson (92)
John Talley, Jr., Duke (81)

Second Team

Eric Henderson, Sr., Georgia Tech (71)
Brodrick Bunkley, Sr., Florida State (64)
Kameron Wimbley, Sr., Florida State (52)
Jonathan Lewis, Sr., Virginia Tech (35)
A.J. Nicholson, Sr., Florida State (67)
Vince Hall, So., Virginia Tech (62)
Gerris Wilkinson, Sr., Georgia Tech (38)
Brandon Meriweather, Jr., Miami (78)
Josh Gattis, Jr., Wake Forest (64)
Marcus Hamilton, Jr., Virginia (53)
Dawan Landry, Sr., Georgia Tech (35)

Honorable Mention (20 points or more)

DL - Orien Harris, Sr., Miami (31); Gaines Adams, Jr., Clemson (26); Tommy Davis, Sr., North Carolina (22)
LB - Anthony Waters, Jr., Clemson (32); Jon Abbate, So., Wake Forest (27); Ernie Sims, Jr., Florida State (23); Roger McIntosh, Sr., Miami (21); Tommy Richardson, Sr., North Carolina (20)
DB - Marcus Hudson, Sr., NC State (29); Jamaal Fudge, Sr., Clemson (23); Jamie Silva, So., Boston College (23); Milton Harris, Sr., Maryland (22); Garland Heath, Jr., NC State (21); Pat Watkins, Sr., Florida State (20)

Special Teams

Placekicker
Punter
Specialist

First Team

Connor Hughes, Sr., Virginia (97)
Ryan Plackemeier, Sr., Wake Forest (141)
Devin Hester, Jr., Miami (82)

Second Team

Jad Dean, Jr., Clemson (79)
Adam Podlesh, Jr., Maryland (51)
Darrell Blackman, So., NC State (50)

Honorable Mention (20 points or more)

PK - **Brandon Pace, Jr., Virginia Tech (21)**
SPEC - Will Blackmon, Sr., Boston College (31); Brandon Tate, Fr., North Carolina (24)

Unanimous selection



2005 INDIVIDUAL AWARDS

ROOKIE OF THE YEAR
James Davis, Clemson

COACH OF THE YEAR
Frank Beamer, Virginia Tech

PLAYER OF THE YEAR
Chris Barclay, Wake Forest

OFFENSIVE PLAYER OF THE YEAR
Chris Barclay, Wake Forest

DEFENSIVE PLAYER OF THE YEAR
Tye Hill, Clemson

FINAL STANDINGS

Coastal Division

School	ACC	Overall
Virginia Tech	7-1	10-2
Miami	6-2	9-2
Georgia Tech	5-3	7-4
North Carolina	4-4	5-6
Virginia	3-5	6-5
Duke	0-8	1-10

Atlantic Division

School	ACC	Overall
Florida State	5-3	8-4
Boston College	5-3	8-3
Clemson	4-4	7-4
NC State	3-5	6-5
Maryland	3-5	5-6
Wake Forest	3-5	4-7

ACC TEAMS IN BOWLS

Date	Bowl	Time	Site	Teams	Network
Dec. 27	Champs Sports	5:00 p.m.	Orlando, Fla.	Clemson vs. Colorado	ESPN
Dec. 28	MPC Computers	4:30 p.m.	Boise, Idaho	Boston College vs. Boise State	ESPN
Dec. 29	Emerald Bowl	4:30 p.m.	San Francisco, Calif.	Georgia Tech vs. Utah	ESPN
Dec. 30	Gaylord Hotels Music City	12:00 p.m.	Nashville, Tenn.	Virginia vs. Minnesota	ESPN
Dec. 30	Chick-fil-A Peach	7:30 p.m.	Atlanta, Ga.	Miami vs. LSU	ESPN
Dec. 31	Meineke Car Care	11:00 a.m.	Charlotte, N.C.	NC State vs. South Florida	ESPN2
Jan. 2	Toyota Gator	12:30 p.m.	Jacksonville, Fla.	Virginia Tech vs. Louisville	NBC
Jan. 3	FedEx Orange	8:00 p.m.	Miami, Fla.	Florida State vs. Penn State	ABC

2005 ACC Statistics

RUSHING	Team	Cl	G	Att	Yds	Avg	TD	Long	Yds/G
Chris Barclay	WF	SR	10	218	1127	5.2	10	71	112.7
P.J. Daniels	GT	SR	10	178	821	4.6	3	51	82.1
Lance Ball	MD	SO	11	189	903	4.8	6	65	82.1
James Davis	CU	FR	10	137	729	5.3	8	33	72.9
L.V. Whitworth	BC	SO	11	171	748	4.4	5	47	68.0

PASSING AVG/GAME	Team	Cl	G	Att	Cmp	Int	Pct.	Yds	TD	Avg/G
Drew Weatherford	FS	FR	12	426	252	17	59.2	2950	17	245.8
Sam Hollenbach	MD	JR	11	315	192	15	61.0	2539	13	230.8
Charlie Whitehurst	CU	SR	10	311	208	9	66.9	2278	11	227.8
Matt Baker	NC	SR	11	346	180	11	52.0	2345	9	213.2
Kyle Wright	UM	SO	11	286	170	10	59.4	2303	18	209.4
Marques Hagans	VA	SR	11	311	188	11	60.5	2134	12	194.0
Reggie Ball	GT	JR	10	341	164	10	48.1	1907	10	190.7
Marcus Vick	VT	JR	12	268	166	10	61.9	2190	15	182.5

PUNTING	Team	Cl	G	Punt	Yds	Long	Avg
Ryan Plackemeier	WF	SR	11	67	3165	82	47.2
Adam Podlesh	MD	JR	11	44	1918	61	43.6
Nic Schmitt	VT	JR	12	46	1944	65	42.3
Chris Sprague	DU	SR	11	76	3144	64	41.4
Johnny Ayers	BC	SO	11	54	2223	56	41.2

TOTAL OFFENSE	Team	Cl	G	Rush	Pass	Plays	Total	Yds/G
Drew Weatherford	FS	FR	12	-24	2950	485	2926	243.8
Charlie Whitehurst	CU	SR	10	29	2278	355	2307	230.7
Sam Hollenbach	MD	JR	11	-18	2539	387	2521	229.2
Reggie Ball	GT	JR	10	379	1907	434	2286	228.6
Marques Hagans	VA	SR	11	284	2134	416	2418	219.8
Marcus Vick	VT	JR	12	370	2190	402	2560	213.3
Matt Baker	NC	SR	11	-34	2345	425	2311	210.1
Kyle Wright	UM	SO	11	-81	2303	343	2222	202.0

PASS EFFICIENCY	Team	Cl	G	Att	Cmp	Int	Pct.	Yds	TD	Eff.
Marcus Vick	VT	JR	12	268	166	10	61.9	2190	15	141.6
Kyle Wright	UM	SO	11	286	170	10	59.4	2303	18	140.9
Matthew Ryan	BC	SO	9	159	102	4	64.2	1258	5	136.0
Charlie Whitehurst	CU	SR	10	311	208	9	66.9	2278	11	134.3
Sam Hollenbach	MD	JR	11	315	192	15	61.0	2539	13	132.8

RECEIVE YDS/GAME	Team	Cl	G	Rec	Yds	TD	Long	Avg/C	Yds/G
Vernon Davis	MD	JR	11	51	871	6	73	17.1	79.2
Calvin Johnson	GT	SO	11	52	869	6	59	16.7	79.0
Chansi Stuckey	CU	JR	11	62	761	4	40	12.3	69.2
Deyon Williams	VA	JR	11	52	679	6	90	13.1	61.7
Jesse Holley	NC	JR	11	47	670	1	49	14.3	60.9

PUNT RETURN AVG	Team	Cl	G	Ret	Yds	TD	Long	Avg
Willie Reid	FS	SR	10	24	361	2	83	15.0
Devin Hester	UM	JR	9	22	312	1	48	14.2
Brandon Tate	NC	FR	11	29	267	0	40	9.2
Eddie Royal	VT	SO	12	31	250	0	29	8.1
Chris Davis	DU	SO	11	22	167	0	23	7.6

SCORING	Team	Cl	G	TD	XPT	FG	2XP	Pts	Pts/G
Jad Dean	CU	JR	11	0	33	22	0	99	9.0
Brandon Pace	VT	JR	12	0	48	17	0	99	8.2
Connor Hughes	VA	SR	11	0	32	19	0	89	8.1
Sam Swickard	WF	FR	11	0	29	19	0	86	7.8
Gary Cismesia	FS	SO	12	0	40	16	0	88	7.3
Jon Peattie	UM	JR	11	0	34	14	0	76	6.9

INTERCEPTIONS	Team	Cl	G	Int	Yds	TD	Long	Int/G
Josh Gattis	WF	JR	11	5	126	2	41	0.45
John Talley	DU	JR	11	5	73	0	35	0.45
Marcus Hamilton	VA	JR	11	5	28	0	14	0.45
Garland Heath	ST	JR	11	4	40	0	40	0.36
Philip Wheeler	GT	SO	11	4	18	0	10	0.36
Dawan Landry	GT	SR	11	4	12	0	12	0.36
Aaron Rouse	VT	JR	12	4	52	0	25	0.33

SCORING (TDs)	Team	Cl	G	TD	Rush	Pass	Ret	PAT	Pts	Pts/G
Chris Barclay	WF	SR	10	10	10	0	0	0	60	6.0
Greg Carr	FS	FR	10	9	0	9	0	1	56	5.6
Cedric Humes	VT	SR	11	10	10	0	0	0	60	5.5
Justin Boyle	DU	SO	10	9	9	0	0	0	54	5.4
Wali Lundy	VA	SR	10	9	8	1	0	0	54	5.4

2005 ACC DEFENSIVE STATS

TACKLES (All positions)	Team	Cl	G	Pos	Solo	Ast	Total	Avg/G	Sack
D'Quell Jackson	MD	SR	10	LB	56	81	137	13.7	4.0
Stephen Tulloch	ST	JR	11	LB	49	70	119	10.8	3.0
Anthony Waters	CU	JR	10		60	34	94	9.4	1.5
Vince Hall	VT	SO	12	LB	39	64	103	8.6	2.0
A.J. Nicholson	FS	SR	12		53	47	100	8.3	1.0
Tommy Richardson	NC	SR	11	LB	46	45	91	8.3	1.0
Larry Edwards	NC	JR	11	LB	43	48	91	8.3	1.5
Kai Parham	VA	JR	11	LB	50	39	89	8.1	8.5
Oliver Hoyte	ST	SR	10	LB	27	52	79	7.9	1.0
Michael Brown	DU	FR	11	LB	49	35	84	7.6	1.0
Jon Abbate	WF	SO	10	LB	41	35	76	7.6	2.0
William Kershaw	MD	SR	10	LB	34	42	76	7.6	1.0
Milton Harris	MD	SR	11	SS	47	36	83	7.5	1.0
Jamie Silva	BC	SO	11	SS	57	25	82	7.5	1.0
Roger McIntosh	UM	SR	11		43	37	80	7.3	5.5
Gerris Wilkinson	GT	SR	11	LB	40	39	79	7.2	4.0
Brandon Meriweather	UM	JR	11		48	30	78	7.1	0.0
Chris Reis	GT	SR	11		49	27	76	6.9	0.5
Buster Davis	FS	JR	12		34	47	81	6.8	2.0
Josh Wilson	MD	JR	11	CB	41	32	73	6.6	2.0
Josh Gattis	WF	JR	11	DB	46	26	72	6.5	0.0
James Anderson	VT	SR	12	LB	38	39	77	6.4	3.0
Tramaine Billie	CU	JR	11		39	29	68	6.2	1.0
Dawan Landry	GT	SR	11		46	22	68	6.2	0.0
Ray Henderson	BC	SR	11	LB	36	31	67	6.1	0.0
Aaron Rouse	VT	JR	12		32	41	73	6.1	0.0
Patrick Ghee	WF	JR	11	DB	42	23	65	5.9	0.0
Nick Watkins	CU	SO	11		36	27	63	5.7	1.0
KaMichael Hall	GT	JR	11		37	26	63	5.7	4.0
Jamaal Fudge	CU	SR	11		40	22	62	5.6	0.0
Pat Watkins	FS	SR	12		39	28	67	5.6	0.0
Kareem Taylor	NC	JR	11		39	22	61	5.5	3.5
Kenny Phillips	UM	FR	11		38	23	61	5.5	0.0
David Holloway	MD	JR	11	LB	31	30	61	5.5	3.0
Ernie Sims	FS	JR	12		20	46	66	5.5	1.5
Tony Franklin	VA	JR	10	CB	39	16	55	5.5	0.0
Brian Greene	DU	SR	11		37	23	60	5.5	2.0
Marcus Hamilton	VA	JR	11	CB	44	16	60	5.5	0.0
Alphonso Smith	WF	FR	11	DB	52	8	60	5.5	2.0
Mathias Kiwanuka	BC	SR	9	DE	33	16	49	5.4	9.5
Xavier Adibi	VT	SO	12	LB	25	40	65	5.4	3.0

SACKS	Team	Cl	G	Pos	Solo	Ast	Yds	Total	Avg/G
Mario Williams	ST	JR	11	DE	12	2	69	13.0	1.18
Darryl Tapp	VT	SR	12	DE	10	0	58	10.0	0.83
Manny Lawson	ST	SR	11	DE	9	1	74	9.5	0.86
Mathias Kiwanuka	BC	SR	9	DE	7	5	51	9.5	1.06
Brodrick Bunkley	FS	SR	12		7	4	45	9.0	0.75
Kai Parham	VA	JR	11	LB	8	1	50	8.5	0.77
Tommy Davis	NC	SR	11	DE	8	0	69	8.0	0.73
Kameron Wimbley	FS	SR	10		6	3	56	7.5	0.75
Eric Henderson	GT	SR	9	DE	6	1	54	6.5	0.72
Javon Nanton	UM	SR	11		6	1	52	6.5	0.59

TACKLES FOR LOSS	Team	Cl	G	Pos	Solo	Ast	Yds	Total	Avg/G
Brodrick Bunkley	FS	SR	12		17	12	87	23.0	1.92
Mario Williams	ST	JR	11	DE	17	6	82	20.0	1.82
Manny Lawson	ST	SR	11	DE	15	7	103	18.5	1.68
Stephen Tulloch	ST	JR	11	LB	10	12	43	16.0	1.45
Mathias Kiwanuka	BC	SR	9	DE	13	5	72	15.5	1.72
KaMichael Hall	GT								

Regular-Season Team Rankings

TOTAL OFFENSE	G	Rush	Pass	Plays	Yards	Avg/P	TD	Yds/G
Boston College	11	1613	2657	786	4270	5.4	35	388.2
Clemson	11	1676	2574	760	4250	5.6	32	386.4
Florida State	12	1196	3416	833	4612	5.5	39	384.3
Maryland	11	1483	2740	783	4223	5.4	31	383.9
Virginia Tech	12	2292	2270	831	4562	5.5	45	380.2
Miami	11	1598	2486	742	4084	5.5	38	371.3
Wake Forest	11	2173	1774	817	3947	4.8	27	358.8
Virginia	11	1608	2319	750	3927	5.2	31	357.0
Georgia Tech	11	1718	2085	807	3803	4.7	24	345.7
NC State	11	1320	2155	709	3475	4.9	25	315.9
North Carolina	11	1116	2357	759	3473	4.6	19	315.7
Duke	11	1398	1331	719	2729	3.8	21	248.1

RUSHING OFFENSE	G	Att	Yds	Avg	TD	Yds/G
Wake Forest	11	525	2173	4.1	20	197.5
Virginia Tech	12	551	2292	4.2	29	191.0
Georgia Tech	11	427	1718	4.0	13	156.2
Clemson	11	412	1676	4.1	18	152.4
Boston College	11	406	1613	4.0	21	146.6
Virginia	11	420	1608	3.8	18	146.2
Miami	11	425	1598	3.8	18	145.3
Maryland	11	432	1483	3.4	16	134.8
Duke	11	435	1398	3.2	16	127.1
NC State	11	393	1320	3.4	12	120.0
North Carolina	11	403	1116	2.8	10	101.5
Florida State	12	350	1196	3.4	19	99.7

PASS OFFENSE	G	Att	Cmp	Int	Pct.	Yds	Avg	TD	Yds/G
Florida State	12	483	279	18	57.8	3416	7.1	20	284.7
Maryland	11	351	210	17	59.8	2740	7.8	15	249.1
Boston College	11	380	241	11	63.4	2657	7.0	14	241.5
Clemson	11	348	227	9	65.2	2574	7.4	14	234.0
Miami	11	317	185	11	58.4	2486	7.8	20	226.0
North Carolina	11	356	183	12	51.4	2357	6.6	9	214.3
Virginia	11	330	198	12	60.0	2319	7.0	13	210.8
NC State	11	316	174	14	55.1	2155	6.8	13	195.9
Georgia Tech	11	380	179	10	47.1	2085	5.5	11	189.5
Virginia Tech	12	280	170	10	60.7	2270	8.1	16	189.2
Wake Forest	11	292	172	10	58.9	1774	6.1	7	161.3
Duke	11	284	134	17	47.2	1331	4.7	5	121.0

SCORING OFFENSE	G	TD	XP	2XP	DXP	FG	Saf	Pts	Avg
Virginia Tech	12	51	48	0	0	17	0	405	33.8
Florida State	12	43	41	2	0	16	1	353	29.4
Miami	11	41	34	0	0	14	0	322	29.3
Clemson	11	33	33	0	0	22	0	297	27.0
Virginia	11	32	32	0	0	20	1	286	26.0
Boston College	11	37	34	0	0	9	0	283	25.7
Maryland	11	32	23	2	0	17	0	270	24.5
Wake Forest	11	30	30	0	0	19	1	269	24.5
NC State	11	27	26	0	0	15	1	235	21.4
Georgia Tech	11	26	26	0	0	10	0	212	19.3
North Carolina	11	23	23	0	0	11	2	198	18.0
Duke	11	22	20	1	0	7	1	177	16.1

PASS EFFICIENCY	G	Att	Cmp	Pct	Int	Yds	TD	Effic
Virginia Tech	12	280	170	.607	10	2270	16	140.5
Miami	11	317	185	.584	11	2486	20	138.1
Clemson	11	348	227	.652	9	2574	14	135.5
Maryland	11	351	210	.598	17	2740	15	129.8
Boston College	11	380	241	.634	11	2657	14	128.5
Virginia	11	330	198	.600	12	2319	13	124.8
Florida State	12	483	279	.578	18	3416	20	123.4
NC State	11	316	174	.551	14	2155	13	117.1
Wake Forest	11	292	172	.589	10	1774	7	111.0
North Carolina	11	356	183	.514	12	2357	9	108.6
Georgia Tech	11	380	179	.471	10	2085	11	97.5
Duke	11	284	134	.472	17	1331	5	80.4

TURNOVER MARGIN	G	-----Gained-----			-----Lost-----			Mar	Per/G
		Fum	Int	Tot	Fum	Int	Tot		
Clemson	11	10	14	24	5	9	14	+10	0.91
Georgia Tech	11	7	19	26	7	10	17	+9	0.82
Miami	11	14	14	28	11	11	22	+6	0.55
Virginia Tech	12	7	16	23	8	10	18	+5	0.42
Virginia	11	6	14	20	4	12	16	+4	0.36
North Carolina	11	9	11	20	9	12	21	-1	-0.09
NC State	11	9	12	21	9	14	23	-2	-0.18
Wake Forest	11	4	14	18	10	10	20	-2	-0.18
Florida State	12	10	11	21	8	18	26	-5	-0.42
Maryland	11	11	9	20	8	17	25	-5	-0.45
Boston College	11	6	9	15	10	11	21	-6	-0.55
Duke	11	9	9	18	9	17	26	-8	-0.73

TOTAL DEFENSE	G	Rush	Pass	Plys	Yards	Avg	TD	Yds/G
Virginia Tech	12	1087	1789	722	2876	4.0	14	239.7
Miami	11	1143	1630	750	2773	3.7	15	252.1
Georgia Tech	11	1078	2182	716	3260	4.6	20	296.4
NC State	11	1150	2139	767	3289	4.3	21	299.0
Florida State	12	1271	2358	809	3629	4.5	29	302.4
Boston College	11	1047	2333	778	3380	4.3	14	307.3
Clemson	11	1430	2245	751	3675	4.9	21	334.1
North Carolina	11	1520	2321	762	3841	5.0	34	349.2
Maryland	11	1823	2033	733	3856	5.3	28	350.5
Virginia	11	1616	2432	778	4048	5.2	29	368.0
Wake Forest	11	1468	2780	766	4248	5.5	35	386.2
Duke	11	2280	2244	740	4524	6.1	52	411.3

RUSHING DEFENSE	G	Rushes	Yards	Avg.	TD	Yds/G
Virginia Tech	12	372	1087	2.9	6	90.6
Boston College	11	393	1047	2.7	5	95.2
Georgia Tech	11	374	1078	2.9	8	98.0
Miami	11	418	1143	2.7	9	103.9
NC State	11	417	1150	2.8	11	104.5
Florida State	12	444	1271	2.9	15	105.9
Clemson	11	402	1430	3.6	12	130.0
Wake Forest	11	369	1468	4.0	13	133.5
North Carolina	11	434	1520	3.5	21	138.2
Virginia	11	405	1616	4.0	18	146.9
Maryland	11	459	1823	4.0	24	165.7
Duke	11	444	2280	5.1	30	207.3

PASS DEFENSE	G	Att	Cmp	Int	Pct.	Yds	Avg	TD	Yds/G
Miami	11	332	152	14	45.8	1630	4.9	6	148.2
Virginia Tech	12	350	177	16	50.6	1789	5.1	8	149.1
Maryland	11	274	168	9	61.3	2033	7.4	4	184.8
NC State	11	350	175	12	50.0	2139	6.1	10	194.5
Florida State	12	365	218	11	59.7	2358	6.5	14	196.5
Georgia Tech	11	342	175	19	51.2	2182	6.4	12	198.4
Duke	11	296	176	9	59.5	2244	7.6	22	204.0
Clemson	11	349	200	14	57.3	2245	6.4	9	204.1
North Carolina	11	328	189	11	57.6	2321	7.1	13	211.0
Boston College	11	385	237	9	61.6	2333	6.1	9	212.1
Virginia	11	373	231	14	61.9	2432	6.5	11	221.1
Wake Forest	11	397	218	14	54.9	2780	7.0	22	252.7

SCORING DEFENSE	G	TD	XP	2XP	DXP	FG	Saf	Pts	Avg
Miami	11	15	15	0	0	8	1	131	11.9
Virginia Tech	12	16	15	0	0	11	0	144	12.0
Boston College	11	18	17	0	0	15	0	170	15.5
Clemson	11	22	19	1	0	16	0	201	18.3
Georgia Tech	11	23	23	0	0	14	0	203	18.5
NC State	11	25	24	0	0	12	1	212	19.3
Florida State	12	31	27	1	0	15	0	260	21.7
Virginia	11	30	27	1	0	13	0	248	22.5
Maryland	11	34	33	0	0	12	1	275	25.0
North Carolina	11	37	34	0	0	10	1	288	26.2
Wake Forest	11	39	35	0	0	15	1	316	28.7
Duke	11	54	54	0	0	10	0	408	37.1

PASS DEF EFFICIENCY	G	Att	Cmp	Int	Pct.	Yds	TD	Effic
Miami	11	332	152	14	45.8	1630	6	84.6
Virginia Tech	12	350	177	16	50.6	1789	8	91.9
NC State	11	350	175	12	50.0	2139	10	103.9
Georgia Tech	11	342	175	19	51.2	2182	12	105.2
Clemson	11	349	200	14	57.3	2245	9	111.8
Boston College	11	385	237	9	61.6	2333	9	115.5
Virginia	11	373	231	14	61.9	2432	11	118.9
Florida State	12	365	218	11	59.7	2358	14	120.6
Maryland	11	274	168	9	61.3	2033	4	121.9
North Carolina	11	328	189	11	57.6	2321	13	123.4
Wake Forest	11	397	218	14	54.9	2780	22	125.0
Duke	11	296	176	9	59.5	2244	22	141.6

PUNT RETURNS	G	Ret	Yds	TD	Avg	SACKS BY			
						G	Sacks	Yards	
Florida State	12	47	621	3	13.2	Florida State	12	41	255
Miami	11	37	407	2	11.0	NC State	11	36	248
Boston College	11	28	295	0	10.5	Georgia Tech	11	34	244
North Carolina	11	31	286	1	9.2	Virginia Tech	12	33	189
Virginia Tech	12	45	395	0	8.8	Boston College	11	32	181
Virginia	11	18	129						

BOWL GAMES


1947 Sun Bowl

Cincinnati 18, Virginia Tech 6

EL PASO, Texas — The University of Cincinnati Bearcats swept to three second-half touchdowns to defeat Virginia Tech, 18-6, in the 12th annual Sun Bowl. The game marked Tech's first-ever bowl appearance and the first bowl game in which a football team from the commonwealth of Virginia had participated.

Tech had a chance to take an early lead on the heavily-favored Bearcats, but stalled two yards short of the goal. Quarterback Harry Walton set up the early threat with a 25-yard run to the Cincinnati 23. Walton then caught a pass from halfback Ralph Beard to move the ball to the Bearcats' 2-yard line. From there, the big Cincinnati line held on four straight running plays.

The game remained scoreless until the third quarter when quick-opening plays from the T-formation began clicking for the Bearcats. Cincinnati halfback Hal Johnson spun through the center of the line for a 13-yard touchdown run midway through the third quarter. Keyed by a 19-yard run by All-American halfback Roger Stephens, UC scored again on its next possession.



Fullback Al Sabato plunged the final yard for the touchdown.

Tech mounted another threat late in the third quarter, marching to the UC 23 before having a pass intercepted in the end zone. The Hokies held the Bearcats and bounced right back. Aided by a pair of costly Cincinnati penalties, Tech marched inside the UC 5, and Beard scored on a fourth-down run from the 1.

An interception return by Johnson to the Tech 25 helped Cincinnati put the game away in the fourth quarter. The Bearcats promptly moved the ball to the Tech 3, where Don McMillan carried it in for the final touchdown. The Hokies blocked all three UC extra point kicks during the game.

Cincinnati's vaunted running attack produced a total of 369 yards as the Bearcats piled up 463 yards of total offense. Tech managed 13 first downs — just three less than UC — despite gaining only 34 yards on the ground and 85 through the air. The Hokies' defense contributed three interceptions in the game and lineman John

January 1, 1947 • El Paso, Texas
Kidd Field at Sun Bowl Stadium • Att: 10,000

Cincinnati	0	0	12	6	—	18
Virginia Tech	0	0	0	6	—	6

Scoring

Cincinnati — touchdowns, Johnson, Sabato and McMillan
Virginia Tech — touchdown, Beard

Team Statistics

	UC	VT
First Downs	16	13
Rushing yds.	369	34
Passing yds.	94	85
Total off.	463	119
Passes	5-19-3	4-15-2
Punting avg.	19	41
Fumbles	0	0
Penalty yds.	85	29

Maskas blocked his seventh punt of the season.

The bowl week was marked by "unusual" weather. Three-inches of snow fell atop frozen rain the day before the game, and when kickoff time rolled around, the teams took the field under cloudy skies and below-freezing temperatures. According to one newspaper account, "blankets, fur caps, galoshes, ski suits, stocking caps and all types of winter wear were much in evidence" among the crowd of 10,000.



For its first bowl appearance, Tech traveled west to El Paso, Texas, to face Cincinnati in the Sun Bowl on January 1, 1947.

1966 Liberty Bowl

Miami 14, Virginia Tech 7

MEMPHIS, Tenn. — The Miami Hurricanes, getting second wind from a third-quarter roughing the kicker penalty, rebounded for two touchdowns in the second half to score a come-from-behind 14-7 win over Virginia Tech in the eighth annual Liberty Bowl.

In a game dominated primarily by defense, Tech got the early edge when Jimmy Richards blocked Miami's first punt of the game. The block gave the Hokies possession at the Miami 21. It took Tech just five plays to cash in on the opportunity with a 2-yard touchdown run by tailback Tommy Francisco. Jon Utin's extra-point kick gave Tech a 7-0 lead.

The Hokies got two more golden opportunities during the first half, marching inside the Miami 30 on both occasions. Both times Tech came up empty handed, seeing one drive stall on a clipping penalty and the other end on a dropped pass at the goal line and a fumbled snap. Although Tech dominated the first half, the failed chances would come back to haunt the Hokies.

Tech's relentless defense held the Hurricanes to just 16 yards of total offense during the first half. But Miami, ranked ninth with wins over Southern Cal, Georgia and Florida, slowly turned the tide in the second half. First, the 'Canes stopped a Tech threat with a 42-yard interception return. The play did not lead to a touchdown, but it changed the momentum of the game, as well as the battle for field position.

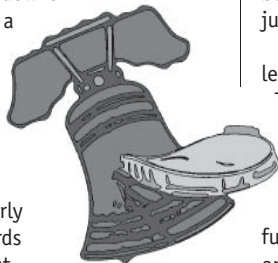
On its next possession, Miami got the spark it needed for its offense. After a drive stalled at the Hokies' 41, the Hurricanes got new life when a roughing the kicker penalty against Tech gave them a first down at the Tech 26. Five plays later, UM quarterback Bill Miller found halfback Joe Mira for a 7-yard touchdown pass, and Ray Harris tied the game with his extra point at the 4:20 mark of the third quarter.

By the midway point of the third quarter, Miami's size and

strength were starting to make a difference on defense. UM All-American defensive end Ted Hendricks and company kept the Hokies bottled up in their own territory and allowed just one second-half first down.

Miami's winning drive marked the only lengthy offensive push by either team all day. The Hurricanes started at their own 30 and made the march in 10 plays, including a key 38-yard pass from Miller to end Jim Cox that put the ball at the Tech 5. It took the 'Canes four tries to score, with fullback Doug McGee diving over from the one on fourth down.

A Liberty Bowl record 39,101 tickets were sold for the game, but only 25,012 braved the 36-degree weather. The game was televised nationally by ABC and was not blacked out in the Memphis area.



December 10, 1966 • Memphis, Tenn.
Memphis Memorial Stadium • Att: 25,012

Miami	0	0	7	7	—	14
Virginia Tech	7	0	0	0	—	7

VT (7:34 re 1st) — Francisco 1 run (Utin kick)
UM (4:20 re 3rd) — Mira 7 pass from Miller (Harris kick)
UM (8:05 re 4th) — McGee 1 run (Harris kick)

Team Statistics	UM	VT
First Downs	11	7
Rushing yds.	55	36
Passing yds.	108	75
Total off.	163	111
Passes	10-28-0	6-16-1
Punts-avg.	8-30.1	11-39.3
Fumbles lost	1	2
Penalties-yds.	7-80	6-57

Individual Leaders

Rushing — VT, Francisco 21-55, Garcia 3-15, Piland 4-10, Beamer 1-(-12), Stafford 8-(-16), Barker 3-(-16); UM, McGee 12-36, Acuff 6-25, Mira 11-9, Cassidy, 2-4, Domke 1-4, McGuirt 1-1, Miller 11-(-24).

Passing — VT, Stafford 4-13-1-59, Barker 2-3-0-16; UM, Miller 9-26-0-99, Olivo 1-2-0-9.

Receiving — VT, Cupp 1-35, Barefoot 4-34, Piland 1-6; UM, Cox 5-77, Russo 2-15, Mira 2-14, Smith 1-2.



Tech co-captains Dave Farmer (53) and Sandy Woody (77) meet for the coin toss with Miami prior to the 1966 Liberty Bowl.

2006 Toyota Gator Bowl

1968 Liberty Bowl

Mississippi 34, Virginia Tech 17

MEMPHIS, Tenn. — Virginia Tech's second visit to the Liberty Bowl played out much like its first — the Hokies built an early lead, then saw the game turn on a play in the kicking game. This time it was the University of Mississippi and sophomore quarterback Archie Manning who tamed the Hokies, 34-17, before 46,206 fans, the largest crowd in the 10-year history of the bowl.

For 13 minutes and 11 seconds, it appeared that Tech would blow Ole Miss out of cold, blustery Memorial Stadium. Scoring on a 58-yard run by Ken Edwards on a quick-snap, trick play on the game's second offensive play, Tech shocked the Rebels with its ground attack. The Hokies recovered a fumble on Mississippi's first offensive play and got their second touchdown just three plays later on a 7-yard run by Terry Smoot. Before the quarter was over, Jack Simcsak added a 29-yard field goal for a 17-0 Tech lead.

Eager to capitalize on their momentum, the Hokies attempted an on-side kick following

Simcsak's field goal. The play took Ole Miss by surprise, but the ball failed to travel the required 10 yards and the Rebels took over at the Tech 49. Manning quickly turned Mississippi's good fortune into a touchdown with a 21-yard scoring pass to end Hank Shows.

Just like that, the momentum of the game turned, and when it did, it turned completely.

What followed was a rash of Tech penalties, fumbles and interceptions that Ole Miss was all too happy to take advantage of.

Eventually, a 79-yard touchdown run by tailback Steve Hindman on the first play of the second half and a 70-yard interception return for a TD by monster man Bob Bailey gave Mississippi the victory. Hindman finished the game with 121 yards on 15 carries and was named the MVP.

Tech continued to battle, making two goal-line stands in the second half. But the Hokies could not overcome their three fumbles, two interceptions and 120 yards in penalties.



**December 14, 1968 • Memphis, Tenn.
Memphis Memorial Stadium • Att: 46,206**

Virginia Tech	17	0	0	0	—	17
Mississippi	0	14	7	13	—	34

VT (14:23 re 1st) — Edwards 58 run (Simcsak kick)
 VT (12:43 re 1st) — Smoot 7 run (Simcsak kick)
 VT (1:49 re 1st) — FG Simcsak 29
 UM (14:30 re 2nd) — Shows 21 pass from Manning (Brown kick)
 UM (4:28 re 2nd) — Felts 23 pass from Manning (Brown kick)
 UM (14:41 re 3rd) — Hindman 79 run (Brown kick)
 UM (11:54 re 4th) — Bailey 70 interception return (Brown kick)
 UM (9:09 re 4th) — FG Brown 46
 UM (0:00 re 4th) — FG Brown 26

Team Statistics	UM	VT
First Downs	7	14
Rushes-yds.	46-185	60-330
Passing yds.	141	2
Passes	12-28-1	1-7-2
Punts-avg.	5-37.4	7-40.8
Fumbles-lost	3-2	5-3
Penalties-yds.	4-30	12-120

Individual Leaders
 Rushing — VT, Edwards 12-119, Smoot 21-91, Kincaid 15-55, Constantinides 4-45, Humphries 5-8, Tiberio 2-5, Longerbeam 1-7; UM, Hindman 15-121, Bowen 19-65, Felts 1-0, Manning 11-(-1).
 Passing — VT, Kincaid 0-4-1-0, Humphries 1-3-1-2; UM, Manning 12-28-1-141.
 Receiving — VT, Crigger 1-2; UM, Shows 6-70, Hindman 3-32, Felts 1-23, Bowen 1-8, Franks 1-8.



Tech's Kenny Edwards (33) heads to the end zone for a touchdown in the 1968 Liberty Bowl.

1981 Peach Bowl

Miami 20, Virginia Tech 10

ATLANTA, Ga. —Explosive Miami of Florida fought off a gallant Virginia Tech comeback to defeat the Hokies, 20-10, in the 13th annual Peach Bowl game.

The Hurricanes scored two touchdowns in the first 16 minutes of the game and appeared to be on their way to an easy triumph after thwarting two Tech threats with interceptions at the goal line. The Hokies, however, had other ideas, holding 18th-ranked Miami to just two field goals the rest of the way.

Over 14,000 Tech fans cheered the Hokies on as they closed the gap to 14-10. First, place-kicker Dennis Laury booted a Peach Bowl record-tying 42-yard field goal with just 29 seconds remaining in the first half. Then, midway through the third quarter, tailback

Cyrus Lawrence capped an 80-yard Tech drive with a 1-yard scoring plunge. The big play in the drive was a 44-yard pass from quarterback Steve Casey to tight end Rob Purdham.

Suddenly, the Hurricanes' lead was just four. But poor field position, penalties and the tough Miami defense prevented Tech from getting any closer.

Lawrence, who lost out in the most valuable offensive player voting to UM quarterback Jim Kelly, rushed for 134 yards on 27 carries. Kelly completed 11 of 22 passes for 179 yards and a touchdown.

The Hokie defense, which limited UM to six points after the 13:47 mark of the second quarter, was led by freshman linebacker Ashley Lee's 15 tackles. Safety Mike Scharnus contributed eight tackles and an interception, while end Robert Brown and linebacker Mike Johnson were in on eight tackles each.



January 2, 1981 • Atlanta, Ga.
Atlanta-Fulton County Stadium • Att: 45,384

Miami	7	7	3	3	—	20
Virginia Tech	0	3	7	0	—	10

UM (12:37 re 1st) — Brodsky 15 pass from Kelly (Miller kick)
UM (13:47 re 2nd) — Hobbs 12 run (Miller kick)
VT (0:29 re 2nd) — FG Laury 42
VT (8:52 re 3rd) — Lawrence 1 run (Laury kick)
UM (0:29 re 3rd) — FG Miller 31
UM (6:27 re 4th) — FG Miller 31

Team Statistics	UM	VT
First Downs	19	7
Rushes-yds.	40-157	50-180
Passing yds.	179	119
Total off.	336	299
Passes	11-22-1	9-24-2
Punts-avg.	5-37.0	6-38.1
Fumbles-lost	4-1	3-0
Penalties-yds.	6-66	7-72

Individual Leaders

Rushing — VT, Lawrence 27-134, Dovel 9-41, Casey 13-8, Paige 1(-3); UM, Roan 16-86, Hobbs 10-66, Neal 4-17, Rush 2-5, Jornea 2-1, Griffin 2-5, Kelly 5(-21).
Passing — VT, Casey 9-23-1-119, Lawrence 0-1-1-0; UM, Kelly 11-22-1-179.
Receiving — VT, Purdham 2-56, Giacalone 2-30, Hite 2-15, McKee 1-8, Snell 1-8, Dovel 1-2; UM, Brodsky 4-80, Baratta 2-34, Belk 1-27, Walker 2-26, Rodriguez 1-7, Hobbs 1-5.



Padro Phillips (94) and Ashley Lee stop a Miami runner (above), while tailback Cyrus Lawrence (45) celebrates his 1-yard touchdown plunge that cut the Hurricanes' lead to 14-10 in the third quarter.

2006 Toyota Gator Bowl

1984 Independence Bowl

Air Force 23, Virginia Tech 7

SHREVEPORT, La. — Quarterback Bart Weiss got Air Force's wishbone attack going in the second half and led the Falcons to a 23-7 victory over Virginia Tech in the Independence Bowl.

Tech took a 7-3 lead in the first quarter on a 10-play, 72-yard drive that featured a 32-yard run by tailback Eddie Hunter. Maurice Williams, who alternated at the tailback spot with Hunter, capped the march with a 3-yard touchdown run.

The complexion of the game changed drastically midway through the second quarter when the Falcons forced and recovered a fumble at the Tech 3. Halfback Jody Simmons took a pitchout to the left and put Air Force ahead.

The Hokies missed a great chance to regain the lead before the half, and found themselves trailing 10-7, despite having 192 yards of



offense and 11 first downs to Air Force's 73 yards and three first downs.

The news got worse for Tech in the second half when Weiss got the Falcons' ground attack going. Neither team scored in the third quarter, but Air Force controlled the football for all but eight plays of the quarter. The Falcons got a break in the fourth quarter when a halfback pass by Hunter was intercepted. From their own 38, the Falcons scored on a classic wishbone drive that ate up seven minutes and put them ahead 17-7 with just six minutes remaining in the game.

Tech's comeback hopes ended when a fumble at its own 30 set up another Air Force score. Weiss, who was named the game's most valuable offensive player, put the finishing touches on the Falcons' win with a 13-yard touchdown run.

Tech linebacker Vince Daniels, who was credited with 15 tackles, was named the game's most valuable defensive player.

December 15, 1984 • Shreveport, La.
Independence Stadium • Att: 41,100

Virginia Tech	7	0	0	0	—	7
Air Force	3	7	0	13	—	23

AF (6:05 re 1st) — FG Maetos 35
VT (1:42 re 1st) — Williams 3 run (Wade kick)
AF (8:50 re 2nd) — Simmons 3 run (Maetos kick)
AF (6:00 re 4th) — Brown 2 run (Maetos kick)
AF (2:08 re 4th) — Weiss 13 run (kick failed)


Team Statistics	VT	AF
First Downs	17	15
Rushes-yds.	42-207	55-221
Passing yds.	102	49
Total off.	309	270
Passes	11-26-2	6-7-0
Punts-avg.	4-40.0	6-42.5
Fumbles-lost	2-2	2-0
Penalties-yds.	11-112	4-30

Individual Leaders


Rushing — VT, Hunter 12-75, Williams 12-60, M. Cox 10-33, Bowe 4-23, Becton 3-18, Greenwood 1-(-2); AF, Weiss 29-93, Evans 15-58, Simmons 5-27, Pittman 1-24, Brown 3-8, Knorr 1-6.

Passing — VT, M. Cox 6-17-1-50, Greenwood 5-8-52, Hunter 0-1-1-0; AF, Weiss 6-7-0-49.

Receiving — VT, Rider 4-45, Nelson 3-24, Jones 2-21, Howell 1-7, Bowe 1-5; AF, Simmons 2-7, Coleman 1-16, Fleming 1-14, Brennan 1-9, Brown 1-3.



Quarterback Mark Cox (above) looks for running room in the 1984 Independence Bowl. Vince Daniels (right) chases down an Air Force ballcarrier.



1986 Peach Bowl

Virginia Tech 25, NC State 24

ATLANTA, Ga. — Virginia Tech earned its first-ever bowl victory in dramatic fashion when Chris Kinzer's 40-yard field goal as time expired gave the Hokies a heart-stopping 25-24 comeback win over North Carolina State in the Peach Bowl.

Tech started the winning drive at its own 20 with a full complement of timeouts and 1:53 on the clock. Quarterback Erik Chapman moved the ball to the Tech 44 with a pair of first down passes to tight end Steve Johnson. But another completion, followed by four running plays, left the Hokies facing a fourth-and-3 at the State 37 with just 20 seconds left. Again it was Chapman to Johnson, this time for 9 yards and a first down on the Wolfpack 28.

With 15 seconds left, Tech opted for a long pass. The Hokies were penalized for holding on the incompletion, moving the ball back to

the 38. Chapman once again went to the air on a deep pattern to wingback David Everett. Another flag fell, but this time it was a 15-yard pass interference call against State.

The penalty moved the ball to the 23 with four seconds left. Out trotted Kinzer, whose field goals had already been the difference in five wins and a tie during the regular season.

Earlier in the game, he had connected on a 46-yarder, the second-longest in Peach Bowl history at the time.

The Wolfpack called a time out,

but anyone who knew Kinzer knew it would not matter. Although flattened on his follow through, the Tech kicker was right on target as the final second disappeared in what had been one of the wildest and most exciting finishes in any bowl game.

Tech's last-minute comeback was actually the Hokies' second rally of the game. At



December 31, 1986 • Atlanta, Ga.
Atlanta-Fulton County Stadium • Att: 53,668

Virginia Tech	10	0	6	9	—	25
N.C. State	7	14	0	3	—	24

VT (11:04 re 1st) — Hunter 1 run (Kinzer kick)
NCSU (6:41 re 1st) — Bulluck recover blocked punt in end zone (Cofer kick)
VT (1:06 re 1st) — FG Kinzer 46
NCSU (8:55 re 2nd) — Worthen 25 pass from Kramer (Cofer kick)
NCSU (4:31 re 2nd) — Britt 5 pass from Kramer (Cofer kick)
VT (0:33 re 3rd) — Williams 1 run (pass failed)
VT (9:36 re 4th) — Johnson 6 pass from Chapman (run failed)
NCSU (7:12 re 4th) — FG Cofer 33
VT (0:00 re 4th) — FG Kinzer 40

Team Statistics	VT	NCSU
First Downs	29	16
Rushes-yds.	60-287	37-132
Passing yds.	200	155
Total off.	487	287
Passes	20-30-2	12-19-0
Return yds.	14	15
Punts-avg.	2-34.0	5-42.0
Fumbles-lost	1-1	2-2
Penalties-yds.	5-51	3-25

Individual Leaders

Rushing — VT, Hunter 22-113, Williams 16-129, Jones 7-32, Donnelly 3-10, Everett 1-6, Chapman 11(-3); NCSU, Crite 14-101, Crumpler 9-21, Hollodick 1-5, Kramer 10-4, Harris 4-1.

Passing — VT, Chapman 20-30-2-200; NCSU, Kramer 12-19-0-155.

Receiving — VT, S. Johnson 6-54, M. Williams 4-39, Snell 4-37, Hunter 2-34, Donnelly 2-19, Everett 1-12, Richardson 1-5; NCSU, Worthen 5-70, Jeffries 3-44, Crumpler 2-27, F. Harris 1-9, Britt 1-5.

one point, State led 21-10 with just six minutes left in the third quarter. The Tech defense turned the tide by forcing fumbles on two consecutive Wolfpack possessions. Both times the Hokies were able to capitalize on State's mistakes, with Chapman directing the team to a pair of touchdowns. Chapman's 6-yard touchdown pass to Johnson with 9:36 remaining in the game put Tech on top, 22-21.

State put together its only scoring drive of the second half to regain the lead on a Mike Cofer field goal with 7:12 left in the game. Then, after halting a Tech drive, the 'Pack threatened to put the game away when Kelly Hollodick faked a punt and ran for a crucial first down at the Hokie 35.

Linebacker Jamel Agemy kept Tech's hopes alive with back-to-back tackles behind the line. Two plays later State was forced to punt, and the Hokies began their winning drive. Just seconds after Kinzer's kick cleared the goalpost, thousands of Tech fans stormed the field to celebrate.



Erik Chapman helped lead the Hokies past N.C. State with 200 yards passing and clutch plays on the final drive.

1993 Independence Bowl

Virginia Tech 45, Indiana 20

SHREVEPORT, La. — In a stunning turn of events, Virginia Tech scored two touchdowns in the final 35 seconds of the first half to spark an unforgettable 45-20 victory over No. 20 Indiana in the Poulan Weed Eater Independence Bowl.

Tech led the New Year's Eve bowl game by one point (14-13) just before the half, but Indiana was rallying. With 35 seconds left and the ball on the Tech 49, IU quarterback John Paci dropped back to pass and was hit by Hokie defenders George DelRicco and DeWayne Knight. The ball popped loose and eventually bounced into the hands of Tech end Lawrence Lewis who sprinted the final 20 yards to the end zone.

Suddenly, the Tech lead was 21-13 and the Hokies had a big momentum boost going into the locker room. But the half wasn't quite over.

Indiana returned the ensuing kickoff to the Tech 42, then Paci completed a 9-yard pass. The Hokies thought time expired and started trotting off the field. The officials ruled, however, that IU had called timeout

with one second remaining.

The Hoosiers lined up for a 51-yard field goal. When the ball was snapped, Tech's Jeff Holland pushed through the line and tipped the kick. The ball caromed in the air and Hokie defensive back Antonio Banks settled under it at the 20. Banks started to his right, then reversed his field as blockers formed. A block by teammate Torrian Gray at the IU 15 cleared the last obstacle, and Banks strutted into the end zone untouched with an 80-yard return.

Just like that, the No. 22 Hokies sealed a win in their first bowl appearance of the Frank Beamer era. Tech's 21 points were the most ever scored in the second quarter of the 18-year bowl game.

Tech quarterback Maurice DeShazo won the Outstanding Offensive Player award after completing 19 of 33 passes for 193 yards and two touchdowns. One of his scoring tosses was a 42-yard strike to split end Antonio Freeman, who finished the day with five catches for 66 yards.

Banks, who had an interception, a fumble recovery and nine tackles to go with his touchdown return, was named the Outstanding Defensive Player. The Hokies were credited with seven quarterback sacks in the game and allowed an Independence Bowl record-low 11 first downs, including



**December 31, 1993 • Shreveport, La.
Independence Stadium • Att: 33,819**


Virginia Tech	7	21	0	17	—	45
Indiana	7	6	0	7	—	20

VT (5:36 re 1st) — Lewis 75 pass from Paci (Manolopoulos kick)
VT (0:09 re 1st) — D. Thomas 13 pass from DeShazo (Williams kick)
VT (11:14 re 2nd) — Swarm 6 run (Williams kick)
IU (8:47 re 2nd) — FG Manolopoulos 26
IU (5:25 re 2nd) — FG Manolopoulos 40
VT (0:23 re 2nd) — Lewis 20 fumble return (Williams kick)
VT (0:00 re 2nd) — Banks 80 blocked FG return (Williams kick)
VT (9:37 re 4th) — Freeman 42 pass from DeShazo (Williams kick)
VT (9:21 re 4th) — Edwards 5 run (Williams kick)
VT (6:00 re 4th) — FG Williams 42
IU (4:26 re 4th) — Lewis 42 pass from Dittoe (Manolopoulos kick)

Team Statistics	VT	IU
First downs	17	11
Rushes-yds.	48-125	31-20
Passing yds.	193	276
Return yds.	38	61
Passes	19-33-2	17-37-2
Punts-avg.	8-39	7-38
Fumbles-lost	2-1	2-2
Penalties-yds.	8-84	7-55
Time of poss.	32:48	27:12
Sacks by	7-42	2-12

Individual Leaders
 Rushing — VT, Thomas 24-65, Swarm 9-40, Edwards 5-15, R. White 4-3, DeShazo 5-1, Druckenmiller 1-1; IU, Thurman 1-37, Chaney 11-34, Batts 3-10, Glover 3-6, Thomas 1-(-4), Paci 5-(-26), Dittoe 7-(-37).
 Passing — VT, DeShazo 19-33-2-193; IU, Paci 10-22-1-171, Dittoe 7-14-1-105, DiGiulio 0-1-0-0.
 Receiving — VT, Freeman 5-66, Thomas 4-27, Burke 3-26, C. White 2-35, Sanders 2-15, Swarm 1-13, Edmonds 1-6, Still 1-5; IU, Lewis 6-177, Hales 2-49, Matthews 2-35, Glover 2-1, Chaney 2-(-1), Baety 1-9, Hobbs 1-4, Eggebrecht 1-2.

2006 Toyota Gator Bowl



A blocked field goal by Jeff Holland (74, left) led to a key 80-yard touchdown return for the Hokies. J.C. Price (above) and his defensive teammates held the Hoosiers in check much of the game.


1994 Gator Bowl

Tennessee 45, Virginia Tech 23

GAINESVILLE, Fla. — Quick-striking Tennessee got off to a big lead early and went on to defeat Virginia Tech, 45-23, in the transplanted Outback Steakhouse Gator Bowl game at Ben Hill Griffin Stadium on the University of Florida campus.

Tech backed itself into a corner early, throwing an interception on the game's second play. The Volunteers kept the Hokies there with a variety of big plays that resulted in a 35-10 halftime advantage. Overall, UT had seven plays of 20 or more yards and a total of 495 yards of offense.

Tennessee capitalized on the early interception for its first touchdown, then got its second on a 36-yard scoring pass by quarterback Payton Manning — whose father, Archie, directed Mississippi to a bowl win over Tech in 1968. The Vols used a 75-yard end-around to set up their third TD and a 21-0 advantage just 17 minutes into the game.



When the Hokies finally got going, they piled up 426 yards of offense, including 237 yards through the air. Tech also got a game-high 102 yards rushing from tailback Dwayne Thomas. Thomas had a 1-yard burst for a touchdown in the second quarter and ran 27 yards to set up a third-quarter TD, which came on a 7-yard option run by quarterback Maurice DeShazo.

Any hopes the Hokies had of a second-half rally were erased by a dropped touchdown pass by a Tech receiver and a 5-yard TD run by Tennessee running back James Stewart. Stewart was named the game's MVP after running for three touchdowns and passing for another.

A contingent of 18,000-plus Tech fans were among the 62,200 spectators who made the trip from Jacksonville to Gainesville for the game. The site of the game was moved to Gainesville due to renovations being made to Gator Bowl Stadium after Jacksonville was awarded an NFL franchise.

**December 30, 1994 • Gainesville, Fla.
Ben Hill Griffin Stadium • Att: 62,200**


Virginia Tech	0	10	6	7	—	23
Tennessee	14	21	0	10	—	45

UT (11:41 re 1st) — J. Stewart 1 run (Becksvort kick)
 UT (1:08 re 1st) — Nash 36 pass from Manning (Becksvort kick)
 UT (13:23 re 2nd) — Graham 1 run (Becksvort kick)
 VT (5:17 re 2nd) — Thomas 1 run (Williams kick)
 UT (3:22 re 2nd) — J. Stewart 1 run (Becksvort kick)
 UT (2:13 re 2nd) — Jones 19 pass from J. Stewart (Becksvort kick)
 VT (0:03 re 2nd) — FG Williams 28
 VT (7:03 re 3rd) — DeShazo 7 run (Williams kick)
 UT (13:17 re 4th) — J. Stewart 5 run (Becksvort kick)
 UT (9:41 re 4th) — FG Becksvort 19
 VT (4:13 re 4th) — Still 9 pass from Druckenmiller (Williams kick)

Team Statistics	VT	UT
First downs	22	18
Rushes-yds.	43-189	47-245
Passing yds.	237	250
Return yds.	18	112
Passes	23-38-2	16-23-0
Punts-avg.	5-43	5-43
Fumbles-lost	5-1	0-0
Penalties-yds.	3-25	7-58
Time of poss.	29:05	30:55
Sacks by	2-16	0-0

Individual Leaders

Rushing — VT, Thomas 19-102, DeShazo 11-39, Edmonds 5-29, Still 1-8, Oxendine 4-7, Parker 1-3, Edwards 1-1, Druckenmiller 1-0; UT, J. Stewart 22-87, Jones 1-76, B. Stewart 2-31, Graham 8-30, Manning 2-29, Pilow 5-4, Phillips 2-3, Nash 1-1, Ford 2-1, Kerney 1-0, Wheaton1(-13).
 Passing — VT, DeShazo 17-30-2-140, Druckenmiller 6-8-0-97; UT, Manning 12-19-0-189, B. Stewart 3-3-0-43, J. Stewart 1-1-0-19.
 Receiving — VT, Still 5-79, Holmes 5-45, Freeman 4-30, Thomas 3-18, Oxendine 2-13, Martin 2-6, Jennings 1-41, Scales 1-5; UT, Kent 6-116, Nash 3-54, Jones 2-37, Phillips 1-14, Silvan 1-10, Horn 1-8, J. Stewart 1-7, Staley 1-4.



Eight Hokie defenders surround a Tennessee ballcarrier during the 1994 Gator Bowl game.

2006 Toyota Gator Bowl

1995 Sugar Bowl

Virginia Tech 28, Texas 10

NEW ORLEANS, La. — Virginia Tech scored one of the most stirring victories in the university's athletic history when it came from behind to defeat Texas, 28-10, in the 1995 Nokia Sugar Bowl.

A crowd of 70,283 at the Superdome saw Tech spot the favored Longhorns a 10-0 lead and then race back behind the sensational play of flanker Bryan Still. The momentum changed dramatically when Still returned a punt 60 yards for a Tech touchdown with 2:34 left in the first half. In the second half, it was more of the same.

Still caught a 27-yard pass from quarterback Jim Druckenmiller at the Texas 2-yard line to set up a touchdown run by Marcus Parker that put the Hokies ahead 14-10. Then, Still got behind the Texas defenders and pulled in a 54-yard touchdown pass from Druckenmiller. That play spelled doom for the Longhorns and helped earn Still the game's MVP award.

Tech's defense blitzed Texas into submission. Led by All-America end Cornell Brown, the Hokies sacked Texas quarterback James Brown five times and came up with three

pass interceptions. The defense also accounted for Tech's last touchdown when a Brown sack forced a fumble that was picked up and returned 20 yards for a TD by tackle Jim Baron.

The Tech defense, No. 1 in the nation against the rush, held the Longhorns to 226 total yards.

Texas stars Ricky Williams and Shon Mitchell were held to 62 and 57 yards, respectively.

Offensively, Tech finished the game with 371 yards of offense.

Druckenmiller led the way, completing 18 of 34 passes for 266 yards. Still and tight end Bryan Jennings were each on the receiving end of six passes totaling 119 and 77 yards, respectively.

The win was the 10th straight for Tech, which earned the appearance with its first BIG EAST Conference championship. The Hokies had tremendous fan support at the game. The Tech Ticket Office sold its complete allotment of 15,000 tickets in just four days; it was estimated that nearly 25,000 Tech fans were on hand for the victory.



**December 31, 1995 • New Orleans, La.
Louisiana Superdome • Att: 70,283**

Virginia Tech	0	7	7	14	—	28
Texas	7	3	0	0	—	10

UT (4:32 re 1st) — Fitzgerald 4 pass from Brown (Dawson kick)

UT (13:19 re 2nd) — FG Dawson 52

VT (2:34 re 2nd) — Still 60 punt return (Larsen kick)

VT (2:32 re 3rd) — Parker 2 run (Larsen kick)

VT (12:28 re 4th) — Still 54 pass from Druckenmiller (Larsen kick)

VT (5:08 re 4th) — Baron 20 fumble return (Larsen kick)

Team Statistics	VT	TEXAS
First Downs	20	15
Rushes-yds.	32-105	33-78
Passing yds.	266	148
Return yds.	84	42
Passes	18-34-1	14-37-3
Punts-avg.	8-37.0	9-40.0
Fumbles-lost	5-2	2-1
Penalties-yds.	11-99	9-91
Time of poss.	30:25	29:35
Sacks by	5-36	2-1



Individual Leaders

Rushing — VT, D. Thomas 15-62, Oxendine 8-31, Edmonds 3-10, Parker 2-4, Druckenmiller 3-1, Whipple 1-(-3); TEX, Williams 12-62, Mitchell 15-59, Brown 6-(-43).

Passing — VT, Druckenmiller 18-34-1-266;

TEX, Brown 14-36-3-148, McLemore 0-1-0-0.

Receiving — VT, Still 6-119, Jennings 6-77, Holmes 2-30, Edmonds 2-16, White 1-16, Parker 1-8; TEX, M. Adams 6-92, Fitzgerald 3-21, Davis 2-27, Williams 1-6, McGarity 1-1, Mitchell 1-1.



Cornell Brown and his defensive mates caused trouble for the Longhorn's vaunted "BMW" offense all game. Sugar Bowl MVP Bryan Still returns a punt for a touchdown (right) that started Tech's comeback over Texas.

1996 Orange Bowl

Nebraska 41, Virginia Tech 21

MIAMI, Fla. — Virginia Tech's second venture into Bowl Alliance territory wasn't as successful as the first, but the Hokies' 41-21 loss to power-packed Nebraska was much closer than the final score indicated.

Nebraska out-gained Tech by just seven yards, 415 to 408, in total offense and managed to lead by only three points with less than one minute remaining in the third quarter. In the end, it was the Nebraska depth that wore down the Hokies.

A crowd of 51,212 at Pro Player Stadium saw Tech quarterback Jim Druckenmiller throw three touchdown passes despite a fierce rush by the Cornhusker defenders. Tech opened the scoring with 3:14 left in the first quarter when Marcus Parker scored on a 19-yard screen pass from Druckenmiller.

Nebraska answered with a 25-yard field goal by Kris Brown and a 5-yard scoring run by quarterback Scott Frost. Then came the

play that may have been most crucial in the Hokies' defeat. Druckenmiller fumbled when hit and Nebraska's Jason Peter scooped up the ball and ran 31 yards into the end zone. That made the score 17-7, Nebraska.

Tech came right back, scoring with just 19 seconds left in the half on a 6-yard pass from Druckenmiller to Shawn Scales, who took the ball away from a Cornhusker defender. The score was 24-21 in favor of Nebraska after Druckenmiller's 33-yard scoring pass to Cornelius White late in the third quarter. But Nebraska then salted the victory away, scoring the final 17 points.

Tailback Ken Oxendine was voted Tech's Most Valuable Player after running for 150 yards on 20 carries — the fifth-best individual rushing performance in the bowl's history. Druckenmiller wound up completing 16 of 33 passes for 214 yards. The Hokies' top defensive player was safety Torrian Gray who had a total of 12 tackles.



Ken Oxendine (28) ran for 150 yards against Nebraska's defense in the 1996 Orange Bowl and Jim Druckenmiller (16) threw three TD passes.


**December 31, 1996 • Miami, Fla.
Pro Player Stadium • Att: 51,212**

Virginia Tech	7	7	7	0	—	21
Nebraska	0	17	14	10	—	41

VT (3:14 re 1st) — Parker 19 pass from Druckenmiller (Graham kick)
 UN (13:25 re 2nd) — FG Brown 25
 UN (9:14 re 2nd) — Frost 5 run (Brown kick)
 UN (3:36 re 2nd) — Peter 31 fumble ret (Brown kick)
 VT (0:19 re 2nd) — Scales 6 pass from Druckenmiller (Graham kick)
 UN (9:54 re 3rd) — Benning 33 run (Brown kick)
 VT (4:58 re 3rd) — White 33 pass from Druckenmiller (Graham kick)
 UN (0:20 re 3rd) — Benning 6 run (Brown kick)
 UN (7:52 re 4th) — FG Brown 37
 UN (3:26 re 4th) — Frost 22 run (Brown kick)

Team Statistics	VT	UN
First downs	22	25
Rushes-yds.	39-193	49-279
Passing yds.	214	136
Return yds.	95	147
Passes	16-33-0	11-22-0
Punts-avg.	5-34	2-45
Fumbles-lost	1-1	1-0
Penalties-yds.	5-89	3-16
Time of poss.	31:02	28:58
Sacks by	0-0	3-24

Individual Leaders
 Rushing — VT, Oxendine 20-150, Parker 8-22, Druckenmiller 9-18, Stith 2-3; UN, Benning 15-95, Frost 9-62, Green 7-52, Sims 8-48, Makovicka 4-12, Turman 2-8, Schuster 4-2.
 Passing — VT, Druckenmiller 16-33-0-214; UN, Frost 11-22-0-136.
 Receiving — VT, Jennings 4-58, Oxendine 3-60, Parker 3-28, White 2-38, Stuewe 2-23, Scales 2-7; UN, Wiggins 3-36, Lake 2-27, Cheatham 1-23, Brown 1-23, S. Jackson 1-11, V. Jackson 1-9, Holbein 1-5, Benning 1-2.



2006 Toyota Gator Bowl

1998 Gator Bowl

North Carolina 42, Virginia Tech 3

JACKSONVILLE, Fla. — Highly rated North Carolina outplayed Virginia Tech in every phase of the game to score a 42-3 victory in the Toyota Gator Bowl game at Alltel Stadium.

The Tar Heels, ranked seventh by the AP and fifth by the coaches, impressed a crowd of 54,116 by passing for 318 yards and grinding out 124 more yards on the ground. Tech, meanwhile, was held to a total of 185 yards, its lowest total of the season.

Two of Carolina's first-half touchdowns came on defensive plays. The Tar Heels blocked a punt in the first quarter and Dré Bly returned it six yards for a touchdown. Then in the second period, Tech quarterback Al Clark fumbled in the end zone and Greg Ellis fell on it for another UNC touchdown.

The Hokies never could get their offense on track, losing three of their six fumbles. Tech's only points came on a 40-yard field goal by Shayne Graham late in the third quarter.

Clark, recovering from a postseason knee operation, had to give way to reserve Nick Sorensen at the start of the second half. Sorensen went on to be voted Tech's Player of the Game by the media.

Tech was the winner in one category. For the fifth straight year, Hokie fan support far exceeded that of their bowl opponent. The Hokies sold almost twice as many tickets as the Tar Heels.





January 1, 1998 • Jacksonville, Fla.
Alltel Stadium • Att: 54,116

Virginia Tech	0	0	3	0	—	3
North Carolina	16	6	6	14	—	42

UNC (9:15 re 1st) — FG McGee 29
 UNC (6:07 re 1st) — Barnes 62 pass from Keldorf (McGee kick)
 UNC (1:03 re 1st) — Bly 6 blocked punt return (kick failed)
 UNC (14:53 re 2nd) — Ellis fumble recovery in end zone (pass failed)
 UNC (9:43 re 3rd) — Linton 1 run (kick failed)
 VT (4:37 re 3rd) — FG Graham 40
 UNC (14:55 re 4th) — Barnes 14 pass from Keldorf (McGee kick)
 UNC (5:01 re 4th) — Carrick 4 pass from Keldorf (McGee kick)

Team Statistics	VT	UNC
First downs	14	18
Rushes-yds.	40-95	37-109
Passing yds.	90	318
Return yds.	11	25
Passes	13-25-0	18-29-0
Punts-avg.	6-30.8	3-40.3
Fumbles-lost	6-3	0-0
Penalties-yds.	4-36	6-61
Time of poss.	30:29	29:31
Sacks by	2-9	5-40

Individual Leaders
 Rushing — VT, Oxendine 10-39, Scales 1-29, Pegues 7-27, Sorensen 10-19, Parker 4-2, Hawkins 1-1, Clark 7-(-22); UNC, Linton 20-68, Geter 7-25, D. Williams 5-24, Keldorf 5-(-8).
 Passing — VT, Clark 9-17-0-66, Sorensen 4-8-0-24; UNC, Keldorf 17-28-0-290, Schmitz 1-1-0-28.
 Receiving — VT, Parker 4-32, Stuewe 2-24, Harrison 4-21, Scales 1-13, Ellison 1-3, Oxendine 1-(-3). UNC, Barnes 3-89, Linton 6-81, Crumpler 5-77, N. Brown 2-39, Simmons 1-28, Carrick 1-4.




Tech fans take over Jacksonville (above) for a Gator Bowl pep rally on New Year's Eve. The Hokies are well known for their tremendous bowl following, and for the fifth straight year, took more fans to a bowl game than their opponent. Nick Sorensen (right) was named Tech's MVP for the game.

2006 Toyota Gator Bowl

1998 Music City Bowl

Virginia Tech 38, Alabama 7



Al Clark got the Hokies on the board early with this 43-yard touchdown run.

NASHVILLE, Tenn. — A sellout crowd of 41,600, who braved freezing rain and a wind chill that dipped to 14 degrees, watched as Virginia Tech beat Alabama, 38-7, in the inaugural American General Music City Bowl in Nashville, Tenn.

The win was Tech's first-ever football victory against Alabama, snapping a 10-game losing streak against the Crimson Tide. The winning margin was the largest ever in a bowl game for the Hokies, while the losing margin was the second-worst in a bowl game for the Tide.

Quarterback Al Clark got Tech off to a quick start with a 43-yard touchdown run on the fourth play of the game. But for the rest of the first half, the Hokies failed to take advantage of opportunities. A 44-yard Shayne Graham field goal near the end of the second quarter enabled Tech to take a 10-7 lead at halftime.

Things changed dramatically for the Hokies in the second half as they began to make the most of every opportunity, thanks in large part to the play of defensive end Corey Moore.

Moore forced Alabama quarterback Andrew Zow to throw an interception to Tech linebacker Phillip Summers early in the third quarter. That led to a 1-yard touchdown run by Lamont Pegues, which gave the Hokies



a 17-7 lead. Moore then blocked an Alabama punt to set up another Tech rushing touchdown — this time a 4-yard burst by Shyrone Stith.

Tech polished things off in the fourth quarter. The Hokies recovered a fumbled punt at the Alabama 19 and marched in for another

Dec. 29, 1998 • Nashville, Tenn.
Vanderbilt Stadium • Att: 41,600

Virginia Tech	7	3	14	14	—	38
Alabama	0	7	0	0	—	7

VT (12:25 re 1st) — Clark 43 run (Graham kick)

UA (9:13 re 2nd) — Vaughn 5 pass from Zow (Pflugner kick)

VT (6:41 re 2nd) — FG Graham 44

VT (8:16 re 3rd) — Pegues 1 run (Graham kick)

VT (5:08 re 3rd) — Stith 4 run (Graham kick)

VT (13:31 re 4th) — Pegues 1 run

(Graham kick)

VT (7:33 re 4th) — Midget 27 interception return

(Graham kick)

Team Statistics	VT	UA
First downs	15	15
Rushes-yds	43-207	32-50
Passing yds.	71	224
Return yds.	78	-3
Passes	7-14-1	19-35-3
Punts-avg.	3-46.7	6-29.0
Fumbles-lost	0-0	2-1
Penalties-yds.	5-31	10-94
Time of poss.	23:43	36:17
Sacks by	3-13	4-27

Individual Leaders

Rushing — VT, Stith 10-71, Clark, 9-55, Pegues 15-41, Kendrick 3-27, Harrison 1-9, Ward 2-4, J. Ferguson 3-0; UA, Alexander 21-55, McClintock 3-3, Zow 8-(-8).

Passing — VT, Clark 7-14-71-1; UA, Zow 19-35-224-3.

Receiving — VT, Harrison 2-11, J. Ferguson 1-14, Stith 1-9, Hall 1-20, E. Johnson 1-8, Pegues 1-9; UA Alexander 8-87, Vaughn 3-55, Milons 2-17, Jackson 2-20, Hall 2-14, Bowens 1-16, Locke 1-15.

TD by Pegues. Tech defensive back Anthony Midget put the finishing touches on with a 27-yard interception return for a touchdown.



Tech blocked two punts against the Crimson Tide, including this one by Corey Moore (56).

2006 Toyota Gator Bowl

2000 Sugar Bowl

Florida State 46, Virginia Tech 29

NEW ORLEANS, La. — Playing on the biggest stage in school history — the national championship game — Virginia Tech proved it belonged among the nation's elite, but fell short in its drive to capture the coveted national crown. In the end, the Hokies simply could not overcome their own mistakes and the big plays of the Florida State Seminoles during a 46-29 loss in the Nokia Sugar Bowl.

In one of the best championship games in recent history, Tech rallied from a 21-point first-half deficit to take the lead from the top-ranked Seminoles going into the fourth quarter. The Hokies had the momentum of 22-straight points heading into the final period, but that momentum turned in FSU's favor on a crucial fourth-and-one play with just over 14 minutes remaining in the game.



The Seminoles picked up the first down and went on to take the lead with a touchdown at the 12:59 mark. A Tech fumble led to an FSU field goal less than three minutes later, and the Seminoles iced the game with another TD with 7:42 remaining.

Tech showed no fear against its highly touted opponent, driving 76 yards to the FSU 4 on its first possession of the game only to fumble. It was the first of several costly mistakes. Florida State scored on a blocked punt and a punt return on the way to building a 28-7 lead.

Sensational redshirt-freshman quarterback Michael Vick directed an 80-yard scoring drive just before the half to get the Hokies closer at 28-14. Tech added 15 more points in the third quarter to go ahead, 29-28.

Vick accounted for 323 yards of total offense. He constantly avoided FSU's rush with a dazzling display of footwork that led to 97 yards rushing and a touchdown. Vick added 225-yards passing and another TD.

Tech out-gained the Seminoles, 503 yards to 359, but 170 of FSU's total yards came on three long touchdown passes.

**January 4, 2000 • New Orleans, La.
Louisiana Superdome • Att: 79,280**

Virginia Tech	7	7	15	0	—	29
Florida State	14	14	0	18	—	46

FSU (3:22 re 1st) — Warrick 64 pass from Weinke (Janikowski kick)
 FSU (2:14 re 1st) — Chaney 6 blocked punt return (Janikowski kick)
 VT (0:30 re 1st) — Davis 49 pass from Vick (Graham kick)
 FSU (13:45 re 2nd) — Dugans 63 pass from Weinke (Janikowski kick)
 FSU (11:40 re 2nd) — Warrick 59 punt return (Janikowski kick)
 VT (0:37 re 2nd) — Vick 3 run (Graham kick)
 VT (7:54 re 3rd) — FG Graham 23
 VT (5:57 re 3rd) — Kendrick 29 run (pass failed)
 VT (2:13 re 3rd) — Kendrick 6 run (pass failed)
 FSU (12:59 re 4th) — Dugans 14 pass from Weinke (Warrick pass from Weinke)
 FSU (10:26 re 4th) — FG Janikowski 32
 FSU (7:42 re 4th) — Warrick 43 pass from Weinke (Janikowski kick)

Team Statistics	VT	FSU
First downs	24	15
Rushes-yds.	52-278	23-30
Passing yds.	225	329
Return yds.	88	80
Passes	15-29-0	20-34-1
Punts-avg.	6-29	7-44
Fumbles-lost	3-3	2-0
Penalties-yds.	6-65	7-59
Time of poss.	36:25	23:35
Sacks by	4-31	7-37

Individual Leaders
 Rushing — VT, Vick 23-97, Kendrick 12-69, Stith 11-68, Davis 1-16, Johnson 1-12, Sorensen 1-7, Ferguson 1-5, Hawkins 1-4, Graham 1-0; FSU, Chaney 4-43, Minor 9-39, Team 3-(-7), Weinke 7-(-41).
 Passing — VT, Vick 15-29-0-225; FSU, Weinke 20-34-1-329.
 Receiving — VT, Davis 7-108, Hawkins 2-49, Kendrick 2-27, Johnson 1-23, Wynn 1-7, Ferguson 1-6, Carter 1-5; FSU, Warrick 6-163, Dugans 5-99, Minnis 2-25, Minor 2-23, Morgan 2-10, Chaney 2-5, Boldin 1-4.



Michael Vick (above) wowed the nation with his performance in the national championship game against Florida State. Great plays such as Anthony Midget's interception (right) had the Hokies leading going into the fourth quarter.

2001 Gator Bowl

Virginia Tech 41, Clemson 20

JACKSONVILLE, Fla. — Thanks to big plays from a Michael Vick-led offense and a strong defensive performance, Virginia Tech exorcised its Jacksonville demons and rang in the new year by defeating Clemson 41-20 in front of 68,741 fans at the 56th annual Gator Bowl. With the win, Tech snapped its two-game losing streak in Gator Bowl games.

The Hokies held Clemson to three-and-out on the Tigers' first possession, forcing them to punt. Clemson snapper Henry Owen, though, tossed back a poor snap to Jamie Somaini who was tackled for a loss at the Clemson 23.

The Hokies then took advantage of the great field position. On Tech's first play, Vick hit fullback Jarrett Ferguson with a perfect strike up the middle and Ferguson coasted into the end zone for the touchdown.

Vick accounted for Tech's second touchdown as well. Near the end of the first quarter, the redshirt sophomore led the Hokies on a 59-yard march that ended with him scoring on a 6-yard run — on third-and-goal — with 1:08 left in the quarter.

Clemson sliced into Tech's lead in the second quarter, but the Hokies answered, getting three plays for 45 yards or more and all three led to touchdowns.

A 49-yard pass play from Vick to André Kendrick on third-and-2 put the Hokies at the Clemson 4, and two plays later, tailback Lee Suggs scored from the 3. The extra point

capped a seven-play, 78-yard drive and gave the Hokies a 21-10 lead that they took into the locker room at halftime.

On Tech's first possession of the second half, Vick hit André Davis for a 55-yard gain to the Clemson 1 and Suggs scored from a yard out on the next play — his second of three scores on the day.

After a Clemson field goal made the score 27-13, the Hokies answered with another big play and another touchdown. A 45-yard run by Kendrick got the Hokies into Clemson territory, and four plays later, Ferguson polished off the drive — and the Tigers — with a 5-yard touchdown run.

On the other side of the ball, Tech kept Clemson quarterback Woody Dantzler on the run — backwards — all day long. The Hokies held Clemson to 88 yards rushing, sacked Clemson's quarterbacks six times and picked off two passes.

Vick, playing his final collegiate game, finished with 224 yards of total offense and earned the game's most valuable player award. He completed 10 of 18 passes for 205 yards, with one touchdown and one interception. He averaged more than 20 yards per completion.



January 1, 2001 • Jacksonville, Fla.
Alltel Stadium • Att: 68,741

Clemson	0	10	3	7	—	20
Virginia Tech	14	7	13	7	—	41

VT (13:23 re 1st) — Ferguson 23 pass from Vick (Warley kick)
 VT (1:08 re 1st) — Vick 6 run (Warley kick)
 CU (2:34 re 2nd) — Zachery 23 pass from Dantzler (Hunt kick)
 CU (5:45 re 2nd) — FG Hunt 28
 VT (2:26 re 2nd) — Suggs 3 run (Warley kick)
 VT (12:19 re 3rd) — Suggs 1 run (kick failed)
 CU (7:19 re 3rd) — FG Hunt 26
 VT (5:14 re 3rd) — Ferguson 5 run (Warley kick)
 CU (7:19 re 4th) — Gardner 23 pass from Simmons (Hunt kick)
 VT (3:41 re 4th) — Suggs 5 run (Warley kick)


Team Stats	VT	CU
First downs	19	21
Rushes-yds.	47-211	35-88
Passing yds.	205	243
Return yds.	31	0
Passes	10-18-1	21-44-2
Punts-avg.	2-32.0	5-38.4
Fumbles-lost	2-2	2-0
Penalties-yds.	2-20	7-50
KO ret.-yds.	4-96	5-94
Interceptions-yds.	2-27	1-0
Time of poss.	31:36	28:24
3rd downs	5 of 11	5 of 16
4th downs	0 of 1	1 of 3
Sacks by	6-28	2-22

Individual Leaders

Rushing — VT, Suggs 20-73, Kendrick 4-52, Ferguson 6-26, Ward 4-24, Vick 9-19, Burnell 1-6, Hawkins 2-6, Johnson 1-5; CU, Dantzler 18-81, Zachery 5-15, Rambert 4-7, Kelly 2-3, Team 1-(-8), Simmons 5-(-10).

Passing — VT, Vick 10-18-1-205; CU, Dantzler 15-32-1-180, Simmons 6-12-1-63.

Receiving — VT, Davis 2-70, Kendrick 2-55, Wynn 2-27, Ferguson 1-23, Hawkins 1-14, Wilford 1-9, Johnson 1-7; CU, Gardner 7-94, Watts 4-59, Zachery 2-25, Robinson 2-25, Kelly 3-22, Rambert 2-14, Youngblood 1-4.



The Tech defense harassed Tiger QB Woody Dantzler all game long.

2006 Toyota Gator Bowl

2002 Gator Bowl

Florida State 30, Virginia Tech 17

JACKSONVILLE, Fla. — Despite 158 yards receiving from André Davis in the final game of his career, Virginia Tech couldn't hold off the big-play capabilities of Florida State, falling to the Seminoles, 30-17, in front of 72,202 fans at the 57th annual Gator Bowl on New Year's Day.

In a game eerily similar to the 1999 Sugar Bowl game in which the Hokies and Seminoles battled for the national championship, Tech led after three quarters. A 55-yard touchdown pass from Tech quarterback Grant Noel to Davis with 40 seconds left in the third quarter gave the Hokies a 17-13 lead.

But then the big plays by FSU killed Tech. On the first play of the fourth quarter, FSU quarterback Chris Rix found Javon Walker on a 77-yard scoring play that gave the Seminoles a 20-17 lead.

The Hokies drove to the Seminole 32 on their next possession, but tailback Kevin Jones was stopped on fourth-and-1, giving FSU the ball on

downs. On the next play, Rix hit Walker again, this time for 50 yards to the Tech 18. That led to a 35-yard field goal by Xavier Beitia with 10:13 left in the game that gave the Seminoles a 23-17 lead.

The Seminoles put the game away late in the fourth quarter. A 23-yard touchdown pass from Rix to Walker accounted for the final margin.

Rix threw for 326 yards and two touchdowns, while Walker caught four passes for 195 yards — a new Gator Bowl record — and two touchdowns.

Noel completed 15-of-27 for 269 yards for Tech. Davis was the Hokies' MVP in the game, catching five passes for 158 yards and a score.

The loss marked the end of the careers of 22 Tech seniors. That senior class went down as the winningest class in school history with a 39-9 record.

The Gator Bowl appearance marked Tech's ninth-straight bowl game, a feat matched by only six other college teams.




January 1, 2002 • Jacksonville, Fla.
Alltel Stadium • Att: 72,202

Virginia Tech	3	0	14	0	-	17
Florida State	0	10	3	17	-	30

VT (10:56 re 1st) – FG Warley 36
 FSU (6:32 re 2nd) – Rix 1 run (Beitia kick)
 FSU (1:26 re 2nd) – FG Beitia 50
 VT (10:02 re 3rd) – Jones 5 run (Warley kick)
 FSU (1:42 re 3rd) – FG Beitia 47
 VT (0:40 re 3rd) – Davis 55 pass from Noel (Warley kick)
 FSU (14:48 re 4th) – Walker 77 pass from Rix (Beitia kick)
 FSU (10:13 re 4th) – FG Beitia 35
 FSU (2:14 re 4th) – Walker 23 pass from Rix (Beitia kick)

Team Stats	VT	FSU
First downs	16	19
Rushes-yds.	40-43	39-104
Passing yds.	269	326
Return yds.	23	19
Passes	15-29-1	12-25-1
Punts-avg.	7-29.9	4-40.5
Fumbles-lost	2-1	1-1
Penalties-yds.	4-30	4-25
KO ret.-yds.	6-127	4-52
Interceptions-yds.	1-9	1-6
Time of poss.	31:09	28:51
3rd downs	3 of 14	4 of 12
4th downs	0 of 2	1 of 1
Sacks by	4-34	5-33

Individual Leaders
 Rushing – VT, K. Jones 23-55, J. Ferguson 3-13, Burnell 2-1, Noel 12-(-26); FSU, G. Jones 23-120, Maddox 3-6, Gardner 1-(-3), Rix 12-(-19).
 Passing – VT, Noel 15-27-0-269, Randall 0-1-1-0, Johnson 0-1-0-0; FSU, Rix 12-25-1-326.
 Receiving – VT, A. Davis 5-158, J. Ferguson 5-32, Slowikowski 2-36, E. Johnson 2-21, Parham 1-22; FSU, J. Walker 4-195, Bell 3-43, C. Thorpe 2-48, T. Gardner 2-21, N. Maddox 1-29.



Kevin Jones heads into the end zone for the Hokies' first touchdown of the game (above). André Davis (right) later scores on a 55-yard pass from Grant Noel.

2002 San Francisco Bowl

Virginia Tech 20, Air Force 13

SAN FRANCISCO — Virginia Tech rallied from a 10-point deficit and then held off Air Force on the game's final drive to win the inaugural Diamond Walnut San Francisco Bowl, 20-13, at Pacific Bell Park. With the win, Tech finished the season 10-4, marking the third time in four years that the Hokies had posted 10 or more victories.

Things looked shaky in the early going when the Hokies found themselves on the wrong end of a 10-0 score just eight minutes into the game. From there on, however, Tech's defense held the Falcons in check, allowing just three points.

A pass interception by Tech linebacker Vegas Robinson set up the Hokies' first touchdown, which came on a 16-yard run by tailback Lee Suggs with 2:26 left in the first quarter. Place-kicker Carter Warley booted a 23-yard field goal with 33 seconds in the half to tie the game.

Tech took the lead for good in the third quarter with a 60-yard drive that was capped by Suggs' second touchdown of the game — a 1-yard run. The two teams traded field goals the rest of the way, setting up the Falcons' final drive.

Air Force began that final push on its own 18 and moved all the way to the Tech 10. Two incompletions left the Falcons with seven seconds on the clock and a chance for one last play. Air Force quarterback

Chance Harridge dropped back to pass on the final play, but failed to find anyone open. He tried to scramble for the end zone and was met head-on by Tech cornerback Ronyell Whitaker at the four.

A desperation lateral attempt was stuffed, and the Hokies' victory celebration began. The big play was Whitaker's second on the final drive. Earlier, he batted away a sure touchdown pass at the goal line.

Tech quarterback Bryan Randall was named the game's most valuable offensive player. Randall completed 18-of-23 passes for 177 yards and did not have any turnovers.

Defensively, Tech held Air Force's top-ranked

December 31, 2002 • San Francisco, Calif. Pacific Bell Park • Att: 25,966

Air Force	10	0	0	3	—	13
Virginia Tech	7	3	7	3	—	20

AF (12:00 re 1st) — Ward 15 run (Ashcroft kick)
 AF (7:36 re 1st) — FG Ashcroft 45
 VT (2:26 re 1st) — Suggs 16 run (Warley kick)
 VT (0:33 re 2nd) — FG Warley 23
 VT (4:55 re 3rd) — Suggs 1 run (Warley kick)
 AF (9:58 re 4th) — FG Ashcroft 21
 VT (4:11 re 4th) — FG Warley 37

Team Stats	AF	VT
First downs	17	21
Rushing yds.	227	101
Passing yds.	91	177
Return yds.	22	30
Passes	4-19-2	18-23-0
Punts-avg.	3-31	3-40
Fumbles-lost	1-0	2-1
Penalties-yds.	7-73	3-25
Time of poss.	30:25	29:35
Sacks by	2-19	0-0

Individual Leaders

Rushing — AF, Butler 17-75, Harridge 18-70, Palmer 4-22, Ward 2-20, Massie 5-17, Clark 2-10, Stephens 2-4, Heier 1-4, Cole 1-3, Gehrsitz 1-2; VT, Suggs 19-70, Jones 11-35, Eastlick 2-16, Randall 8-(-20).
 Passing — AF, Harridge 4-19-2-91; VT, Randall 18-23-0-177.

Receiving — AF, Park 1-17, Waller 1-20, Strecker 1-18, Heier 1-6; VT, Wilford 5-50, Witten 4-48, Parham 4-35, Jones 2-7, Willis 1-20, Eastlick 1-10, Hamilton 1-7.

rushing attack to 227 yards, 87 below its average. The Falcons completed just 4-of-19 passes during the game and were intercepted twice by the Hokies.



Tailback Lee Suggs (22) ran for two touchdowns and freshman free safety Jimmy Williams (18) posted a team-leading 10 tackles in the inaugural Diamond Walnut San Francisco Bowl.

2006 Toyota Gator Bowl

2003 Insight Bowl

California 52, Virginia Tech 49

PHOENIX — It wasn't New Year's Eve, but the Virginia Tech Hokies and the California Golden Bears certainly blasted off more than their fair share of fireworks. Unfortunately for the Hokies, Cal got to fire off the final round.

Cal kicker Tyler Fredrickson, who came into the game having made just 14 of 29 field goal attempts all season, drilled a 35-yarder at the final horn to lift Cal past the Hokies 52-49 in a thrilling Insight Bowl game played in front of a record crowd of 42,364 fans at Bank One Ballpark in Phoenix.

Trailing by seven at halftime, Cal scored touchdowns on its first four possessions of the second half, taking a 49-35 lead on a 13-yard run by Vincent Strang with 6:26 left in the game. Strang's touchdown capped a 65-yard drive that ate 7:09 off the clock.

But the Hokies rallied, scoring 14 unanswered points themselves. After Strang's touchdown, Tech went 80 yards in less than two minutes and quarterback Bryan Randall found Chris Shreve for a 28-yard touchdown that cut the Cal lead to seven, 49-42, with 4:28 left.

Tech forced the Bears to punt on Cal's next possession — Cal's only punt of the second half. Tech punt returner DeAngelo Hall got the ball and tied the game at 42 when he took that punt 52 yards for a touchdown with 3:11 remaining.

But on the ensuing kickoff after Hall's touchdown, Tech's Brandon Pace kicked the ball out of bounds, giving the Bears the ball at the 35. Cal marched 47 yards on seven plays, reaching the Tech 18 before calling a timeout with two seconds in the game to set up Fredrickson's heroics.

The loss overshadowed a brilliant game by Tech's offense, and most notably, Randall, who completed 24-of-34 for 398 yards and four touchdowns. He also scored a touchdown rushing, thus accounting for five of Tech's seven scores. Keith Willis, Ernest Wilford and Shreve also enjoyed huge games in their final contest as Hokies.

Willis became the first Tech player ever to catch two touchdown passes in a bowl game and Wilford broke Antonio Freeman's career mark for receptions. Shreve caught three passes for 93 yards and the touchdown. Kevin Jones, also playing his final game as a Hokie before heading to the NFL, rushed for 153 yards on 16

December 26, 2003 • Phoenix, Ariz.
Bank One Ballpark • Att: 42,364

California	7	14	21	10	—	52
Virginia Tech	21	7	0	21	—	49


CAL (9:56 re 1st) — Rodgers 1 run (Fredrickson kick)
 VT (7:18 re 1st) — Randall 2 run (Warley kick)
 VT (2:44 re 1st) — Willis 3 pass from Randall (Warley kick)
 VT (0:50 re 1st) — Vick 36 pass from Randall (Warley kick)
 CAL (9:10 re 2nd) — Lyman 33 pass from Rodgers (Fredrickson kick)
 VT (5:16 re 2nd) — Jones 11 run (Warley kick)
 CAL (0:30 re 2nd) — Arrington 13 pass from Rodgers (Fredrickson kick)
 CAL (10:16 re 3rd) — Manderino 3 run (Fredrickson kick)
 CAL (5:59 re 3rd) — Echemandu 9 run (Fredrickson kick)
 CAL (0:48 re 3rd) — Rodgers 8 run (Fredrickson kick)
 VT (13:35 re 4th) — Willis 22 pass from Randall (Pace kick)
 CAL (6:26 re 4th) — Strang 13 run (Fredrickson kick)
 VT (4:28 re 4th) — Shreve 28 pass from Randall (Pace kick)
 VT (3:11 re 4th) — Hall 52 punt return (Warley kick)
 CAL (0:00 re 4th) — FG Fredrickson 35

Team Stats	CAL	VT
First downs	27	27
Rushes-yds.	41-136	26-153
Passing-yds.	394	398
Return yds.	14	53
Passes	27-35-0	24-36-0
Punts-avg.	4-39.8	2-41.0
Fumbles-lost	1-0	0-0
Penalties-yds.	4-25	6-40
Time of poss.	37:15	22:45
Sacks by	2-18	2-11

Individual Leaders
 Rushing — CAL, Arrington 11-37, Echemandu 13-34, Rodgers 10-30, Strang 4-24, Manderino 3-11; VT Jones 16-153, Vick 3-5, Humes 1-3, Randall 6-20.
 Passing — CAL Rodgers 27-35-0-394; VT Randall 24-34-0-398, Vick 0-1-0-0, Johnson 0-1-0-0.
 Receiving — CAL Toler 6-84, Lyman 5-149, Arrington 5-38, Hall 3-62, Echemandu 3-28, Manderino 3-23, Rust 1-7, Gray 1-3; VT Wilford 8-110, Vick 4-82, Jones 4-25, Shreve 3-93, Johnson, R. 2-55, Willis 2-25, Imoh 1-8.



Bryan Randall (above) completed 24 of 34 passes for 398 yards and four touchdowns as Tech put up 551 yards of total offense. Ernest Wilford hauled in eight passes for 110 yards in his final game as a Hokie.



carries and scored a touchdown. Tech finished with 551 yards of total offense.

The Hokies, who were playing in their 11th-consecutive bowl game, finished the season 8-5 overall.

2005 Sugar Bowl

Auburn 16, Virginia Tech 13

NEW ORLEANS, La.—The No. 9 Virginia Tech Hokies took the undefeated and No. 3-ranked Auburn Tigers to the final two minutes of the game, but could not pull off the upset in the 71st Nokia Sugar Bowl. The Hokies fell to the Tigers 16-13 in front of 77,349 fans at the Superdome.

With the Hokies trailing 16-6 late in the game and 2:13 showing on the clock, Tech took over at its 20. Quarterback Bryan Randall took the snap, got the safety to bite on a pump fake to Josh Morgan, and then hit Morgan deep for the 80-yard strike to bring Tech within three points with 2:01 remaining.

The touchdown pass gave Randall sole possession of Tech's career touchdown passes record with 48. He surpassed Maurice DeShazo's 47 with the final pass of his collegiate career.

Tech still had life after the touchdown, but Auburn recovered the onsideline kick and ran out the clock.

After the Hokies punted on their first series of the game, Auburn took over at its 24 and quickly put the pressure on Tech. A 35-yard play-action pass from Jason Campbell to tight end Cooper Wallace on the Tigers' first play, followed immediately by Ronnie Brown rumbling 31 yards straight up the gut, put Auburn at the Tech 8. Tech's defense stiffened and Auburn settled for a 23-yard John Vaughn field goal and

a 3-0 lead. The Tigers would add a 19-yard field goal with 1:10 remaining in the quarter for a 6-0 advantage.

The Hokies threatened Auburn in the second quarter, starting on their own 24 and reaching the Auburn 3-yard line in just five plays. A 30-yard strike from Randall to Josh Hyman put Tech in position to tie the game or take the lead. However, Auburn's defense stopped Tech and took over on downs.

Auburn took over at its 1 and proceeded to march down the field. The Tech defense once again kept the Hokies in the game, though, by forcing a 24-yard field goal. Auburn took its

9-0 lead into the locker room at halftime.

Auburn gained a 16-0 advantage on a touchdown by Devin Aromashodu, the Tech defense stiffened. Facing a second-and-11 from the 20, Campbell rolled out and threw to the sideline, but was intercepted by Jimmy Williams at the 33. The Hokies once again had an opportunity to resurrect their chances, but came up short on the 6-yard line. Brandon Pace missed a 23-yard field goal attempt.

The Hokies finally got on the scoreboard with 6:58 remaining in the game. After a Cadillac Williams fumble gave Tech the ball at its own 22, the Hokies marched 78 yards in six plays and reached paydirt when Randall found Morgan in the left flat. Morgan picked up a block from



January 3, 2005 • New Orleans, La.
Louisiana Superdome • Att: 77,349

Virginia Tech	0	0	0	13	—	13
Auburn	6	3	7	0	—	16

AU (8:44 re 1st) — FG Vaughn 23
 AU (1:10 re 1st) — FG Vaughn 19
 AU (1:50 re 2nd) — FG Vaughn 24
 AU (10:39 re 3rd) — Aromashodu 5 pass from Campbell (Vaughn kick)
 VT (6:58 re 4th) — Morgan 29 pass from Randall (pass failed)
 VT (2:01 re 4th) — Morgan 80 pass from Randall (Pace kick)

Team Statistics	VT	AU
First downs	19	14
Rushes-yds.	22-76	43-110
Passing yds.	299	189
Return yds.	71	39
Passes	21-38-2	11-16-1
Punts-avg.	5-35.2	4-43.0
Fumbles-lost	0-0	1-1
Penalties-yds.	7-57	4-35
Time of poss.	26:26	33:34
Sacks by	2-17	1-11

Individual Leaders


Rushing — VT, Randall 9-45, Imoh 6-16, Humes 6-10, Hamilton 1-5; AU, Brown 14-68, C. Williams 19-61, Campbell 6-(-3).

Passing — VT, Randall 21-38-2-299; AU, Campbell 11-38-1-189.

Receiving — VT, Hyman 5-71, Morgan 3-126, Royal 3-37, King 3-12, Clowney 2-23, Mazetta 1-20, Humes 1-10, Hamilton 1-6, Harper 1-2, Imoh 1-(-8); AU, Taylor 5-87, Mix 2-68, C. Williams 2-(-6), Wallace 1-35, Aromashodu 1-5.

Hyman and went 29 yards for the score. The two-point pass to Richard Johnson was ruled a trap and the Hokies trailed 16-6.

Randall's pass kept Tech's scoring streak alive, which was in jeopardy up until that point. The Hokies have not been shut out since September 16, 1995 when they lost 16-0 to Cincinnati.



The Hokies take the field (left) for their fourth BCS bowl at the 2005 Sugar Bowl. Josh Morgan (above) runs for one of two touchdowns he scored on passes from Bryan Randall.

2006 Toyota Gator Bowl

Bowl Superlatives

LONGEST RUN FROM SCRIMMAGE: 77 yds., tb Maurice Williams vs. NC State, 1986 Peach
Opponent: 79 yds., tb Steve Hindman, Mississippi, 1968 Liberty (TD)

LONGEST PASS COMPLETION: 80 yds., qb Bryan Randall to se Josh Morgan vs. Auburn, 2005 Sugar (TD)
Opponent: 77 yds., qb Chris Rix to se Javon Walker, Florida State, 2002 Gator (TD)

LONGEST PUNT RETURN: 60 yds., Bryan Still vs. Texas, 1995 Sugar (TD)
Opponent: 59 yds., Peter Warrick, Florida State, 2000 Sugar (TD)

LONGEST KICKOFF RETURN: 63 yds., André Kendrick vs. Florida State, 2000 Sugar
Opponent: 51 yds., Jermaine Chaney, Indiana, 1993 Independence

LONGEST INTERCEPTION RETURN: 27 yds., cb Anthony Midget vs. Alabama, 1998 Music City (TD); cb Ronyell Whitaker vs. Clemson, 2001 Gator
Opponent: 70 yds., mon Robert Bailey, Mississippi, 1968 Liberty (TD)

LONGEST PUNT: 62 yds., Gene Fisher vs. Miami, 1966 Liberty
Opponent: 63 yds., Mark Simon, Air Force, 1984 Independence

LONGEST FIELD GOAL: 46 yds., Chris Kinzer vs. NC State, 1986 Peach
Opponent: 52 yds., Phil Dawson, Texas, 1995 Sugar

MOST RUSHING CARRIES: 27, tb Cyrus Lawrence vs. Miami, 1981 Peach
Opponent: 29, qb Bart Weiss, Air Force, 1984 Independence

MOST RUSHING YARDS: 153, tb Kevin Jones vs. California, 2003 Insight
Opponent: 121, tb Steve Hindman, Mississippi, 1968 Liberty

MOST RUSHING TOUCHDOWNS: 3, tb Lee Suggs vs. Clemson, 2001 Gator
Opponent: 3, James Stewart, Tennessee, 1994 Gator

MOST PASSING ATTEMPTS: 38 Bryan Randall vs. Auburn, 2005 Sugar
Opponent: 36, James Brown, Texas, 1995 Sugar

MOST PASSING COMPLETIONS: 24, Bryan Randall vs. California, 2003 Insight
Opponent: 27, Aaron Rodgers, California, 2003 Insight

MOST PASSING YARDS: 398, Bryan Randall vs. California, 2003 Insight
Opponent: 394, Aaron Rodgers, California, 2003 Insight



Kevin Jones ran for a Tech bowl-record 153 yards against California in the 2003 Insight Bowl.

Bowl Results

1947 Sun Bowl
Cincinnati 18, Virginia Tech 6

1966 Liberty Bowl
Miami (Fla.) 14, Virginia Tech 7

1968 Liberty Bowl
Mississippi 34, Virginia Tech 17

1980 Peach Bowl
Miami (Fla.) 20, Virginia Tech 10

1984 Independence Bowl
Air Force 23, Virginia Tech 7

1986 Peach Bowl
Virginia Tech 25, N. C. State 24

1993 Independence Bowl
Virginia Tech 45, Indiana 20

1994 Gator Bowl
Tennessee 45, Virginia Tech 23

1995 Sugar Bowl
Virginia Tech 28, Texas 10

1996 Orange Bowl
Nebraska 41, Virginia Tech 21

1998 Gator Bowl
North Carolina 42, Virginia Tech 3

1998 Music City Bowl
Virginia Tech 38, Alabama 7

2000 Sugar Bowl
Florida State 46, Virginia Tech 29

2001 Gator Bowl
Virginia Tech 41, Clemson 20

2002 Gator Bowl
Florida State 30, Virginia Tech 17

2002 San Francisco Bowl
Virginia Tech 20, Air Force 13

2003 Insight Bowl
California 52, Virginia Tech 49

2005 Sugar Bowl
Auburn 16, Virginia Tech 13

MOST TOUCHDOWN PASSES THROWN: 4, Bryan Randall vs. California, 2003 Insight
Opponent: 4, Chris Weinke, Florida State, 2000 Sugar

MOST RECEPTIONS: 8, se Ernest Wilford vs. California, 2003 Insight
Opponent: 7, wr Rod Gardner, Clemson, 2001 Gator

MOST YARDS ON RECEPTIONS: 158, fl André Davis vs. Florida State, 2002 Gator
Opponent: 195, se Javon Walker, Florida State, 2002 Gator

MOST TOUCHDOWNS BY RECEPTIONS: 2, se Josh Morgan vs. Auburn, 2005 Sugar; te Keith Willis vs. California, 2003 Insight
Opponent: 2, fl Thomas Lewis, Indiana, 1993 Independence; wr Octavus Barnes, North Carolina, 1998 Gator; wr Peter Warrick, Florida State, 2000 Sugar; wr Ron Dugans, Florida State, 2000 Sugar; se Javon Walker, Florida State, 2002 Gator

MOST YARDS TOTAL OFFENSE: 390, qb Bryan Randall vs. California, 2003 Insight
Opponent: 424, qb Aaron Rodgers, California, 2003 Insight

MOST POINTS: 18, tb Lee Suggs vs. Clemson, 2001 Gator
Opponent: 20, wr Peter Warrick, Florida State, 2000 Sugar

MOST FIELD GOALS MADE: 2, Chris Kinzer vs. NC State, 1986 Peach; Carter Warley vs. Air Force (2002 SF Bowl)
Opponent: 3, John Vaughn, Auburn, 2005 Sugar; Xavier Beitia, Florida State, 2002 Gator

MOST TACKLES: 15, lb Ashley Lee vs. Miami, 1981 Peach; lb Vince Daniels vs. Air Force, 1984 Independence
Opponent: 17, lb Pat Teague, NC State, 1986 Peach

MOST INTERCEPTIONS: 2, db Floyd Bowles vs. Cincinnati, 1947 Sun; rov Torrian Gray vs. Texas, 1995 Sugar
Opponent: 1, 20 different players

MOST INTERCEPTION RETURN YARDS: 27, cb Anthony Midget vs. Alabama, 1998 Music City;
cb Ronyell Whitaker vs. Clemson, 2001 Gator
Opponent: 70, mon Robert Bailey, Mississippi, 1968 Liberty

MOST KICKOFF RETURN YARDS: 142, Mike Imoh vs. California, 2003 Insight
Opponent: 89, Troy Russell, NC State, 1986 Peach

MOST PUNT RETURN YARDS: 88, Ike Charlton vs. Florida State, 2000 Sugar
Opponent: 89, Shawn Summers, Tennessee, 1994 Gator

BEST PUNTING AVERAGE: 46.7 yds., Jimmy Kibble vs. Alabama, 1998 Music City
Opponent: 44.5 yds., Jesse Kosch, Nebraska, 1996 Orange

100-YARD RUSHING PERFORMANCES: Kevin Jones (153 yds. vs. California, 2003 Insight); Ken Oxendine (150 yds. vs. Nebraska, 1996 Orange); Cyrus Lawrence (134 yds. vs. Miami, 1981 Peach); Maurice Williams (129 yds., vs. NC State, 1986 Peach); Ken Edwards (119 yds., vs. Mississippi, 1968 Liberty); Eddie Hunter (113 yds., vs. NC State, 1986 Peach); Dwayne Thomas (102 yds., vs. Tennessee, 1994 Gator)
Opponent: Steve Hindman (121 yds., Mississippi, 1968 Liberty); Mal Crite (101 yds., NC State, 1986 Peach); Greg Jones (120 yds., Florida State, 2002 Gator)

BLOCKED PUNTS: John Maskas (vs. Cincinnati, 1947 Sun); Jimmy Richards (vs. Miami, 1966 Liberty, set up TD); Keion Carpenter (vs. Alabama, 1998 Music City); Corey Moore (vs. Alabama, 1998 Music City, set up TD)
Opponent: Derrick Taylor (NC State, 1986 Peach, resulted in TD); Quinton Savage (North Carolina, 1998 Gator, resulted in TD); Tommy Polley (Florida State, 2000 Sugar, resulted in TD); Marcello Church (Florida State, 2002 Gator, set up TD)

MISCELLANEOUS TOUCHDOWNS: 1, Lawrence Lewis vs. Indiana, 1993 Independence, returned fumble 20 yds.; Antonio Banks vs. Indiana, 1993 Independence, returned blocked field goal 80 yds.; Jim Baron vs. Texas, 1995 Sugar, returned fumble 20 yds.
Opponent: 1, Brian Bulluck, NC State, 1986 Peach, recovered blocked punt for TD; Jason Peter, Nebraska, 1996 Orange, returned fumble 31 yds.; Dré Bly, North Carolina, 1998 Gator, returned blocked punt 6 yds.; Greg Ellis, North Carolina, 1998 Gator, recovered fumble for TD.

Team Bowl Marks

Tech Offensive High and Low Marks

	BEST	WORST
FIRST DOWNS	29 vs. NC State, 1986 Peach.....	7 vs. Miami, 1966 Liberty
Rushing	15 vs. NC State, 1986 Peach.....	4 twice (1966 Liberty, 2005 Sugar)
Passing	18 vs. California, 2003 Insight.....	0 vs. Mississippi, 1968 Liberty
RUSHING YARDS	330 vs. Mississippi, 1968 Liberty.....	34 vs. Cincinnati, 1947 Sun
PASSING YARDS	398 vs. California, 2003 Insight.....	2 vs. Mississippi, 1968 Liberty
TOTAL OFFENSE	551 vs. California, 2003 Insight.....	111 vs. Miami, 1966 Liberty
OFFENSIVE PLAYS	90 vs. NC State, 1986 Peach.....	56 vs. Miami, 1966 Liberty
Rushing Att.	60 twice (1968 Liberty, 1986 Peach).....	22 vs. Auburn, 2005 Sugar
Passing Att.	38 twice (1994 Gator, 2005 Sugar).....	7 vs. Mississippi, 1968 Liberty
PASSES COMPLETED	24 vs. California, 2003 Insight.....	1 vs. Mississippi, 1968 Liberty
PASSES HAD INTERCEPTED	0 five times (1996 Orange, 1998 Gator, 2000 Sugar, 2002 SF, 2003 Insight).....	2 vs. eight teams
FUMBLES LOST	0 five times (1947 Sun, 1981 Peach, 1998 Music City, 2003 Insight, 2005 Sugar)...	3 three times (1968 Liberty, 1998 Gator, 2000 Sugar)
YARDS PENALIZED	20 vs. Clemson, 2001 Gator.....	120 vs. Mississippi, 1968 Liberty
POINTS SCORED	49 vs. California, 2003 Insight.....	3 vs. North Carolina, 1998 Gator
RUSHING TOUCHDOWNS	5 vs. Clemson, 2001 Gator.....	0 three times (1996 Orange, 1998 Gator, 2005 Sugar)
PASSING TOUCHDOWNS	4 vs. California, 2003 Insight.....	0 vs. eight teams
POINTS IN A QUARTER	21 vs. Indiana, 1993 Independence (2nd quarter), 2003 Insight (1st & 3rd)	
POINTS IN A HALF	28 vs. Indiana, 1993 Independence (1st half); vs. Alabama, 1998 Music City (2nd half); vs. California, 2003 Insight (1st half)	0 vs. five teams


Tech Defensive High and Low Marks

	BEST	WORST
FIRST DOWNS	11 twice (1966 Liberty, 1993 Independence).....	27 vs. California, 2003 Insight
Rushing	3 twice (1966 Liberty, 1993 Independence).....	15 vs. Nebraska, 1996 Orange
Passing	2 vs. Air Force, 1984 Independence.....	17 vs. California, 2003 Insight
RUSHING YARDS	20 vs. Indiana, 1993 Independence.....	369 vs. Cincinnati, 1947 Sun
PASSING YARDS	49 vs. Air Force, 1984 Independence.....	394 vs. California, 2003 Insight
TOTAL OFFENSE	163 vs. Miami, 1966 Liberty.....	530 vs. California, 2003 Insight
OFFENSIVE PLAYS	56 vs. NC State, 1986 Peach.....	79 vs. Clemson, 2001 Gator
Rushing Att.	23 vs. Florida State, 2000 Sugar.....	55 vs. Air Force, 1984 Independence
Passing Att.	7 vs. Air Force, 1984 Independence.....	44 vs. Clemson, 2001 Gator
PASSES COMPLETED	4 vs. Air Force, 2002 San Francisco Bowl.....	27 vs. California, 2003 Insight
PASSES INTERCEPTED	3 three times (1947 Sun, 1995 Sugar, 1998 Music City).....	0 vs. seven teams
FUMBLES RECOVERED	2 vs. three teams.....	0 vs. nine teams
POINTS GIVEN UP	7 vs. Alabama, 1998 Music City.....	52 vs. California, 2003 Insight
RUSHING TDS ALLOWED	0 vs. seven teams.....	5 vs. California, 2003 Insight
PASSING TDS ALLOWED	0 vs. four teams.....	4 vs. Florida State, 2000 Sugar
POINTS GIVEN UP (QUARTER)	0 three times (1966 Liberty, 1995 Sugar, 1998 Music City).....	21 twice (1994 Gator, 2003 Insight)
POINTS GIVEN UP (HALF)		35 vs. Tennessee, 1994 Gator

LONGEST TOUCHDOWN DRIVE BY TECH: 80 yards vs. Miami, 1981 Peach; vs. Tennessee, 1994 Gator; vs. Nebraska, 1996 Orange (twice); vs. Florida State, 2000 Sugar (twice); vs. Clemson, 2001 Gator; vs. California, 2003 Insight (three times); **vs. Auburn, 2005 Sugar**

LONGEST TOUCHDOWN DRIVE BY AN OPPONENT: 99 yards by Miami, 1981 Peach


DeAngelo Hall's 52-yard punt return for a TD in the 2003 Insight Bowl helped Tech to its highest point total in a bowl game.



Anthony Midget (shown returning an interception for a touchdown) and the rest of the Tech defense held Alabama to seven points in the 1998 Music City Bowl.

2006 Toyota Gator Bowl

Hokie Career Leaders



Cedric Humes



Mike Imoh



Brandon Pace



Marcus Vick



Jimmy Williams

Total Offense

Pos.	Name	Yrs. Played	Plays	Tot. Yds.
qb	Bryan Randall	2001-04	1242	8034
qb	Maurice DeShazo	1991-94	1026	6105
qb	Don Strock	1970-72	974	5871
qb	Will Furrer	1988-91	1047	5782
qb	Steve Casey	1978-81	982	4987
qb	Jim Druckenmiller	1993-96	725	4634
qb	Michael Vick	1999-00	525	4276
qb	Mark Cox	1981-85	754	3890
tb	Cyrus Lawrence	1979-82	844	3767
tb	Kevin Jones	2001-03	616	3475
rb	Roscoe Coles	1974-77	658	3458
qb	Bob Schweickert	1962-64	603	3448
qb	Al Clark	1995-98	547	3190
qb	Marcus Vick	2003-	496	3137
rb-qb	Phil Rogers	1973-75	589	3025

Scoring

Pos.	Name	Yrs. Played	TDs	EPK/ other	FGs	TP
pk	Shayne Graham	1996-99	0	167	68	371
tb	Lee Suggs	1999-02	56	0	0	336
pk	Carter Warley	2000-03	0	190	39	307
pk	Ryan Williams	1991-94	0	137	39	254
pk	Chris Kinzer	1985-88	0	93	47	234
pk	Don Wade	1981-84	0	98	42	224
tb	Kevin Jones	2001-03	35	0	0	210
pk	Brandon Pace	2003-	0	95	38	209
rb	James Barber	1971-73	30	0	0	180
tb	Cyrus Lawrence	1979-82	30	0	0	180

Rushing

Pos.	Name	Yrs. Played	Carries	Tot. Yds.
tb	Cyrus Lawrence	1979-82	843	3767
tb	Kevin Jones	2001-03	616	3475
rb	Roscoe Coles	1974-77	656	3459
tb	Maurice Williams	1983-86	550	2981
tb	Lee Suggs	1999-02	535	2767
tb	Dwayne Thomas	1992-95	576	2696
tb	Ken Oxendine	1994-97	526	2645
tb	Eddie Hunter	1983-86	466	2523
rb-qb	Phil Rogers	1973-75	528	2461
tb	Vaughn Hebron	1989-92	481	2327
tb	Shyrone Stith	1996-99	448	2292
tb	Tony Kennedy	1989-92	535	2259
tb	Terry Smoot	1967-69	510	2116
rb	James Barber	1971-73	454	2052
fb	Paul Adams	1972-76	470	1984
tb	Kenny Lewis	1976-79	358	1928
qb	Bob Schweickert	1962-64	337	1723
tb	Cedric Humes	2002-05	351	1692
fb	Sonny Utz	1962-64	375	1605

Passing

Name	Yrs. Played	Comp-Att.	TDs	Tot. Yds.
Bryan Randall	2001-04	490-833	48	6508
Don Strock	1970-72	440-829	29	6009
Will Furrer	1988-91	494-920	43	5915
Maurice DeShazo	1991-94	397-745	47	5720
Jim Druckenmiller	1993-96	313-582	34	4383
Steve Casey	1978-81	342-647	29	4299
Mark Cox	1981-85	281-518	22	3526
Michael Vick	1999-00	177-313	20	3074
Erik Chapman	1985-87	234-458	20	2996
Todd Greenwood	1982-85	234-443	16	2721
Marcus Vick	2003-	196-325	17	2665
Al Clark	1995-98	193-361	19	2622

Pass Receiving

Pos.	Name	Yrs. Played	Cgt.	TDs	Yds.
se	Ernest Wilford	2000-03	126	11	2052
se	Antonio Freeman	1991-94	121	22	2207
wr	Ricky Scales	1972-74	113	18	2272
flk	André Davis	1998-01	103	18	1986
se	Mike Giacalone	1979-82	103	10	1384
se	Myron Richardson	1986-89	100	9	1541
se	Donald Snell	1983-86	92	7	1409
te	Mike Burnop	1970-72	90	5	1141
wb	Sidney Snell	1978-80	86	15	1274
te	Steve Johnson	1984-87	84	8	1058

Interceptions

Pos.	Name	Yrs. Played	Int.	TDs	Ret.Yds.
cb-s	Gene Bunn	1976-78	18	0	106
cb	Tyronne Drakeford	1990-93	16	1	144
s	Willie Pile	1999-02	14	2	270
hb	Ron Davidson	1966-68	13	0	174
s	Lenny Smith	1968-70	13	0	120
lb	Mike Widger	1967-69	12	3	220
cb	John Granby	1987-91	12	0	98
lb	Mike Johnson	1980-83	11	1	173
fs	Ashley Lee	1980-84	11	2	351
cb-fs	William Yarborough	1992-95	11	0	30
s-cb	John Bell	1972-74	10	1	155
cb	Billy Hardee	1973-75	10	1	168
cb	Derek Carter	1981-84	10	0	77
s	Keion Carpenter	1995-98	10	2	244
hb	Frank Beamer	1966-68	9	1	81
s	Carter Wiley	1984-87	9	1	143
s	Torrian Gray	1993-96	9	1	122
cb	Garnell Wilds	2000-03	9	0	32
cb	Jimmy Williams	2002-05	9	2	173

Punting

Name	Yrs. Kicked	No.	Yds.	Avg.
George Roberts	1976-77	128	5345	41.8
Dave Smigelsky	1978-80	172	7065	41.1
Jimmy Kibble	1996-99	180	7372	41.0
Jack Williams	1951-53	157	6229	39.7
Vinnie Burns	2001-04	237	9387	39.6
Robbie Colley	1991-94	169	6676	39.5

Punt Return Yardage

Name	Yrs. Played	No.	Yds.	TDs	Avg.
André Davis	1998-01	55	872	4	15.9
DeAngelo Hall	2001-03	56	839	5	15.0
John Ludlow	1979-82	136	837	0	6.2
Frank Loria	1965-67	61	813	4	13.3
Billy Myers	1984-87	90	750	0	8.3

Kickoff Return Yardage

Name	Yrs. Played	No.	Yds.	TDs	Avg.
Jon Jeffries	1987-91	67	1447	1	21.6
Bob Thomas	1981-84	51	1088	0	21.3
Marcus Mickel	1988-91	47	963	1	20.5
Eddie Hunter	1983-86	38	889	1	23.4
Mike Imoh	2002-05	34	864	1	25.4
Dickie Longbeam	1965-68	34	842	1	24.8
Billy Hardee	1973-75	37	833	1	22.5
Tommy Francisco	1964-66	34	789	1	23.2

Longest Yards Since 1954

Running Plays

Yds.	Player	Opponent	Date
96	qb Bob Schweickert	Wake Forest	11/10/62
89	rb Roscoe Coles	Auburn	10/4/75
88	fb Ken Edwards	Florida State	11/2/68
87	tb Kevin Jones	Temple	11/10/01
82	hb Phil Rogers	VMI	11/15/75
82	qb Michael Vick	Boston College	9/30/00
81	qb Al Clark	Rutgers	8/30/97
80	tb Kevin Jones	Pittsburgh	11/8/03
77	qb Warren Price	William and Mary	9/16/61
77n	tb Tommy Francisco	Wake Forest	9/18/65
77	qb David Lamie	William and Mary	10/8/77
76	fb George Constantinides	Richmond	10/21/67
76	fb Jarrett Ferguson	Syracuse	11/14/98
75	qb Michael Vick	Temple	11/20/99
75	qb Bryan Randall	Syracuse	10/11/03

Pass Plays

Yds.	Players (Opponent)	Date
91	qb Steve Casey to wb Sidney Snell (VMI)	11/17/79
88	qb Erik Chapman to se Donald Wayne Snell (UR)	11/8/86
87	qb Bryan Randall to se Ernest Wilford (Syracuse)	11/9/02
87n	qb Bryan Randall to te Keith Willis (Syracuse)	11/9/02
85n	qb Jim Druckenmiller to fl Bryan Still (Pittsburgh)	9/30/95
83	qb Treg Koel to se Antonio Freeman (West Va.)	9/26/92
80	hb Phil Rogers to wr Ricky Scales (Virginia)	10/20/73
80	qb Jim Druckenmiller to fl Bryan Still (Boston College)	9/7/95
80	qb Al Clark to fl Marcus Gildersleeve (Rutgers)	8/30/97
80	qb Bryan Randall to Josh Morgan (Auburn)	1/3/05
80	qb Bryan Randall to Eddie Royal (Georgia Tech)	10/28/04
78	qb Don Strock to se Jimmy Quinn (Ohio Univ.)	10/23/71
78	qb Will Furrer to tb Vaughn Hebron (West Va.)	10/6/90
75	qb Bryan Randall to se Ernest Wilford (Syracuse)	11/9/02
74	qb Rick Popp to wr Billy Hardee (S. Carolina)	10/6/73
74	qb David Lamie to wb Dennis Scott (VMI)	11/18/78
74	qb Michael Vick to fl André Davis (Rutgers)	10/9/99

Opponents' Longest Plays

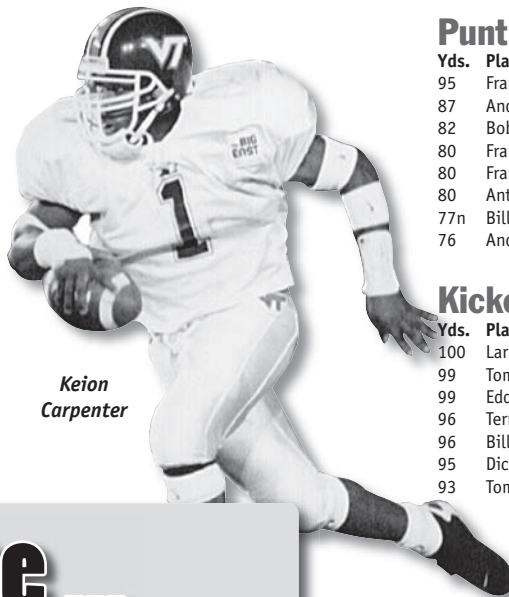
Longest run from scrimmage: 97 yards, rb Larry Key of Florida State, Nov. 20, 1976, at Tallahassee.
Longest pass completion: 97 yards, qb Tim Hasselbeck to wr Dedrick Dewalt of Boston College, Nov. 26, 1999, at Blacksburg.
Longest kickoff return: 100 yards, Leon Bright of Florida State, Nov. 16, 1974, at Tallahassee and Jim Stewart of Tulsa, Nov. 6, 1976, at Blacksburg.
Longest punt return: 89 yards, Tommy Warner of Tulane, Sept. 20, 1957, at New Orleans.
Longest interception return: 99 yards, Marcus Mauney of West Virginia, Nov. 23, 1974, at Blacksburg.
Longest field goal: 56 yards, Ken Stadlin of Virginia, Sept. 29, 1984, at Blacksburg.
Longest punt: 78 yards, Mark Fazzolari of West Virginia, Nov. 6, 1999, at Morgantown.

Punt Returns

Yds.	Player	Opponent	Date
95	Frank Loria	Miami (Fla.)	11/4/67
87	André Davis	East Carolina	9/7/00
82	Bob Schweickert	VMI	11/28/63
80	Frank Loria	Geo. Washington	9/24/66
80	Frank Loria	Florida State	10/29/66
80	Antonio Freeman	Pittsburgh	10/22/94
77n	Billy Hardee	Virginia	10/19/74
76	André Davis	West Virginia	10/12/00

Kickoff Returns

Yds.	Player	Opponent	Date
100	Larry Fallen	Clemson	10/7/78
99	Tommy Walker	VMI	11/28/63
99	Eddie Hunter	South Carolina	10/11/86
96	Terry Strock	Virginia	10/21/61
96	Billy Hardee	South Carolina	10/6/73
95	Dickie Longerbeam	Richmond	9/25/65
93	Tommy Francisco	VMI	11/25/65



Keion Carpenter

The Last Time ...

A punt was returned for a touchdown:

VT Dec. 26, 2003 DeAngelo Hall vs. Cal at Phoenix, Ariz., 52 yards.
 Opp. Dec. 3, 2005 Willie Reid of Florida State, at Jacksonville, Fla., 83 yards.

A kickoff was returned for a touchdown:

VT Sept. 27, 2003 Mike Imoh vs. UConn, at Blacksburg, 91 yards.
 Opp. Nov. 13, 1993 Jeyson Wilson of Syracuse, at Blacksburg, 86 yards.

A pass interception was returned for a touchdown:

VT Oct. 27, 2005 Vince Hall vs. Boston College, at Blacksburg, 13 yards.
 Opp. Oct. 2, 2004 Eric Wicks of West Virginia, at Blacksburg, 34 yards.

A punt was blocked:

VT Nov. 24, 2005 Victor Harris vs. North Carolina, at Blacksburg.
 Opp. Nov. 6, 2004 Tom O'Leary of North Carolina, at North Carolina.

A punt was blocked for a touchdown:

VT Sept. 27, 2003 Nathaniel Adibi blocked a UConn punt and Chris Clifton returned for a TD, at Blacksburg.
 Opp. Nov. 6, 2004 Tom O'Leary of North Carolina blocked punt and D.J. Walker returned for TD, at North Carolina.

A safety was recorded:

VT Oct. 28, 2004 Georgia Tech quarterback ran out of end zone, at Georgia Tech.
 Opp. Oct. 27, 2001 Tech quarterback tackled in end zone by Syracuse, at Blacksburg.

A fumble was recovered for a touchdown:

VT Oct. 16, 1999 Tee Butler vs. Syracuse, at Blacksburg.
 Opp. Nov. 5, 2005 Kareem Brown of Miami, at Blacksburg.

A fumble or intercepted fumble was returned for a touchdown:

VT Oct. 8, 2005 Vince Hall vs. Marshall, at Blacksburg, returned fumble 15 yards.
 Opp. Oct. 12, 2000 Ben Meighan of West Virginia, at Blacksburg, returned fumble 36 yards.

Teammates rushed for 100 yards in same game:

VT Nov. 26, 2005 Cedric Humes (134) and Branden Ore (104) vs. North Carolina, at Blacksburg.
 Opp. Oct. 1, 1994 Malcolm Thomas (185) and Kirby Dar Dar (108) of Syracuse, at Syracuse.

A QB surpassed the century mark in rushing and passing in one game:

VT Oct. 20, 2005 Marcus Vick (133 yards rushing, 211 yards passing) vs. Maryland, at Maryland.
 Opp. Nov. 15, 2003 Walter Washington (151 yds. rushing; 156 yds. passing) of Temple, at Philadelphia.

Interception Returns

Yds.	Player	Opponent	Date
100	s Keion Carpenter	Miami	11/16/96
98	lb Jamel Smith	Rutgers	11/21/98
96	fs Willie Pile	Miami	12/7/02
95	s Kirk Alexander	Cincinnati	10/19/91
94	s Ashley Lee	Vanderbilt	11/12/83
90	lb Randy Cockrell	Navy	10/3/87
88n	hb Johnny Watkins	William & Mary	10/15/60
88	fs Ashley Lee	Vanderbilt	11/12/83
87	lb Clarence Culppeper	William & Mary	9/23/67
85	lb Mike Johnson	Appalachian St.	10/23/82
85	rov Pierson Prioleau	Boston College	10/8/98

Field Goals

Yds.	Player	Opponent	Date
61	c Wayne Latimer	Florida State	10/11/75
59	c Dave Strock	So. Mississippi	11/4/72
56	s Paul Engle	Virginia	10/15/77
55	c Jack Simcsak	Kentucky	10/11/69
55	c Dave Strock	So. Mississippi	11/4/72
53	s Shayne Graham	Clemson	9/12/98
55	c Wayne Latimer	Virginia	10/20/73
53	c Dave Strock	Oklahoma State	10/14/72
52	s Shayne Graham	Pittsburgh	10/30/99
51	c Wayne Latimer	Houston	10/12/73

Punts

Yds.	Player	Opponent	Date
78	Gene Fisher	at West Virginia	10/28/67
75	Jimmy Kibble	at Pittsburgh	11/22/97
71	Bill Renner	Appalachian State	10/24/81
70	Jack Simcsak	at Richmond	10/4/69

n: non-scoring plays c: conventional-style s: soccer style



**Xavier
Adibi**

**Nic
Schmitt**

**Chris
Ellis**

**Vince
Hall**

**Tim
Sandidge**

**Brandon
Pace**

**James
Anderson**

2005 VIRGINIA TECH SENIORS




42 JAMES ANDERSON
LB • Chesapeake, Va.



61 REGGIE BUTLER
OG • Keswick, Va.



44 JOHN CANELAS
TB • Blacksburg, Va.




16 CHRIS CLIFTON
SE • Chesapeake, Va.




79 RASHAD FEREBEE
C • Norfolk, Va.




27 JUSTIN HAMILTON
FS • Clintwood, Va.



32 CEDRIC HUMES
TB • Virginia Beach, Va.




20 MIKE IMOH
TB • Fairfax, Va.



94 GREG KEZMARSKY
DE • Voorhees, N.J.



90 JEFF KING
TE • Pulaski, Va.




56 JONATHAN LEWIS
DT • Richmond, Va.




52 JIMMY MARTIN
OT • Chantilly, Va.




66 WILL MONTGOMERY
C/OG • Clifton, Va.



72 JASON MURPHY
OG • Baltimore, Md.



71 TIM SANDIDGE
DT • Madison Heights, Va.




55 DARRYL TAPP
DE • Chesapeake, Va.



41 JORDAN TROTT
TE • Torrance, Calif.



40 BLAKE WARREN
LB • Clifton, Va.



2 JIMMY WILLIAMS
CB • Hampton, Va.