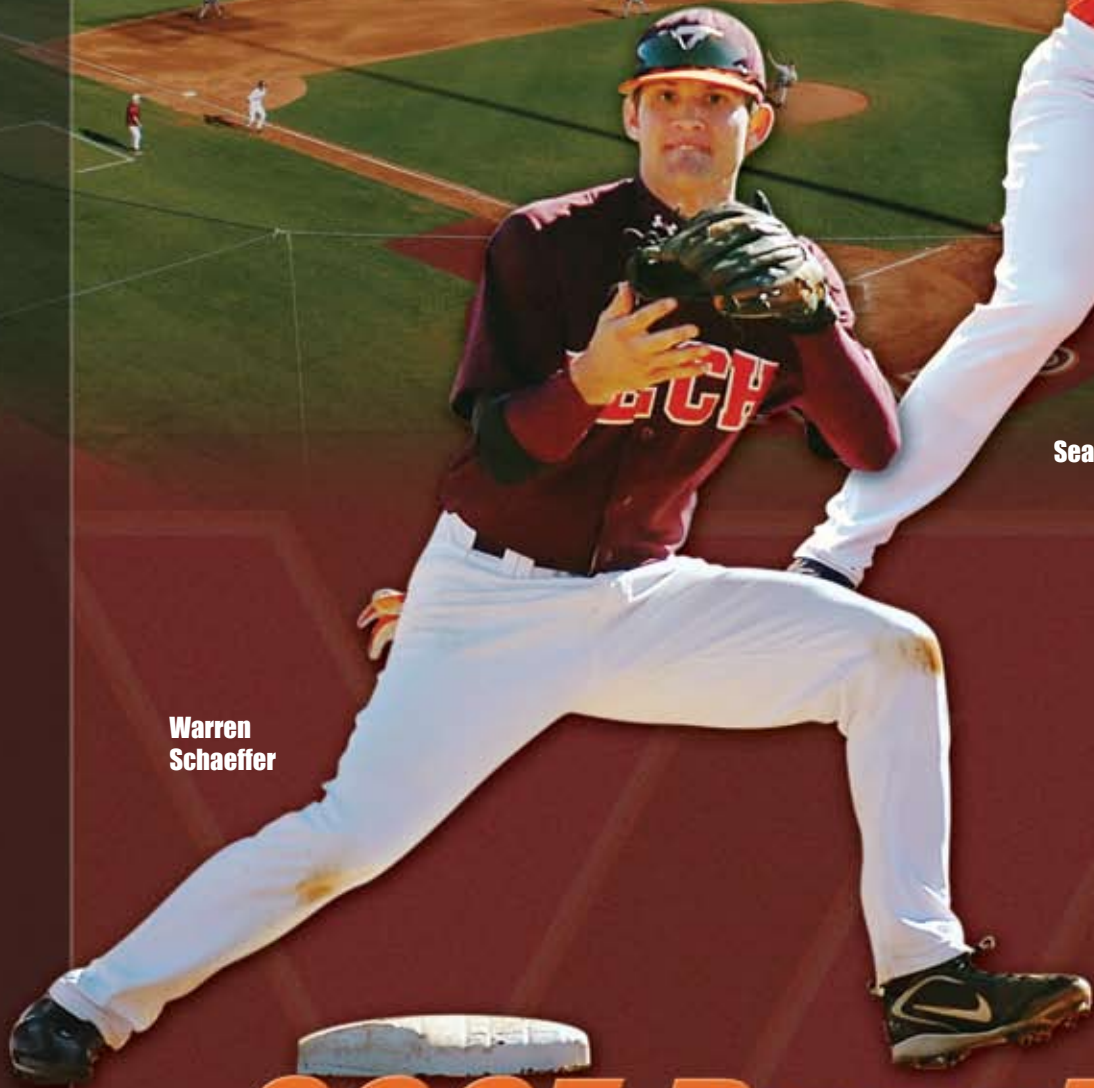


VIRGINIA TECH



Warren
Schaeffer



Sean O'Brien




2007 Baseball

2007 VIRGINIA TECH SCHEDULE



Greg Fryman



Bryan Thomas

Feb.	13	Tues.	at Charlotte	3 p.m.
	16	Fri.	vs. Old Dominion*	Noon
	17	Sat.	vs. Pittsburgh*	3:30 p.m.
	18	Sun.	at Coastal Carolina*	2:30 p.m.
	21	Wed.	ALBANY	3 p.m.
	23	Fri.	at The Citadel**	4 p.m.
	24	Sat.	vs. UNC Asheville**	11 a.m.
	25	Sun.	vs. Minnesota**	11 a.m.
Mar.	2	Fri.	NORTH CAROLINA A&T	3 p.m.
	3	Sat.	NORTH CAROLINA A&T	2 p.m.
	4	Sun.	NORTH CAROLINA A&T	1 p.m.
	6	Tues.	at VCU	6 p.m.
	7	Wed.	at Richmond	2:30 p.m.
	9	Fri.	at Georgia Tech	4 p.m.
	10	Sat.	at Georgia Tech	1 p.m.
	11	Sun.	at Georgia Tech	1 p.m.
	13	Tues.	at Liberty	3 p.m.
	14	Wed.	MARIST	3 p.m.
	16	Fri.	at NC State	3 p.m.
	17	Sat.	at NC State	2 p.m.
	18	Sun.	at NC State	1:30 p.m.
	21	Wed.	LONGWOOD	3 p.m.
	23	Fri.	NORTH CAROLINA	3 p.m.
	24	Sat.	NORTH CAROLINA	2 p.m.
	25	Sun.	NORTH CAROLINA	1 p.m.
	27	Tues.	at James Madison	2:30 p.m.
	30	Fri.	VIRGINIA	3 p.m.
	31	Sat.	VIRGINIA	1 p.m.
Apr.	1	Sun.	VIRGINIA	1 p.m.
	4	Wed.	VMI	3 p.m.
	6	Fri.	CLEMSON	7 p.m.
	7	Sat.	CLEMSON	2 p.m.
	8	Sun.	CLEMSON	1 p.m.
	10	Tues.	RICHMOND	3 p.m.
	11	Wed.	at Radford	3 p.m.
	13	Fri.	at Florida State	7 p.m.
	14	Sat.	at Florida State	7 p.m.
	15	Sun.	at Florida State	1 p.m.
	18	Wed.	WILLIAM & MARY	5 p.m.
	20	Fri.	MIAMI	7 p.m.
	21	Sat.	MIAMI	5 p.m.
	22	Sun.	MIAMI	Noon
	24	Tues.	JAMES MADISON	7 p.m.
	25	Wed.	RADFORD	7 p.m.
	27	Fri.	at Boston College	2:30 p.m.
	28	Sat.	at Boston College	1 p.m.
	29	Sun.	at Boston College	1 p.m.
May	1	Tues.	LIBERTY	7 p.m.
	9	Wed.	at VMI	7 p.m.
	11	Fri.	at Duke	7 p.m.
	12	Sat.	at Duke	2 p.m.
	13	Sun.	at Duke	1 p.m.
	15	Tues.	CHARLOTTE	7 p.m.
	17	Thurs.	WAKE FOREST	7 p.m.
	18	Fri.	WAKE FOREST	7 p.m.
	19	Sat.	WAKE FOREST	2 p.m.

* Coastal Carolina Tournament at Myrtle Beach, S.C.
 ** The Citadel Tournament at Charleston, S.C.
 Home games in **BOLD CAPS**.



Quick Facts

Location: Virginia Tech is located in Blacksburg (pop. 42,000) in scenic southwest Virginia. The campus lies on a plain between the Blue Ridge and Allegheny Mountains, 2,100 feet above sea level.

History: Founded in 1872 as the land-grant university of the state

Enrollment: 28,000

President: Charles Steger

Athletic Director: Jim Weaver

Nickname: Hokies

Colors: Chicago maroon and burnt orange

Conference: Atlantic Coast (third year)

Head Baseball Coach: Pete Hughes (Davidson, '90)

Record at Tech: 0-0 (first year)

Career Record: 302-211-2 (10 years)

Associate Head Coach: Dave Turgeon (Davidson, '87)

Assistant Coach: Mike Gambino (Boston College, '99)

Volunteer Coach: Tom Mackor (Boston College, '05)

Home Field: English Field (1,500)

Dimensions: Lines 330'; power alleys 375'; center 400'

2006 Record: 20-33 (14-13 home; 6-18 away; 0-2 neutral)

2006 ACC Record: 4-25 (6th place, Coastal Division)



Credits

The 2007 Virginia Tech Baseball Media Guide is a publication of the Tech Sports Information Office, with design and layout by Anne Panella. Editorial content for the 2007 guide was supplied by Dave Smith, Matt Kovatch, Torie Hurst, Allan Miller and Ed Moore. Special thanks for photographic assistance go to David Knachel of the Tech SID staff; Woody Veasey; Michael Kiernan, Rick Griffiths, John McCormick and Jane Talbot of the University Photo Lab; Bill Setliff; David Schofield of Schofield Photographics; Gene Dalton; the photo staff of the Collegiate Times, Angels Baseball and Damian Salas. Kellie Tilton and Amanda McClure contributed proofreading assistance.

Printed by Southern Printing Company of Blacksburg, Va.

Virginia Tech does not discriminate against employees, students, or applicants on the basis of age, color, disability, gender, national origin, political affiliation, race, religion, sexual orientation or veteran status. Anyone having questions concerning discrimination should contact the Office for Equal Opportunity at (540) 231-7500.

Contents

The 2007 Season

Media Information	2-3
Atlantic Coast Conference.....	4-5
Season Outlook.....	6-9
Roster/Pronunciations	10

2006 Results & Statistics

Batting/Pitching/Fielding Stats	11
Game Results.....	12

Coaches & Players

Head Coach Pete Hughes	14-15
Assistant Coaches	16-18
Support Staff.....	18
Dugout Club	18
Player Profiles	19-31
Opponent Info.....	32

Facilities & Support

Academic Support Services	34-35
Athletic Performance	36-37
Athletics Office of Student Life.....	38
Sports Medicine	39
Athletic Facilities.....	40-41
English Field	42

History & Records

Tech Baseball History	44-47
Major-Leaguers	48-49
All-Americans	50-51
Conference Honors	52
Year-by-Year W-L.....	53
Tech vs. All Opponents.....	54
Year-by-Year Results Since 1947	55-60
NCAA Appearances	60
Batting Records	62
Pitching Records.....	63
Fielding Records	64
Team Records	65
Top Five	66
Year-by-Year Leaders.....	67-70
Toughest Strikeouts/Best Control.....	70
Top Hitters.....	71
Coaching Records.....	71
Special Honors/Hall of Fame	72

The University

What's a Hokie.....	73
About Virginia Tech.....	74-77
University President	78
Athletics Director.....	78
Blacksburg, Virginia	79
Athletic Success.....	80

Sports Information

Assistant Athletics Director for Media Relations Dave Smith and Assistant Sports Information Director Torye Hurst coordinate media services for baseball. Members of the media requesting information on Virginia Tech baseball are asked to contact Smith in the Virginia Tech Sports Information Office at (540) 231-6726. Media requests for baseball photos should be directed to Assistant SID Dave Knachel at 540-231-1838 or dknachel@vt.edu. The Sports Information Office is located in room 460 of the Jamerson Athletic Center next to the Bowman Room.

Baseball information, as well as up-to-date statistics, are available to the media throughout the season via the Virginia Tech athletic Web site, www.hokiesports.com.

Interviews

All media interviews with players and coaches should be arranged through the SID office with at least 24 hours advance notice. During the week, head coach Pete Hughes will usually be available between 9:30 a.m. and noon except on travel dates and game day. Player interviews

Numbers To Note

Director of Athletics	Jim Weaver	(540) 231-6796
Baseball Office		(540) 231-3671
Fax machine.....		(540) 231-3613
Sports Information Office		(540) 231-6726
Baseball Contact	Dave Smith	(h) (540) 951-8024
E-mail		vtsid@vt.edu
Fax machine		(540) 231-6984
Athletic Trainer.....	Jimmy Lawrence.....	(540) 231-5690
Baseball Press Box		(540) 231-8974
ACC Media Relations		(336) 851-6062



Dave Smith
Assistant A.D. for
Media Relations

will be arranged around the players' academic and practice schedules.

Covering a Game

Media members wishing to cover Virginia Tech home baseball games from the English Field press box should contact Dave Smith in the SID office. There is no charge for admission to Virginia Tech home baseball games and a credential is not needed to enter English Field. Seating in the press box, however, is by request only and is assigned on a priority basis in accordance with athletic department media policies. All requests should be made prior to game day. Non-working individuals, such as spouses,

dates, friends and fans, will not be permitted in the press box or on the field during the game. Seats in the working area of the press box are not available for major league scouts.

Rosters, statistics and press guides will be available to the media and scouts prior to the game and a final box will be compiled for distribution at the conclusion of each contest. Postgame media interviews, cleared through the sports information office, are allowed on the field shortly after the conclusion of each game or double-header. Phone lines and access to the Internet are available in the press box to file stories.

on the field of play. Tripods are not allowed inside the fence. The roof of the press box can be made available for working photographers or cameramen upon request. The position of all photographers and cameramen is always subject to the discretion of the umpires. Freelance photographers and fans are not allowed on the dugouts or inside the fences.

Visiting Radio

Visiting team radio crews wishing to broadcast games from English Field should contact the SID office well in advance of the game for clearance and information on the availability of space and telephone lines.

Photography

Accredited photographers or cameramen on assignment may shoot from the top of the dugouts or from inside the fence beyond the dugouts. When shooting from inside the fence, no equipment should be placed

Tech on the Web

Keep up to date on Virginia Tech baseball action via the Internet at the official Web site of Hokie athletics: www.hokiesports.com
Rosters, individual player and coaches profiles, notes,



Just Virginia Tech, Please

While the full name of the school is Virginia Polytechnic Institute and State University the school is commonly referred to as Virginia Tech. There is no such school as Virginia Tech University.

Founded in 1872 as Virginia Agricultural and Mechanical College, the school changed its name to Virginia Polytechnic Institute in 1895. Alumni and media shortened the name to VPI before Virginia Tech became the primary popular reference. The university officially became a state university in 1970 to bring the official title to what it is today.

Those covering Hokie athletics are asked to refer to the university as simply Virginia Tech. Virginia Tech University, VA Tech, VPI and SU, VPI&SU and VT are not recognized names and should not be used.

2007 RSN Television Schedule

- Saturday, March 17: Virginia @ North Carolina, RSN, 1 p.m.
- Saturday, March 31: Virginia @ Virginia Tech, RSN, 1 p.m.**
- Saturday, April 7: Georgia Tech @ Miami, RSN, 1 p.m.
- Saturday, April 14: Boston College @ Maryland, RSN, 1 p.m.
- Saturday, April 21: North Carolina @ Florida State, RSN, 1 p.m.
- Saturday, April 28: Duke @ Wake Forest, RSN, 1 p.m.
- Saturday, May 12: Clemson @ Florida State, RSN, 1 p.m.
- Saturday, May 19: Clemson @ NC State, RSN, 1 p.m.

RSN - Comcast SportsNet, FOX Sports Net South, FOX Sports Florida & New England Sports Network

statistics and game summaries are all part of the baseball section.

TheACC.com

Follow 2007 Atlantic Coast Conference baseball action on www.TheACC.com. An updated baseball release can be accessed every Monday and Friday throughout the season, while the ACC Player and Pitcher of the Week will be announced on Monday afternoons. The official web site of the ACC contains the league's latest recaps, releases, stats and standings and will feature play-by-play coverage of ACC Tournament games. Links to the official athletic sites of each of the 12 member schools are also accessible on TheACC.com.

ACC All-ACCess

ACC All-ACCess is a weekly half-hour television show that is dedicated to showcasing the Atlantic Coast Conference. In the fall, ACC All-ACCess lends its attention to football along with updates from the Olympic sports. After the New Year, All-ACCess focuses its lens on men's and women's hoops action, and in the spring on baseball. It can be seen on Comcast SportsNet, FOX Sports Net South and FOX Sports Florida. Check local listings for programming.

Live Stats

Live stats will be available via the Internet for Tech's home games. Fans and media can view play-by-play and up to date box scores and stats by clicking on the live stats link on Tech's athletic homepage.

Tech Baseball Score Line

Information on Tech baseball games is available on a telephone score line each evening approximately one hour after the game. The line is also used to provide information on weather delays and cancellations. The information is available at (540) 232-3720.

• The Inn at Virginia Tech
• Skelton Conference Center
• Holtzman Alumni Center

Jamerson Athletic Center
The Virginia Tech Sports Information Office is located on the fourth floor of the Jamerson Athletic Center, behind Cassell Coliseum.

Visitors Locker Room
Visiting team locker rooms are located on the ground level of the South End Zone Facility at Lane Stadium/Worsham Field.

Directions To English Field
The Virginia Tech campus is located in Blacksburg, Va., approximately 40 miles southwest of Roanoke, Va. To reach the campus from Interstate 81 take Exit 118B onto U.S. Route 460 West toward Blacksburg. Remain on 460 West, following the signs to Virginia Tech. Take a right turn at the Virginia Tech Central Campus exit marked Rt. 314 and Southgate Drive (first stoplight you come to). Take the first left onto Duck Pond Drive and English Field will be on the right.

By Air
Roanoke Regional Airport in Roanoke, Va., is served by major domestic airlines. Limousine services provide transportation between the airport and campus. Private planes may land at the Virginia Tech Airport, near campus.

Tech on Radio

For the fourth consecutive season, Virginia Tech baseball will have a commercial radio package. This season, the Cumulus Radio Group will broadcast selected Tech games, including ACC contests. Information on the entire 2007 broadcast schedule, along with stations and times, will be posted on Virginia Tech's athletic Web site, www.hokiesports.com.

Coverage will begin 15 minutes prior to the first pitch with the pregame show including an interview with Tech head coach Pete Hughes. At the conclusion of each game, the postgame show will include comments from Coach Hughes and a featured player.

Torye Hurst will handle the play-by-play duties again this season. Hurst broadcast Tech's BIG EAST Conference Tournament games for two seasons prior to taking on the broadcast duties two years ago during the Hokies' first season in the ACC. He has also announced selected women's basketball games and served as the Tech baseball public address announcer for three seasons. Prior to Tech, Hurst served as the PA announcer for the Augusta GreenJackets Class A minor league baseball team in Augusta, Ga., and following college, was the play-by-play announcer for University of Southern Mississippi women's basketball for four seasons.

The Atlantic Coast Conference

The Tradition

Consistency. It is the mark of true excellence in any endeavor.

However, in today's intercollegiate athletics, competition has become so balanced and so competitive that it is virtually impossible to maintain a high level of consistency.

Yet the Atlantic Coast Conference has defied the odds. Now in its 54th year of competition, the ACC has long enjoyed the reputation as one of the strongest and most competitive intercollegiate athletic conferences in the nation. And that is not mere conjecture, the numbers support it.

Since the league's inception in 1953, ACC schools have captured 100 national championships, including 52 in women's competition and 48 in men's. In addition, NCAA individual titles have gone to ACC student-athletes 130 times in men's competition and 71 times in women's action.

The Wake Forest Demon Deacons captured the league's first baseball national title in 1954, just the second season of ACC baseball. The Miami Hurricanes, who joined the ACC for the 2004-05 season, has claimed four national hardball titles (1982, 1985, 1999, 2001) over the past 24 years.

Last year, the ACC tied the league record set in 2005 as seven teams took part in NCAA Tournament play, including Clemson, Florida State, Georgia Tech, Miami, North Carolina, NC State and Virginia. It marked the fourth time in ACC history that at least six teams received a bid into the national tournament. Over the last 10 years, the current 12 ACC schools have made 65 NCAA Tournament appearances, winning 65 percent of their games (219-139) and making 16 trips to the College World Series.

For the first time in conference history, the ACC sent a league-record four teams to compete in the 2006 College World Series. The ACC joined the Southeastern Conference as the only two conferences in the nation to have four teams represented in the eight-team field as Clemson, Georgia Tech, Miami and North Carolina all advanced to play in Omaha's Rosenblatt Stadium. It marked only the third time in the 60 years of the CWS that this feat has happened. North Carolina proceeded to the championship final for the first-time in school history where the Tar Heels faced Oregon State in a best-of-three championship series. The Beavers would win the series 2-1, but not before a valiant effort put forth by the Tar Heels.

The 2006 ACC baseball postseason was one for the record books. Not only did the ACC finish with the most wins (31) and the highest winning percentage (.674) among the 29 other conferences competing in last year's NCAA postseason, but the ACC also set a league record for the most teams to make it to the CWS. With a 31-15 record, the ACC posted a winning percentage of .674, the third best postseason showing in conference history.

For the 15th straight season, the ACC posted a non-



Virginia Tech's game with Virginia on March 31 will be televised on RSN which includes Comcast SportsNet, Fox SportsNet and Sunshine Network.

conference winning percentage over 61 percent, winning 75 percent of the games played against non-conference opponents in 2006. The ACC was 255-86-1 a year ago, pushing the conference's record to 3,669-1,470-19 (.713) in non-league play since 1990. The 255 wins set a league record for non-conference victories in a single-season. The previous record of 249 wins was set back in 2002.

2006 also marked the first season in divisional play for the ACC as Clemson claimed the Atlantic Division title, while North Carolina took home the Coastal Division crown. The

Baseball Grounds of Jacksonville was the site of the 33rd ACC Baseball Championship. The Tigers would claim their ninth conference title and first since 1994, as Clemson defeated NC State 8-4 in the championship game. The finals also marked the second straight year that the top-seeded team in the tournament faced the seventh-seed. A championship record 73,251 fans were in attendance during the five-day tournament in Jacksonville.

The ACC has consistently infused Major League Baseball with talented players. The current 12 ACC schools have had 531 players selected in the MLB Draft since 1994, including 47 first-round picks. Last year, the ACC had 50 student-athletes selected in the Draft including five chosen in the first-round, extending the ACC's streak of at least one student-athlete selected in the first-round to 15 consecutive years. The Clemson Tigers led all schools with 10 players picked in the 2006 Draft. The ACC has produced four number one overall picks in North Carolina's B.J. Surhoff in 1985, Florida State's Paul Wilson in 1994, Clemson's Kris Benson in 1996 and Miami's Pat Burrell in 1998.

2006 ACC Final Standings

	Conference			Overall		
	W	L	Pct.	W	L	Pct.
COASTAL DIVISION						
North Carolina	22	8	.733	54	15	.783
Virginia	21	9	.700	47	15	.758
Georgia Tech	19	11	.633	50	18	.735
Miami	17	13	.567	42	24	.636
Duke	6	24	.200	15	40	.273
Virginia Tech	4	25	.138	20	33	.377
ATLANTIC DIVISION						
Clemson	24	6	.800	53	16	.768
Florida State	16	13	.552	44	21	.677
NC State	16	13	.552	40	23	.635
Wake Forest	16	13	.552	33	22	.600
Boston College	9	21	.300	28	25	.528
Maryland	8	22	.267	26	30	.464



2005-06 National Championships

- Field Hockey, Maryland
- Men's Soccer, Maryland
- Women's Basketball, Maryland
- Men's Lacrosse, Virginia
- Women's Golf, Duke
- Men's Outdoor Track & Field, Florida State

2005-06 in Review

The 2005-06 academic year concluded with the league pocketing an all-time high six national team titles and 15 individual NCAA crowns. In all, the ACC has won 57 national team titles over the last 16 years. The ACC has won two or more NCAA titles in 24 of the past 26 years.

The Championships

The conference will conduct championship competition in 25 sports during the 2006-07 academic year — 12 for men and 13 for women.

The first ACC championship was held in swimming on February 25, 1954. The conference did not conduct championships in cross country, wrestling or tennis during the first year.

The 12 sports for men include football, cross country, soccer, basketball, swimming, indoor and outdoor track, wrestling, baseball, tennis, golf and lacrosse. Fencing, which was started in 1971, was discontinued in 1981. Women's sports were initiated in 1977 with the first championship meet being held in tennis at Wake Forest University.

Championships for women are currently conducted in cross country, volleyball, field hockey, soccer, basketball, swimming, indoor and outdoor track, tennis, golf, lacrosse, softball and rowing.

A History


The Atlantic Coast Conference was founded on May 8, 1953, at the Sedgefield Inn near Greensboro, N.C., with seven charter members — Clemson, Duke, Maryland, North Carolina, North Carolina State, South Carolina and Wake Forest — drawing up the conference by-laws.

The withdrawal of seven schools from the Southern Conference came early on the morning of May 8, 1953, during the Southern Conference's annual spring meeting. On June 14, 1953, the seven members met in Raleigh, N.C., where a set of bylaws was adopted and the name became officially the Atlantic Coast Conference.

Suggestions from fans for the name of the new conference appeared in the region's newspapers prior to the meeting in Raleigh. Some of the names suggested were: Dixie, Mid South, Mid Atlantic, East Coast, Seaboard, Colonial, Tobacco, Blue-Gray, Piedmont, Southern Seven and the Shoreline.

Duke's Eddie Cameron recommended that the name of the conference be the Atlantic Coast Conference, and the motion was passed unanimously. The meeting concluded with each member institution assessed \$200.00 to pay for conference expenses.

On December 4, 1953, conference officials met again at Sedgefield and officially admitted the University of Virginia as the league's eighth member. The first, and only, withdrawal



Virginia Tech AD Jim Weaver and ACC Commissioner John Swofford at the announcement that the Hokies would be joining the ACC.

of a school from the ACC came on June 30, 1971, when the University of South Carolina tendered its resignation.

The ACC operated with seven members until April 3, 1978, when the Georgia Institute of Technology was admitted. The Atlanta school had withdrawn from the Southeastern Conference in January of 1964.

The ACC expanded to nine

members on July 1, 1991, with the addition of Florida State University.

The conference expanded to 11 members on July 1, 2004, with the addition of the University of Miami and Virginia Polytechnic Institute and State University. On October 17, 2003, Boston College accepted an invitation to become the league's 12th member starting July 1, 2005.



JACKSONVILLE TO HOST TOURNAMENT MAY 23 – 27, 2007

Tickets to the 2007 Atlantic Coast Conference (ACC) Baseball Tournament at the Baseball Grounds of Jacksonville are now on sale.

The 2007 ACC Baseball Championship is scheduled for May 23-27. Over the course of the week, eight schools will compete for the ACC's automatic bid to the NCAA tournament. The top two teams in both the Coastal and Atlantic divisions will qualify for the tournament, along with the next four teams with the best conference winning percentage.

The Jacksonville Sports & Entertainment Board has partnered with the Jacksonville Suns for ticket sales. All ticket sales will be directed through the Suns box office.

To order tickets to the ACC Baseball Tournament, call (904) 358-2846, or visit www.jaxsuns.com or www.coj.net, keyword "sports."

Hokies Open New Era with Simple Goal

Pete Hughes is familiar with the Atlantic Coast Conference, but he is still learning about his new team as he prepares for his first season as the head baseball coach at Virginia Tech.

Hughes, the head coach at Boston College the past eight seasons, took over the Tech helm when veteran coach Chuck Hartman retired following 28 seasons in Blacksburg and 47 years as a collegiate head coach.

"I'm familiar with the league," says Hughes, who guided BC during its first season of ACC competition last spring. "I've also got a pretty good feel for our team personnel-wise, but you never know what you've got

until you're in the heat of the battle ... when you are really competing with a team."

Hughes takes over a Tech program with a long winning tradition that has struggled the past two years in its transition from the Atlantic 10 and BIG EAST conferences to the prestigious ACC. The Hokies' back-to-back losing seasons in 2005 and 2006 marked the first consecutive losing records in the sport since 1957-58.

"The ACC ... it's the best league in the country," Hughes says. "There are no off weekends. But I'm not going to get caught up in the league right now. I'm going to get caught up in

making Virginia Tech the best baseball program it can be this year."

During fall practice, Hughes and his staff evaluated the personnel, dictated the tempo at which the staff coached and at which the players would be expected to play, and changed work habits to the level the staff was used to.

"I think our kids have made adjustments," Hughes says. "I think they are in shape and I believe their work ethic has improved. It was a productive fall from that standpoint."

Tech will be heavy on experience in 2007, especially in the field, where every starter

returns. The key to success, however, lies elsewhere.

"We have some very good senior leaders, but most of them are positional players," Hughes points out. "Our biggest question mark is going to be on the mound. In order for us to have success this year, we need to maximize our abilities on the mound."

None of the pitching roles were solidified in the fall, but seniors David Cross, Greg Fryman and Adam Redd, along with junior Randy Buffington, will be on hand to help anchor the staff. Last season, they combined for 78 appearances and 221.2 innings of work.

Veterans abound at the Hokies' other positions, led by senior shortstop Warren Schaeffer, who has missed just two games during his Tech career, while starting the remaining 158.

"Defensively, this will probably be the best team I've ever coached," Hughes says. "That includes outfield play and infield play."


Offensively, Hughes likes to use aggressive play to force the action, no matter where or whom he is playing.

"I really want us to be aggressive offensively, both at the plate and on the base paths," Hughes says. "I'm not sure we're comfortable doing that yet, but that's how I want to play."

"We need to play well at home and steal a couple of series on the road," he adds. "The keys to stealing wins are don't walk anybody, play good defense and get two-out hits. That's a team that is fundamentally sound, confident and competitive. If we can do those three things, we'll steal some wins, we'll overachieve."

Hughes is anxious to find out just what kind of competitors he's got. His goal is a simple one.

"It's to be better than we were last year," he says, "and I think we can do that."



Team captains Sean O'Brien (l) and Warren Schaeffer will be asked to play important leadership roles for the 2007 Hokies, both on and off the field.



Sophomore Nate Clark provides the Hokies with added versatility in the infield.

Catchers

Coach Hughes and his staff listed catcher as one of their major concerns following fall practice. With returning starter Matt Foley coming off wrist surgery and limited depth available, plenty of attention will be paid to the position during the preseason.

Foley, who now has a clean bill of health, heads into his senior season with a chance to put any disappointments from his first three seasons behind him and become a team leader.

No one would like that better than Hughes.

"We're looking for senior leadership in the catcher position," Hughes says. "To have that this year would be a bonus. Matt has gotten himself in the best shape of his career and has a chance to have a great year. He's a key for us. To have success this year, we need for him to have a good year, handle our pitching staff and stay healthy."

Foley, who has 72 career starts behind the plate, is a good

receiver with the ability to throw out runners. His hard work in the strength and conditioning program should help him improve at blocking low pitches.

Freshman walk-on Anthony Sosnoskie was one of the most pleasant surprises of the fall, working his way into the No. 2 slot behind Foley. Sosnoskie got better every week, both behind the plate and in the batter's box, and will play an important role this spring.

Infielders

The starting infield is expected to remain intact from last season with the only

variation at first base, where starter Sean O'Brien might be used at times in the outfield.

The strength will remain up the middle where senior shortstop Warren Schaeffer and junior second baseman Matt Hacker will team-up for the third consecutive season. Last year, they committed a combined total of just three errors in ACC play, and only 17 overall.

Schaeffer fielded .969 with seven total errors and enjoyed his best season offensively with a .286 batting average. His 30 runs scored, 12 doubles and three home runs were also personal bests.

Hacker, who fielded .960 on the year, finished second in batting on last season's squad with a .296 average. He led the team in runs scored (44) and hits (64) and tied for the lead in doubles with 14.

Senior Bryan Thomas returns at third base, where he has been a starter the past two seasons. He batted .294 in 2006 and led the team in runs batted in with 48. Thomas would like to return

to the form that saw him hit .384 overall and .396 in ACC games as a sophomore.


O'Brien led the team with a .317 batting average last year after missing the entire 2005 season due to shoulder surgery. He batted .372 on the way to first-team all-BIG EAST and freshman All-America honors as a starter in 2004. O'Brien has improved his defensive play around the first base bag and picked up some speed after dropping weight in the fall. He will be one of the keys to the Hokies' offense.

Sophomore Luke Padgett, who also has the potential to give the Hokies' an offensive boost, will provide depth at the corner infield positions. If Padgett has a good preseason at the plate and cuts down on

his strikeouts, the coaches are likely to find a spot for him in the lineup. That could lead to O'Brien seeing some time in the outfield, where he began his Tech career.

Backup for the middle infield positions will come from sophomore Nate Clark, who may be one of the Hokies' most underrated players due to the presence of Schaeffer and Hacker. Clark is a solid defensive performer in his own right, and does some things offensively that fit in well with the coaching staff's philosophy.

Freshman third baseman Brandon Lower, the only newcomer to the infield, impressed the coaches during the fall, but will miss the season after undergoing hip surgery in early January.



If Luke Padgett shows consistency at the plate, Tech's coaches will find a spot for him in the lineup.

Outfielders

Like the infield, Tech's outfield is filled with experienced players. The player to watch, however, may well be a rookie.

Freshman Steve Bumbry, whose father played 14 years with the Baltimore Orioles, was one of the pleasant surprises of the fall, displaying excellent defensive skills and a good approach at the plate. His performance vaulted him into an opportunity for early playing time and a starting job in left field. The left-handed hitting newcomer can also handle the center field duties if needed.

Speedy senior Nate Parks returns in center, where he has started 94 games over the past two seasons. The coaches love his 33 walks and 30 stolen bases from last season, but he will have to cut down on his

39 strikeouts and put the ball in play on a consistent basis in order to help Tech be successful.

Like Parks, returning right fielder Jose Cueto struck out too much in 2006. Cueto took a big step toward remedying the problem during the fall, reclaiming his job with hard work on every phase of his game. The junior outfielder has the ability to be a key contributor to the Hokies' offensive plan.

Additional experience in the outfield is provided by sophomore Sean Ryan and senior Billy Marn. Ryan, who rates as the Hokies' best defensive outfielder, can play any of the three positions and could challenge for a spot if his offensive skills continue to improve. Marn, a starter last season, could figure in at left field if he becomes more consistent at the plate.



Billy Marn will be one of the candidates for the designated hitter duties.



Junior Jose Cueto returns in right field after working on every phase of his game during the fall.

Starting first baseman Sean O'Brien could also see some action in the outfield when the Hokies want to get their best offensive lineup in the game. O'Brien saw some time in right field as a freshman. Meanwhile, junior college transfer Travis Willson, another outfield candidate, will be sidelined for the season after undergoing wrist surgery.

Designated Hitters

The leading candidates for the designated hitter spot are likely to be sophomore Luke Padgett and senior Billy Marn, but others could emerge as the spring unfolds.

Padgett got the most starts at the DH spot last season (20) and has good power potential. If he shows consistency with the bat and makes more contact, the coaches will find a spot for him, which could include designated hitter duties.

Marn was the primary designated hitter in 2005. He led the team in home runs that season with six and batted .307. After dropping to .257 last year, the right-handed batting senior is working to regain his eye at the plate. If successful, DH is one of the spots where he could contribute.

Pitchers

There's no debate about the biggest question mark on the 2007 Tech squad. It's the pitching staff.

Heading into preseason practice, no defined roles had been assigned. Every member of the staff was being prepared as if they would be pitching opening day.

"We (the staff) didn't come in until June, so there is nothing in stone," says associate head coach Dave Turgeon, who oversees the pitching staff. "We are going to try to maximize what we have and put every guy on the pitching staff — whatever his abilities — in a position to use those abilities in a positive way to help us win baseball games."

The Hokies will be counting on a nucleus of upperclassmen to help provide leadership and innings.

Included in that group are senior Adam Redd and junior Randy Buffington, who rank as two of the team's best competitors on the mound. Redd has proven to be a bulldog during his 47 career appearances at Tech. He has posted a career 7-2 record and 3.94 earned run average. Buffington, the hardest thrower on the staff, has

pitched in 39 games over two seasons and could play a big role this spring after showing much-improved command of his pitches during the fall.

The team will also be looking for substantial contributions from seniors David Cross and Greg Fryman, who like Redd and Buffington, are right-handers. Cross led the 2006 team with 14 starts and 79.1 innings pitched. He has the pitches and ability needed to be successful in the ACC. Fryman also has the experience and potential to be a contributor. He was second to Cross in starts (11) last year, while pitching in a total of 17 games. He now has 40 career appearances.

Lefty Evan Fredrickson and right-hander Rhett Ballard, two

young pitchers who picked up some valuable experience last year as freshmen, could push for expanded roles this season. Fredrickson has outstanding potential, but must gain a better command of his pitches. He finished 0-3 during his 12 appearances in 2006, but allowed just 21 hits in 22.2 innings and held opponents to a .244 batting average. Ballard also showed some potential, appearing in 19 games — six as a starter — and posting a 3-3 record. He worked 55 innings, the fourth-highest total on the team.

The wildcard of the staff might be senior left-hander Andrew Wells, who has seen little action since suffering an elbow injury in 2004. Wells was



Young southpaw Evan Fredrickson is competing for a bigger role in 2007.

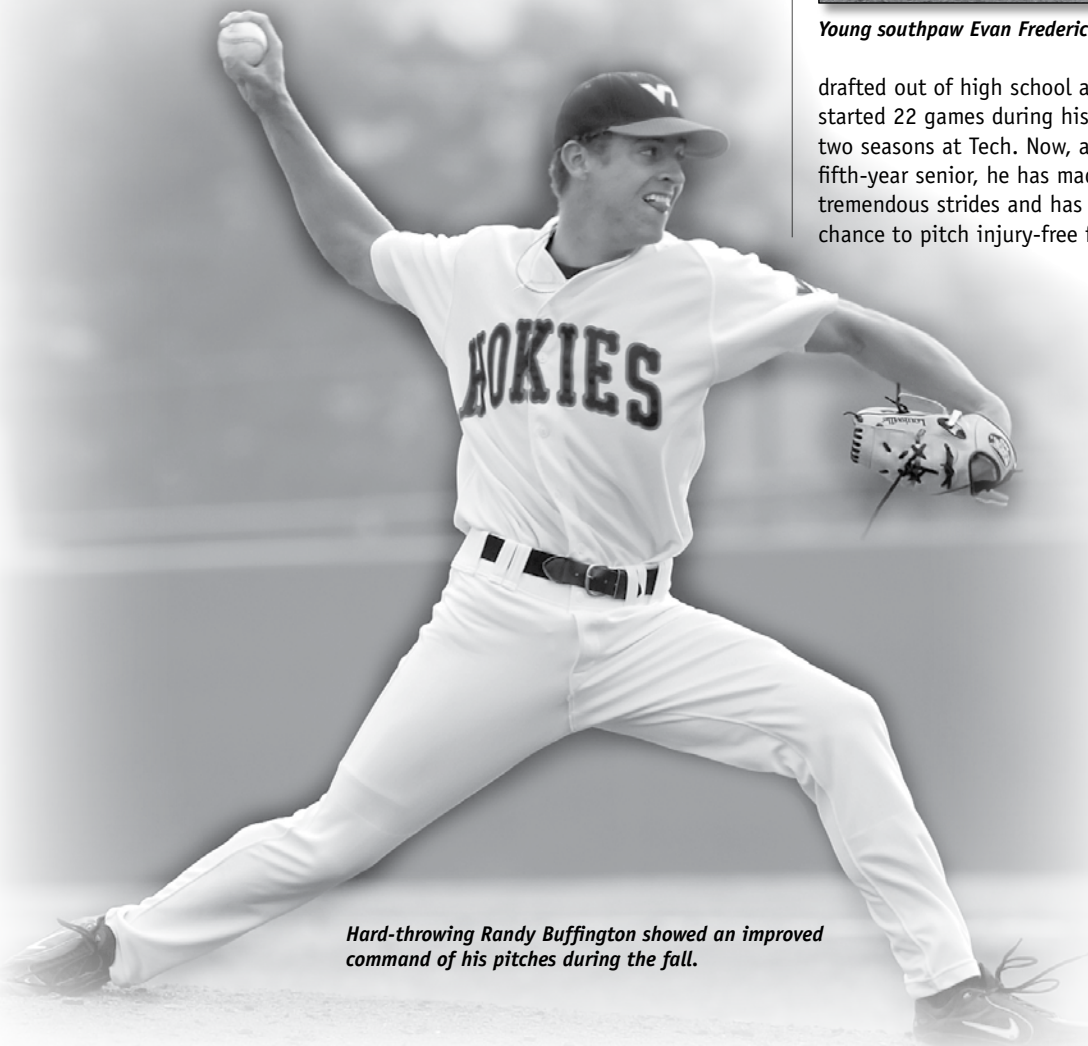
drafted out of high school and started 22 games during his first two seasons at Tech. Now, as a fifth-year senior, he has made tremendous strides and has a chance to pitch injury-free for

the first time in almost three years. If he returns to form, it could provide an important boost for the staff.

Right-hander Scott Stoehr and southpaws Josh Canova and Casey Herald are the other returnees from last year's squad. Canova saw the most action of the three, pitching in 12 games in relief and compiling a 1-1 record. Rob Waskiewicz, who was redshirted last season after undergoing elbow surgery, is still recovering and is not expected back until sometime during the season.

The pitching staff will be rounded out by a group of newcomers — true freshmen Brandon Fisher and Rob Whitley, and sophomore walk-ons Brett Fox and Dave Zappacosta.

"Overall, we know where we're deficient and know where we have to improve as a team," Hughes says. "I just want our kids to be competitive and work hard because we have no margin for error. We have to maximize our abilities."



Hard-throwing Randy Buffington showed an improved command of his pitches during the fall.

2007 Hokies

No.	Name (vl)	Cl.	B/T	Pos.	Ht.	Wt.	B'date	Hometown	High School
2	Steve Bumbry	Fr.	L/L	OF	5-10	180	4/4/88	Cockeysville, Md.	Dulaney
3	Bryan Thomas***	Sr.	R/R	INF	6-0	189	8/29/84	Wilmington, N.C.	Hoggard
4	Warren Schaeffer***	Sr.	R/R	INF	6-1	184	1/28/85	Vandergrift, Pa.	Greensburg Central
5	Matt Hacker**	Jr.	R/R	INF	5-10	175	1/5/86	Richmond, Va.	Tucker
7	Nate Parks***	Sr.	S/R	OF	5-11	178	3/20/85	Roanoke, Va.	Glenvar
8	Sean O'Brien**	r-Jr.	L/L	INF	6-0	195	12/31/84	Chappaqua, N.Y.	Greeley
9	Luke Padgett*	So.	R/R	INF	6-0	185	8/8/86	Lynchburg, Va.	Rustburg
10	Adam Redd***	r-Sr.	R/R	P	5-11	163	5/3/84	Dumfries, Va.	C.D. Hylton
11	Matt Foley***	Sr.	R/R	C	5-9	180	10/2/84	Lansdowne, Va.	James Madison
12	Brandon Fisher	Fr.	R/R	UT	5-9	173	8/6/87	New Castle, Va.	Craig County
13	Casey Herald**	Jr.	L/L	P	5-10	176	7/25/85	Tazewell, Va.	Tazewell
14	Nate Clark*	So.	R/R	INF	5-8	178	9/21/86	Gate City, Va.	Gate City
15	David Cross*	Sr.	R/R	P	6-3	182	8/29/84	Scottsdale, Ariz.	Chaparral
16	Josh Canova**	Sr.	L/L	P	6-0	198	10/16/84	Vienna, Va.	James Madison
17	Sean Ryan*	So.	R/R	OF	5-8	164	11/26/86	Ashburn, Va.	Stone Bridge
18	Rob Whitley	Fr.	R/R	P	5-10	193	9/30/88	Danville, Va.	George Washington
20	Andrew Wells**	r-Sr.	L/L	P	6-4	222	6/6/83	Alexandria, Va.	St. Stephen's
21	Rob Waskiewicz	r-Fr.	R/R	P	6-4	210	4/24/87	Manchester, Md.	Calvert Hall
22	Randy Buffington**	Jr.	R/R	P	6-0	182	3/20/86	Virginia Beach, Va.	Salem
23	Greg Fryman***	Sr.	R/R	P	6-5	204	9/8/84	Gibsonia, Pa.	Deer Lakes
24	Scott Stoehr**	r-Sr.	R/R	P	6-1	199	10/11/83	Timberville, Va.	Broadway
25	Jose Cueto**	Jr.	R/R	OF	6-1	196	10/24/85	Miami, Fla.	Braddock
26	Travis Willson	Jr.	L/L	OF	5-11	195	10/7/85	Virginia Beach, Va.	Carmel (CA)/Cuesta CC
28	Dave Zappacosta	So.	L/L	P	5-11	179	2/12/87	Baltimore, Md.	Mt. Saint Joseph
29	Brett Fox	So.	L/L	P	6-1	175	1/27/87	North Potomac, Md.	Quince Orchard
31	Evan Frederickson*	So.	L/L	P	6-5	219	9/23/86	Oak Hill, Va.	Oakton
32	Billy Marn**	Sr.	R/R	OF	6-2	213	10/28/84	Yorktown, Va.	Tabb
33	Rhett Ballard*	r-So.	R/R	P	6-5	223	11/13/85	High Point, N.C.	SW Guilford
34	Brandon Lower	Fr.	R/R	INF	6-1	172	3/30/88	Roanoke, Va.	Hidden Valley
36	Anthony Sosnoskie	Fr.	R/R	C	6-0	187	4/10/88	Front Royal, Va.	Notre Dame Academy

vl- varsity letters; r- redshirt

Head Coach: 19 Pete Hughes (Davidson College, '90)
Associate Head Coach: 35 Dave Turgeon (Davidson College, '87)
Assistant Coach: 6 Mike Gambino (Boston College, '99)
Volunteer Coach: 28 Tom Mackor (Boston College, '05)
Athletic Trainer: Jimmy Lawrence (Emory & Henry, '79)
Student Manager: Bobby Stierwalt

2006 Starts by Position

Pitcher: David Cross 14, Greg Fryman 11, Nicky Bowers 10, Rhett Ballard 6, Evan Frederickson 6, Ryan Kennedy 4, Randy Buffington 2.

Catcher: Matt Foley 29, Jose Rojas 24.

First Base: Sean O'Brien 52, Luke Padgett 1.

Second Base: Matt Hacker 41, Warren Schaeffer 12.

Shortstop: Warren Schaeffer 41, Matt Hacker 12.

Third Base: Bryan Thomas 49, Luke Padgett 4.

Left Field: Billy Marn 26, Sheldon Adams 23, Sean Ryan 4.

Center Field: Nate Parks 43, Sheldon Adams 6, Sean Ryan 4.

Right Field: Jose Cueto 50, Billy Marn 3.

Designated Hitter: Luke Padgett 20, Billy Marn 11, Jose Rojas 10, Matt Foley 7, Bryan Thomas 3, Sean O'Brien 1, David Londrey 1.

Pronunciation Guide

Josh CANOVA cuh-nova
 Jose CUETO KWAY-toe
 Brandon LOWER lauer (rhymes with hour)
 Anthony SOSNOSKIE suzz-NOSS-key
 Scott STOHR store
 Dave TURGEON..... TUR-jun
 Rob WASKIEWICZ..... WAS-kuh-witz
 Dave ZAPPACOSTA.....ZAP-uh-costa

Roster Breakdown

By State	By Class
Virginia 19	Seniors..... 11
Maryland 4	Juniors..... 6
North Carolina 2	Sophomores 7
Pennsylvania 2	Freshmen 6
Arizona 1	
Florida 1	
New York 1	

Batting

Player	B/Avg	GP-GS	AB	R	H	2B	3B	HR	RBI	TB	SLG%	BB	HBP	SO	GDP	OB%	SF	SH	SB-ATT
Sean O'Brien	.317	53-53	199	35	63	9	2	5	40	91	.457	41	5	37	2	.443	1	1	1-4
Matt Hacker	.296	53-53	216	44	64	14	2	3	31	91	.421	15	3	35	2	.346	3	2	4-6
Bryan Thomas	.294	52-52	214	37	63	10	2	5	48	92	.430	16	1	32	3	.340	4	6	1-3
Warren Schaeffer	.286	53-53	203	30	58	12	0	3	28	79	.389	18	4	34	5	.351	3	8	2-6
Nate Parks	.282	43-43	163	33	46	4	3	1	13	59	.362	33	6	39	2	.419	1	6	30-36
Jose Cueto	.265	51-50	189	31	50	14	2	6	29	86	.455	28	6	47	2	.375	1	1	3-7
Billy Marn	.257	42-40	144	23	37	6	2	2	24	53	.368	14	5	24	5	.335	4	1	1-4
Adam Redd	1.000	1-0	1	0	1	0	0	0	1	1	1.000	0	0	0	0	1.000	0	0	0-0
Mickey Rozakis	.500	3-0	4	0	2	1	0	0	0	3	.750	0	0	1	0	.500	0	0	0-0
Luke Padgett	.283	36-25	106	16	30	10	3	0	19	46	.434	7	0	40	3	.322	2	0	0-0
Matt Foley	.263	41-36	118	15	31	4	1	1	16	40	.339	21	0	12	5	.361	5	4	1-1
Sheldon Adams	.256	40-29	129	18	33	4	2	3	11	50	.388	13	2	45	1	.333	0	1	4-4
Jose Rojas	.250	38-34	124	15	31	6	0	5	19	52	.419	14	4	25	5	.345	0	0	0-0
Sean Ryan	.235	29-8	34	9	8	0	0	0	1	8	.235	8	0	11	2	.381	0	0	2-3
David Londrey	.200	5-1	5	0	1	0	0	0	0	1	.200	2	0	2	0	.429	0	0	0-0
Nate Clark	.071	14-0	14	2	1	0	0	0	0	1	.071	1	0	5	0	.133	0	0	0-0
Totals	.279	53-53	1863	308	519	94	19	34	280	753	.404	231	36	389	37	.365	24	30	49-74
Opponents	.321	53-53	1913	432	615	110	22	50	392	919	.480	247	52	323	32	.407	32	48	86-112

LOB - Team (446), Opp (452); **DPs turned** - Team (45), Opp (49); **TPs turned** - Team (0), Opp (1); **CI** - Team (2), Rojas 2; **IBB** - Team (5), Hacker 2, O'Brien 1, Adams 1, Thomas 1, Opp (9); **Picked off** - O'Brien 3, Schaeffer 2, Adams 1, Parks 1, Marn 1, Ryan 1.

Pitching

Player	ERA	W-L	APP	GS	CG	SHO/CBO	SV	IP	H	R	ER	BB	SO	2B	3B	HR	AB	B/Avg	WP	HBP	BK
Adam Redd	3.40	5-2	24	0	0	0/0	2	45.0	46	23	17	13	34	10	4	2	164	.280	3	10	0
Andrew Wells	4.50	0-0	6	0	0	0/0	0	8.0	11	6	4	4	6	1	0	0	32	.344	0	1	1
Brett Cory	4.50	0-0	5	0	0	0/0	0	4.0	3	2	2	2	4	0	0	0	15	.200	0	0	0
Ryan Kennedy	5.82	1-1	5	4	0	0/0	0	21.2	29	16	14	7	12	6	0	3	89	.326	2	0	0
David Cross	6.01	3-8	14	14	0	0/0	0	79.1	104	61	53	40	51	15	3	6	317	.328	3	6	1
Rhett Ballard	6.22	3-3	19	6	0	0/0	0	55.0	70	44	38	31	38	13	2	7	223	.314	4	3	0
Nicky Bowers	6.85	3-7	19	10	2	0/0	1	71.0	101	72	54	20	53	18	3	7	297	.340	8	7	1
Greg Fryman	6.85	3-7	17	11	0	0/0	0	68.1	96	62	52	24	34	18	4	9	286	.336	3	8	1
Evan Frederickson	7.94	0-3	12	6	0	0/0	0	22.2	21	22	20	33	21	1	2	3	86	.244	5	2	5
Randy Buffington	8.38	1-1	23	2	0	0/0	1	29.0	25	29	27	33	26	4	1	2	107	.234	10	7	0
Matt McGahey	9.88	0-0	11	0	0	0/0	0	13.2	25	17	15	10	12	4	0	4	68	.368	5	1	0
Scott Stoehr	10.12	0-0	12	0	0	0/0	0	16.0	23	19	18	7	11	9	1	1	68	.338	2	2	0
Josh Canova	11.39	1-1	12	0	0	0/0	0	21.1	29	33	27	16	6	8	0	3	87	.333	2	2	2
Bobby West	11.57	0-0	8	0	0	0/0	0	11.2	26	17	15	2	14	2	2	2	60	.433	2	2	0
Casey Herald	18.90	0-0	3	0	0	0/0	0	3.1	6	9	7	5	1	1	0	1	14	.429	1	1	1
Totals	6.87	20-33	53	53	2	0/0	4	470.0	615	432	359	247	323	110	22	50	1913	.321	50	52	12
Opponents	4.91	33-20	53	53	1	2/1	10	476.2	519	308	260	231	389	94	19	34	1863	.279	41	36	6

PB - Team (15), Rojas 10, Foley 5, Opp (6). **Pickoffs** - Team (10), Rojas 2, Frederickson 2, Cross 2, Wells 1, Redd 1, Ballard 1, Foley 1, Opp (9). **SBA/ATT** - Rojas (46-57), Foley (40-53), Cross (17-28), Bowers (19-19), Ballard (9-15), Frederickson (10-12), Redd (10-12), Fryman (7-8), Canova (3-4), Buffington (4-4), McGahey (3-3), West (2-3), Kennedy (2-2), Wells (0-1), Stoehr (0-1).

Fielding

Player	C	PO	A	E	FLD%	DPs	Player	C	PO	A	E	FLD%	DPs
David Cross	23	3	20	0	1.000	1	Nate Parks	155	150	1	4	.974	0
Sean Ryan	22	22	0	0	1.000	0	Jose Rojas	174	145	24	5	.971	4
Ryan Kennedy	9	3	6	0	1.000	1	Warren Schaeffer	227	80	140	7	.969	24
Adam Redd	7	3	4	0	1.000	0	Matt Hacker	250	110	130	10	.960	26
David Londrey	6	6	0	0	1.000	1	Sheldon Adams	79	71	4	4	.949	2
Andrew Wells	5	1	4	0	1.000	0	Nicky Bowers	19	8	10	1	.947	0
Randy Buffington	5	1	4	0	1.000	0	Nate Clark	14	7	6	1	.929	3
Mickey Rozakis	3	3	0	0	1.000	0	Jose Cueto	109	99	2	8	.927	1
Scott Stoehr	2	2	0	0	1.000	0	Greg Fryman	12	6	5	1	.917	0
Brett Cory	1	0	1	0	1.000	0	Luke Padgett	30	17	10	3	.900	3
Bobby West	1	0	1	0	1.000	0	Evan Frederickson	9	2	6	1	.889	0
Casey Herald	1	0	1	0	1.000	1	Bryan Thomas	139	35	82	22	.842	11
Matt McGahey	1	1	0	0	1.000	0	Josh Canova	9	1	6	2	.778	0
Matt Foley	213	185	25	3	.986	1	Rhett Ballard	10	2	5	3	.700	0
Billy Marn	51	46	4	1	.980	1	Totals	2035	1410	540	85	.958	45
Sean O'Brien	449	401	39	9	.980	35	Opponents	2087	1430	569	88	.958	49

2006 GAME-BY-GAME RESULTS

Record: 20-33

Home: 14-13

Away: 6-18

Neutral: 0-2

ACC: 4-25

Date	Opponent	Score/Result	Tech		Opp.		Innings	Overall	ACC	Pitcher of record
			r-h-e	r-h-e	r-h-e	r-h-e				
Feb 17, 2006	at Campbell	W 5-2	5-12-3	2-6-2	9	1- 0- 0	0- 0- 0	Redd, A (W 1-0)		
Feb 18, 2006	at Campbell	W 16-6	16-17-0	6-11-5	9	2- 0- 0	0- 0- 0	Fryman, G (W 1-0)		
# Feb 24, 2006	vs UNC Wilmington	5-6 L	5-6-3	6-11-0	9	2- 1- 0	0- 0- 0	Cross, D (L 0-1)		
# Feb 25, 2006	vs West Virginia	0-5 L	0-3-0	5-10-1	9	2- 2- 0	0- 0- 0	Ballard, R (L 0-1)		
# Feb 26, 2006	at East Carolina	W 5-1	5-8-1	1-8-3	9	3- 2- 0	0- 0- 0	Kennedy, R (W 1-0)		
Feb 28, 2006	at Charlotte	5-8 L	5-15-3	8-13-0	9	3- 3- 0	0- 0- 0	Bowers, N (L 0-1)		
Mar 3, 2006	Towson	W 14-5	14-19-5	5-8-1	9	4- 3- 0	0- 0- 0	Cross, D (W 1-1)		
Mar 4, 2006	Towson	W 9-8	9-10-1	8-14-2	(10)	5- 3- 0	0- 0- 0	Bowers, N (W 1-1)		
Mar 5, 2006	Towson	W 9-5	9-12-1	5-10-0	9	6- 3- 0	0- 0- 0	Fryman, G (W 2-0)		
Mar 7, 2006	at Richmond	W 7-5	7-11-1	5-10-3	(12)	7- 3- 0	0- 0- 0	Buffington, R (W 1-0)		
Mar 8, 2006	at Liberty	1-13 L	1-4-3	13-12-2	9	7- 4- 0	0- 0- 0	Frederickson (L 0-1)		
* Mar 10, 2006	at #21 Miami	3-14 L	3-9-4	14-13-1	9	7- 5- 0	0- 1- 0	Cross, D (L 1-2)		
* Mar 11, 2006	at #21 Miami	3-12 L	3-6-2	12-15-2	9	7- 6- 0	0- 2- 0	Kennedy, R (L 1-1)		
* Mar 12, 2006	at #21 Miami	4-10 L	4-9-0	10-14-2	9	7- 7- 0	0- 3- 0	Bowers, N (L 1-2)		
Mar 14, 2006	at James Madison	5-15 L	5-10-1	15-19-0	9	7- 8- 0	0- 3- 0	Fryman, G (L 2-1)		
Mar 15, 2006	James Madison	11-13 L	11-12-2	13-14-2	9	7- 9- 0	0- 3- 0	Redd, A (L 1-1)		
* Mar 17, 2006	#1 Florida State	2-11 L	2-8-1	11-14-0	9	7-10- 0	0- 4- 0	Cross, D (L 1-3)		
* Mar 18, 2006	#1 Florida State	W 9-7	9-10-1	7-12-1	9	8-10- 0	1- 4- 0	Redd, A (W 2-1)		
* Mar 19, 2006	#1 Florida State	4-9 L	4-7-0	9-12-2	9	8-11- 0	1- 5- 0	Fryman, G (L 2-2)		
Mar 22, 2006	at Va. Commonwealth	W 8-6	8-10-1	6-13-6	(12)	9-11- 0	1- 5- 0	Redd, A (W 3-1)		
* Mar 24, 2006	Boston College	7-8 L	7-7-0	8-7-1	9	9-12- 0	1- 6- 0	Bowers, N (L 1-3)		
* Mar 25, 2006	Boston College	4-6 L	4-11-3	6-9-5	(13)	9-13- 0	1- 7- 0	Redd, A (L 3-2)		
* Mar 26, 2006	Boston College	7-9 L	7-12-2	9-11-1	(10)	9-14- 0	1- 8- 0	Ballard, R (L 0-2)		
Mar 28, 2006	Richmond	W 9-6	9-10-2	6-10-4	9	10-14- 0	1- 8- 0	Redd, A (W 4-2)		
* Mar 31, 2006	at Wake Forest	1-12 L	1-5-3	12-16-2	9	10-15- 0	1- 9- 0	Fryman, G (L 2-3)		
* Apr 1, 2006	at Wake Forest	3-7 L	3-9-0	7-11-2	9	10-16- 0	1-10- 0	Cross, D (L 1-4)		
* Apr 2, 2006	at Wake Forest	5-13 L	5-11-1	13-13-2	9	10-17- 0	1-11- 0	Bowers, N (L 1-4)		
Apr 4, 2006	at Radford	W 16-6	16-17-1	6-9-3	9	11-17- 0	1-11- 0	Cross, D (W 2-4)		
Apr 5, 2006	VMI	W 9-8	9-12-2	8-9-1	9	12-17- 0	1-11- 0	Ballard, R (W 1-2)		
* Apr 7, 2006	#9 Georgia Tech	W 8-6	8-9-1	6-14-4	9	13-17- 0	2-11- 0	Canova, J (W 1-0)		
* Apr 9, 2006	#9 Georgia Tech	11-17 L	11-15-3	17-17-1	9	13-18- 0	2-12- 0	Frederickson (L 0-2)		
* Apr 9, 2006	#9 Georgia Tech	3-5 L	3-6-1	5-12-0	9	13-19- 0	2-13- 0	Cross, D (L 2-5)		
Apr 12, 2006	Appalachian State	W 5-4	5-10-1	4-9-1	9	14-19- 0	2-13- 0	Fryman, G (W 3-3)		
* Apr 14, 2006	at #2 North Carolina	4-9 L	4-6-1	9-12-3	9	14-20- 0	2-14- 0	Canova, J (L 1-1)		
* Apr 15, 2006	at #2 North Carolina	1-3 L	1-11-1	3-10-0	9	14-21- 0	2-15- 0	Cross, D (L 2-6)		
* Apr 16, 2006	at #2 North Carolina	4-12 L	4-6-0	12-13-3	9	14-22- 0	2-16- 0	Fryman, G (L 3-4)		
Apr 18, 2006	Marshall	W 9-4	9-10-2	4-10-0	9	15-22- 0	2-16- 0	Bowers, N (W 2-4)		
Apr 19, 2006	Longwood	W 3-1	3-5-0	1-9-2	9	16-22- 0	2-16- 0	Ballard, R (W 2-2)		
* Apr 21, 2006	Duke	W 8-4	8-12-1	4-9-3	9	17-22- 0	3-16- 0	Cross, D (W 3-6)		
* Apr 22, 2006	Duke	1-15 L	1-7-2	15-16-2	9	17-23- 0	3-17- 0	Fryman, G (L 3-5)		
* Apr 23, 2006	Duke	9-10 L	9-13-4	10-17-0	9	17-24- 0	3-18- 0	Bowers, N (L 2-5)		
* Apr 28, 2006	at #9 Clemson	2-11 L	2-7-2	11-14-0	9	17-25- 0	3-19- 0	Fryman, G (L 3-6)		
* Apr 29, 2006	at #9 Clemson	4-11 L	4-10-0	11-9-1	9	17-26- 0	3-20- 0	Frederickson (L 0-3)		
* Apr 30, 2006	at #9 Clemson	3-7 L	3-9-0	7-10-0	9	17-27- 0	3-21- 0	Cross, D (L 3-7)		
May 2, 2006	Va. Commonwealth	W 10-4	10-12-2	4-11-4	9	18-27- 0	3-21- 0	Ballard, R (W 3-2)		
May 3, 2006	Liberty	W 8-3	8-15-1	3-5-0	9	19-27- 0	3-21- 0	Bowers, N (W 3-5)		
May 10, 2006	Campbell	7-8 L	7-11-3	8-14-3	9	19-28- 0	3-21- 0	Bowers, N (L 3-6)		
* May 12, 2006	#16 NC State	3-21 L	3-9-2	21-20-1	9	19-29- 0	3-22- 0	Buffington, R (L 1-1)		
* May 13, 2006	#16 NC State	W 7-6	7-12-3	6-13-0	9	20-29- 0	4-22- 0	Redd, A (W 5-2)		
May 16, 2006	Charlotte	3-14 L	3-8-3	14-14-2	9	20-30- 0	4-22- 0	Ballard, R (L 3-3)		
* May 18, 2006	at #6 Virginia	2-4 L	2-7-3	4-4-1	9	20-31- 0	4-23- 0	Bowers, N (L 3-7)		
* May 19, 2006	at #6 Virginia	0-6 L	0-4-2	6-8-1	9	20-32- 0	4-24- 0	Cross, D (L 3-8)		
* May 20, 2006	at #6 Virginia	7-11 L	7-13-0	11-11-0	9	20-33- 0	4-25- 0	Fryman, G (L 3-7)		

* Conference game

Keith LeClair Classic, Greenville, N.C.

() extra inning game

Meet *THE HOKIES*



Pete Hughes

Pete Hughes, who has earned a reputation for producing results on the field and in the classroom during his 10 years as a head coach on the collegiate level, took over the reigns of the Virginia Tech baseball program in early June, following the retirement of Hall of Fame coach Chuck Hartman after 28 years at Tech and 47 years as a head coach.

"I am pleased and proud that we have been able to attract an outstanding young head coach to follow one of the winningest coaches in NCAA history," said Jim Weaver, Tech director of athletics, in making the announcement. "Pete Hughes is familiar with the Atlantic Coast Conference and knows Virginia Tech, having competed against us in recent years in both the BIG EAST and the ACC. He also knows that we want to be a nationally competitive baseball program. I believe Coach Hughes is the right person for Virginia Tech at this moment in time."

Hughes, 39, spent the last eight seasons as the head coach at Boston College, where he compiled a 250-181-2 record. He also was the head coach at Trinity University in Texas for two seasons (1997-98), guiding the Tigers to a 52-30 mark.

Prior to Hughes' arrival, Boston College averaged 13 wins a season over 35 years. During their eight seasons under Hughes, the Eagles averaged 31 wins per year. In 2005, he led BC to a school record 37 wins and his squad was named the Division I New England Baseball Team of the Year.

During his first two seasons at Boston College, Hughes guided his teams to back-to-back single-season school marks for win improvements (nine). He took over a team that finished 17-23-1 during the 1998 season and coached it to a 26-21-1 record in 1999. The following season, the Eagles posted a 35-20 record and made just their

second-ever appearance in the BIG EAST Tournament.

Hughes was named BIG EAST, New England and ABCA/Diamond Division I Northeast Region Coach of the Year following the 2000 season. He also earned BIG EAST Conference Coach of the Year honors in 2002 and was the New England Coach of the Year again in 2005. Hughes took the Eagles to the BIG EAST Tournament a total of five times in seven seasons.

Last season, Boston College posted a 28-25-1 record during its first year of Atlantic Coast Conference competition and finished fourth in the Atlantic Division. Among the Eagles' ACC victories were three wins against the Hokies in Blacksburg, along with two wins versus Georgia Tech and a victory against Clemson, both of which went on to participate in the 2006 NCAA College World Series.

During his tenure at Boston College, 25 BC players were drafted or signed pro contracts and four received All-American honors. Pitcher Chris Lambert was selected in the first round of the Major League Baseball Draft by the St. Louis Cardinals in 2004, becoming the first-ever Boston College player to be selected in the opening round.

Twenty-two of the 25 BC players who were drafted or signed pro contracts during Hughes' eight seasons were undrafted out of high school, a further testament to his commitment to developing and helping players reach their full potential.

Even more impressive was the Eagles' academic success under Hughes. During his eight seasons at Boston College, the baseball program had a 100 percent graduation rate.

At Trinity University (Texas), Hughes inherited a team that had averaged 11 wins per season in each of the previous 17 years. In just two years with the program, Trinity averaged 26 victories and won 63 percent of its games under Hughes, setting the school record for wins (33) and earning a regular season conference championship during his second and final season in 1998.

Hughes began his coaching career at Hamilton College in New York in 1990-91 and found himself torn between football and baseball. During his year at Hamilton, he served as an assistant in football and held the top assistant and recruiting coordinator jobs for baseball. He continued his dual-sport coaching roles in the very same



capacities at Northeastern University in Boston from fall 1991 through spring 1996. When he started his stint with the Huskies, he was the youngest full-time assistant coach in the Division I-AA football ranks, but when he left, he was headed to the state of Texas to be a college baseball head coach.

As a player, the Brockton, Mass., native was a four-year standout as a third baseman on the diamond and a four-year starter at quarterback on the gridiron at Davidson College (1986-90). Hughes was captain of the baseball team as a senior in 1990 and graduated that year with a bachelor of arts in sociology/anthropology.

Hughes and his wife Debby have five children, sons Thomas, 10, Hal, 8, Dominic, 6, and PJ, 2, and a daughter Grace, 4.

Hughes' File

Personal:

Born: 1/11/68, Brockton, Mass.
Hometown: Brockton, Mass.
Wife: former Debby DeCou
Children: Thomas, Hal, Dominic, Grace, PJ

Education:

High School: Boston College High School (1986)
College: Davidson College (1990)

Playing Experience:

1986-1990 Davidson College
 (four-year letterman, baseball/football)

Coaching Career:

1990-91 Hamilton College
 (assistant coach, baseball/football)
 1991-96 Northeastern University
 (assistant coach, baseball/football)

Coaching Career (continued):

1996-98 Trinity University (head coach)
 1998-06 Boston College (head coach)

Career Head Coaching Record:

1997	Trinity University	19-19-0
1998	Trinity University	33-11-0
1999	Boston College	26-21-1
2000	Boston College	35-20-0
2001	Boston College	29-22-0
2002	Boston College	30-25-0
2003	Boston College	33-21-0
2004	Boston College	32-27-0
2005	Boston College	37-20-0
2006	Boston College	28-25-1
Overall:	302-211-2
At BC:	250-181-2
At Trinity:	52-30-0

Players who were drafted or signed pro contracts under Hughes:

- 1999 Sean McGowan (Giants)
Jeff Waldron (Red Sox)
- 2000 Steve Langone (Dodgers)
Eric Olson (Yankees)
Mike Gambino (Red Sox)
- 2001 Jed Rogers (Red Sox)
- 2002 Jeff Mackor (Astros)
Mark Sullivan (Rangers)
- 2003 Matt Elfeldt (Red Sox)
- 2004 Chris Lambert (Cardinals)*
Mike Wlodarczyk (Expos)
Jake Marsello (Cubs)
Kevin Shepard (Phillies)
Ryan Morgan (Cubs)
Matt O'Donnell (Astros)
Ryan Leahy (Angels)
- 2005 Mike Wlodarczyk (Devil Rays)
Jason Delaney (Pirates)
Joe Martinez (Giants)
Drew Locke (Dodgers)
Marco Albano (Angels)
- 2006 Matt Meyer (Indians)
Shawn McGill (Phillies)
Ryne Reynoso (Braves)
Kevin Boggan (Giants)
Dave Preziosi (Dodgers)

* 1st Round



Coach Pete Hughes and his wife Debby with their children (seated, l-r) Grace, PJ, Dominic, (standing) Thomas and Hal.

Pete Hughes On ...

Coaching Philosophy

"My goal is to never get out-competed or out-worked, and to be very aggressive and force the action no matter where we are playing or who we are playing. That's been my style, that's been my MO, and I think kids who have bought into that mindset have reached their potential and then some."

Academics

"As far as evaluating our program from top to bottom, academic performance will always be at the top of my list. We are going to overachieve in the classroom. Without a doubt, performance and effort in the classroom correlates to performance and effort on the baseball field."

Graduating Players

"That's my job. I have a huge responsibility to do that. The only kids I want to coach are kids who are motivated to graduate and are motivated academically. I don't want to coach anybody who has different ideals than that."

Conditioning

"Strength and conditioning is the quickest way for us to have success. It has already started in our program and our kids are already seeing added benefits from what we do strength and conditioning-wise and from the emphasis our staff places on it."

Community Involvement

"I think it's important for kids at this stage to get out of their comfort zone ... to get out and do more than what they are doing in their regular academic and baseball lives. Doing things other than athletic related activities together is healthy for the team and healthy for the individuals. My family and I have raised over \$250,000 for cancer research over the years. There are bigger things out there other than college athletics — and our players need to know that."

Summer Baseball

"Summer baseball is a priority for us. We will always work to get our kids placed in the best leagues in the country so they can develop and become better players. Our guys who want to reach their potential in baseball are going to play summer baseball at the highest levels."

The Right Kid

"I just love high energy, competitive kids who care about being good students and good people. When you find that, then you've got something to work with ... then you look to see if they can play."

Dave Turgeon *Associate Head Coach*

Associate head coach Dave Turgeon arrives in Blacksburg by way of Duke University, and in addition to several coaching stints in both college and the minor leagues, he also had an extensive playing career that traveled him around the globe.

Turgeon was the first staff member named by new head coach Pete Hughes, and will serve as the pitching coach at Tech. He and Hughes are not strangers, however, as Turgeon coached under Hughes at Boston College, and the two were teammates during their collegiate playing days at Davidson College.

"Dave will be an unbelievable asset in carrying on the winning tradition of Hokie baseball," said Hughes. "In just four years at the college level, he has become one of the most respected recruiters and evaluators in the country. Also, Dave will get the best out of our pitching staff. Instructionally and being able to motivate on a daily basis, he is the best I've ever been around."

Turgeon was the associate

head coach and recruiting coordinator at Duke University during the 2006 season. He spent the 2005 and 2004 seasons as the associate head coach/pitching coach at the University of Connecticut and oversaw the pitching staff and recruiting for Hughes at Boston College during the 2002-03 academic year.

While a member of the BC staff, Turgeon worked directly with pitcher Chris Lambert, who was the St. Louis Cardinals' first-round draft pick and the 19th overall selection in 2004. During his tenures at Boston College and UConn, both teams saw their earned run averages drop and they both set records for wins.

Turgeon has an extensive

background as both a player and manager in the professional ranks to go with his collegiate coaching experience.

Prior to joining the staff at Boston College, Turgeon enjoyed a 13-year professional playing

career — the first five in the field where he advanced to the AA level, and the last eight as a pitcher where he rose to the AAA level. He then managed and coached three years in the Cleveland Indians organization.

From 1987-90, Turgeon was an infielder in the New York Yankees system and played for both Stump Merrill and Buck Showalter. From 1991-1999, he played in Holland (1991), France (1992), Taiwan (1993-96, 1998) and Mexico (1997-99). In 1998, he returned to the United States



and played for the Rochester Red Wings, the Baltimore Orioles' Class AAA affiliate.

During his professional playing days, Turgeon was a three-time all-star selection in Taiwan. He also captured 1998 Player of the Year honors with the Reynosa Broncos, a Class AAA team in the Mexican League.

After concluding his playing career, Turgeon served in various coaching capacities with the Indians. He managed the Burlington Indians of the Appalachian League in 2000 and the Mahoning Valley Scrappers of the New York-Penn League the following season. In 2002, Turgeon worked at the Indians' extended spring training in Winter Haven, Fla.

The Groton Conn., native is a 1987 graduate of Davidson College, where he earned a bachelor's degree in history. Turgeon was a three-time All-Southern Conference selection at third base for the Wildcats. He earned all-region honors his senior year, when one of his teammates was freshman Pete Hughes. In 2005, Turgeon was inducted into the Wildcat Hall of Fame, and in 2006, he was inducted into the St. Bernard High School Hall of Fame in Uncasville, Conn.

Turgeon was the third in his family to play professional baseball. His brother, Steve, played in the St. Louis Cardinals organization, while his other brother, Mike, was a minor league player of the year and batting champ with the Chicago Cubs and San Francisco Giants organizations.

Turgeon and his wife, Theresa, have four children; Calli, Allisa, Christian and Francesca.

Turgeon's Philosophy On ... Pitching

"As a staff, we need to go out and pitch with some tempo, and attack hitters. Regardless of the result, we will keep coming and compete. In order for us to compete at the level of the ACC, controlling runners and defending our position will be priorities as well. We will preach 'ACE' — attitude, concentration and effort!"

Turgeon's File

Personal:

- Born:** 5/15/65, New London, Conn.
- Hometown:** Groton, Conn.
- Wife:** Theresa
- Children:** Calli, Allisa, Christian and Francesca

Education:

- High School:** St. Bernard High School (1983)
- College:** Davidson College (1987)

Playing Experience:

- 1984-87 Davidson College
- 1987-90 New York Yankees system
- 1991 Holland
- 1992 France
- 1993-96 Taiwan
- 1997 Mexico
- 1998 Taiwan, Mexico, Rochester Red Wings (Baltimore Orioles AAA)
- 1999 Mexico

Coaching Experience:

- 2000-2002 Cleveland Indians organization
- 2000 Burlington Indians (manager)
- 2001 Mahoning Valley Scrappers (manager)
- 2002 Cleveland Indians (extended spring training)
- 2002-03 Boston College (pitching, recruiting)
- 2004-05 University of Connecticut (associate head coach, pitching)
- 2006 Duke University (associate head coach, pitching, recruiting)



Dave Turgeon and his wife Theresa.

Mike Gambino *Assistant Coach*

Assistant coach Mike Gambino joins the Virginia Tech staff not only with playing and coaching accolades on his resumé, but with professional scouting experience as well. He will serve as the Hokies' recruiting coordinator and will work with Tech's infielders and hitters. Much like associate head coach Dave Turgeon, Gambino has a history with head coach Pete Hughes, having both played and coached for him at Boston College.

"We are very fortunate to have someone with Mike's extensive background on our staff," Hughes said. "We believe his talents as an instructor and as a recruiter/evaluator will be instrumental in carrying on the winning tradition of Hokie baseball. I have had the pleasure of both coaching Mike and working with him. He is loyal, a tremendous worker and a true competitor — all qualities that we need to have in our program to win in the ACC."

Gambino, 29, comes to the Hokies from the Detroit Tigers, where he worked as a regional scout. Gambino was an infielder for Hughes at Boston College from 1995 through 2000, earning the team's leadership award as a redshirt sophomore in 1997-98. He was named second-team All-New England and made the BIG EAST Academic team following the 1999 season. In 2000, Gambino collected a school record 78 hits on the way to earning first-team All-Big East, All-New England and All-Northeast Region honors.

Following his collegiate playing career, Gambino spent two seasons as a minor league infielder for the Boston Red Sox. In February 2002, he became a special assistant to the Red Sox Major League staff. In that capacity, he assisted the coaching staff with all on-field activity and aided the scouting department with coordinating the Amateur Draft.

Gambino was a coach for the Lowell Spinners, the Red Sox Short Season-A team in the New York-Penn League, from June-

September 2002. He worked with hitters and infielders and coached first base for the Spinners. He also assisted with all game and prospect reports.

When the season concluded, the Red Sox sent Gambino to the Major League Baseball Scout Development Program.

In January 2003, Gambino



returned to Boston College as a volunteer coach for Hughes. He coordinated the developmental program for hitters and infielders, and also coordinated BC's summer baseball camps.

After two seasons with the Eagles, Gambino moved back to the pro ranks in November 2005 to become an area scout for Detroit, working in the Northeast and Deep South (Alabama, Louisiana and Mississippi).

Gambino, who received a bachelor's degree in English and theology from BC, is a native of Garrison, N.Y.

Gambino's File

Personal:

Born: 7/9/77, Garrison, N.Y.

Hometown: Garrison, N.Y.

Education:

High School: James I. O'Neill High School (1995)

College: Boston College (1999)

Postgraduate: Boston College (2000)

Playing Experience:

1995-2000 Boston College

1998 Orleans Cardinals (Cape Cod League)

2000-02 Boston Red Sox system

Coaching Experience:

2002 Boston Red Sox (special assistant to major league staff)

2002 Lowell Spinners (hitting, infield, first-base coach)

2003-05 Boston College (volunteer coach)

Scouting Experience:

2002 Major League Baseball Scout Development Program

2005-06 Detroit Tigers (Northeast & Deep South)

Gambino's Philosophy On ...

Hitting

"First and foremost, our hitters need to get a good pitch to hit. You can have the best swing in the world, but if you consistently swing at bad pitches and pitches out of the zone, it becomes very hard to have success at the plate.

After that, my overlying theme is to 'keep it simple.' I don't believe in a 'cookie cutter' approach to hitting — or making every hitter do the exact same thing at the plate. There are a few basic things that all good hitters must do, but there are numerous ways to do them. Our guys have all had some level of success to get here, so let's figure out what it is that they do well and help them stay there. Hitting is all about comfort, and if you manufacture swings, players cannot ever really get comfortable.

As a team, we'll stress a short, quick and inside approach to the baseball, with good extension through the baseball. We'll focus on our situational hitting — especially our two-strike approach — and getting a good pitch to hit. We will not spend a lot of time trying to rework swings and make all of our guys look the same, as that is counterproductive, in my opinion."

Recruiting

"The first thing we will do is focus on recruiting the best players in the state of Virginia. This is a state that takes high school baseball very seriously. There are a lot of great players playing in successful programs for very good coaches, and we will do our best to find and recruit Virginia kids who fit the mold of what we want our team to look like.

Beyond that, we would like to capitalize on the fact that Virginia Tech has a great reputation nationally — both in terms of the quality of the education and the state of its athletic program. That will allow us to recruit the whole country to find the right players.

Coach Hughes is great to play for because he expects and demands a lot out of his players (on and off the field) and will do everything in his power to make sure a player works hard, plays hard and competes. He's also very honest and upfront, both with praise and constructive criticism, and his players always know where they stand with him. When you play for him, you know you will get the most out of your ability.

All of the above helps give us a model for the type of player we want in our program. We look for tough, competitive kids who want to come in and outwork and out-compete everyone, both athletically and academically. We look for kids who we feel will represent this university and its baseball program well in all aspects — on the baseball field, in the classroom and in the community."

Tom Mackor

Volunteer Coach

Tom Mackor, a former infielder at Boston College, is the volunteer coach on Pete Hughes' new baseball staff at Virginia Tech. Mackor's duties include working with Tech's outfielders, assisting with the hitters and coordinating the Hokies' camps and clinics. He will also coach first base for the Hokies.

"Having Tom on the staff is like having another full-time coach," Hughes says. "He will be a great asset for us. He knows the game and is hungry to be in this business. He was with me for four years as a player at Boston College, and he was the most unselfish player I've ever been around. He's exactly the type of person you want associated with your program."

Mackor, 23, joins the Tech staff after working last year as an assistant coach at Methuen High School in Massachusetts. He played four seasons for Hughes at BC, where he started 10 of 12



BIG EAST Conference games as a sophomore in 2003 and batted .250. Mackor missed all but seven games of his junior year with a shoulder injury, but returned to action in 2005 and enjoyed his best season with the Eagles, hitting .278.

A 2005 Boston College graduate in communications, Mackor is from Salem, N.H. He was a baseball and football standout at St. John's Prep in the Boston High School Catholic League before enrolling at BC.



Marianne Baffi
Secretary



Eric Cross
Assistant Equipment Manager



Denie Marie
Facilities Manager
(English Field)



Casey Underwood
Facilities Manager

Jimmy Lawrence

Athletic Trainer

Athletic trainer Jimmy Lawrence has earned both respect and popularity through his outstanding work with Virginia Tech student-athletes during the past 28 years.

Lawrence, who is certified by the National Trainers Association, began working at Tech in 1979 as a graduate assistant trainer for football, basketball, baseball and wrestling. He was promoted to assistant trainer in 1981 and coordinated the training duties for all men's sports except football for 19 seasons. Lawrence is beginning his 27th season working with Tech baseball.

The Elliston, Va., native served as the trainer for the United States Baseball Federation Junior National Team during the summers of 1987 and 1988. He also accompanied the U.S. Senior National Team



to Taiwan for the International Harbor Baseball Tournament during the fall of '88.

Lawrence received his bachelor's degree in health and physical education from Emory & Henry in 1979 and a master's degree in physical education from Tech in 1981. As an undergraduate, he worked for four years as a student trainer. Lawrence is married to Peg Morse.

The Dugout Club

The Virginia Tech Hokies Dugout Club is an organization designed for alumni, friends and fans of the university who have a special interest in Tech baseball.

In the past, the Dugout Club has helped fund facility improvements for the team, such as the renovation of the baseball locker room and the installation of lights at English Field. The efforts and contributions of the Dugout Club are essential in helping to continue and enhance the great baseball tradition at Virginia Tech.

Membership in the Dugout Club requires a minimum yearly donation, with various gifts associated with each level of membership.

For more information on how to join the Dugout Club, log onto www.hokiesports.com/baseball. There you will find membership levels, Dugout Club gifts and tax information, as well as a membership form.

Hokie Baseball thanks you for your support.



Bobby Stierwalt
Student Manager



Katelyn Bishop
Student Trainer



Nikki Moore
Student Trainer

2007 PLAYER PROFILES



33

Rhett Ballard

*P, 6-5, 223, R/R
1VL, r-Sophomore
High Point, N.C.*

Picked up some experience on the mound last year as a freshman ... Saw action in 19 games, including six as a starter ... His 55 innings on the mound were the fourth-highest total on the 2006 squad ... Has a big frame and good athleticism ... Needs to expand his role from last season for the Hokies to have success ... Could fit into a number of roles, from the bullpen to the starting rotation, depending on his continued progress and work during the preseason ... Has an opportunity to provide depth and contribute ... Transferred to Tech from Liberty University in fall 2005.

2005-06: Pitched in 19 games ... Made his first collegiate appearance with a start against West Virginia ... Pitched just 2.1 innings, allowing six hits and four runs in a loss ... Also started at Richmond and worked 4.2 innings without a decision ... Had four strikeouts in that outing ... Started at home against JMU and pitched just 2.1 innings in a no-decision ... Came out of the pen for 1.2 innings against FSU allowing one run on two hits and striking out three batters ... Started and pitched five innings at VCU ... Gave up two runs on six hits ... Did not get a decision ... Pitched 2.2 innings of relief in game three against Boston College ... Pitched a shutout inning of relief at Radford and came back the next night with four innings versus VMI to pick up his first win ... Worked seven innings of relief against Appalachian, allowing just two unearned runs ... Started against Longwood and picked up a win, allowing one run in seven innings ... Pitched 3.1 innings of relief in game three with Duke ... Pitched one shutout inning at Clemson ... Started and picked up a win at home against VCU ... Pitched 5.2 innings ... Suffered a loss in relief against Charlotte ... Worked 4.1 innings of scoreless, hitless relief in second game at Virginia ... Finished with a 3-3 record and 6.22 earned run average.

Liberty: Was redshirted during the 2004-05 school year before transferring to Tech.

High School: Played his senior year at Southwest Guilford ... Had a 1.50 earned run average on the way to all-area and all-conference honors ... Attended Oak Hill Academy in Virginia prior to his senior year ... Was team MVP as a pitcher his junior year ... Played basketball at both schools.

Personal: Rhett Christopher Ballard ... Born 11/13/85 in Greensboro, NC ... Son of Rick and Diane Ballard ... Enrolled in history.

	W	L	IP	H	R	ER	ERA	BB	SO	G	S	CG	SHO	SV
2006	3	3	55.0	70	44	38	6.22	31	38	19	6	0	0	0



22

Randy Buffington

*P, 6-0, 182, R/R
2VL, Junior
Virginia Beach, Va.*

A naturally gifted player with a tremendous arm ... Throws hard and has two plus pitches, including an outstanding slider ... Possesses all the intangibles, including a great work ethic ... Showed a command of the strike zone during the fall that he lacked during his first two seasons ...

Has the potential to play a significant role ... Is expected to open the season as the Hokies' closer, a spot he has held off-and-on during the past two seasons ... His role could change, however, as the season unfolds.

2005-06: Appeared in 23 games, all but two in relief ... Pitched the final inning of Tech's second game at Campbell ... Surrendered two runs on a hit and three walks ... Also allowed two runs in a two-inning stint against Towson ... Was outstanding in 2.2 innings of shutout relief at Richmond ... Struck out four men and picked up a win ... Made two relief appearances at Miami ... Worked three innings of relief in home loss to JMU ... Gave up three runs in two appearances against FSU ... Helped Tech hang on for 12-inning win at VCU ... Pitched 2.2 innings of no-hit, scoreless relief ... Tossed three innings of shutout relief at home against Richmond ... Worked a combined five innings out of the pen against Wake Forest and Radford, allowing a total of two hits and two runs but walking seven batters ... Earned his first save in opening Georgia Tech game ... Started against Appalachian, but worked just one-third of an inning after walking three and throwing two wild pitches ... Pitched two shutout innings with three strikeouts at Clemson ... Worked 2.1 scoreless innings versus Liberty with three more Ks ... Started game one versus NC State and suffered his first loss ... Finished with a 1-1 record and 8.38 ERA.

2004-05: Saw action in 16 games, including one start ... Worked 19.2 innings and led the team in saves with three ... Pitched 1.2 innings against Villanova ... Gave up two hits and a run ... Also posted a strikeout and a walk ... Closed the Savannah State win with a scoreless inning ... Worked just one-third inning against High Point giving up two hits and a walk ... Pitched two shutout innings at Maryland for his first save ... Also picked up saves against Liberty and Marshall ... Went just two innings against VMI in first career start ... Pitched 3.2 innings at Duke ... Gave up one earned run or less in 12 of his appearances, but finished with an 0-3 record and 8.69 ERA.

High School: Pitched and played shortstop for four years at Salem High for Coach Pete Zell ... Carried a .365 career batting average ... Was team MVP as a senior ... Struck out 78 batters in 39 innings in 2004 on the way to a 3-3 record ... Racked up six home runs and 27 runs batted in at the plate ... Also collected 12 stolen bases ... Named first-team All-Beach District and first-team All-Tidewater ... Posted a .341 batting average his junior season while registering a 4-1 record on the mound ... Volunteered at Salem Elementary School.

Personal: Charles Randall Buffington II ... Born 03/20/86 in Virginia Beach, VA ... Son of Randy and Kathy Buffington ... Turned an unassisted triple play when he was 6 years old ... Enrolled in apparel, housing and resource management.

	W	L	IP	H	R	ER	ERA	BB	SO	G	S	CG	SHO	SV
2005	0	3	19.2	29	24	19	8.69	25	15	16	1	0	0	3
2006	1	1	29.0	25	29	27	8.38	33	26	23	2	0	0	1
Career	1	4	48.2	54	53	46	8.51	58	41	39	3	0	0	4



2

Steve Bumbry

*OF, 5-10, 180, L/L
Freshman
Cockeysville, Md.*

A talented freshman who could see significant playing time early on ... Worked in center and left field during the fall and performed well ... A natural outfielder who gets good jumps ... Is expected to open the season as the starter in left field, but is equally comfortable in center ... Rates as a good left-handed hitter with bat speed ... Has the potential to hit some home runs ... A good addition to the Hokies' lineup.

Continued on following page

Bumbry *Continued*

High School: A three-time All-Metro outfielder for Coach Carl Allender at Dulaney High ... Lettered four years as a varsity player ... Was named the Baltimore County Player of the Year following his senior season ... Was a member of Team Maryland as a junior and senior ... Named team MVP after batting .500, driving in 37 runs and scoring 36 as a senior ... Contributed a county-leading eight home runs, along with six doubles, two triples and 22 stolen bases ... Had a pair of two-home run games and hit for the cycle once ... Stole five bases in a game ... Participated in the Brooks Robinson Senior All-Star Game ... Also picked up team MVP honors his junior year when he hit .434, with 39 RBIs, 33 runs scored, seven homers, 12 doubles and 32 stolen bases ... Carried a .468 batting average as a sophomore ... Knocked in 16 runs and scored 20 ... Added 10 doubles and 32 steals ... Named to the Baltimore County All-Academic team his senior year ... Lettered one season as a WR/CB in football.

Personal: Steven Andrew Bumbry ... Born 4/4/88 in Baltimore, MD ... Son of Carol Clements and Al Bumbry ... His father, Al, played 14 seasons as a center fielder for the Baltimore Orioles ... Enrolled in business.



16
Josh Canova

P, 6-0, 198, L/L
2VL, Senior
Vienna, Va.

A lefty who can provide some depth out of the bullpen ... Picked up valuable experience while working in 12 games last season ... Made the team as a walk-on in 2004 and played sparingly that season ... Lost weight over the fall and has benefited from the team's conditioning program ... Can be a plus in relief if he dedicates himself during the preseason.

2005-06: Made 12 appearances in relief ... Pitched a total of 21.1 innings ... Had two appearances at Miami ... Worked just 1.1 innings against the Hurricanes allowing five runs ... Pitched two-thirds of an inning in game three against Boston College ... Retired both batters he faced ... Contributed an inning in the first Wake Forest game, giving up three unearned runs ... Picked up a win with five outstanding innings of relief in game one against Georgia Tech ... Allowed two runs on three hits and struck out three batters ... Gave team six innings of solid relief in first UNC game, only to end up with a loss ... Pitched just one-third of an inning in game two against Duke ... Worked 4.1 innings at Clemson and saw brief action in game one against NC State and game three at Virginia.

2004-05: Made the team during fall tryouts after just missing the cut during 2003 tryouts ... Was used in middle relief ... Made five appearances, all in relief ... Worked a total of 10 innings and did not have a decision ... Pitched 1.1 innings against North Carolina ... Gave up three hits and five runs ... Posted one strikeout and walked three men ... Pitched a scoreless inning against Miami ... Saw brief action against Marshall and Clemson ... Gave up just two earned runs in 6.1 innings at Georgia Tech ... Posted five strikeouts in that outing.

High School: Pitched on the 2002 State Championship team at James Madison High under Coach Mark Gjormand ... Registered a 6-0 mark on the mound as a junior ... Was 12-2 his senior season with a 0.96 earned run average ... His 12 wins tied a school record ... Named to all-district and all-region teams his senior season ... Ended his high school career with a 0.28 ERA, the lowest in school history ... Threw a two-hit shutout in the first round of the state playoffs in 2003 ... Also lettered three years in football.

Personal: Joshua Ryan Canova ... Born 10/16/84 in Daytona Beach, FL ... Son of Jay and Jo Canova ... Enrolled in apparel, housing and resource management.

	W-	L	IP	H	R-	ER	ERA	BB	SO	G	S	CG	SHO	SV
2005	0-	0	10.0	15	12-	10	9.00	9	6	5	0	0	0	0
2006	1-	1	21.1	29	33-	27	11.39	16	6	12	0	0	0	0
Career	1-	1	31.1	44	45-	37	10.63	25	12	17	0	0	0	0



14
Nate Clark

INF, 5-8, 178, R/R
1VL, Sophomore
Gate City, Va.

A utility infielder who has proven he's good enough to play second base, shortstop or third base ... Possesses good defensive skills, including a solid arm ... Showed some life in his bat during the fall ... Has a good eye at the plate and puts the ball in play ... Is playing behind a veteran group of infielders for the second-straight season ... A solid baseball player who works hard and has the confidence of the coaches.

2005-06: Played in 14 games ... Picked up a pinch-hit single to the opposite field in his first collegiate at bat against Campbell ... Remained in the game at second base ... Saw some action during Tech's loss at Liberty ... Was used as a pinch hitter in the first Miami game but did not reach base ... Saw playing time at JMU, going 0-for-2 at the plate ... Scored as a pinch runner in game three against Boston College ... Had a plate appearance in both the third game at Wake Forest and at Radford, but did not get a hit ... Saw some action at second base in game two against Georgia Tech ... Drew a walk and scored a run in that game ... Worked at second during late innings of game two with Duke ... Saw playing time at second base in game one against NC State and made a plate appearance at home against Charlotte.

High School: Played shortstop for Coach Shannon Carter at Gate City ... A four-year letterman who helped his team to three regional championships ... Named the state Group A player of the year after batting .569 with 47 runs scored and 30 stolen bases his senior year ... Had a .697 on-base percentage ... Picked the *Kingsport Times* Southwest Virginia Player of the Year in 2003 and 2005 ... Selected the *Bristol Herald Courier* Southwest Virginia Player of the Year in 2005 ... A two-time, first-team all-state selection ... Hit over .500 as a sophomore and .398 his junior year ... Helped team to a 65-14 record during his final three seasons.

Personal: Nathan Scott Clark ... Born 9/21/86 in Johnson City, TN ... Son of Michael and Donna Clark ... Enrolled in university studies.

	G	AB	R	H	RBI	BAvg	BB	SO	2b	3b	HR	TB	SB	SBA
2006	14	14	2	1	0	.071	1	5	0	0	0	1	0-	0



15
David Cross

P, 6-3, 182, R/R
1VL, Senior
Scottsdale, Ariz.

A right-hander with a lively fastball and good breaking pitches ... Throws strikes, just needs to be more consistent ... Will play an expanded role this season ... Had some ups and downs in 2006, but has all the pitches to be successful ... Will be a top contender for a spot in the weekend rotation ... Has plenty of experience after starting a team-high 14 games and pitching 79.1 innings in 2006 ... Came to Tech from Glendale (Ariz.) Community College in 2005 ... Became interested in the Hokies while pitching for the Martinsville (Va.) Mustangs of the Coastal Plains League, where he was teammates with former Tech pitcher Nicky Bowers ... Will be one of the keys to Tech's success.

2005-06: Started all 14 games in which he appeared ... Compiled a 3-8 record and 6.01 earned run average over 79.1 innings ... Started Tech's season opener at Campbell ... Pitched five innings but did not get a

decision ... Allowed two runs (one earned) on five hits ... Struck out four batters and walked four ... Also pitched five innings in a loss to UNCW ... Gave up seven hits, four runs (three earned) and struck out five ... Picked up his first win with seven innings against Towson ... Scattered five hits and allowed three runs (one earned) ... Struck out eight and walked five ... Pitched 6.1 innings in a loss to Miami ... Allowed eight hits and six runs (five earned) ... Worked 6.1 innings in loss to FSU ... Gave up seven runs (six earned) on eight hits ... Walked five batters and struck out four ... Pitched five innings allowing five hits and four runs in a no-decision against BC ... Lasted just 2.1 innings at Wake Forest and picked up a loss ... Got his second win with five innings at Radford ... Lost game three against Georgia Tech, giving up four runs (three earned) in six innings ... Posted five strikeouts in that game ... Pitched well at UNC with 7.1 innings ... Allowed just three runs but took the loss when Hokies scored just once ... Went a season-high 7.2 innings in win against Duke ... Allowed just three runs and struck out seven ... Went six innings in loss at Clemson ... Worked 6.2 innings in game two against NC State, but did not get a decision ... Held the 'Pack to four runs ... Took the loss in game two at Virginia.

Junior College: Played one year at Hutchinson (Kan.) Junior College before enrolling at Glendale ... Pitched 81.1 innings for Coach Dave Grant ... Compiled a 3-5 record and 3.43 earned run average ... Struck out 81 batters and walked 33.

High School: Played for Coach Jerry Dawson at Chaparral ... Lettered two seasons as a pitcher ... Helped the team to the Arizona Class 4A Championship as a senior in 2003 ... Team was 32-3 ... Compiled a 5-0 record and 2.04 earned run average ... Worked 37 innings with 30 strikeouts and 13 walks ... Named second-team all-city and all-region ... Was 2-1 on the mound his junior year, pitching a total of 27 innings.

Personal: David John Cross ... Born 8/29/84 in Springfield, IL ... Son of John and Paula Cross ... Enrolled in history.

	W-	L	IP	H	R-	ER	ERA	BB	SO	G	S	CG	SHO	SV
2006	3-	8	79.1	104	61-	53	6.01	40	51	14	14	0	0	0



25

Jose Cueto

OF, 6-1, 196, R/R
2VL, Junior
Miami, Fla.

An experienced outfielder ... Did everything the new coaches asked him to do during the fall ... Bought into their philosophy and did a great job ... Swung the bat well and improved his defensive play ... Made a spectacular diving catch to save a win for his team in one of the Hokies' intrasquad World Series games during the fall ... Also improved his flexibility and work habits ... Cut down on his strikeouts tremendously after leading the team in that category last spring ... Has a chance to produce some good power numbers in the spring if he continues good discipline at the plate ... Led the team in home runs last year with six and tied for the lead in doubles with 14 ... Is slated to start in right field for the third-straight season.

2005-06: Started 50 games in right field ... Batted .265 with 14 doubles, two triples and six home runs ... Drove in 29 runs and scored 31 ... Scored two runs in the second game at Campbell ... Hit his first homer of the season against Wilmington ... Posted a key two-run homer in win against East Carolina ... Was 3-for-3 against Charlotte with two doubles ... Homered twice and drove in four runs in final Towson game ... Had a pair of hits in Tech's opening game at Miami ... Contributed two hits, including a double, during loss at JMU ... Picked up just two hits in three-game series with FSU ... Posted two hits in opener against Boston College, including his fifth homer of the year ... Struggled through a 6-for-37 stretch (.162) ... Then went 11-for-29 (.379) over the next eight games ... Tripled and drove in five runs at Radford ... Had three RBIs and two

runs scored in first Georgia Tech game ... Shook off a 1-for-16 slide with a 2-for-3 game against Duke that included three runs scored, two walks, an RBI and a double ... Was 1-for-9 at Clemson ... Then went 8-for-18 (.444) with five RBIs, two doubles, a triple and a home run in a five-game stretch against VCU, Liberty, Campbell and NC State.

2004-05: Got off to a fast start, hitting safely in 15 of his first 17 games ... Registered multiple hits in six of his first nine collegiate games ... Played in 48 games, starting 43 in right field and two as the DH ... Doubled against Villanova in his first collegiate at bat ... Singled and scored in the 10th inning of Tech's 7-5 win at High Point ... Drove in Tech's first-ever run in ACC competition with a sixth-inning single at Maryland ... Had seven hits and seven RBIs during the three-game series ... Went 3-for-5 in the final game with two home runs, a double, five RBIs, four runs scored and a stolen base ... Went 3-for-4 with an RBI, a run and a stolen base at Radford ... Was 2-for-4 with an RBI and a run scored vs. UVA ... Had a two-run triple in JMU game ... Missed some time after hitting a wall at NCSU while attempting a diving catch ... Belted a three-run homer in final Miami game ... Posted three hits and two RBIs in home game against VCU ... Had a team-leading 17 RBIs in ACC games, but batted just .221 in conference games ... Finished with a .275 overall average ... Was second on the team in home runs (5) and runs batted in (30) ... Had a team-leading four sacrifice flies ... Stole six bases in 10 attempts.

High School: Played for Coach Lou Sanchez at G. Holes Braddock High School ... Hit .315 as a senior and earned the team's smartest base runner award ... Batted .438 in his junior season when he led the team in hitting and stolen bases ... Helped his team to the state championship game that season ... Was named MVP of the 2003 Teravella Tournament ... Also gained All-Dade honorable mention recognition ... A member of the National Honor Society.

Personal: Jose Cueto ... Born 10/24/85 in Jersey City, NJ ... Son of Jose and Anna Cueto ... Enrolled in history.

	G	AB	R	H	RBI	BAvg	BB	SO	2b	3b	HR	TB	SB-	SBA
2005	48	182	29	50	30	.275	13	34	7	1	5	74	6-	10
2006	51	189	31	50	29	.265	28	47	14	2	6	86	3-	7
Career	99	371	60	100	59	.270	41	81	21	3	11	160	9-	17



12

Brandon Fisher

UTL, 5-9, 173, R/R
Freshman
New Castle, Va.

Will use this year to focus on pitching ... Has shown some arm strength and the ability to throw strikes ... Competes on the mound ... Should benefit from the strength and conditioning program ... Will work on developing some secondary pitches.

High School: A four-year varsity performer at Craig County High School for Coach Eddie Helms ... Batted .527 his senior season, belting eight home runs and driving in 20 runs ... Also contributed 27 innings on the mound, compiling a 3-1 record, a 0.77 earned run average and 52 strikeouts ... Was named the Pioneer District Player of the year and earned second-team all-state honors ... Was named All-Timesland by *The Roanoke Times* and gained all-district and all-region recognition ... Picked up second-team all-state honors his junior year after batting .438 and posting a 4-0 mark as a pitcher ... Worked 35.1 innings on the mound with a 1.08 ERA and 56 strikeouts ... Homered eight times ... Was an all-district and all-region performer as a freshman and sophomore ... Contributed four home runs each year, batting .500 with 16 runs batted in as a freshman and .400 with 13 RBIs his sophomore season ... Helped his school to district tournament titles in each of his first three years.

Personal: Brandon Lee Fisher ... Born 8/6/87 ... Son of Aimee Reese and Dallas Fisher, Jr. ... Enrolled in university studies.



11

Matt Foley

*C, 5-9, 180, R/R
3VL, Senior
Lansdowne, Va.*

Has a chance to have a great year ... Enters his senior season in the best shape of his collegiate career ... Will be looked to for senior leadership behind the plate ... Missed the second half of fall practice following wrist surgery ... Hokies need him to stay healthy ... Is a good receiver who can throw out base runners ... Should be better at blocking balls after losing weight ... Hasn't hit for a high average, but makes contact ... Struck out just 12 times last season and has just 47 strikeouts for his Tech career in 483 at bats ... Has started 72 games behind the plate during his time at Tech ... Was one of only two players to see action in every game in 2005 ... Picked up spots at four different positions as a freshman in 2004 ... Only caught two games that season, while working behind two veteran catchers ... Also saw starting time in left field, right field and as a designated hitter that season to get his bat in the lineup ... His leadership and ability to handle the pitching staff will be important to the Hokies' success.

2005-06: Started behind the plate in 29 games and at DH in seven ... Went 3-for-5 at the plate with three runs scored and one run batted in at Campbell in game two ... Was 1-for-3 in the first Towson game with a run scored ... Was 1-for-2 in last Miami game ... Went 2-for-3 with a run batted in during win over No. 1 FSU ... Walked three times and drove in two runs in game one against Boston College ... Had two hits and two RBIs in win over Richmond ... Was 1-for-1 with two sacrifice bunts and one sacrifice fly against VMI ... Was 4-for-5 at the plate with two walks during UNC series ... Scored on a double steal in game three ... Drove in two runs in win over Marshall ... Had two hits and scored a run in game two at Clemson ... Tripled and scored in game three ... Went 4-for-4 with a home run in win over Liberty ... Picked up an RBI in game two against NC State, but also suffered a wrist injury, which caused him to miss the final four games of the season.

2004-05: Started 48 games, 41 behind the plate and seven as the designated hitter ... Batted .261 for the season with 26 runs batted in ... Contributed nine doubles and a pair of triples, but did not have a home run ... Got off to a fast start with a .364 batting average after six games ... Contributed two hits, a run and a run batted in against Navy ... Was 3-for-5 with two runs and two RBIs in 10-inning win at High Point ... Went 5-for-8 during first two games at FSU ... Drove in three runs with two hits and a sacrifice fly at VCU... Picked up his first career triple in win against Marshall and added another versus Richmond ... Was 3-for-3 with four runs scored against UR ... Drove in the winning run in the final game against WFU with a squeeze bunt in the ninth inning.

2003-04: Played in 51 games, starting all but one ... Got 29 starts in left field, 16 at designated hitter, four in right field and two behind the plate ... Hit safely in nine of his first 10 games ... Kept his average above .300 until his final 12 games before finishing with a .276 season average ... Drove in 25 runs and scored 26 ... Collected seven doubles and a pair of home runs, including a walk-off against Towson ... Went 4-for-4 in a win at West Virginia with five runs batted in and two runs scored ... Helped Tech defeat No. 6 Notre Dame by driving in three runs with three hits, including a double and homer ... Also turned in a three-hit game at Pittsburgh ... Knocked in three runs with three hits during a two-game sweep of Connecticut ... Struck out just 13 times in 185 at bats.

High School: A two-time first-team pick on *The Washington Post's* All-Metro Team ... Was named the *Post's* Player of the Year as a senior ... A four-year varsity starter behind the plate for Coach Mark Gjormand at James Madison High ... Posted a career batting average of .485 and struck out just 10 times in 350 career at bats ... Hit .498 and set school season records for home runs (7) and walks (21) ... Drove in 34 runs ... Named

district and region player of the year ... Earned first-team all-state honors ... Set a school record with a .540 batting average his junior season and added season records for doubles (11) and RBIs (38) ... Helped team to a 29-0 record and a state title ... Led the district in hitting three straight seasons, earning first team all-district honors each year ... Lettered two years as a quarterback and punter on the football team.

Personal: Matthew P. Foley ... Born 10/2/84 in Fairfax, VA ... Son of Paul and Jill Foley ... Enrolled in apparel, housing and resource management.

	G	AB	R	H	RBI	BAvg	BB	SO	2b	3b	HR	TB	SB	SBA
2004	52	185	26	51	25	.276	14	13	7	0	2	64	2	2
2005	51	180	27	47	26	.261	17	22	9	2	0	60	0	2
2006	41	118	15	31	16	.263	21	12	4	1	1	40	1	1
Career	144	483	68	129	67	.267	52	47	20	3	3	164	3	5



29

Brett Fox

*P, 6-1, 175, L/L
Sophomore
North Potomac, Md.*

A left-handed pitcher with some ability ... Joined the team as a walk-on in the fall ... Saved a game during the team's intrasquad World Series ... Has good movement and a good breaking ball ... Throws strikes ... Could be used as a situational pitcher against left-handed hitters, but his progress during the preseason will determine his role.

High School: Lettered two seasons as a pitcher/first baseman for Coach Jason Gasaway at Quince Orchard High ... Was the winning pitcher in both the Maryland 4A State semifinal game and the State final game as a senior in 2005, helping his school to their first-ever state title ... Pitched a two-hit shutout in the semifinals against defending state champ Bowie ... Hurlled five innings of four-hit relief four days later as Quince rallied from a 7-0 deficit to win 10-9 ... Compiled an 8-1 overall mark on the mound for the season with a 1.41 earned run average ... Posted three shutouts and four complete games ... Struck out 48 batters and walked 13 in 49.2 innings ... Also contributed a .389 average at the plate and had an on-base percentage of .477 ... Was 1-0 on the mound as a junior after playing on the jayvee team his freshman and sophomore seasons ... Helped his team to a combined 39-4 record during his junior and senior years ... Played on the 2004 Maryland American Legion state championship team in 2004.

Personal: Brett Alexander Fox ... Born 1/27/87 in Washington DC ... Son of Tim and Mindy Fox ... Enrolled in chemistry.



31

Evan Frederickson

*P, 6-5, 219, L/L
1VL, Sophomore
Oak Hill, Va.*

A talented young southpaw with outstanding potential ... The ball jumps out of his hand ... Pitches with excellent velocity and movement ... Has a plus slider ... Lacked a consistent command of his pitches as a freshman, but has concentrated his efforts on improving in that area ... Gained some valuable experience during both the season and the summer in 2006 ... Missed some valuable time during the fall with a sore shoulder, but was able to get in some bullpen and side sessions once he was cleared ... Has what it takes to earn a weekend spot in rotation if he shows control

of his pitches during the preseason ...Tech's coaches are expecting big things from him.

2005-06: Pitched in 12 games, six as a starter ... Saw brief action in the opening game against Campbell ... Pitched 0.1 inning in relief ... Walked a batter, but did not give up a run or a hit ... Made his first collegiate start at Liberty ... Gave up four hits and four runs in three innings, taking the loss ... Walked five batters and struck out one ... Worked an inning against Miami, allowing one run on one hit and striking out two batters ... Also fanned two in 1.1 innings in game one against FSU ... Allowed a run in a second appearance against the 'Noles ... Started home game against Richmond ... Gave up six hits and five runs (three earned) in three innings, but did not figure in the decision ... Pitched two scoreless innings in second Wake Forest game, striking out three batters ... Made his first ACC start in second Georgia Tech game ... Pitched 3.2 innings in a loss ... Was pulled after 1.1 innings in start at UNC after walking five batters ... Gave up just three hits in five innings during start at Clemson, but walked six and took his third loss ... Pitched two scoreless innings against Charlotte ... Finished the season 0-3 with a 7.94 earned run average.

High School: Lettered four seasons as a pitcher for Coach Scott Rowland at Oakton ... Helped team to a 72-22 record and two district titles during his varsity career ... Posted a 6-1 record and 1.11 earned run average as a senior ... Struck out 103 batters in 57 innings, while walking 29 ... Earned first-team all-district and all-region honors ... Compiled a 2.89 ERA as a junior and a 1.30 mark his sophomore year when he was 8-0 ... Registered four career no-hitters, including an 18-strikeout gem against Herndon in the 2005 Concorde District championship game.

Personal: Evan Scott Frederickson ... Born 9/23/86 in Santa Monica, CA ... Son of Tony and Nancy Frederickson ... Enrolled in general engineering.

	W	L	IP	H	R	ER	ERA	BB	SO	G	S	CG	SHO	SV
2006	0	3	22.2	21	22	20	7.94	33	21	12	6	0	0	0



23

Greg Fryman

*P, 6-5, 204, R/R
3VL, Senior
Gibsonia, Pa.*

A veteran player who throws strikes ... Is Tech's most experienced pitcher in ACC competition ... Had the second most starts (11) and third-highest innings pitched (68.1) last season ... Was one of the biggest surprises for the Hokies in 2005 when he broke into the starting rotation ... Pitched into the seventh inning during three of his first four collegiate starts ... Competes on the mound ... Has some velocity to go with a good changeup ... Will be counted on to provide consistent and competitive outings each week.

2005-06: Saw action in 17 games, including 11 as a starter ... Was 3-7 with a 6.85 ERA ... Worked five innings of scoreless relief to pick up a win in game two at Campbell ... Allowed just three hits ... Had 4.2 innings of scoreless relief against West Virginia with five strikeouts ... Made his first start in game three against Towson ... Wasn't sharp, but picked up a win ... Went five innings, allowing five runs on eight hits ... Started at JMU and took his first loss, giving up 10 runs (six earned) in four innings ... Picked up a loss in game three against FSU despite allowing just four runs in seven innings ... Pitched a career-high 8.1 innings against BC but did not get a decision ... Struck out nine and allowed four runs (two earned) on five hits ... Gave up a career-high 12 hits in opening game loss at Wake Forest ... Pitched three shutout innings of relief in final game against GT ... Won in relief against ASU ... Started and went 6.2 innings in loss at UNC ... Lasted just 1.2 innings in starts against both Duke and Clemson, picking up a pair of losses ... Pitched six innings against Campbell but did not figure in the decision ... Allowed three runs in a relief stint against Charlotte ... Started and lost game three at Virginia.

2004-05: Appeared in a total of 14 games, including eight starts ... Compiled a 3-2 record and 6.71 ERA ... Made his first five appearances out of the bullpen ... Worked a total of 56.1 innings ... Hurlled four shutout innings of relief at George Mason ... Gave up three hits and four runs in a one-inning stint against UNC ... Picked up his first win with four innings of relief against JMU ... Allowed three runs in 6.2 innings at N.C. State in his first collegiate start ... Suffered a loss to Miami before picking up a win and a career-high seven strikeouts vs. Liberty ... Worked 7.1 innings allowing one run in a no-decision against ETSU ... Lasted just 0.2 innings in a no-decision at Duke, then came back with 5.1 innings for win over Clemson ... Held Wake to two earned runs in seven innings but did not get a decision.

2003-04: Made the team as a walk-on and saw action in nine games, all in relief ... Pitched 11 innings on the way to an 0-1 record ... Finished with a 10.64 earned run average after giving up 10 of his 13 runs in two outings ... Carried a 3.24 ERA in his other seven appearances ... His only decision was a loss against Duquesne.

High School: Lettered three seasons as a pitcher/first baseman for Coach Bill Stoops at Deer Lakes High ... Posted a 6-2 record on the mound his senior season ... Struck out 60 batters and walked just 13 during 53 innings of work ... Carried a .345 batting average ... Earned first-team all-section honors ... Earned extra effort award from KDKA and was a first-team pitcher on the *Valley News Dispatch* all-star team ... Lettered three years as a forward on the basketball team ... A member of the National Honor Society.

Personal: Gregory Michael Fryman ... Born 9/8/84 in Pittsburgh, PA ... Son of Bob and Linda Fryman ... Enrolled in industrial and systems engineering.

	W	L	IP	H	R	ER	ERA	BB	SO	G	S	CG	SHO	SV
2004	0	1	11.0	14	13	13	10.64	8	7	9	0	0	0	0
2005	3	2	56.1	79	45	42	6.71	16	30	14	8	0	0	0
2006	3	7	68.1	96	62	52	6.85	24	34	17	11	0	0	0
Career	6	10	135.2	189	120	107	7.10	48	71	40	19	0	0	0



5

Matt Hacker

*INF, 5-10, 175, R/R
2VL, Junior
Richmond, Va.*

Entering his third season as Tech's starting second baseman ... Gives the Hokies great leadership, consistency and experience up the middle defensively ... Fielded .950 as a freshman and .960 last season ... A good player with an excellent work ethic ... Led the team in hits in 2006 with 64 and was second in batting average at .296, but possesses the tools to be a better offensive player than he's been in the past ... Needs to cut down on his strikeouts in order to reach his full potential ... Coaches believe he will do that ... Can hit the ball in the gaps ... Will be more active on the bases in 2007 ... Showed his versatility by starting at three different positions during Tech's first nine games of the 2005 season ... Had a 15-game hitting streak in ACC games ... Ended up hitting safely in 23 of the 25 games he played against ACC opponents that season ... Picked up at least one hit in 21 of 29 league games in 2006 and finished the season on a 13-game hitting streak.

2005-06: Saw starting time at both second base and shortstop ... Batted .296 with 31 runs driven in and 44 runs scored ... Carried a .960 fielding mark for the season ... Hit a solo home run in the season-opening game at Campbell ... Had a hit and two runs scored in the second game ... Was 3-for-5 with a double and triple in first Towson game ... Picked up another triple in game three with the Tigers ... Posted three hits and scored two runs in win at Richmond ... Doubled, drove in a run and scored a run in second Miami game ... Had two hits, two runs scored and a RBI in home loss to JMU ... Had a big series against No. 1 FSU, going 8-for-12 (.667) with five RBIs ... Had three hits in final game against BC ... Picked up just

Continued on following page

Hacker *Continued*

one hit in the WFU series ... Bounced back with three hits and four RBIs at Radford ... Drove in three runs in win against Georgia Tech ... Hit a home run in game two versus GT ... Scored two runs and drove in one against Marshall ... Had two hits and two RBIs in win over Duke ... Had two hits and a stolen base in game three at Clemson ... Hit a two-run homer and drove in three runs during loss to Campbell ... Drove in a run and scored a run in win over NC State ... Was 3-for-4 with two runs scored in home loss to Charlotte ... Went 5-for-12 during season ending three-game series at Virginia.

2004-05: Started the second game against High Point at shortstop and had eight assists, one shy of the school record for the position ... Had his first two-hit game in the second FSU outing ... Hit his first collegiate home run in the second game against N.C. State ... Had three hits and drove in four runs at VCU ... Had a nine-game hitting streak ended at Richmond ... Was 4-for-4 in a home win against VCU ... Posted a triple, home run and three RBIs in win over Radford ... Had five hits and three RBIs in series at Duke ... Drove in two runs in win over Clemson ... Had two hits, two runs and two RBIs in back-to-back games against William & Mary and Wake Forest ... Posted a three-hit game with a triple in the second game with WFU ... Had 11 hits in his last 31 at bats (.355) ... Finished the season batting .297 overall and .326 in ACC games ... Played in 46 games, with 35 starts at second, five starts at third and two starts at shortstop ... Posted nine doubles, two triples and a pair of home runs ... Drove in 22 runs and scored 30 ... His 20 strikeouts were the fewest among starters ... So were his nine walks ... Was successful on six of seven steal attempts ... Finished with a .950 overall fielding average.

High School: A four-year letterman at shortstop for Coach Will Hicks at John Randolph Tucker High School ... Baseball captain his junior and senior year ... Hit .544 his senior season and posted a .660 on-base percentage ... Drove in 20 runs and stole seven bases ... Won the 2004 VIAAA (Athletic Director's) Central Leadership Award and was named the team MVP ... As a junior carried a .545 batting average and scored 18 runs ... Contributed 12 RBIs and 10 steals ... Also named to the *Richmond Times Dispatch* All-Metro team twice ... Hit .363 his sophomore season with eight doubles, 21 runs scored and nine steals ... Helped his team to a regional title and a spot in the state championship game in 2002 ... A three-year letterman in football ... Volunteered in the special education department all four years at Tucker ... Won the 2004 Tucker High School Faculty Award.

Personal: Matthew Blake Hacker ... Born 1/5/86 in Temple, TX ... Son of Jim and Pam Hacker ... His dad was an All-American third baseman at Texas A&M University and went on to play in the Atlanta Braves organization ... Enrolled in sociology.

	G	AB	R	H	RBI	BAvg	BB	SO	2b	3b	HR	TB	SB-SBA
2005	46	172	30	51	22	.297	9	20	9	2	2	70	6- 7
2006	53	216	44	64	31	.296	15	35	14	2	3	91	4- 6
Career	99	388	74	115	53	.296	24	55	23	4	5	161	10- 13



13

Casey Herald

P, 5-10, 176, L/L
2VL, Junior
Tazewell, Va.

A lefty who will add depth to the Hokies' bullpen ... Pitched in 13 games as a freshman, but saw only limited action in 2006 ... Has a very good changeup ... His performance during preseason workouts will determine his status for 2007.

2005-06: Got his first playing time at Liberty ... Pitched two innings in relief ... Allowed seven runs (five earned) on five hits ... Pitched the final inning at JMU allowing a hit but no runs ... Appeared in game two against Georgia Tech, but just pitched one-third of an inning.

2004-05: Worked 24 innings, compiling an 0-1 record in 13

appearances, including four starts ... Posted a 6.38 earned run average ... Pitched one-third inning against Campbell ... Faced two batters, walking one ... Pitched four innings in his first collegiate start at GMU ... Gave up three hits and two runs, only one of which was earned ... Struck out three batters and walked three ... Coaxed two double plays ... Pitched 4.1 innings in a start at Radford ... Did not get a decision ... Saw brief action out of the pen during first two N.C. State games ... Pitched four innings of relief in loss to VMI, allowing three runs ... Pitched five innings in a start against Campbell, allowing one earned run and striking out four ... Appeared twice against Clemson pitching two scoreless innings ... Also worked 1.2 innings during opening game at Georgia Tech.

High School: Struck out 339 batters in his four seasons at Tazewell High ... Was a four-year starter for Coach Lou Peery ... Posted a career earned run average of 0.95 and threw 19 complete games ... Turned in 16 games of 10 strikeouts or more during his career and had three games where he fanned 20 or more batters ... Hurlled a no-hitter in which he struck out 14 of 16 batters he faced ... Named a second-team preseason All-American prior to his senior year ... Posted an 8-2 record on the mound as a senior with two saves, a 0.91 ERA and 129 strikeouts ... Contributed a .400 batting average and three home runs at the plate ... Also hit three homers as a junior when he batted .460 ... Finished with a 6-2 record, 0.43 ERA and a school record 152 strikeouts that season ... Was a first-team all-state pitcher both years, as well as Southwest District Player of the Year ... Also earned first-team all-state honors as an outfielder his senior season ... Became the first player in school history to be named first-team all-state two times ... Played in the state coaches' all-star game ... Was honored all four years for his academics and earned a Virginia High School League Achievement Award ... A member of the National Honor Society.

Personal: Casey Lindsey Herald ... Born 07/25/85 in Bluefield, WV ... Son of Donald and Dianna Herald ... Is studying international studies.

	W	L	IP	H	R	ER	ERA	BB	SO	G	S	CG	SHO	SV
2005	0- 1	24.0	37	19-	17	6.38	19	14	13	4	0	0	0	0
2006	0- 0	3.1	6	9-	7	18.90	5	1	3	0	0	0	0	0
Career	0- 1	27.1	43	28-	24	7.90	24	15	16	4	0	0	0	0



34

Brandon Lower

INF, 6-1, 172, R/R
Freshman
Roanoke, Va.

A promising freshman who will sit out the 2007 season after undergoing hip surgery in January ... Came to Tech with a nagging injury ... Still managed to piece together a productive fall ... Worked at third base ... Played sound defense and showed power potential at the plate ... Exhibited the work ethic, toughness and ability the staff is looking for in the program ... Will be fully recovered and ready for the 2008 season ... Tech's coaches believe he will be a good player, both offensively and defensively.

High School: Lettered four years at Hidden Valley High as an infielder for coaches Jason Taylor and Scott Anthony ... Was named *The Roanoke Times* Timesland Player of the Year as a senior after batting .407 with five home runs, 26 runs batted in and 19 runs scored ... Carried a slugging percentage of .814 ... Was a three-time first-team all-district and all-region pick ... Also earned honorable mention all-state honors as a senior and played in the Virginia High School All-Star game ... Hit .470 as a junior, driving in 17 runs ... Had 12 doubles and two homers that season and was selected for the Commonwealth Games ... Batted .464 as a sophomore and .327 his freshman year ... Contributed a combined 37 RBIs during those two seasons ... Finished with a .414 career batting average and 82 career runs batted in ... Was a four-time pick as team MVP ... Holds school records for hits, home runs and RBIs ... Was a shooting guard on the basketball team in 2005.

Personal: Brandon Bachman Lower ... Born 3/30/88 in Roanoke, VA ... Son of Roy and Susan Lower ... Enrolled in business.



32

Billy Marn

OF, 6-2, 213, R/R
2VL, Senior
Yorktown, Va.

A regular for the Hokies the past two seasons who will need to be more consistent offensively to play his way into the lineup in 2007 ... Could figure in at left field or DH if he makes adjustments at the plate ... Has experience at both spots with 47 starts in left field and 33 as the designated hitter ... Batted .307 and led the team in home runs with six in 2005 ... Saw his numbers drop to .257 and two as a junior last year ... Was transferred to Tech from Old Dominion following the 2004 season ... Has the ability to help the Hokies if he plays up to his capabilities.

2005-06: Played in a total of 42 games ... Started 11 games at DH, 26 in left field and three in right ... Batted .257 with six doubles, two triples and two home runs ... Drove in 24 runs ... His only hit at Campbell was an RBI-triple in game two ... Was hit by a pitch in the bottom of the 10th inning to force in the winning run during game two against Towson ... Finished with three RBIs in that contest ... Hit two sacrifice flies in win at Richmond ... Picked up a home run and a triple in the second game at Miami ... Drove in a run and scored two ... Doubled and scored twice in home game with JMU ... Saw limited action against FSU ... Suffered through a 3-for-28 (.107) slump before picking up six hits in his next 11 at bats (.545) ... Drove in two runs in win over Georgia Tech ... Slammed against the outfield wall in the first inning of game two and did not return to action until first UNC game ... Saw some action in right field against Marshall and started there against Longwood ... Went 6-for-13 (.461) during the Duke series with four RBIs, two runs scored, two doubles and one home run ... Had a hit and two runs scored in first NC State game ... Picked up two hits and two RBIs against Charlotte ... Contributed three hits and three RBIs during season-ending series at Virginia ... Hit safely in 12 of the team's last 14 games.

2004-05: Saw action in 45 games ... Had 14 starts in left field and seven in right before finishing out the season as the starting DH ... Finished third on the team in runs batted in (29) and tied for third in hits with 51 ... Batted .307, with six doubles, two triples and six homers ... Was 2-for-3 with an RBI against Navy in his first start ... Also had two hits in the first game at High Point ... Drove in two runs in the second game at HPU ... Collected five hits during the three-game series at Maryland, including his first home run during game three ... Started at DH against UNC and had a six-game hitting streak snapped ... Had three two-run homers during a span of just six at bats ... Was 3-for-5 vs. JMU with four RBIs, two home runs and a double ... Went 4-for-5 with two doubles, four RBIs and three runs vs. VCU ... Had a triple and three runs scored against Liberty ... Missed some time with an ankle injury ... Was 6-for-10 with five RBIs, two homers and a triple in first two games at Duke ... Posted two hits and two RBIs in win over Clemson ... Batting .382 (13-34) with eight RBIs over an eight-game stretch in late April ... Picked up four walks during the last two Wake Forest games ... Went 2-for-4 in final game against Maryland in Jacksonville.

Old Dominion: Attended Old Dominion University in 2003-04 ... Played in 11 games during the spring, starting two ... Batted .267 with four hits in 15 at bats ... Named to Dean's List for Fall semester.

High School: A four-year letterman at Tabb High School for Coach Doug Baggett ... Batted .603 with seven home runs and 33 runs batted in during his senior year ... Was named the Virginia State AA Baseball Co-Player of the Year ... Also Region I and Bay Rivers District Player of the Year ... Named *Newport News Daily Press* Peninsula Male Athlete of the Year in 2003 ... Batted .538 as a junior ... Added six homers and 33 RBIs ... Had a 42-game hit streak spanning his last two seasons ... Won the district triple crown twice ... Was also Bay Rivers Player of the Year in basketball

as a senior ... A member of the National Honor Society and a delegate to Boys' State.

Personal: William A. Marn ... Born 10/28/84 in Cleveland, Ohio ... Son of Dale and Marian Marn ... A communication major.

	G	AB	R	H	RBI	BAvg	BB	SO	2b	3b	HR	TB	SB	SBA
2005	45	166	20	51	29	.307	15	24	6	2	6	79	1-	3
2006	42	144	23	37	24	.257	14	24	6	2	2	53	1-	4
Career	87	310	43	88	53	.284	29	48	12	4	8	132	2-	7



8

Sean O'Brien

1B, 6-0, 195, L/L
2VL, r-Junior
Chappaqua, N.Y.

A successful player who the Hokies are counting on for leadership and a productive season ... Was voted one of the team captains by his teammates ... Has a great work ethic ... Combines good strength with improved flexibility and athleticism ... Dropped some weight during the fall and is now one of the faster players on the team ... Has made significant progress on his defensive skills ... Possesses an outstanding eye and command of the hitting zone ... Gets on base and doesn't strike out often ... Produces some power from the left-hand side of the plate ... Will be a big part of the Hokies' lineup ... Is going to see some starting time at first base and in left field ... Returned to action last year after missing the entire 2005 season due to shoulder surgery ... Started 52 games at first ... Led the 2006 team in batting at .317 and drove in 40 runs ... Also topped the squad with 41 walks ... Enjoyed an outstanding freshman season in 2004 when he drove in 45 runs and set a Tech modern-day record for a freshman with a .372 batting average ... Led the team in a number of categories that year, earning first-team All-Big East honors and a spot on the Louisville Slugger Freshman All-America team selected by *Collegiate Baseball* ... Proved to be a tough out, striking out just 16 times in 172 at bats ... Began the season working in the outfield before settling in at first base ... Was drafted by the Montreal Expos in the 45th round of the 2003 Major League Baseball amateur draft.

2005-06: Started 52 games at first base and one as the DH ... Batted .317 with 40 runs batted in ... Walked 41 times and scored 35 runs ... Went 3-for-5 at the plate at Campbell in his first game back ... Drove in a run with a double ... Had two hits in win at East Carolina ... Drove in four runs on three hits in first Towson game ... Picked up his first home run of the season in that game ... Had two hits in game two of the series and three in game three ... Picked up two hits and two walks in first Miami game ... Drove in two runs during loss at JMU and had a homer and five RBIs in loss to Dukes in Blacksburg ... Drove in two runs during a win at VCU ... Picked up a triple in game two against Boston College ... Posted another triple during a three-hit outing at Radford ... Hit a walk-off solo homer with two outs in bottom of the ninth for a win over Appalachian ... Went 5-for-9 in UNC series with four walks and two RBIs ... Walked three times against Marshall ... Drove in four runs and scored four during Duke series ... Batted .417 (5-12) in those three games ... Drove in two runs in game one at Clemson ... Drove in two runs and scored two in home win against VCU ... Collected three hits against Liberty in Blacksburg ... Hit a walk-off homer on a 3-2 count with two outs in the bottom of ninth to give Tech a 7-6 win over NC State ... Collected four hits in the Virginia series, driving in two runs and scoring three.

2004-05: Missed the entire season after undergoing shoulder surgery in March.

2003-04: Played in 50 games, starting 48 ... Picked up 20 starts in right field, 27 at first base and one as the designated hitter ... Got off to a slow start before hitting a stretch where he hit safely in 16 of 18 games ... Drove in three runs and hit his first collegiate homer at UNC Wilmington ... Also homered and drove in three runs against Towson ... Went 4-for-5

Continued on following page

O'Brien *Continued*

with two homers, three RBIs and four runs scored in a win at Richmond ... Knocked in six runs with four hits during a loss at Virginia ... Went 4-for-4 with a triple and three RBIs against UConn ... Led the team in multiple-RBI games with 13 and was second in multiple-hit games with 19 ... Also topped the Hokies in RBIs (45), home runs (6) and on-base percentage (.471) and was second in walks with 31 ... Struck out just 16 times.

High School: Earned four letters as a first baseman/outfielder at Greeley High where he played for coaches Jim Bellantoni and Walter Allen ... Won the Section 1 triple crown his senior year ... Batted .554 with 13 home runs and 48 runs batted in ... Carried a 1.257 slugging average and struck out just four times ... Named all-league and all-section ... Team MVP ... Hit .412 as a junior with four homers and 23 RBIs ... Carried a .441 batting average his sophomore year ... Was team MVP that season after adding eight home runs and 32 runs batted in ... Named all-league both seasons ... Batted .449 for his career with 28 home runs and 118 runs batted in ... Started four years in basketball, scoring over 1,000 points during his career.

Personal: Sean Patrick O'Brien ... Born 12/31/84 in Mt. Kisco, NY ... Son of John and Joan O'Brien ... Enrolled in apparel, housing and resource management.

	G	AB	R	H	RBI	BAvg	BB	SO	2b	3b	HR	TB	SB- SBA
2004	50	172	38	64	45	.372	31	16	9	1	6	93	4- 4
2006	53	199	35	63	40	.317	41	37	9	2	5	91	1- 4
Career	103	371	73	127	85	.342	72	53	18	3	11	184	5- 8



9

Luke Padgett

INF, 6-0, 185, R/R
1VL, Sophomore
Lynchburg, Va.

A talented offensive player who may bounce around position-wise ... Is likely to be in the lineup if he shows the ability to hit with consistency ... Has really quick hands and the potential to hit some home runs for the Hokies ... Should be successful if he buys into the coaching staff's approach at the plate and cuts down on his strikeouts ... Can play first base and third ... Was tried behind the plate for two weeks during the fall but couldn't get comfortable ... Saw the most starts on the team at the DH spot last season ... Tied for the team lead in triples with three ... His progress in preseason practices and his production in early season opportunities will go a long way toward determining his role.

2005-06: Played in 36 games ... Picked up 20 starts as the designated hitter ... Added four starts at third base and one at first ... Batted .283 with 10 doubles and three triples ... Walked as a pinch hitter in his only plate appearance at Campbell ... Got his first start as the DH in the third Towson game ... Contributed an RBI-double in three at bats ... Had a game-winning, two-run single in 12th inning at Richmond ... Started at DH against Liberty ... Used as a pinch hitter twice at Miami, but did not reach base ... Tied the third BC game with a pinch-hit double in the bottom of the ninth ... Started as the DH in home game against Richmond but did not pick up a hit ... Started at third base in the last game at Wake Forest and contributed a double ... Was the starting DH at Radford ... Contributed two hits, including a double, and drove in two runs ... Had two hits and scored two runs in second Georgia Tech game ... Posted a triple and double among his three hits in game three of the series ... Added two hits against Appalachian as the DH ... Had a pair of hits and a RBI against UNC, but struck out five times ... Went 3-for-4 against Marshall with three runs scored and two RBIs ... Tripled and doubled in that game ... Was 3-for-3 with three RBIs in win against Duke ... Doubled in a run in final game at Clemson ... Drove in two runs and scored two in home win against VCU ... Had just three hits over the final seven games of the season.

High School: Lettered four years for Coach Barry Godsey at Rustburg High ... Did a little of everything ... Saw action at third base and shortstop, as well as on the mound and in the outfield ... Was the 2005 Seminole District Player of the Year after leading the league in batting average (.456), home runs (6) and runs batted in (26) ... Earned first-team all-area and all-region ... Named second team Group AA all-state ... Was first-team all-district as an infielder his final two seasons and first team as an outfielder as a sophomore ... Led the team in batting as a freshman with a .429 average ... Finished with a career batting average of .387 ... Belted 17 career homers and 27 doubles, driving in a total of 75 runs.

Personal: Luke Anderson Padgett ... Born 8/8/86 in Lynchburg, VA ... Son of Lewis and Darleene Padgett ... Enrolled in university studies.

	G	AB	R	H	RBI	BAvg	BB	SO	2b	3b	HR	TB	SB- SBA
2006	36	106	16	30	19	.283	7	40	10	3	0	46	0- 0



7

Nate Parks

OF, 5-11, 178, S/R
3VL, Senior
Roanoke, Va.

An experienced player with outstanding speed and good defensive ability ... Does a lot of things that fit into the new coaching staff's philosophy, but must be more consistent at the plate and put the ball in play more to maintain a spot in the lineup ... Had 33 walks and finished third in the ACC with 30 stolen bases in 2006 ... Also struck out 39 times ... The only switch-hitter on the team ... Has started 94 games in center field over the past two seasons.

2005-06: Played in 43 games, all as the starter in center field ... Hit .282 and scored 33 runs ... Stole three bases in the opening game at Campbell ... Was 1-for-3 with two walks and two runs scored ... Went 3-for-5 with three runs scored and two runs batted in during the second game ... Stole another base and collected a triple ... Stole three bases against East Carolina and tied school record with four steals at Charlotte ... Picked up three hits in the final game with Towson ... Had a 12-game hitting streak dating back to last season snapped at Liberty ... Reached base on 11 of 15 appearances at Miami, but scored just one run ... Was 3-for-5 with two doubles, two RBIs and two runs scored in home loss to JMU ... Had three hits and two stolen bases at VCU before suffering an ankle injury ... Missed nine games ... Returned for first Georgia Tech game and got a hit ... Drove in a run, scored a run and stole a base against ASU ... Walked twice and drove in a run in first UNC game ... Walked three times and stole two bases against Marshall ... Had two hits, including a triple, in game two against Duke and homered in game three ... Was 5-for-11 at Clemson with three stolen bases, three runs scored, two RBIs and a triple ... Stole three bases in two games against NC State ... Finished the year with 30 steals in 36 attempts.

2004-05: Started all 51 games in center field ... Batted .257 with six doubles, three triples and a pair of home runs ... Drove in 14 runs and scored 34 ... Tripled against Villanova ... Had two hits, including a double, in the first game at Maryland ... Had a triple and single in game three ... Stole two bases at RU ... Three hits, two RBIs, two SBs vs. JMU ... Scored three runs and drove in two at VCU ... Had three hits in last game with Miami ... Posted a triple and a homer against VMI ... Walked three times and scored three runs against Richmond.

2003-04: Played in 42 games ... Made eight starts in center field ... Was successful on 12 of 13 stolen base attempts ... Finished with a .268 batting average after picking up five hits in his last nine plate appearances ... Went 1-for-1 with two runs scored and a stolen base during a win over Villanova ... Stole two bases in a win against Seton Hall ... Was 3-for-5 with an RBI and a run scored at East Tennessee State ... Turned in a pair of hits during the final game of the season at Notre Dame.

High School: A four-year letterman as an outfielder for Coach Larry

Long at Glenvar High ... Earned all-district, all-region and all-state honors his senior season ... Batted .507 with 18 runs batted in and 33 runs scored ... Stole 30 bases and hit three home runs ... Helped team to state championship game ... Was the *Salem Times-Register* Player of the Year ... Posted a .392 batting average as a junior and batted over .400 his sophomore season ... Also lettered three years in football and one in track.

Personal: Nathan Paul Parks ... Born 3/20/85 in Lakenheth, England ... Son of Terry Parks and Lonnie Sisler ... Enrolled in apparel, housing and resource management.

	G	AB	R	H	RBI	BAvg	BB	SO	2b	3b	HR	TB	SB- SBA
2004	42	41	17	11	3	.268	4	13	1	0	0	12	12- 13
2005	51	179	34	46	14	.257	27	33	6	3	2	64	18- 21
2006	43	163	33	46	13	.282	33	39	4	3	1	59	30- 36
Career	136	383	84	103	30	.269	64	85	11	6	3	135	60- 70



10

Adam Redd

P, 5-11, 163, R/R
3VL, r-Senior
Dumfries, Va.

An unselfish player whose work ethic and competitiveness make him the main guy out of the Hokies' bullpen ... Has already earned the new coaching staff's trust ... Game situations will dictate how he is used, but he will get the ball whenever the team needs somebody to throw strikes ... Will also be given the opportunity to swing the bat this season ... May be used as a pinch hitter or the designated hitter at times ... Got some work as a catcher and second baseman during the fall ... Has been a valuable contributor out of the bullpen the past three seasons ... Dropped his delivery angle to down under during fall 2005 ... Led the team in wins, saves and earned run average last season ... Posted a 5-2 record, two saves and a 3.40 ERA ... Walked just 13 batters in 45 innings ... Pitched well the past three summers in a starting role for the Bethesda Big Train in the Clark Griffith Collegiate Baseball League ... Possesses the pitching mentality the Hokies are looking for.

2005-06: Led the team with 24 appearances, all in relief ... Posted a 5-2 record, two saves and a 3.40 ERA ... Struck out 34 and walked just 13 in 45 innings ... Picked up a win with 1.2 innings of scoreless relief during the season-opening game at Campbell ... Struck out two batters and walked one ... Suffered his first loss as a Hokie against JMU at home, allowing three runs (two earned) in 3.2 innings ... Struck out five in that game ... Earned wins in back-to-back relief appearances against No. 1 FSU and VCU ... Allowed just one run in four innings against the Seminoles ... Collected an RBI-single in 12th inning at VCU to help assure himself the win ... Suffered a loss after pitching 4.2 innings in game two against BC ... Came back to get a win with two scoreless innings against Richmond ... Picked up his first career save against VMI, despite giving up four runs in two innings ... Hurt his pitching hand in practice and required stitches ... Did not pitch against Georgia Tech or ASU ... Pitched 0.2 innings in game two at UNC ... Earned a save against Longwood with two shutout innings ... Appeared twice in Duke series ... Picked up win against NC State with 2.1 innings of relief ... Worked 4.2 innings out of the pen in final game at Virginia ... Allowed three runs.

2004-05: Pitched 25.2 innings over 13 appearances ... Compiled a 1-0 record and 4.56 earned run average ... Opponents hit .275 against him ... Entered in the seventh inning of game two against High Point and pitched 2.1 scoreless innings giving up just one hit ... Pitched three shutout innings in last FSU game, striking out three batters and walking just one ... Gave up late-inning home runs in back-to-back appearances against VCU and ETSU ... Pitched three scoreless innings against VMI and four against Campbell ... Struck out four versus VMI.

2003-04: Appeared in 10 games, including a start at East Tennessee State ... Finished with a 1-0 record and a 4.35 earned run average ... Pitched 20.2 innings ... Six of the 10 earned runs he allowed came in

an outing at Wake Forest ... His longest stint was 6.2 innings of relief against Richmond ... Allowed just three hits and struck out seven batters in that outing ... Worked five innings in his start against ETSU picking up a victory.

2002-03: Came down with mononucleosis in October ... Was redshirted during the spring to allow more time to regain his strength.

High School: Was named the Cardinal District and Northwest Region Player of the Year as a senior when he hit .458 with eight home runs and 33 runs batted in ... Saw action as a pitcher, catcher and shortstop during his varsity career at Hylton High ... Lettered three seasons for Coach John Colantuoni ... Finished his senior season with a 3-2 record, seven saves and a 1.83 earned run average on the mound ... Hit .340 as a junior ... Helped lead his team to district and regional titles.

Personal: Adam Richard Redd ... Born on 5/3/84 in Dallas, Texas ... Son of Roxanne Redd and Thomas Redd ... Enrolled in apparel, housing and resource management.

	W-	L	IP	H	R-	ER	ERA	BB	SO	G	S	CG	SHO	SV
2004	1-	0	20.2	24	19-	10	4.35	9	13	10	1	0	0	0
2005	1-	0	25.2	28	13-	13	4.56	15	19	13	0	0	0	0
2006	5-	2	45.0	46	23-	17	3.40	13	34	24	0	0	0	2
Career	7-	2	91.1	98	55-	40	3.94	37	66	47	1	0	0	2



17

Sean Ryan

OF, 5-8, 164, R/R
1VL, Sophomore
Ashburn, Va.

The Hokies' best defensive outfielder ... Can play any of the three outfield positions ... Is an above-average runner ... Made a lot of strides toward improving offensively during fall practice ... Has the work ethic needed to be successful ... Will play a valuable role.

2005-06: Played in 29 games ... Picked up four starts in center field and four in left field ... Batted .235 and scored nine runs in limited duty ... Walked in a pinch-hitting appearance during game two at Campbell ... Played briefly at Liberty ... Got a pinch-hitting opportunity in game two at Miami, but did not reach base ... Walked in a plate appearance at JMU and saw some action in left field ... Used as a pinch runner in second game with the Dukes ... Came in for injured center fielder Nate Parks at VCU and made a crucial catch in the final inning ... Started in center during game two against BC ... Picked up his first hit, a bunt single ... Scored as a pinch-runner in the Richmond game ... Singled and scored a run in final Wake Forest game ... Started in center field at Radford ... Had a single,

Continued on following page



Sean Ryan

Ryan *Continued*

a stolen base and a run scored in that game ... Scored as a pinch runner in VMI game ... Started in center in game two against Georgia Tech and picked up a hit and a run scored ... Collected a pinch-hit single in game three at UNC ... Started in left against Marshall and picked up his first RBI ... Also scored two runs ... Was 1-for-2 with a run scored, a walk and a stolen base against Longwood ... Started two games against Duke, but was hitless ... Picked up a hit and scored a run in first NC State game.

High School: A center fielder at Stone Bridge for Coach Sam Plank ... Lettered three seasons, helping his team to Dulles District championships each year and a 52-17 overall record ... Named first-team on *The Washington Post* All-Metro team as a senior when he batted .422 with 31 runs scored and 25 driven in ... Posted nine doubles, six triples and a pair of home runs ... A unanimous first-team Group AA all-state selection ... Was also named first-team all-state his junior year when he batted .460 with 44 runs scored, 32 RBIs, nine doubles and three home runs ... Won academic honors all three varsity seasons ... A member of the National Honor Society ... Also lettered three seasons as a quarterback on the football team, earning all-district and all-region honors as a senior ... Had the highest GPA on the football team each year.

Personal: Sean Michael Ryan ... Born 11/26/86 in Alexandria, VA ... Son of Darcy Ryan and Mike Ryan ... Enrolled in business.

	G	AB	R	H	RBI	BAvg	BB	SO	2b	3b	HR	TB	SB	SBA
2006	29	34	9	8	1	.235	8	11	0	0	0	8	2	3



4
Warren Schaeffer

INF, 6-1, 185, R/R
3VL, Senior
Vandergrift, Pa.

Possesses a competitive approach, work ethic and motor that are hard to match ... Was voted a team captain for 2007 ... Sets the tone and tempo for the Tech program ... Defensively, he's as good as any shortstop in the conference ... Is athletic with a real good first step ... Has great hands and feet ... Committed just seven errors last season, including just one in ACC play ... Will continue to become a better offensive player ... Is still working to cut down on his strikeouts and put the ball in play with two outs ... Will be more active in the running game ... Is the Hokies' most experienced player ... Has started 158 of Tech's 160 games the past three seasons ... Missed two games in 2005 after being hit by a pitch ... Was named the first Johnny Oates Award winner last season ... Also a member of the ACC All-Academic team ... Hopes to pick up where he left off last season when he raised his batting average 24 points over the last 14 games of the season.

2005-06: Opened at second base in the first two games of 2006 due to a sore elbow ... Continued to move back and forth between second and shortstop according to how his arm felt for the first half of the season ... Made a couple key defensive plays in opening-day win ... Was 1-for-2 in game two at Campbell, driving in a run and scoring one ... Had two hits at Charlotte, including a home run ... Contributed two doubles during first Towson game ... Picked up a double, single, RBI and two runs scored at JMU ... Was 3-for-4 with three RBIs and two runs scored in second JMU game ... Was 7-for-16 at the plate (.438) during the Boston College series, driving in seven runs ... Hit a grand slam in game one ... Had two hits in each of the last two games with Wake Forest ... Went 3-for-4 with two RBIs and two runs scored against VMI ... Doubled in a run against Appalachian ... Had two hits in second game at UNC ... Drove in three runs in win over Marshall ... Had a hit in each Duke game ... Picked up two hits in three at bats in game three at Clemson ... Homered in win over VCU ... Posted three hits, two runs and an RBI in win over NC State ... Had five hits in the two-game

series ... Added three more hits in series at Virginia ... Finished with a .286 batting average and 28 runs batted in ... Had 41 starts at shortstop and 12 at second base ... Committed just seven errors for the season ... Contributed 12 doubles, three home runs and 30 runs scored.

2004-05: Played and started in 49 games ... Batted .234 overall and .256 in league games ... Had eight doubles, two triples and a homer ... Drove in 18 runs ... Committed just one error in his last 15 games and finished with a .937 fielding mark ... Posted a hit in each of the three Maryland games ... Contributed a run-scoring single vs. UNC and collected two hits vs. Virginia, including his second double ... Was 3-for-4 with two doubles against JMU ... Drove in two runs against VCU ... Homered against ETSU in Kingsport ... Posted three hits in win at Duke and drove in three runs versus Richmond ... Had a hit in each of the Georgia Tech games ... Went 6-for-11 (.545) in the Wake Forest series ... Doubled, drove in a run and scored a run in ACC Tournament game against Maryland.

2003-04: Started every game at shortstop ... Batted .275 and finished with a .954 fielding mark ... Batted just .221 over his first 29 games ... A 4-for-6 game against Villanova sparked a 27-game span in which he hit .333 ... Put together a 10-game hitting streak that included eight multiple-hit games ... Went 5-for-7 in a two-game series against Connecticut, driving in five runs and scoring four ... Turned in three-hit games against UConn, East Tennessee State and Rutgers ... Drove in a personal-best three runs in games against Villanova, UConn and Rutgers ... Had a key two-run homer against Seton Hall ... Carried a .296 batting average in BIG EAST games and tied for the team lead in RBIs for league games with 20 ... Finished the season with 34 RBIs and 28 runs scored ... Posted 11 doubles, two triples and one home run.

High School: Was named the *Pittsburgh Post-Gazette* East Player of the Year as a junior and senior at Greenburg Central Catholic ... Lettered four years as a shortstop for Coach Jack Korpar ... Batted .554 as a senior with 22 runs batted in, 20 runs scored, five doubles, three triples and three home runs ... Hit safely in 38 of 39 games over his last two seasons, including a 35-game streak ... Batted .518 as a freshman with six triples and 30 RBIs ... Missed his sophomore season following knee surgery ... Bounced back as a junior to lead the team to a PIAA Class A Championship ... Hit .534 with 49 RBIs, 10 doubles, two triples and five homers ... Was all-section and all-*Post-Gazette* East three times ... Finished with a career .534 batting average and 101 RBIs ... Member of the National Honor Society ... During the summer of 2003 was named MVP of the NABF Palomino World Series in London, Canada after leading his team to the tournament championship.

Personal: Warren James Schaeffer ... Born 1/28/85 in Vandergrift, PA ... Son of James and Karen Schaeffer ... Enrolled in history.

	G	AB	R	H	RBI	BAvg	BB	SO	2b	3b	HR	TB	SB	SBA
2004	56	200	28	55	34	.275	11	35	11	2	1	73	2	6
2005	49	171	17	40	18	.234	11	25	8	2	1	55	2	4
2006	53	203	30	58	28	.286	18	34	12	0	3	79	2	6
Career	158	574	75	153	80	.267	40	94	31	4	5	207	6	16

Oates Award Winner

Shortstop Warren Schaeffer was named the first winner of Virginia Tech's Johnny Oates Memorial Baseball Award. The new award was established in spring 2006 by Oates' Virginia Tech teammates in fond memory of a good friend and loyal teammate, whose enduring faith, devotion to family, character, integrity, competitive nature and perseverance continue to be an inspiration. It will be presented annually to the Virginia Tech baseball player who best exemplifies those traits.





36
Anthony Sosnoskie

C, 6-0, 187, R/R
Freshman
Front Royal, Va.

A late pickup for the Hokies who was one of the best surprises of the fall ... Brings a good work ethic to the program ... Will be a solid backup for Matt Foley behind the plate ... Seemed to get better every week ... Is benefitting from the strength and conditioning program ... Has strong hands ... The ball jumps off his bat ... Came up with clutch hits during the team's fall World Series ... A good addition for the Hokies, who will fill an important role this spring.

High School: Played a number of positions for Coach Mike Lockhart at Notre Dame Academy, earning four letters ... Helped lead the team to back-to-back Virginia Independent Schools state titles in 2005 and 2006 ... Saw action behind the plate, on the mound and at third base ... Carried a .440 batting average, hit five home runs and drove in 50 runs his senior season ... Also had a 1-0 record, a save and a 0.00 earned run average in limited action on the mound ... Named the MVP of the 2006 Baseball at the Beach tournament at Myrtle Beach, S.C. in 2006 ... Posted a .317 batting average as a junior with four home runs ... Was 6-3 on the mound with a 1.67 ERA on the way to first-team recognition on the Virginia Independent School all-state squad.

Personal: Anthony Edward Sosnoskie, Jr. ... Born 4/10/88 in Morrisville, PA ... Son of Tony and Marcy Sosnoskie ... Enrolled in university studies.



24
Scott Stoehr

P, 6-1, 199, R/R
2VL, r-Senior
Timberville, Va.

Appears to be completely healthy for the first time since his freshman season ... Will work in the Hokies' bullpen ... His work ethic and progress during pre-season practices will help determine his role ... Underwent elbow surgery in January 2004 and has seen limited action ever since ... Missed the entire 2004 season ... Pitched 2.2 innings in 2005 and 16 innings last spring ... Was a valuable setup man for Tech during his freshman season.

2005-06: Made his first appearance at UNCW and pitched a scoreless inning ... Also pitched a scoreless inning in final Towson game ... Gave up two runs on two hits during two-inning relief stint in game three at Miami ... Struck out two in an inning against Richmond ... Saw action at Wake and against VMI ... Tossed 3.2 shutout innings in game two against Duke ... Pitched 2.1 innings against NC State ... Finished with 12 appearances and 16 total innings pitched.

2004-05: Began the season throwing in the bullpen and batting practice ... Made two appearances in mid-April ... Pitched 1.2 innings against VCU and one inning versus Radford before being sidelined again by elbow pain and a sore shoulder ... Allowed one hit and one run in his short stint and did not have a decision.

2003-04: Underwent elbow surgery in January and missed the entire 2004 season.

2002-03: Made the team as a walk-on and pitched in 18 games as a middle reliever ... Posted a 3-1 record and 4.66 earned run average

... Worked a season-high 5.1 innings of scoreless relief against Boston College ... Picked up wins against Charleston Southern, Morehead State and Radford ... Allowed one unearned run during 4.2 innings of relief at West Virginia ... Held opponents to a .266 batting average.

High School: Lettered four seasons as a pitcher and shortstop at Broadway High, where he played for coaches Mel Morris and Yates Hall ... Carried a .360 batting average his senior year with two home runs and 15 runs batted in ... Posted four homers as a junior when he hit .410 and drove in 25 runs ... Also lettered in basketball, football and track ... A member of the National Honor Society.

Personal: Scott Lee Stoehr ... Born 10/11/83 in Harrisonburg, VA ... Son of Terry Stoehr and Lisa Stoehr ... Is majoring in management.

	W-	L	IP	H	R-	ER	ERA	BB	SO	G	S	CG	SHO	SV
2003	3-	1	36.2	37	22-	19	4.66	17	25	18	0	0	0	0
2005	0-	0	2.2	1	1-	1	3.38	2	2	2	0	0	0	0
2006	0-	0	16.0	23	19-	18	10.12	7	11	12	0	0	0	0
Career	3-	1	55.1	61	42-	38	6.18	26	38	32	0	0	0	0



3
Bryan Thomas

INF, 6-0, 189, R/R
3VL, Senior
Wilmington, N.C.

One of the most consistent hitters in the program over the past two seasons ... Will handle the third base duties for the third-straight season ... Improved himself athletically during the fall ... Should benefit defensively and on the bases from his efforts in the strength and conditioning program ... Played extremely well defensively during the fall ... Could provide a good, middle of the order bat ... Led the team in RBIs last season with a career-best 48 ... Was second on the team in multiple-hit games (20) and first in multiple-RBI contests (14) ... Contributed five home runs in 2006 after collecting just one home during his first two seasons at Tech ... Led the team in batting during the 2005 season with a .384 average ... Started nine games at second base early in his freshman year but never gained a comfort level at the position ... Moved to third base where he excelled in four late-season starts ... Has started 95 games there the past two seasons ... A member of the ACC All-Academic team.

2005-06: Played in all but one game ... Started 49 games at third base and three as the designated hitter ... Hit .294 with 48 runs batted in ... Contributed 10 doubles, two triples and five home runs ... Had four hits in the season opener, including a double and home run ... Drove in seven runs with three hits, including a grand slam, in game two against the Camels ... Failed to get a hit against West Virginia, ending a 12-game hitting streak that extended back to last season ... Picked up nine RBIs during three-game series with Towson ... Was 4-for-5 with four RBIs in first game ... Hit a home run in game two ... Had three hits and two RBIs in second Miami game ... Homered in game three ... Had two hits and three RBIs in win at VCU ... Was 3-for-4 with three runs scored and two batted in against Richmond ... Had a pair of hits in the second Wake Forest game ... Scored three runs at Radford ... Had two hits and two RBIs in second Georgia Tech game ... Tripled in two runs against Appalachian ... Was 2-for-4 in games one and three at UNC ... Posted three hits in game three with Duke ... Homered in opener at Clemson ... Drove in four runs with a triple, double and single during two games with NC State ... Went 2-for-4 with two RBIs and a run scored in final game at Virginia.

2004-05: Led the team with a .384 batting average and 31 runs batted in ... Hit .396 in ACC games ... Played in 47 games, starting all 47, including one at first base ... Drove in two runs and scored two during his five-hit outing against Savannah State ... Four of those hits were doubles ... Doubled in the go-ahead run in the 10th inning of the first High Point game ... Cooled down on Tech's trip to Maryland and GMU, going 4-for-14 (.286) ... Had an eight-game hitting streak broken at George Mason ... Was 4-for-8

Continued on following page

Thomas *Continued*

at NCSU before being hit by a bad-hop grounder and missing three games ... Went 2-for-4 in each of the first two games with Miami ... Tripled and drove in two runs in 5-4 loss to ETSU ... Had another triple against Duke ... Hit his first career homer against Campbell ... Contributed a triple, two singles, two RBIs and two runs scored versus William & Mary ... Drove in two runs with a triple in win over WFU ... Was 8-for-13 (.615) in the series with five RBIs ... Started at first base in the second game of that series ... Hit safely in 16 of his last 17 games, carrying a .479 average (34-71) during that span ... Committed five errors during the first 10 games of the season, then had just five during his last 37 outings ... Finished with a .935 field average ... Contributed 16 doubles, four triples and one home run.

2003-04: Got 14 starts and played in a total of 27 games ... Had eight starts at second base and two at DH early in the season ... Opened the last four games of the year at third base ... Turned in 16 assists and five putouts during those contests ... Batted .236 with 13 hits in 55 at bats ... Contributed a double and a run batted in at UNC Wilmington ... Was 2-for-2 in a win at Georgetown ... Had two hits in three trips to the plate at Virginia ... Drove in two runs and scored another during a win at East Tennessee State.

High School: Played at Hoggard High where he lettered three seasons as a third baseman for Coach Jeep St. Ledger ... Batted .405 his senior season with eight doubles, two home runs, 26 runs scored and 20 runs batted in ... Stole six bases ... Earned all-conference and all-state honors ... Played in the North Carolina/South Carolina All-Star Baseball Challenge ... Also participated in the East-West North Carolina State Games ... Was an all-conference pick his junior year when he carried a .533 batting average ... Contributed 11 doubles, a triple and three home runs ... Added 27 RBIs and 24 runs scored ... Helped his team to a 64-15 record and back-to-back conference championships his junior and senior years ... A member of the National Honor Society.

Personal: Bryan Foster Thomas ... Born 8/29/84 in Raleigh, NC ... Son of Ron and Janis Thomas ... Enrolled in finance.

	G	AB	R	H	RBI	BAvg	BB	SO	2b	3b	HR	TB	SB	SBA
2004	27	55	7	13	5	.236	5	12	1	0	0	14	0	0
2005	47	185	22	71	31	.384	13	36	16	4	1	98	3	4
2006	52	214	37	63	48	.294	16	32	10	2	5	92	1	3
Career	126	454	66	147	84	.324	34	80	27	6	6	204	4	7



21

Rob Waskiewicz

P, 6-4, 210, R/R
r-Freshman
Manchester, Md.

Is still recovering after undergoing elbow surgery in 2005 ... Sat out the entire 2006 season ... Did not get on the mound during fall scrimmages, but has done some throwing on the side ... Originally injured his arm in a serious car accident during the fall of 2003 and missed his junior season of high school ... Worked his way back and had an all-star senior year in helping Calvert Hall to a 31-1 record, a state championship and a No. 4 ranking by *USA Today* ... Entered Tech with a sore shoulder ... Hokies are hoping he can return at some point during the season.

2005-06: Experienced soreness in his shoulder, then a sore elbow at the start of Tech's fall practice ... Underwent elbow surgery in November ... Sat out the season, while undergoing physical therapy and rehab.

High School: Played for Coach Lou Eckerl at Calvert Hall ... Did not play as a junior following a car accident ... Returned for his senior year and posted a 10-0 mark on the mound with 1.72 earned run average ... Pitched 67.2 innings with 61 strikeouts and 14 walks ... Tied a Maryland single-season state record with 10 wins ... Helped team to the MIAA state championship ... Team set a state record with 31 consecutive wins and became the first Maryland varsity team to win 30 games in a season ... Was

named first-team all-state and first-team *Baltimore Sun* All-Metro.

Personal: Robert Talbott Waskiewicz ... Born 4/24/87 in Baltimore, MD ... Son of Bob and Deborah Waskiewicz ... Enrolled in human nutrition, foods and exercise.



20

Andrew Wells

P, 6-4, 222, L/L
2VL, r-Senior
Alexandria, Va.

Made a commitment to physical fitness during the fall and changed his body type ... Also became a leader ... Still hasn't returned to full strength following elbow surgery, but has made tremendous strides ... Tech's coaches are hoping his great work ethic in the fall will get him back to his original pitching form ... If so, he has the ability to challenge for a starting role ... Started 22 games and pitched 118.1 innings for the Hokies during his first two seasons, winning eight games ... Showed polish and a good command of his pitches ... Missed the last three weeks of the 2004 season ... Returned to action the following spring, but was sidelined after just two appearances ... Underwent surgery on his left elbow and missed the remainder of the season ... Qualified for a medical redshirt ... Pitched sparingly in six games last year ... Was selected in the 33rd round of the Major League Baseball amateur draft following his senior year of high school.

2005-06: Saw action in six games ... Pitched an inning of relief against West Virginia, allowing a run ... Worked 2.1 innings of scoreless relief in the final Towson game ... Appeared briefly in game two at Miami ... Charged with three runs (one earned) without retiring a batter ... Pitched 1.1 scoreless innings at VCU, striking out two batters ... Worked three scoreless innings in first BC game, allowing just one hit ... Did not have a decision.

2004-05: Worked 3.1 shutout innings in relief during the opener against Villanova ... Gave up just two hits ... Struck out seven batters and walked two ... Started the second High Point game, allowing three hits and one run before leaving with two outs in the fifth inning ... Underwent elbow surgery and was lost for the remainder of the season ... Pitched a total of eight innings, allowing five hits and one run ... Did not have a decision ... Struck out eight batters and walked four.

2003-04: Posted a 4-6 record, but had a 3.91 earned run average ... The Hokies scored two runs or less in five of his six losses ... Appeared in 11 games, 10 as a starter ... Pitched 50.2 innings and turned in one complete game ... Struck out 28 batters and walked 12 ... Opened with a win against South Florida ... Did not allow an earned run in 6.1 innings of work ... Lost consecutive starts to George Mason, UNC Wilmington and Wake Forest ... Allowed just one run in five innings for a road win at Richmond ... Gave up just two runs (one earned) over eight innings during a loss at St. John's ... Pitched six shutout innings for a win over Connecticut and gave up just one run in six innings to earn a win at Villanova ... Had an 0.89 ERA in his four BIG EAST appearances ... Missed the final three weeks of the season after spraining his left elbow.

2002-03: Pitched in 15 games and tied for the team lead for starts with 12 ... Worked a total of 67.2 innings on the mound ... Compiled a 4-4 record with a 4.92 earned run average ... Earned his first collegiate victory with two scoreless innings of relief at Charleston Southern ... Pitched eight innings against James Madison in his first start ... Lost despite allowing just five hits and three runs ... Struck out six and did not issue a walk in that game ... Picked up a win at JMU eight days later, working five innings and allowing two hits and one run ... Pitched seven innings on the way to a victory at Liberty ... Gave up just two runs (one earned) in seven innings during a loss at West Virginia ... Posted a BIG EAST win against St. John's ... Carried a 3.25 ERA through his first 12 appearances before struggling a bit in his last three games.

High School: Won numerous honors as a pitcher for Coach Jerry Howell at St. Stephen's & St. Agnes School ... Named first-team All-Metro by *The Washington Post* in 2002 ... A two-time selection as the Alexandria Sportsman's Club Player of the Year ... Earned first-team all-state honors as a junior and senior ... Twice named team MVP ... Finished his senior year with a 5-2 pitching record ... Carried a 0.55 earned run average and added a pair of saves ... Registered 79 strikeouts and just 14 walks in 51 innings on the mound ... Also saw action at first base and in the outfield ... Compiled a .484 batting average in 2002 with eight doubles, three home runs and 21 RBIs ... Struck out the first 11 batters he faced during a game against Episcopal his junior year ... Fanned 14 of the 16 batters he faced ... Had a 4-2 record with two saves and a 0.42 ERA ... Was 8-1 as a freshman and 6-3 his sophomore year ... Holds numerous school season and career records ... Finished with 335 career strikeouts in 218.2 innings ... Had a career ERA of 0.70 and turned in 20 career complete games ... Opponents' combined batting average against him during his four seasons was .151.

Personal: Andrew Martin Wells ... Born 6/6/83 in Alexandria, VA ... Son of Michael and Pamela Wells ... Majoring in human development.

	W-	L	IP	H	R-	ER	ERA	BB	SO	G	S	CG	SHO	SV
2003	4-	4	67.2	85	43-	37	4.92	19	36	15	12	0	0	0
2004	4-	6	50.2	60	31-	22	3.91	31	22	11	10	1	0	0
2005	0-	0	8.0	5	1-	1	1.12	4	8	2	1	0	0	0
2006	0-	0	8.0	11	6-	4	4.50	4	6	6	0	0	0	0
Career	8-	10	134.1	161	81-	64	4.29	58	72	34	23	1	0	0



18
Rob Whitley

P, 5-10, 193, R/R
Freshman
Danville, Va.

A raw young pitcher with good arm strength ... Has some velocity and a good breaking ball, but must gain command of his pitches to be successful ... Needs to take more advantage of the strength and conditioning program ... Is likely to start out working in the bullpen ... His progress during the preseason will go a long way toward determining his role.

High School: Struck out 117 batters in 63 innings as a senior for Coach Scooter Dunn at Halifax County High ... Posted a 6-3 record with one save and a 1.75 earned run average ... Also carried a .391 batting average, driving in 14 runs ... Earned first-team all-district honors as both a pitcher and designated hitter ... Was honorable mention all-region as a DH ... Named the *Danville Register & Bee* Player of the Year ... Finished with a 3-2 pitching mark as a junior ... Compiled a 2.64 ERA and struck out 75 batters in 48 innings of work ... As a junior, ranked by *Baseball America* as No. 76 of top 400 high school players in the class of 2006 ... Played in the 2005 Virginia Commonwealth Games ... Was a Puma preseason All-American in 2006.

Personal: Robert Ridley Whitley ... Born 9/30/88 in Danville, VA ... Son of Tom and Jennifer Whitley ... Enrolled in university studies.

hokiesports.com

The best online source for fast, accurate coverage of all Hokie sports teams and events!



26
Travis Willson

OF, 5-11, 195, L/L
Junior
Virginia Beach, Va.

A versatile player who will be sidelined for the 2007 season following wrist surgery in January ... Bats from the left-hand side ... Can play first base or the outfield ... Impressed Tech's coaches with his outstanding work ethic ... Transferred to Tech from Cuesta Community College in California ... Was born in Virginia ... Is a fourth-generation Hokie whose father, grandfather and great grandfather all attended Tech ... His great grandfather, George C. Willson, was a co-captain on Tech's 1904 football team.

Junior College: Played two seasons for Coach Bob Miller at Cuesta Community College in San Luis Obispo, Calif. ... Worked his way into the starting lineup during his freshman season as an outfielder/DH ... Hit over .400 the second half of the season and finished with a .364 season mark ... Received all-conference honors and helped the team finish in the top 8 in California ... Team was ranked No. 3 in California JC preseason polls in 2006 ... Saw action in 41 out of 47 games as a sophomore, working at first base and DH ... Hit .334 in first 20 games with 15 RBIs and a pair of home runs ... Suffered a broken finger and was in and out of the lineup the rest of the season ... Finished with a .252 average, but was second on the team in doubles with 10.

High School: A two-year letterman as a first baseman and outfielder for Coach Mike Kelly at Carmel (Calif.) High School ... Earned first-team all-league honors his senior year after batting .418 with nine home runs, 32 runs batted in and 19 stolen bases ... Had 49 hits that season, the second-highest total in school history ... Helped the team to a league championship and a spot in the Central Coast Section championship game ... Batted .432 his junior year when the team won the CCS title.

Personal: Travis Claiborne Willson ... Born 10/7/85 in Virginia Beach, VA ... Son of Frank Willson and Cindy Dedan ... Enrolled in history.



28
Dave Zappacosta

P, 5-11, 179, L/L
Sophomore
Baltimore, Md.

A left-handed pitcher who should help provide some depth in the bullpen ... Joined the team as a walk-on ... Has command of three pitches ... Throws strikes ... Should benefit from exposure to the strength and conditioning program ... Will compete for a role during preseason practice.

High School: Played in a conference championship game all four years at Mount Saint Joseph, pitching in either the semifinal or title game every year, including two years on the varsity squad and two years on the jayvee team ... Lettered two years as a varsity pitcher for Coach David Norton ... Compiled a 7-2 record on the mound as a senior in 2005 ... Pitched a one-hit shutout in the league semifinal game at Cal Ripken's Ironbird Stadium ... Also registered a victory in the 2004 semifinal game, setting the stage for a conference title.

Personal: David Lee Zappacosta ... Born 2/12/87 in Baltimore, MD ... Son of Ronald Zappacosta and the late Diane Kraus ... Enrolled in business.

2007 Opponents

Charlotte 49ers

2006 Record: 35-20-1
Home Field: Phillips Field
Cap.: 2,000
Coach: Loren Hibbs
Baseball Contact: Ryan Rose
Phone: (704) 687-6312
E-mail: rrose4@email.uncc.edu
Web site: charlotte49ers.cstv.com

Old Dominion Monarchs

2006 Record: 39-17
Home Field: Bud Metheny Complex
Cap.: 2,500
Coach: Jerry Meyers
Baseball Contact: Carol Hudson, Jr.
Phone: (757) 683-3372
E-mail: chudson@odu.edu
Web site: odusports.cstv.com

Pittsburgh Panthers

2006 Record: 23-29
Home Field: Trees Field
Cap.: 500
Coach: Joe Jordano
Baseball Contact: Mendy Nestor
Phone: (412) 648-8240
E-mail: mnestor@athletics.pitt.edu
Web site: pittsburghpanthers.cstv.com

Coastal Carolina Chanticleers

2006 Record: 30-27
Home Field: Vrooman Field
Cap.: 2,000
Coach: Gary Gilmore
Baseball Contact: Kent Reichert
Phone: (843) 349-2840
E-mail: kreicher@coastal.edu
Web site: goccusports.com

Albany Great Danes

2006 Record: 50-18
Home Field: Varsity Field
Cap.: 1,000
Coach: Jon Mueller
Baseball Contact: Hoffman Wolff
Phone: (518) 442-4511
E-mail: hwolff@uamail.albany.edu
Web site: albany.edu/sports

The Citadel Bulldogs

2006 Record: 34-27
Home Field: Reilly Park
Cap.: 6,000
Coach: Fred Jordan
Baseball Contact: Melanie Long
Phone: (843) 953-5120
E-mail: melanie.long@citadel.edu
Web site: citadelsports.com

UNC Asheville Bulldogs

2006 Record: 28-35
Home Field: Greenwood Field
Cap.: 750
Coach: Willie Stewart
Baseball Contact: Mike Gore
Phone: (828) 251-6923
E-mail: mgore@unca.edu
Web site: uncabulldogs.cstv.com

Minnesota Golden Gophers

2006 Record: 34-26
Home Field: Siebert Field
Cap.: 1,100
Coach: John Anderson
Baseball Contact: Steve Geller
Phone: (612) 624-9396
E-mail: gelle014@umn.edu
Web site: gophersports.com

North Carolina A&T Aggies

2006 Record: 22-36
Home Field: Memorial Stadium
Cap.: 3,000
Coach: Keith Shumate
Baseball Contact: Brian Holloway
Phone: (336) 334-7141
E-mail: bmhollow@ncat.edu
Web site: ncataggies.com

Virginia Commonwealth Rams

2006 Record: 34-24
Home Field: The Diamond
Cap.: 12,134
Coach: Paul Keyes
Baseball Contact: Phil Stanton
Phone: (804) 828-8496
E-mail: pdstanton@vcu.edu
Web site: vcurams.vcu.edu

Richmond Spiders

2006 Record: 22-33
Home Field: Pitt Field
Cap.: 600
Coach: Ron Atkins
Baseball Contact: Scott Meyer
Phone: (804) 287-6313
E-mail: smeyer@richmond.edu
Web site: richmondspiders.com

Georgia Tech Yellow Jackets

2006 Record: 50-18
Home Field: Chandler Stadium
Cap.: 4,157
Coach: Danny Hall
Baseball Contact: Cheryl Watts
Phone: (404) 894-5445
E-mail: cwatts@athletics.gatech.edu
Web site: ramblinwreck.com

Liberty Flames

2006 Record: 39-21
Home Field: Worthington Stadium
Cap.: 1,000
Coach: Matt Royer
Baseball Contact: Ryan Bomberger
Phone: (434) 582-2292
E-mail: rbomberger@liberty.edu
Web site: libertyflames.com

Marist Red Foxes

2006 Record: 24-28
Home Field: McCann Field
Cap.: 350
Coach: Dennis Healy
Baseball Contact: Jason Corriher
Phone: (845) 575 3699 x3321
E-mail: jason.corriher@marist.edu
Web site: goredfoxes.cstv.com

NC State Wolfpack

2006 Record: 40-23
Home Field: Doak Field
Cap.: 2,500
Coach: Elliott Avent
Baseball Contact: Bruce Winkworth
Phone: (919) 515-1182
E-mail: bruce_winkworth@ncsu.edu
Web site: gopack.com

Longwood Lancers

2006 Record: 23-27
Home Field: Lancer Stadium
Cap.: 500
Coach: Buddy Bolding
Baseball Contact: Greg Prouty
Phone: (434) 395-2097
E-mail: proutygd@longwood.edu
Web site: longwoodlancers.com

North Carolina Tar Heels

2006 Record: 54-15
Home Field: Boshamer Stadium
Cap.: 3,000
Coach: Mike Fox
Baseball Contact: John Martin
Phone: (919) 962-0084
E-mail: jmartin@unca.unc.edu
Web site: tarheelblue.cstv.com

James Madison Dukes

2006 Record: 38-21
Home Field: Long Field
Cap.: 1,200
Coach: Spanky McFarland
Baseball Contact: Kevin Warner
Phone: (540) 568-6154
E-mail: warnerka@jmu.edu
Web site: jmusports.com

Virginia Cavaliers

2006 Record: 47-15
Home Field: UVa Baseball Stadium
Cap.: 2,624
Coach: Brian O'Connor
Baseball Contact: TBA
Phone: (434) 982-5131
E-mail: TBA
Web site: virginiasports.cstv.com

VMI Keydets

2006 Record: 30-25
Home Field: Patchin Field
Cap.: 1,400
Coach: Marlin Ikenberry
Baseball Contact: Christian Hoffman
Phone: (540) 464-7514
E-mail: hoffmanjc@vmi.edu
Web site: vmikeydets.com

Clemson Tigers

2006 Record: 53-16
Home Field: Kingsmore Stadium
Cap.: 5,000
Coach: Jack Leggett
Baseball Contact: Brian Hennessy
Phone: (864) 656-1921
E-mail: bhennes@clemson.edu
Web site: clemsontigers.cstv.com

Radford Highlanders

2006 Record: 7-41
Home Field: Dedmon Center Park
Cap.: 1,000
Coach: Lew Kent
Baseball Contact: Drew DeHart
Phone: (540) 831-5211
E-mail: ddehart15@radford.edu
Web site: ruhighlanders.com

Florida State Seminoles

2006 Record: 44-21
Home Field: Dick Howser Stadium
Cap.: 6,700
Coach: Mike Martin
Baseball Contact: Jason Leturmy
Phone: TBA
E-mail: TBA
Web site: seminole.cstv.com

William & Mary Tribe

2006 Record: 23-29
Home Field: Plumeri Park
Cap.: 1,000
Coach: Frank Leoni
Baseball Contact: Rob Turner
Phone: (757) 221-3370
E-mail: rrturm@wm.edu
Web site: tribeathletics.com

Miami Hurricanes

2006 Record: 44-24
Home Field: Mark Light Field
Cap.: 5,000
Coach: Jim Morris
Baseball Contact: Kerwin Lonzo
Phone: (305) 284-3244
E-mail: TBA
Web site: hurricanesports.cstv.com

Boston College Eagles

2006 Record: 28-25-1
Home Field: Commander Shea Field
Cap.: 1,000
Coach: Mikio Aoki
Baseball Contact: Jamie Walsh
Phone: (617) 552-4508
E-mail: walshamn@bc.edu
Web site: bceagles.cstv.com

Duke Blue Devils

2006 Record: 15-40
Home Field: Coombs Field
Cap.: 2,000
Coach: Sean McNally
Baseball Contact: Lee Aldridge
Phone: (919) 684-8708
E-mail: laldrige@duaa.duke.edu
Web site: goduke.com

Wake Forest Demon Deacons

2006 Record: 33-28
Home Field: Hooks Stadium
Cap.: 2,500
Coach: Rick Rembielak
Baseball Contact: Johnny Andris
Phone: (336) 758-5640
E-mail: andrisjc@wfu.edu
Web site: wakeforestsports.cstv.com

FACILITIES *and* ***TEAM SUPPORT***



Academic Support

The success of Virginia Tech's baseball program rests largely on the academic progress of each student-athlete. The academic performance of Tech student-athletes has improved each year due in part to the Student Athlete Academic Support Services (SAASS).

The Virginia Tech graduation rate for student-athletes has risen significantly in recent years and was a school-best 74 percent for 2005. This marks the third time in the last four years that Virginia Tech's student-athlete graduation rate has been 70 percent or better. Additionally, more than 83 percent of Tech's student-athletes who have completed their eligibility have graduated.

In addition to posting impressive graduation figures, Virginia Tech's student-athletes continue to excel in the classroom. For the 2005 calendar year, 378 3.0 GPA's were earned by student-athletes, student trainers, student managers, cheerleaders and HighTechs. These student-athletes and students from support areas were recognized at the Athletic Director's Honors Breakfast last spring.

Student-athletes are the most visible student component of a university. They entertain thousands of fans, students and alumni. Their athletic ability and achievement is the primary focus for national media attention. Athletic events bring back not only faithful alumni, but are a welcome mat for potential new students.

Student-athletes devote many hours to practice, conditioning and training that are not required of all students. Due to their time commitment and their high visibility, it is an obligation and in the best interest of the university to supply these students with services which will allow them to maximize their academic potential.

The Virginia Tech Student Athlete Academic Support Services office is committed to providing fundamental and supplemental programming, consistent with university and NCAA policy, aimed at enhancing each student-athlete's educational experience.

Stakeholders of the office's mission include student-athletes and their families, the university

community, coaches and athletics administrators. SAASS seeks to develop relationships with its stakeholders that are founded on trust and respect, and provides the following services to accommodate their needs:


- University and NCAA information
- Orientation
- Academic assessment
- The development of an effective student life program
- Appropriate referrals
- Monitored study environments
- Tutorial programs
- State-of-the-art technological learning assistance
- Student-athlete academic performance evaluations

The expectations of the Virginia Tech community are that each student-athlete achieves their maximum academic and athletic potential. With the proper assistance, facilities and


encouragement, these potentials can become a reality.

SAASS provides programming for student-athletes from their freshman year through graduation. This includes a comprehensive orientation to Tech, study hall, mentoring, tutoring, academic monitoring, academic recognition and eligibility education. Additionally, student-athletes are referred to and encouraged to take advantage of other campus agencies charged with helping students in their academic pursuits.

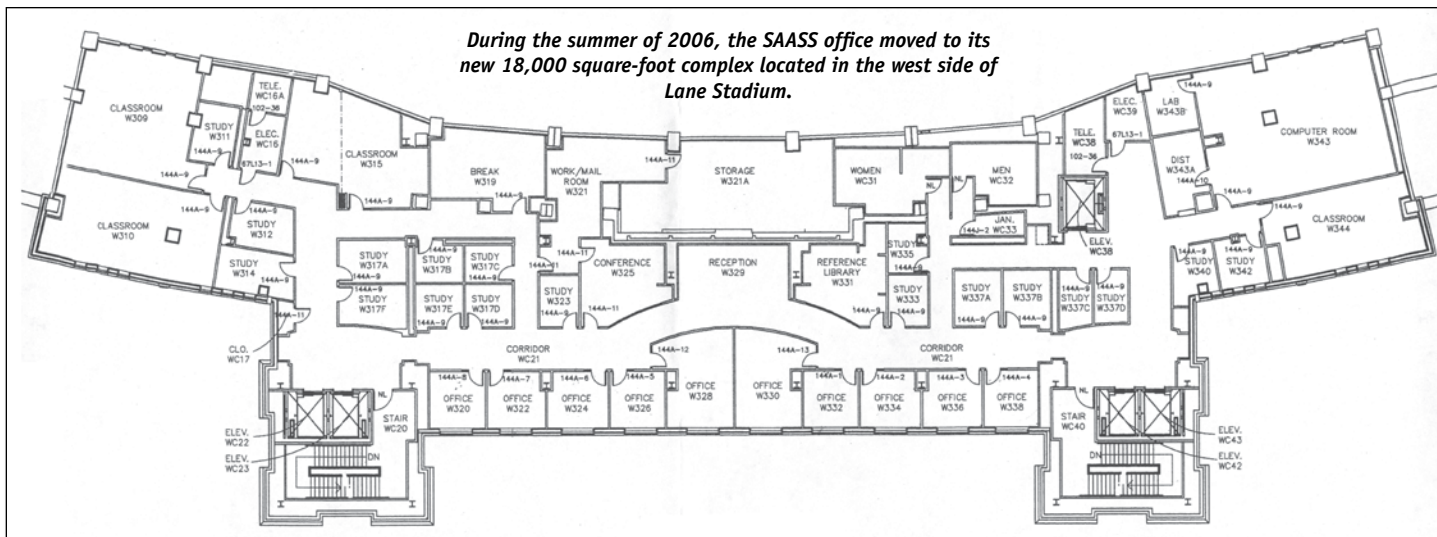
During the summer of 2006, the SAASS office moved to the West Side of Lane Stadium. Here, student-athletes have access to state-of-the-art technology, quiet study facilities, individualized tutorial rooms, and direct access to the SAASS staff. This new complex is a focal point for the Athletics Department, both aesthetically and pragmatically, and provides



Jessica Hegr provides academic support for student-athletes in the baseball program through the Student Athlete Academic Support Services office, a state-of-the-art 18,000-square foot complex located on the third floor of the new west side addition to Lane Stadium/Worsham Field.



During the summer of 2006, the SAASS office moved to its new 18,000 square-foot complex located in the west side of Lane Stadium.



a centralized place for student-athlete services.

The new facility features:

- More than 18,000 square feet of functional space
- 10 Staff Offices
- 18 Private Tutor Rooms
- State-Of-The-Art Classroom
- 45 Station Computer Lab
- Three Reading/Study Rooms
- Conference Room
- Reference Library

Together, these spaces provide the student-athlete with a variety of study environments

conductive to their success.

Athletes can use these facilities between classes, after practice or in the evenings, with flexible hours tailored to make the most of a student-athlete's limited time.

The Student Athlete Academic Support Services office is comprised of a team of nine full-time professionals directed by Chris Helms. Beginning his eighth year, Helms came to Tech from Michigan State, where he

served as the assistant director of the Student Athlete Support Services office. Prior to that, he served as the coordinator of academic affairs for the Florida State football program and was an academic advisor at Central Connecticut State. Helms earned a bachelor's degree in psychology at Wake Forest and a Master's in athletic counseling from Springfield College.

Jessica Hegr begins her second year with Student

Athlete Academic Support Services as an assistant director after having gained her professional foundation at the University of Nebraska. Hegr provides academic support for student-athletes in the baseball program as well as softball, men's and women's swimming/diving, and men's and women's tennis. Hegr is also responsible for the instruction of the student-athlete first year seminar course.

Computer Services Department

Another example of Virginia Tech's commitment to providing its student-athletes with the best academic resources possible is the presence of the Computer Services department.

The Computer Services department provides full scholarship student-athletes with support and technical advice on how to get the most from their computer systems. The office also addresses computing and networking needs for the entire Virginia Tech athletics staff.

SAASS Mission and Programs

The Virginia Tech Student Athlete Academic Support Services office is committed to providing fundamental and supplemental programming, consistent with University and NCAA policy, aimed at enhancing each student-athlete's educational experience. Following is a summary of the programs SAASS offers:

Athletic Transitions

All Freshman Student-Athletes

A required course designed to ease the transition from high school to college.

Orientation

All Freshman and Transfer Student-Athletes

Team and individual orientation sessions are scheduled.

Tutoring

All Student-Athletes

Individual and group tutoring appointments are available on-site.

Advising-Counseling

All Student-Athletes

SAASS works closely with each student's academic advisor within the college of their major.

Academic Progress

All Freshman and Transfer Student-Athletes

Academic progress reports are sent from the student-athlete's professors to his or her athletic academic advisors twice each semester.

SAASS Computer Lab

All Student-Athletes

The lab is a computer integrated learning environment conveniently located in Lane Stadium.

Academic Recognition

Qualified Student-Athletes

Student athletes with a GPA of 3.0 and above are recognized at the end of each semester as members of the Athletic Directors Honor Roll.

Study Hall

All Freshman Student-Athletes and Upperclassmen with a GPA Below the Team Requirement

Study Hall is mandatory for all freshmen, transfers, and currently-enrolled students with an overall GPA below 2.30.

Academic and Athletic Eligibility

All Student-Athletes

Academic records are monitored to ensure that all student-athletes are making progress towards their degree.

Athletic Performance

There's much more to athletic performance than weight training. Always striving to be on the cutting edge, Virginia Tech has combined strength and conditioning with nutrition and sport psychology to the benefit of its student-athletes. At Tech, these areas are part of the student-athlete's preparation for game day and for life.

Strength & Conditioning

Thanks to the direction of Assistant Athletics Director for Athletic Performance Mike Gentry, the Virginia Tech strength and conditioning program is among the best in the nation.

The baseball team trains in the Jim "Bulldog" Haren Weight Room. Located in Jamerson Athletic Center, the 5,000-square foot weight room was officially

dedicated in September 1985 in honor of Haren, a former Hokie football player and long-time supporter of the Virginia Tech Athletics Department. Altogether, Tech has more than 22,000-square feet of strength and conditioning training space.

Gentry, who received his doctorate in curriculum and instruction from Virginia Tech in 1999, is in his 18th year as the director of strength and conditioning. His duties include overseeing the strength and conditioning training of athletes in all varsity sports at Virginia Tech.

Assistant Director of Strength and Conditioning Terry Mitchell serves as the full-time performance coach of the baseball team, and he is aided by graduate assistant Mason Baggett.

Mitchell is a 1994 graduate of Lee (Tenn.) University, and




Sean Ryan and his baseball teammates train in the Jim "Bulldog" Haren Weight Room.

he earned a master's in health promotions at Tech in 2004.

Baggett recently completed his collegiate career as an offensive lineman for the Hokies' football team.



Terry Mitchell is in charge of Tech's strength and conditioning program for baseball.



Nate Clark works on a Slide Board to help increase his power, agility and endurance.

Nutrition

Eating healthy and choosing nutritious diets are important aspects of a Virginia Tech student-athlete's life, and that's why in July 2002, the athletics department implemented the sports nutrition program. Amy Freel serves as the director.

Freel works individually with student-athletes to provide them with information they need on their diet. She also provides individual players with diet counseling on issues such as gaining lean muscle mass, losing body fat, and eating choices to improve performance.

She also designs individual meal plans for athletes. Freel

gives an on-campus dining education seminar. She also provides over 300 athletic department recipe books and supplement bars for every athletic team.

"It is extremely beneficial for our student-athletes to have nutrition education and counseling available to them in order for them to remain successful in their sports and outside of athletics," Freel says. "The individualized nutrition education allows me and the athletes to get very specific on their nutritional, personal and sport-specific goals."

Also in July 2002, the Virginia Tech Athletics Department purchased the BOD POD body composition system. Tech is one of a handful of college athletic departments using this type of technology. The BOD POD is found in many professional training facilities, such as Major League Baseball and the NFL. It accurately measures body composition (percent of body fat, lean muscle mass and fat mass) through air displacement within five minutes. Research has shown that an increase in lean muscle mass will increase athletic performance. The Sports Nutrition Program has helped countless Tech athletes maximize their athletic performance.

Sport Psychology

Virginia Tech also offers another important service to all its student athletes — sport psychology. Dr. Gary Bennett coordinates the sport psychology department, which offers psychological and performance enhancement services for student-athletes. Bennett also works closely with the Cook Counseling Center.

Bennett meets with student athletes on an individual basis for personal counseling and to discuss the mental aspects of the game. He also works on team building, communication and performance enhancement.

"We try to address all the various factors that

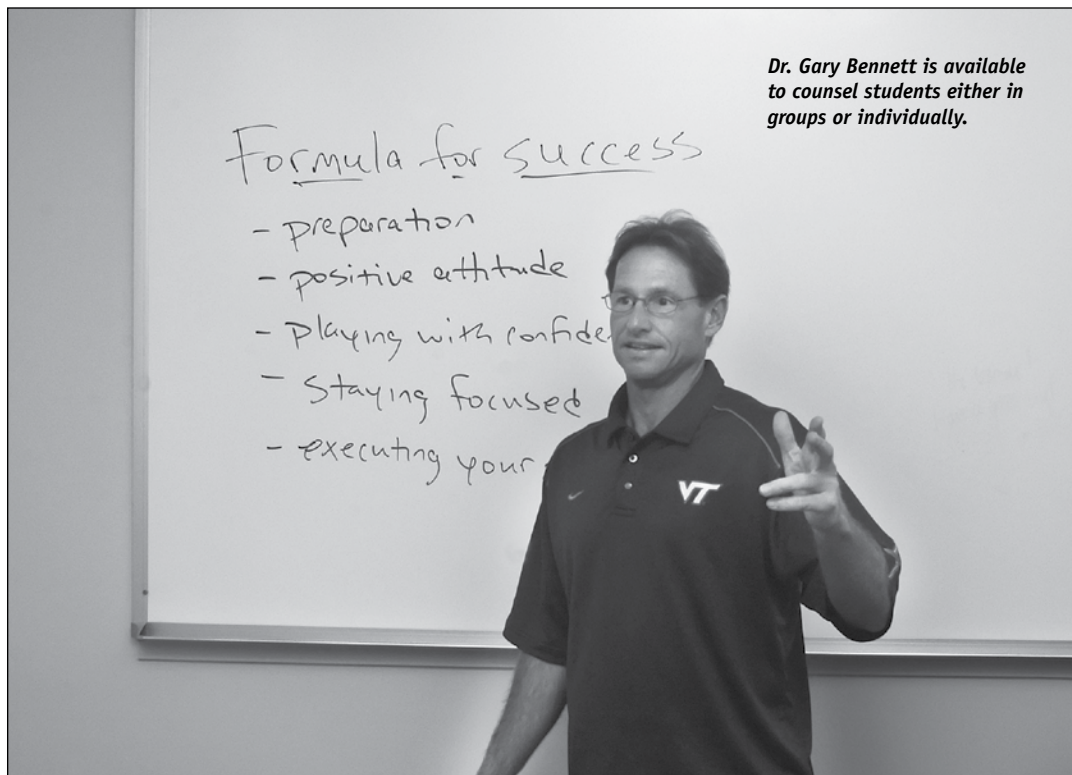
affect student-athletes' performance on and off the field," Bennett says. "We believe we can help athletes perform better by addressing those concerns."

The sport psychology department also offers an injury group to afford injured athletes the opportunity to meet with other injured athletes and talk about their recovery process. On average, the psychologists conduct 20 individual sessions per week and also meet weekly with teams as the need arises.

A new addition to the sport psychology resources is the Dynavision 2000, a unique conditioning and training program designed to increase focus and concentration, improve coordination and visuomotor reactions, and increase peripheral awareness. Virginia Tech is privileged to be one of only a handful of schools with this cutting-edge technology.



Nutritionist Amy Freel operates the BOD POD, which measures body composition.



Dr. Gary Bennett is available to counsel students either in groups or individually.

Student Life

The Athletics Office of Student Life at Virginia Tech is committed to developing the total student-athlete. Megan Armbruster and Patricia Lovett are dedicated to enhancing the quality of the student-athlete experience through the programs that this office administers.



Megan Armbruster
Director of
Student Life

"The goal of our office is to provide students with the total college experience. When athletes graduate, I want them to look back and believe they had full access to a variety of opportunities while at Virginia Tech."

— Megan Armbruster

Personal Development

Virginia Tech student-athletes obtain personal development education through workshops and mandatory speakers. Presentation topics include gambling, alcohol abuse, sexual violence and healthy relationships, media relations, and manners and etiquette dinners.

Community Outreach

The Athletics Office of Student Life community outreach program is "Hokies with Heart." Student-athletes are encouraged to volunteer throughout their college experience. In collaboration with the Virginia

Tech Corp of Cadets and student leadership, the "Hokies with Heart" program works together with the Montgomery County Public Schools System to visit with local school kids about the importance of education and character development. In 2006, the student-athletes also volunteered with the Montgomery County Christmas Store, the Hokies United Hurricane Katrina Relief Fund, Virginia Tech's Relay for Life campaign, and the Special Olympics.

Each athletic team at Virginia Tech is encouraged to select one local charity on which to focus their philanthropic efforts throughout the year. The baseball team has a partnership

with the American Red Cross blood services division.

Career Development

In close collaboration with the Virginia Tech Career Services Center, career development programs are designed specifically for student-athletes. Resumé design, career fair etiquette, mock interviews, interview attire and mini-career fairs are just a few examples of workshops hosted by the Athletics Office of Student Life. Student-athletes are encouraged to participate in on-campus interviewing and eRecruiting along with securing internships and co-ops during their college careers.

Academic Excellence

The Virginia Tech Athletics Office of Student Life is responsible for nominating student-athletes for academic honors and awards. Athletes are nominated for on-campus, Atlantic Coast Conference and national awards. Student-athletes with a 3.00 GPA are rewarded each semester by being honored on the Athletic Director's Honor Roll. The 2005 calendar year listed 378 student-athletes with this honor. Neil Savage of the men's swimming & diving team, and Lindsay Pieper of the women's lacrosse team, received the Skelton Award for Academic Excellence in Athletics. The award is given to one male and one female student-athlete who demonstrate leadership, outstanding academic excellence and community involvement. The recipients of the award receive a \$5,000 scholarship donated by Dr. Bill and Peggy Skelton.

Several athletes from the Virginia Tech baseball team have received various academic awards. Seventeen Hokies were named to the Athletic Director's Honor Roll in 2005. Andrew Wells was named to the 2005 Virginia Tech All-Academic Team for attaining the highest GPA in 2005 on the baseball team.

Athletic Excellence

The Virginia Tech Student Athlete Advisory Committee (SAAC) promotes effective communication between athletic administration and student-athletes. SAAC is comprised of two representatives from each sport. These representatives meet twice a month to discuss issues and concerns regarding their sports, department of athletics, ACC and NCAA legislation. The student-athletes encourage their teammates to get involved both on campus and in the community. Each year SAAC sponsors a canned food drive during the basketball season. The baseball team representatives are Sean O'Brien and Bryan Thomas.



Travis Willson (l) helps out at the American Red Cross blood drive, which was held this past fall at Squires Student Center.

Sports Medicine

The Virginia Tech Sports Medicine Department is an ever-changing and developing unit that strives to provide the most current and comprehensive care to all student-athletes.

The department is constantly evolving to incorporate new ideas and state-of-the-art resources for the betterment of student-athletes.

A professional staff — including primary care physicians who are Board certified in family medicine and sports medicine, orthopaedic surgeons, certified athletic trainers, physical therapists, chiropractors, massage therapists, sports psychologists, nutritionists and orthotists — is available to manage the health care of athletes.

As part of the evolution, Tech recently completed its fifth full year in the new 4,300-square-foot Eddie Ferrell Memorial Training Room. This area consolidated the training rooms that existed in the Merryman Center and Cassell Coliseum. The facility gives the training staff a centralized area to care for the needs of all Virginia Tech student-athletes. With its completion, Virginia Tech now has more than 10,000

square feet dedicated to sports medicine, placing Tech in the top five percent nationally.

The new room allows the staff to utilize the former Merryman Center facility for physical therapy, chiropractic care and massage therapy. The treatment room has numerous treatment modalities, including portable X-ray, electric stimulation, ultrasound, hot and cold packs and a lumbar/cervical traction unit. There are also offices for the staff, dozens of training tables, two cold tubs, whirlpools, an underwater treadmill, a Biodex System 3 and various other pieces of rehabilitation equipment.

After the sports medicine staff diagnoses and treats an ill or injured athlete, the staff then starts collaborative work with the strength and conditioning staff to give the best injury prevention and performance enhancing programs possible. The training, medical, and strength and conditioning staffs each have a role in bringing the athlete back quickly and ready to play. After an injury, an athlete will go through rehabilitation and physical therapy. Athletes are then moved to weight training, as they become able.



Athletic trainer Jimmy Lawrence (r) works directly with the baseball team.

The strength and conditioning staff uses specific programs for each injury in an effort to get the athlete back quickly. Prior to return to full participation, the athlete will also complete a series of drills and progressions that are specific to the athlete's position that will help insure that the athlete is ready to

return with a greatly reduced risk of re-injury.

The sports medicine staff also takes great pride in treating the athlete year-round. Special attention is paid to off-season activity.

A vital part of student-athletes' services is the access to the Schiffert Student Health Center in McComas Hall. A health center and counseling services are available on one side of McComas Hall, while recreation sports and fitness programs are available on the other. The center also has a fully operational diagnostic laboratory, X-ray facilities and eight full-time physicians.

Tech also maintains a special relationship with Montgomery Regional Hospital. Montgomery Regional Hospital is the choice for state-of-the-art equipment to perform surgeries, diagnostic imaging and processing of laboratory requests.

Athletic trainer Jimmy Lawrence works directly with the baseball team, attending practices and traveling with the team.



The Eddie Ferrell Memorial Training Room is the centerpiece of Tech's sports medicine facilities.

ATHLETIC FACILITIES

The west side expansion at Lane Stadium/Worsham Field (left) houses a new athletic ticket office, academic advising center and Hokie Club office, as well as game day amenities such as suites, club rooms and a press box.




The Merryman Center



Rector Field House



Rector Pavilion and outdoor courts at Burrows-Burleson Tennis Center



Celebration at Tech Soccer Field






Cassell Coliseum rocks for Hokie basketball games



The Merryman Center Weight Room



The Pete Dye River Course of Virginia Tech



Tech Softball Field



The Johnson-Miller Outdoor Track and English Field

English Field

Scenic English Field continues to provide Virginia Tech with a first-class campus setting for college baseball, day or night. The field, which was officially dedicated during a special ceremony on April 8, 1989, is named for the late E.R. 'Red' English and his wife, Ruth, who provided financial support for construction of the field.

Located at the intersection of Rt. 314 and Duckpond Drive, English Field features 1,033 permanent chair-back seats in its concrete stands. The seats were made possible through a contribution by an anonymous donor. The stands also include easy-access handicapped sections, which are located at the top of the stands on each side of the center section.

One of the most popular features of English Field is "The Hill", a grass-covered bank along the left field line where baseball fans can continue the Tech tradition of sunbathing while watching the Hokies.

A completely new drainage system was installed during fall 2005, along with a new eight-

foot wooden outfield fence and a new net backstop behind the plate. The previous spring, a new scoreboard and message center were added along with additional landscaping and a concrete patio behind the stands.

Prior to the 2004 season, a new lighting system was installed. The Hokies played their first baseball game under the lights in Blacksburg on April 28, defeating VMI, 8-0.

A permanent press box was completed in January 1997. The two-story building located at the top of the stands behind home plate provides a working area for media, as well as two broadcast booths. It also houses a concession stand and restrooms.

The field, which was constructed by the S. Lewis Lionberger Company, has dimensions of 330 feet down the lines, 375 feet in the power alleys and 400 feet to center field. The natural grass surface is composed of a mixture of rye and bluegrass.

Other features include spacious dugouts faced with Hokie Stone, bullpens that are located beside each dugout and a practice hitting cage along the right field line. Security fencing was added in January 2003. The landscaping also allows for further expansion of the facilities as needed.

E.R. English, a native of Altavista, Va., played as an offensive and defensive guard on Virginia Tech football teams

from 1930-33 and graduated from Virginia Tech in 1934. English contributed to Tech athletics for over 50 years and was one of the founders of The Student Aid Association in 1949. He served as president of that organization two of its first three years. English received the most outstanding alumni award at Tech in 1984.

Through a generous gift from alumnus George Sampson, the home team dugout was named for long-time Tech baseball coach G.F. 'Red' Laird during a ceremony on April 12, 1991. Laird recruited and coached Sampson at Tech.

The Hokies opened play at their new home with a 7-2 victory against George Mason University on March 22, 1989, and went on to post a 17-7 home record during their first season in the facility. Tech's 18-year mark at English Field is 298 wins, 136 losses and three ties.

Prior to the opening of English Field, Tech played its home baseball games at Tech Park, where it compiled a 431-122-1 record over 34 seasons.



HISTORY and *RECORD BOOK*



American Baseball Coaches Association

HALL OF FAME

CHUCK HARTMAN

Virginia Tech

In recognition for his many years of outstanding service and
dedication to the promotion and development of college baseball.
Presented this date January 4, 2006 in his hometown, Essex.



Dr. J. Edgar

Chairman, Selection

Committee

Presented this date January 4, 2006 in his hometown, Essex.



113 Seasons of Tech Baseball

They've been playing the game of baseball in these mountains for a long time. It's been played on the Drill Field and in a handbox called Tech Park. Players with names like "Boots" and "Hooks" cleared the pebbles on the infield dirt for guys named Jim Stewart and Franklin Stubbs. They played as members of the Corps of Cadets and as members of the Pamplin School of Business. R.B. Prince coached the Orange and Maroon when V.P.I. won the South Atlantic championship. Coach Red Laird swapped fishing stories and made a young man named Johnny Oates lose weight. And a fiery skipper named Chuck Hartman came to Blacksburg in 1979 and 28 years later retired as the fourth-winningest coach in NCAA Division I history. From "Jockey" Kircher, to fly balls off the left fielder's head, to windy Blacksburg springs, these mountains have stories to tell — over 100 years of stories.


Virginia Tech had a baseball nine before it even had the name Virginia Polytechnic Institute. In the spring of 1892, cadets playing for the Virginia Agricultural and Mechanical College bumped over a Brush Mountain trail to play an outfit called the Newports. The cadets representing V.A.M.C. defeated the Newports, 18-8. By 1894, class baseball teams and rivalries within the Corps were

established. These Corps teams supplied players to the varsity squad.

Up to the early 1960s, most members of Virginia Tech's student body were in the Corps of Cadets. But, with or without life in the barracks, Virginia Tech baseball has had its share of success.

The 1915 club won the South Atlantic championship by posting a 21-0 record, the only undefeated season ever in the sport. The team captain, Skinny Bruce, hit a team-leading .474 and fielded 1,000 at his left field post, which earned him a trip to Washington to play with the Senators. In the Washington and Lee game that year, Tech was down 8-3 going into the ninth, but scored five runs to tie, including three on a home run by shortstop Jimmy Powell. The Hokies won in the 10th. A pitcher named Ernest King Bibb hurled a one-hit, 3-0 shutout of Hampden-Sydney to open the season and closed it with a two-hit, 1-0 blanking of Roanoke College to keep Tech's record perfect. "Boots" Williams knocked in the only run.

The first Tech team to reach the NCAA baseball playoffs was Coach Red Laird's 1954 club. Virginia Tech went 12-6 during the regular season and eliminated Clemson in the first round of the NCAA tournament by winning, 11-10, at Clemson



and knocking off the Tigers, 7-1, in Blacksburg. The team then traveled to Winter Park, Fla., where it lost, 3-0 and 9-3, to Rollins College to be dropped from the tournament. That Hokie squad was led by catcher Howie Wright, who batted .366 and stole 20 bases, and outfielder Leo Burke, who hit .333 and later went on to play for four major league teams, including the Chicago Cubs. Burke credited part of the team's success to a slick-fielding keystone combination of shortstop Bobby Scruggs and second-baseman Jimmy Clarke. Burke also talked of riding in station wagons to games and, as driver of one of the wagons, never failing to stop by the local Dairy Queen for ice cream.

The school's next sweet season came in 1969 when the Laird-coached Tech squad went 26-5 and was invited to the NCAA playoffs in Gastonia, N.C. There, the Hokies beat Furman before losing to Mississippi and North Carolina to finish with a 27-7 ledger. Senior pitcher Steve Pittman went 6-0 and Dean Hahn posted a 5-0 record and hit .367 while playing first base. Junior Eddy Oates went 7-2 on the mound and also hit .313. Outfielder Steve Rosson also swung a big stick for Tech, hitting .343.

The diamond Hokies' next trip to the NCAA tournament was in 1976 under Coach Bob Humphreys. Tech went 33-7 during the regular season and six

regulars, led by outfielder Sandy Hill at .351, batted over .300. Paul Adams supplied power with 10 homers and 55 RBIs. Wayne Shelton, the cornerstone of Humphreys' NCAA teams, swung a .321 stick. The Hokies lost two one-run games in the Atlantic Regionals, a 10-inning 7-6 loss to South Carolina and a 5-4 nail-biter to Furman.

Humphreys also coached Tech to one of the most remarkable runs in the history of college baseball. Building on the foundation of pitching and excellent defense, the 1977 Tech team reeled off a 31-game winning streak after beginning the year with a 3-7 start. Pitchers Mike Rhodes, Jim Puglisi



The 1892 baseball team was the first varsity sport team at Virginia Tech.



Tech coaches G.F. "Red" Laird (l) and Chuck Hartman are both members of the American Baseball Coaches Association Hall of Fame.

and Duke Dickerson carried the pitching load. Rick Wade, a team leader on and off the field, hit .312 for the Hokies and Dennis Duff hit .336. The '77 Hokies participated in the NCAA Mideast Regionals.

Humphreys stressed pitching and defense during his five-year stint as the Hokies' head coach and produced a .692 winning percentage. His teams stood in contrast to the power-hitting lineups that Coach Chuck Hartman coached in the early 1980s. Led by sluggers Franklin Stubbs, Billy Plante, George Canale and Trey McCoy, the Hammerin' Hokies took full advantage of the cozy confines of Tech Park during the decade of the 1980s. Stubbs hit 29 dingers for Tech in 1981 to lead the nation and tie the NCAA record at that time for home runs in a season. Loyal Hokie fans remember Stubbs as a mobile power hitter who just missed becoming the first 30-30 player in Division I history. The first baseman stole 34 bases in addition to his 29 homers, to lead the team to a 48-9 mark.

The next season, third baseman Jim Stewart, who hit 18 home runs and drove in 68 runs, joined Stubbs as an All-American. That 1982 Hokie nine became the first Tech team to win 50 games in a season

and had seven of its members — Stubbs, Stewart, Brian Rupe, Jay Phillips, Ray Perkins, Jimmy Foit and Mark Krynitsky, sign pro contracts. Coach Hartman's teams rolled up 398 wins in the 1980s, won 71 percent of their games and three times finished the season ranked in the Top 20. During the 1987 season, Hartman became Tech's winningest coach.

In 1989, Hartman and the Hokies moved to spacious English Field, a classy new baseball-only facility at the southwest corner of campus. The deeper fences of the new field would cause a decline in Tech's power numbers but not in the program's success.

The 1994 team was bumping along through a rebuilding year. Hartman's young team was 28-23 after concluding the regular season. Then, faster than you could say Brian Fitzgerald, the Hokies were champions and headed to the NCAA Tournament. Tech used outstanding pitching and solid defense to capture its first-ever Metro Conference Tournament title.

The Hokies were seeded sixth in the '94 Metro Tournament on the basis of their 8-9 record in conference play. The Tech nine met No. 3 seed South Florida in the first round. Fitzgerald, the team's

sophomore ace, pitched a two-hit, complete-game shutout as Tech won 2-0. Next came No. 2 seed Southern Mississippi. Third baseman Bo Durkac doubled, tripled and drove in two runs to lead the offensive attack, and Ron Preston pitched into the ninth inning as the Hokies won 6-4. Senior Rob Gibson continued Tech's mound heroics with a stellar performance against UNC Charlotte, the tournament's No. 1 seed. Gibson allowed just one hit in a 4-1 Tech win.

Tulane stalled Tech's drive to the title by knocking off the Hokies, 6-3, on the final day of the event in Louisville, Ky. The Green Wave's win set up a championship game between the two teams. Tulane jumped out to a 3-0 lead in the second inning of the title game, but the Hokies fought back. By the end of the fifth inning Tech had taken the lead, and Fitzgerald and reliever Charlie Gillian made it stand up for a 5-3 victory. The championship earned Tech a spot in the NCAA East Region where it


lost to Auburn and all-time NCAA strikeout leader John Powell, 7-0, and fell to The Citadel, 4-3.

Tech moved from the Metro to the Atlantic 10 Conference in 1996 and preceded to win conference titles and NCAA trips in three of its five seasons in the league. Catcher Barry Gauch led the Hokies to the A-10 tournament championship in 1997. Tech marched to the title with three straight wins, including two against defending champion UMass. The Hokies hit .364 as a team in the tourney and scored 38 runs, including 25 during the first three innings of their games. Tech never trailed during the three-day event. Gauch had three home runs and nine RBIs to win MVP honors.

The Hokies registered one of the biggest wins in school history at the NCAA South II Regional in '97 when they defeated 10th-ranked

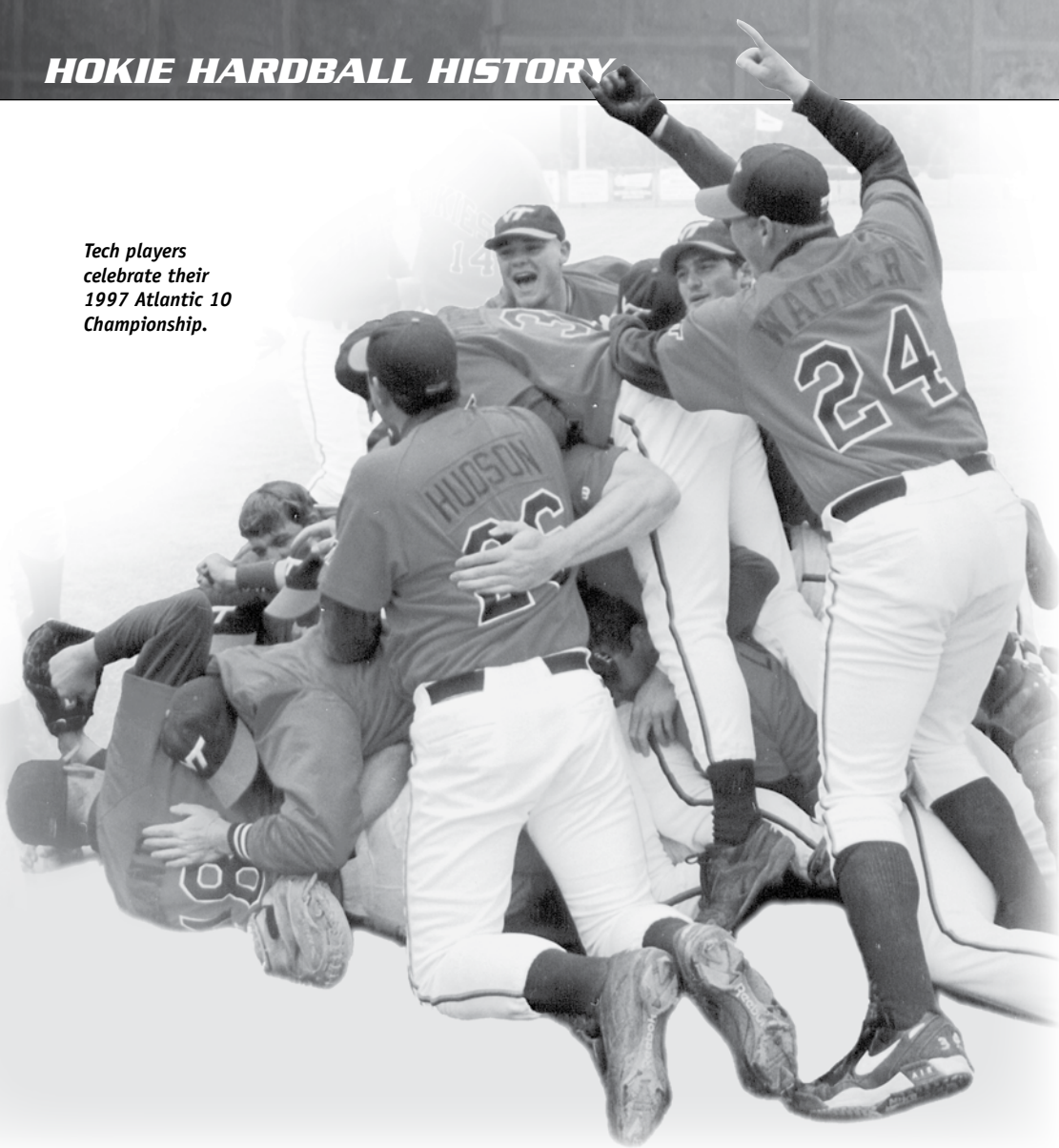
Southern Cal, 3-2. Senior

Matt Reynolds hit two solo home runs and junior pitcher Denny Wagner went the distance to spark the victory.



During the summer of 1981, Tech first baseman Franklin Stubbs helped the U.S. Baseball Federation All-Star team win two gold medals in international competition.

Tech players celebrate their 1997 Atlantic 10 Championship.



It was the Hokies' first-ever win over a Top 10 foe during NCAA tournament competition. The following year, the Trojans returned to win the College World Series and earn the national championship.

Tech won two games on the last day of the 1999 A-10 Championships to earn another NCAA regional trip. Tournament MVP Larry Bowles contributed 10 hits, 14 RBIs, two home runs and a 12-strikeout, complete-game pitching victory during the conference event. The Hokies repeated as champions again in 2000 behind an MVP performance by outfielder Addison Bowman.

The following year, Virginia Tech made another conference move, becoming full-time members of the BIG EAST. It didn't take Hartman and his Tech nine long to become comfortable in their new home. The Hokies

advanced to the finals of the BIG EAST championships during their first season in the league and shared the conference's regular-season title with Notre Dame in 2002.

Pitcher Joe Saunders, who posted three straight nine-win seasons during that stretch, became Tech's highest pick in the summer Major League Baseball amateur draft following the 2002 season. The Anaheim Angels took the junior left-hander with the 12th pick of the first round.

Another junior, outfielder Brad Bauder, also made headlines in 2002. Bauder had one of the greatest games in collegiate history when he went 8-for-8 against Georgetown, hitting for the cycle and contributing four home runs, seven runs scored, 14 RBIs and 23 total bases.

Up until the 1970s, the team was comprised mostly of members of the student body who had been recruited for

other sports or tried out for the baseball team of their own volition. Many baseball players were multiple-sport athletes. In 1902, future College Football Hall of Fame inductee Hunter Carpenter played on the gridiron in the fall and the diamond in the spring. In the 1930s, Al Casey starred in football, track and baseball. Harry Bushkar was recruited on a football scholarship in the early 1940s and played football, basketball and baseball before signing with the Yankees' organization. In the 1950s, Howie Wright was a standout catcher on Tech's 1954 NCAA baseball team and a star halfback on the Hokies' unbeaten and nationally-ranked 1954 football team.

During the 70s, Tech's baseball program was expanded and the head coach no longer doubled as the assistant football or basketball coach as men like Mac McEver and Red Laird had done for many years. With one sport to concentrate on and an increased budget, coaches Humphreys and Hartman were free to spend more time on the recruiting trails. The move paid off. Since 1974, when Humphreys began his five-year coaching stint, Tech baseball has averaged 33 wins a year and has had just three losing seasons.

Tech's longest conference affiliation began in 1921 when the Hokies became a charter



First-round draft pick Joe Saunders posted 27 wins in his three seasons at Tech.

member of the Southern Conference. During the early years, the conference was composed of most of the teams that now make up the Southeastern Conference and the ACC. Tech remained in the league until June 1965, when it withdrew to become an independent. The Hokies played baseball as an independent until joining the Metro Conference after the 1978 season.

When Tech joined the Southern Conference, the baseball team was still playing its home games on an area that was part of what is now the Drill Field. The area was first called Sheib Field, and later Gibboney Field. After it was re-graded and enlarged in 1909, it was tabbed Miles Field. In 1926, Miles Stadium was constructed behind the War Memorial Gym and became the home for football, track and baseball. It wasn't until 1955 that the baseball team got a home of its very own. Tech Park, which eventually became nestled between Cassell Coliseum and Lane Stadium, had both dugouts and home run fences. Coach Hartman believes the ball jumped out of Tech Park particularly well to right field and is an expert witness after coaching Stubbs, Plante, Canale and McCoy, all of whom hit more than 20 home runs in a single season.

One former Hokie who was still plying his craft in

the pros when Stubbs first started banging down the walls in Blacksburg was former Baltimore and Texas manager, Johnny Oates. Oates came to Tech looking for an education and a win over VMI. He left with a pro contract and a win over an Alabama team that had Kenny Stabler as a member. In fact, Oates' pro career may not have come to fruition if not for stern words from Coach Laird. After coming to Tech, Oates' playing weight ballooned from his normal 185 to 215. Oates remembered Laird summoning him to his office and asking the youngster in a sarcastic tone if Oates wanted to let a chance at a pro career slip away. After a winter of wrestling and running, Oates returned to his normal playing weight.

Oates played much of his sophomore season in 1966 with an injured heel. Before a home game with UNC that year, Laird struck a gentlemen's agreement with Tar Heel coach Walter Rabb, an old fishing buddy, that would allow a pinch-runner for Oates every time he reached base yet still allow the Tech standout to remain in the game as the catcher. During the first eight innings of the game, Oates walked three times and singled twice. His pinch-runner, Mike Knight, scored five times. In the bottom of the ninth inning, Oates hit a three-run homer to give the Hokies a 15-14 victory.



Johnny Oates starred for the Hokies in the mid-1960s and went on to become a major league player and manager.

There are other stories of what it was like to play baseball at Virginia Tech. Outfielder Wilson Bell never forgot being hit in the head by a fly ball and having his center fielder toss him a glove for 'noggin' use only. Chuck Hartman fondly remembers two streakers on a motorcycle zipping behind the outfield fence during a game at Tech Park.

There are plenty of baseball stories in these mountains, and with Virginia Tech now in the Atlantic Coast Conference and welcoming a new young coach to the helm, there are plenty more still to be written.

Special thanks to Ed Moore, who did the initial research and writing for this story in 1992.

Tech's early games were played on an area where the Drill Field is now located.



Erwin Renfer, p

Played at Tech in 1910 ... Appeared in one major league game for the Detroit Tigers in 1913.

Wally Shaner, of/inf

Was a member of the 1920 Tech team ... Went on to play on three different teams during four major league seasons before ending his career in 1929 ... Arrived in the majors in 1923 as a left fielder and third baseman with the Cleveland Indians ... Played two seasons with the Red Sox and one with the Reds ... Was a career .278 hitter in the majors.

Buddy Dear, 2b

Starred as a shortstop at Tech from 1925-27 ... Signed with the Washington Nationals and played in one major league game before an injury cut his career short in 1927.

Cloy Mattox, c

A member of Tech teams from 1927 through 1929 ... Made it


to the major leagues with the Philadelphia Athletics in '29, playing in three games.

Toby Atwell, c

Played on the 1943 Tech squad ... Did not show up in the majors until 1952 when he was 28-years old ... Spent five seasons in the big leagues, playing for three different teams ... Batted .290 for the Cubs in 1952 and carried a .289 batting average for the Pirates in 1954 ... Finished his career with the Milwaukee Braves in 1956.

Leo Burke, of/utility

A three-sport letterman at Tech who turned to pro baseball following his graduation in 1956 ... Played for the Baltimore Orioles in 1958 ... Also played for the Los Angeles Angels, St. Louis Cardinals and Chicago Cubs ... Saw action at every position except pitcher during his major league career, which lasted through the 1965 season.



Franklin Stubbs (r) started at first base for the 1988 World Champion Dodgers.

Johnny Oates, c/manager

Signed with the Baltimore Orioles in 1967 after his junior season at Tech ... Spent 11 seasons as a major league player with Baltimore, Atlanta, Philadelphia, Los Angeles and the New York Yankees before retiring in 1981 ... Managed Yankee AA and AAA teams to playoff berths in 1982 and 1983, respectively ... Took a position as the Chicago Cubs' bullpen coach in 1984 ... Moved to the Baltimore organization in 1988 ... Was named the Orioles' major league manager during the 1991 season ... Selected the American League Manager of the Year by *The Sporting News* in 1993 ... His 237-199 record from 1991-94 was the third-best in the American League for that span ... Signed a contract as manager of the Texas Rangers in October 1994 ... Earned American League Manager of the Year honors in 1996 after guiding the Rangers to the AL West championship.

Got his first call to the majors in April of 1984 ... Shared first base duties for the World Champion Dodgers in 1988 and started all five World Series games against Oakland that season ... Was traded to the Houston Astros prior to the 1990 season ... Set a Houston club record for home runs by a left-handed hitter with 23 ... Signed a three-year free agent contract with the Milwaukee Brewers in 1991 ... Joined the Atlanta Braves' organization after retiring as a player ... Spent five seasons as a roving hitting instructor for the Braves ... Hitting coach for the Myrtle Beach Pelicans past two years ... Named coach for the Mississippi Braves for 2007.

Mike Williams, p

Signed with the Philadelphia Phillies in 1990 after his junior year at Tech ... Was called to the majors during July of 1992 ... Pitched a three-hitter in his second major league start for a 9-3 victory against the Los Angeles Dodgers ... Split time between the majors and Triple-A in 1993 and '94 ... Appeared in 33 games for the Phillies in 1995, including eight starts ... Compiled a 3-3 record and 3.29 ERA ... Moved into the starting rotation in 1996 ... Signed as a free agent with Kansas City and



Leo Burke saw action at every position except pitcher during his major league career.

Franklin Stubbs, 1b/of

Was a first-round draft pick of the Los Angeles Dodgers in 1982 after his junior season at Tech ...


saw action on the AAA and major league levels in '97 ... Pitched in 37 major league games as a reliever for the Pittsburgh Pirates in '98, compiling a 4-2 record and 1.97 ERA ... Led the Pirates in saves with 23 during the 1999 season ... Made 72 appearances in 2000 posting 24 saves and a 3.50 ERA ... Had 22 saves for Pittsburgh in 2001 before being traded to the Houston Astros in August ... Finished with a 6-4 record, including a 4-0 mark with the Astros ... Re-signed with the Pirates ... Set a Pirates club record with 16 consecutive saves in 2001, then posted a club-record 46 saves in 2002 ... Pitched in the 2002 Major League All-Star game and was chosen for the game again in 2003 ... Posted 25 saves in 40 games for the Pirates in '03 before being traded to Philadelphia ... Had three saves for the Phillies as a setup man... Retired before the 2004 season.

George Canale, 1b


Passed up his senior year at Tech after he was picked in the sixth round of the 1986 draft by the Milwaukee Brewers ... Made his first appearance in the majors during September of 1989 ... Hit a home run in his second major league at bat ... Was called up again in 1990 ... Was traded to Montreal and then to Cleveland where he spent most of the 1992 and 1993 seasons at the AAA level.

Brad Clontz, p

Was drafted in the 10th round and signed by the Atlanta Braves in 1992 ... Named the Southern League Pitcher of the Year in 1994 after saving 27 games at Greenville and posting a 1.20 ERA ... Saved 11 more regular season games at Richmond and won the Rolands Relief Man award as the top reliever in the minor leagues ... Worked as a closer, then a



Lefty Joe Saunders was 7-3 for the Angels in 2006.



Mike Williams posted 46 saves for the Pittsburgh Pirates in 2002.

setup man during his major league rookie season in 1995 ... Finished with an 8-1 record, four saves and a 3.65 earned run average ... Led the National League in relief wins ... Was a setup man in '96 and led the National League in appearances with 81 ... Posted a 5-1 record, one save and a 3.75 ERA in 51 appearances during the 1997 season ... Signed with the Dodgers prior to the 1998 season ... Saw some major league action with LA in '98 and with the Pittsburgh Pirates in 2000.

Kevin Barker, 1b

A third-round draft pick of the Milwaukee Brewers following his junior season at Tech in 1996 ... Started 1999 at Triple-A and had 23 homers and 87 RBIs when he was called up to the majors in mid-August ... Played in 38 major league games for the Brewers, starting 29 ... Hit .282 with three doubles, three home runs and 23 RBIs ... Saw action in 40 games during the 2000 season, batting .220 with five doubles, two homers and nine RBIs ... Moved to the San Diego Padres organization and saw action in seven major league games in 2002 ... Appeared in 12


games for the Toronto Blue Jays in 2006, batting .235.

Brian Fitzgerald, p


Was drafted in the 20th round and signed by the Seattle Mariners in 1996 ... Was called to the majors during the 2002 season ... Pitched as a reliever in six games, working 6.1 innings ... Did not have a decision ... Retired from baseball in 2003.

Joe Saunders, p


The 12th overall pick in the 2002 draft by the Los Angeles Angels ... Was called to the majors in 2005 to start against the Toronto Blue Jays in October ... Pitched 7.1 innings allowing five hits and two runs ... Left the game with a lead but ended up with a no-decision ... Returned in September to pitch one game ... Started and pitched just two innings against Seattle allowing five hits and ending up with another no-decision ... Got 13 starts for the Angels in 2006, posting a 7-3 record and 4.71 ERA ... Struck out 51 and walked 29 in 70.2 innings.



Franklin Stubbs



Jim Stewart



George Canale

Franklin Stubbs, 1b
Hamlet, N.C.

As a sophomore in 1981, he became the first Tech baseball player to earn first-team All-America honors ... Was picked as the DH on the *All-America Baseball News* (now *Baseball America*) All-America squad and was a second-team choice at first base on the American Association of College Baseball Coaches' team ... Earned those honors by hitting .417, driving in 83 runs, stealing 34 bases and slugging 29 home runs ... Set nine school records and led the nation in home runs and slugging percentage (.969) ... The following season as a junior, he was named to *The Sporting News'* All-America team.


Jim Stewart, 3b/p
Seabrook, Md.

Was named as the first-team third baseman on the 1982 American Association of College

Baseball Coaches' All-America team following an outstanding senior season ... Led the team with a .404 batting average ... Contributed 88 hits (a school record at the time), 18 home runs and 68 RBIs ... Also aided the Tech cause as a short reliever, compiling a 4-1 record with four saves and a team-leading 2.31 earned run average.

George Canale, 1b
Roanoke, Va.

Led the nation in home runs with 29 as a junior (1986) on the way to earning first team All-America honors from *Baseball America* and *The Sporting News* ... Led the team in hitting with a .373 average ... Also contributed 71 runs batted in, 76 runs scored and a team-high 47 bases on balls ... Established school career marks for home runs (76), total bases (502) and runs batted in (227) ... Considered Tech's top defensive first baseman.



Dee Dalton



Matt Griswold

Trey McCoy, lf
Virginia Beach, Va.

Earned third-team All-America honors from the American Association of Baseball Coaches as a sophomore in 1987 ... Hit .406 with 21 home runs, 66 RBIs and 48 bases on balls ... Led the team in 11 offensive categories ... Was named the University Division Player of the Year in the state of Virginia and led the Metro Conference in batting, home runs and RBIs.

Dee Dalton, ss
Roanoke, Va.

Named third team on the 1993 NCAA Division I All-America squad selected by *Collegiate Baseball* following his sophomore season ... Hit .341 and drove in 42 runs for the Hokies ... Led the team in home runs (14), triples (3), walks (38), runs scored (49) and slugging percentage (.665) ... Fielded .932 overall and .966 in Metro Conference games ... Carried a .459 batting average in league games with seven homers ... His

combined offensive and defensive skills rank him as one of the top shortstops in school history.

Kevin Barker, of
Mendota, Va.

A second-team pick as an outfielder on the 1996 *Baseball America* All-America team ... Was voted the Atlantic 10 Conference Player of the Year after finishing his junior season with a .361 batting average, 20 home runs and 62 runs batted in ... Led the team with 73 hits, 52 walks and a .492 on-base percentage ... Set a school single-season mark for triples with nine and became the Hokies' all-time leader in that category with 17 ... Started all 59 games in center field, committing just one error ... Was only the fifth Tech player to hit 20 homers in a season.

Charlie Gillian, p
Beckley, W.Va.

Finished the 1996 season among the national leaders in saves ... Named to the third-team Mizuno All-America squad selected by *Collegiate Baseball* ... Posted a



Trey McCoy




Dee Dalton



Kevin Barker



Charlie Gillian



Matt Griswold



Barry Gauch

Tech single-season record 14 saves to go with a 2-1 record and 1.98 earned run average ... Registered 35 strikeouts in 27.1 innings, while walking just eight batters ... Opponents hit just .186 against the right-handed junior during his 31 appearances.

Matt Griswold, of
Severna Park, Md.

The fourth sophomore to earn All-America honors at Tech during Coach Chuck Hartman's tenure ... Was named to the third team of the 1997 American Baseball Coaches' Association All-America squad ... Finished the season with a team-leading .408 batting average ... Contributed 69 runs batted in and 13 home runs ... Also led the team in walks (49) and on-base percentage (.527) ... Put together a 29-game hitting streak during the season.

Barry Gauch, c
Woodbridge, Va.

Was selected third-team All-America by the American Baseball Coaches' Association following his senior season in 1999 ... Batted .374 that season and led the team in runs batted in with 61 ... Also topped the Hokies in hits (85), multiple-hit games (28) and multiple-RBI games (17) ... He contributed 17 doubles, three triples and 10 home runs ... Named first-team All-Atlantic 10 and was selected to the A-10 All-Championships team.

Larry Bowles, p/1b
Boones Mill, Va.


Named third-team All-America as a sophomore in 1999 by both *Collegiate Baseball* (Louisville Slugger TPX team) and



In 2003, Matt Dalton became the first pure relief pitcher ever to earn first-team All-BIG EAST honors.




Larry Bowles



Matt Dalton



Marc Tugwell



Marc Tugwell

the National Collegiate Baseball Writers ... The MVP of the Atlantic 10 Baseball Championships ... Posted a 10-3 pitching record with a 4.27 earned run average and a team-leading 106 strikeouts in 105.1 innings ... Also played first base and led the team in batting (.390), home runs (14), extra-base hits (34) and slugging (.700) ... Drove in 58 runs and put together a 27-game hitting streak.

Matt Dalton, P
Monroeville, Pa.

A member of the 16-man first team of the 2003 National Collegiate Baseball Writers Association All-America team ... Also named third team on the 2003 American Baseball Coaches Association/Rawlings A-A squad ... Did not surrender a run during his first 26 appearances of the season ... Finished with a 0.76 earned run average ... Posted a 3-1 record and tied a school single-season mark for saves with 14 ... Pitched 35

2/3 innings during 29 appearances ... Allowed just 16 hits, only one of which went for extra bases ... Struck out 28 batters and walked just six ... Became the first pure relief pitcher to be named first-team All-BIG EAST.

Marc Tugwell, 2B
Springfield, Va.

Was picked second team All-America by both the American Baseball Coaches Association and *Collegiate Baseball* following the 2003 season ... Named the BIG EAST Co-Player of the Year after batting a team-leading .398 and fielding .981 ... Also led the team in at bats (226), runs (64), hits (90), doubles (17) and slugging percentage (.580) ... Was second on the squad in runs batted in (59), stolen bases (16) and on-base percentage (.445) ... Committed just six errors in 308 total chances ... A two-time All-BIG EAST selection at second base.

Southern Conference:

Virginia Tech was a charter member of the Southern Conference when it formed in 1921 and remained a member until the spring of 1965 when it withdrew to become an independent. Following is a list of Tech's All-Southern Conference baseball players from 1952-1965: **1952**, First Team: Tom Bryant, of; **1954**, First Team: Bobby Scruggs, ss; Leo Burke, of; Howie Wright, c; Jim Beard, p; **1955**, First Team: Bobby Scruggs, ss; Leo Burke, of; Howie Wright, c; Grover Jones, p; **1956**, First Team: Leo Burke, of; Second Team: Welford Lucy, 1b; Jimmy Clarke, 2b; **1957**, Second Team: Dave Kuhn, of; Bobby Wolfenden, of; **1958**, First Team: Dave Kuhn, of; **1959**, Second Team: Jimmy Graves, 3b; Dickie Snead, of; Travis Poole, of; **1960**, First Team: Dickie Snead, of; Second Team: Jimmy Graves, p; **1961**, First Team: Eddie Hite, 2b; Lee Melear, p; **1962**, Second Team: Eddie Hite, 2b; Lee Melear, p; Sam Jenkins, p; **1963**, First Team: Tom Green, of; Dave Blake, of; Lee Melear, p; Second Team: Larry Lawson, c; **1964**, none; **1965**, Second Team: M.H. Herndon, of.



Kevin Barker was the 1996 Atlantic 10 Player of the Year.

Metro Conference:

Tech competed as a member of the Metro Conference from 1978-79 through 1994-95. **1979**, First Team: Dave Grier, p; Harold Williams, 1b; **1980**, First Team: Mike Rhodes, p; Jay Phillips, 3b; Second Team: Franklin Stubbs, 1b; Joe Mitchell, of; **1981**, First Team: Paul Levy, p; Franklin Stubbs, 1b; Brian Rupe, of; Andy Aldrich, dh; **1982**, First Team: Ray Perkins, p; Jim Stewart, 3b; Brian Rupe, of; Franklin Stubbs, 1b; Mark Krynitsky, c; **1983**, First Team: Rick Knapp, p; Tim Buheller, of;

1984, First Team: Billy Plante, 3b; Bean Stringfellow, p; HM: Shaun Sullivan, of; Budgie Clark, 2b; John Bowler, dh; **1985**, First Team: Shaun Sullivan, of; Tim Buheller, of; Chuck Boyle, utl; Billy Plante, 3b; George Canale, 1b; Bean Stringfellow, p; **1986**, First Team: George Canale, 1b; Trey McCoy 3b; Tim Buheller, cf; Doug Basse, of; David Potts, p; **1987**, First Team: Brad DuVall, p; Trey McCoy, of; Casey Waller, 3b; **1988**, First Team: Brad DuVall, p; Len Wentz, 2b; Trey McCoy, of; Mike Conte, of; Randy Berlin, dh; **1989**, First Team: Mike Williams, p; Len Wentz, 2b; Casey Waller, 3b; Mike Conte, of; Craig Blum, utl; **1990**, First Team: Len Wentz, 3b; Rod Emmons, of; Second Team: Mike Williams, p; **1991**, First Team: Martin Agee, 2b; David Dallas, ss; Les Jennette, utl; Second Team: Steve Render, of; **1992**, First Team: David Dallas, 2b; Les Jennette, dh; Steve Render, of; Second Team: Brad Clontz, p; J. R. Hawkins, of; **1993**, First Team: J.R. Hawkins, of; Second Team: Dee Dalton, ss; Bo Durkac, 3b; **1994**, First Team: Bo Durkac, 3b; Second Team: Charlie Gillian, p; **1995**, First Team: Mike Terhune, 2b; Bo Durkac, 3b; Kevin Barker, of; Second Team: Charlie Gillian, p; Josh Herman, c.


Metro

All-Tournament Players:

1979, Dave Richardson, of; **1980**, Jim Stewart, of; 1981, Franklin Stubbs, 1b; Andy Aldrich, dh; **1982**, Jim Stewart, 3b; Jimmy Foit, ss; Mark Krynitsky, c; **1983**, Budgie Clark, 2b; **1984**, Billy Plante, 3b; George Canale, dh; Rodney Brooks, p; **1985**, Chuck Boyle, c; Peery Agee, dh; Dell Curry, p; **1987**, Alan El-Amin, of; Brian Henderson, ss; Joe Vieni, c; **1989**, Mike Conte, of; **1990**, Len Wentz, 3b; **1992**, Mike Reedy, of; Denny Hedspeth, c; **1994**, Brian Fitzgerald (MVP), p; Josh Herman, dh; **1995**, Brian Fitzgerald, p; Kevin Barker, of.

Atlantic 10 Conference:

The Hokies played in the Atlantic 10 Conference from 1995-96 through 1999-00. **1996**, First Team: Kevin Barker, of (Player of the Year); Second Team: Josh Herman, c; Sean Hummel, p; **1997**, First Team: Kevin Kurilla,



Lefty Pat Pinkman was the Atlantic 10 Rookie of the Year in 1998.

ss; Denny Wagner, p; Second Team: Matt Griswold, of; **1998**, First Team: Matt Griswold, of (Player of the Year); Second Team: Addison Bowman, 3b; Barry Gauch, c; Eric Shiflett, of; Jon Hand, p; **1999**, First Team: Barry Gauch, c; Matt Griswold, of; Second Team: Larry Bowles, p/1b; Jason Bush, p (Rookie of the Year); **2000**, First Team: Jed English, dh; Joe Saunders, p; Second Team: Addison Bowman, of.

Atlantic 10

All-Tournament Players:

1996, Jon Hand, p; Brian Fitzgerald, p; Austin Rappé, of; Josh Herman, c; **1997**, Barry Gauch, c (MVP); Randy Martin, 2b; Kevin Kurilla, ss; Matt Griswold, of; Denny Wagner, p; **1998**, Randy Martin, 2b; Jon Hand, p; Barry Gauch, c; **1999**, Larry Bowles, p/1b (MVP); Barry Gauch, c; Addison Bowman, ss; John West, 3b; Matt Griswold, of; Pat Pinkman, p; **2000**, Addison Bowman, of (MVP); Chad Foutz, 3b; Jed English, c/dh; Jason Bush, p.

BIG EAST Conference:

Virginia Tech competed as a member of the BIG EAST Conference from 2000-01 through 2003-04. **2001**, Second Team:

John West, 1b; Addison Bowman, 3b; Brad Bauder, of; Joe Saunders, p; Third Team: Spencer Harris, ss; **2002**, First Team: Marc Tugwell, 2b; Spencer Harris, ss; John West, 3b; Joe Saunders, p; Third Team: Brad Bauder, of; Wyatt Toregas, utl; **2003**, First Team: Marc Tugwell, 2b (Co-Player of the Year); Chris Stanton, 3b; Wyatt Toregas, c; Matt Dalton, p; Third Team: Spencer Harris, ss; **2004**, First Team: Sean O'Brien, 1b; Second Team: Chris Stanton, 3b; Josh Biber, p; Third Team: Warren Schaeffer, ss.



Catcher Barry Gauch led Tech to the 1997 A-10 Tournament title, winning MVP honors along the way.

Coaches, Captains, Records

Year	W- L- T	Pct.	Coach	Captain
1892	2- 0- 0	1.000		
1893	0- 1- 0	.000		
1894	NO TEAM			
1895	3- 2- 0	.600	J. McJames	T.E. Dashiell
1896	3- 8- 0	.273	R.S. Wilkins	W.H. Rasche
1897	9- 6- 0	.600	Lipep	E.H. Herbert
1898	3- 3- 0	.500		R.S. Wilkins
1899	NO TEAM			
1900	6- 5- 0	.546	Dr. A.B. Morrison	W.F. Bell
1901	5- 3- 0	.625	Dr. A.B. Morrison	J.D. Burrell, H. Carpenter
1902	4- 2- 0	.667		C.H. Carpenter
1903	8- 4- 0	.667	Orth	J.F. Ware, C.P. Miles
1904	6- 5- 0	.546	R.R. Brown	W.C. Walsh
1905	6- 5- 0	.546	Dr. Knox	R.B. Tinsley, S.H. Lee
1906	5- 3- 0	.625	S.S. Eckerstone	E.S. Sheppard
1907	5- 8- 0	.385	S.S. Eckerstone	
1908	3- 4- 1	.437	C.P. Miles	E.S. Sheppard
1909	11- 6- 0	.647	R.M. Brown	A.D. Austin
1910	10- 7- 0	.588	Branch Bocock	T.P. Hicks
1911	13- 7- 1	.619	Branch Bocock	Richard Fuqua
1912	9- 9- 0	.500	L.W. Reiss	F.H. Legge
1913	3- 3- 0	.500	C.P. Miles	P.R. Evans
1914	15- 4- 1	.775	Branch Bocock	Albert L. Jones, Jr.
1915	21- 0- 0	1.000	R.B. Prince	F.W. Bruce
1916	9- 4- 0	.692	W.G. Breintenstein	E.K. Bibb
1917	9- 1- 0	.900	W.G. Breintenstein	L.M. Gaines
1918	8- 4- 0	.667	Charles A. Bernier	J.E. Old
1919	12-13- 0	.480	Charles A. Bernier	Charles Whitmore
1920	16- 6- 0	.727	Charles A. Bernier	P.C. Brooks
1921	17- 9- 1	.648	W.L. Younger	R.W. Harvey
1922	7-10- 2	.400	W.L. Younger	J.G. Wallace
1923	7- 8- 0	.467	W.L. Younger	D.H. Rutherford
1924	10- 6- 1	.617	George S. Kircher	D.H. Rutherford
1925	5-11- 2	.333	George S. Kircher	C.G. Thomas, Jr.
1926	13- 6- 1	.675	George S. Kircher	C.L. Crummett, Jr.
1927	11- 4- 0	.733	George S. Kircher	P.S. Dear
1928	4- 7- 0	.364	George S. Kircher	D.M. Alexander
1929	9- 6- 0	.600	George S. Kircher	Clay M. Mattox
1930	13- 2- 1	.844	George S. Kircher	James A. Coffey
1931	7- 7- 2	.500	George S. Kircher	R.M. Mapp, N.C. Bibb
1932	5- 7- 0	.417	George S. Kircher	S.E. Hardwick, Jr.
1933	6- 6- 0	.500	H.M. McEver	R.W. Sutton
1934	6-11- 1	.361	H.M. McEver	Wilson Bell
1935	4-15- 0	.211	H.M. McEver	Paul V. Kelsey
1936	8- 8- 0	.500	H.M. McEver	Joe Russell
1937	12- 8- 0	.600	H.M. McEver	Ray Thompson
1938	4-10- 0	.286	H.M. McEver	M.A. Cregger
1939	1-14- 0	.067	H.M. McEver	Frank Pierce
1940	7- 5- 0	.583	G.F. Laird	M.R. Cobb
1941	6-10- 0	.375	G.F. Laird	W.A. Trice
1942	10- 5- 1	.656	G.F. Laird	W.J. Henderson
1943	4- 8- 0	.333	G.F. Laird	Joseph Moody
1944	9- 4- 0	.692	H.M. McEver	Henry Caravati, Phillip DeLisi
1945	10- 4- 0	.714	G.S. Proctor	Andrew M. Dreelein, J.F. Lucas
1946	8-11- 0	.421	G.S. Proctor	John J. Kozelski, Jr.
1947	11- 6- 0	.647	G.S. Proctor	Frank B. Poole
1948	14- 8- 1	.630	G.F. Laird	Joe Foltz
1949	10-11- 0	.476	G.F. Laird	Bill Kean
1950	13- 9- 0	.591	G.F. Laird	Ralph C. Beard
1951	8-11- 0	.421	G.F. Laird	Sterling Wingo
1952	4- 9- 0	.308	G.F. Laird	Ed Pierce
1953	6- 7- 0	.462	G.F. Laird	
1954	14- 8- 0	.636	G.F. Laird	
1955	13- 8- 0	.619	G.F. Laird	Jimmy Clark
1956	9-12- 0	.429	G.F. Laird	
1957	9-12- 0	.429	G.F. Laird	
1958	9-11- 1	.452	G.F. Laird	
1959	12- 7- 0	.632	G.F. Laird	
1960	10- 9- 0	.526	G.F. Laird	
1961	9-15- 0	.375	G.F. Laird	Eddie Hite
1962	11- 6- 0	.647	G.F. Laird	Eddie Hite
1963	14- 7- 0	.667	G.F. Laird	
1964	12-10- 0	.545	G.F. Laird	



Virginia Tech's 1915 team posted an unblemished 21-0 season record.

Year	W- L- T	Pct.	Coach	Captain
1965	10-13- 0	.435	G.F. Laird	
1966	10- 6- 0	.625	G.F. Laird	
1967	14-10- 0	.583	G.F. Laird	William Gordon, Bobby Kramer
1968	17- 9- 1	.649	G.F. Laird	
1969	27- 7- 0	.794	G.F. Laird	
1970	15-11- 0	.577	G.F. Laird	
1971	16-10- 0	.615	G.F. Laird	Wayne Javins
1972	15-11- 0	.577	G.F. Laird	John Van Arnhem
1973	15-10- 0	.600	G.F. Laird	Howard Thomas
1974	15-15- 0	.500	Bob Humphreys	
1975	26-10- 0	.722	Bob Humphreys	
1976	33- 9- 0	.786	Bob Humphreys	
1977	34- 9- 0	.791	Bob Humphreys	
1978	27-17- 0	.614	Bob Humphreys	
1979	28-14- 0	.667	Chuck Hartman	Scott Atkins, Steve Dodd
1980	30-18- 0	.625	Chuck Hartman	Chip Smith, Mike Preisser, Andy Aldrich
1981	48- 9- 0	.842	Chuck Hartman	Andy Aldrich, Paul Levy, Mark Krynetsky
1982	50- 9- 0	.847	Chuck Hartman	Mark Krynetsky
1983	34-14- 0	.708	Chuck Hartman	Wayne King, John Patton
1984	41-17- 0	.707	Chuck Hartman	Todd Trickey, Chuck Boyle
1985	50-16- 1	.754	Chuck Hartman	Chuck Boyle
1986	38-21- 0	.644	Chuck Hartman	George Canale, Joe Vieni
1987	32-16- 1	.663	Chuck Hartman	Joe Vieni, Jon Hartness, Greg Mance
1988	40-20- 0	.667	Chuck Hartman	Alan El-Amin, Jimmy Hunt
1989	35-22- 0	.614	Chuck Hartman	Mike Conte, Len Wentz
1990	36-22- 0	.621	Chuck Hartman	Len Wentz, Mike Williams
1991	24-30- 0	.444	Chuck Hartman	Tim Fenn, Shaun Thomas
1992	34-17- 1	.663	Chuck Hartman	Steve Render, David Dallas
1993	34-15- 0	.694	Chuck Hartman	J.R. Hawkins, Mike Reedy, Justin Dobson
1994	32-26- 0	.552	Chuck Hartman	Justin Dobson, Denny Hedspeth
1995	34-24- 0	.586	Chuck Hartman	Bo Durkac, Braxton Bell
1996	35-24- 0	.593	Chuck Hartman	Josh Herman, Sean Hummel
1997	34-28- 0	.548	Chuck Hartman	Kevin Kurilla, Kris Turberville
1998	28-22- 2	.558	Chuck Hartman	Jon Hand, Matt Lichtel, Barry Gauch
1999	42-17- 0	.712	Chuck Hartman	Randy Martin, Barry Gauch, Eric Shiflett
2000	34-25- 2	.576	Chuck Hartman	Gray Hodges, Christian Simmers
2001	29-28- 1	.509	Chuck Hartman	Addison Bowman, Christian Simmers
2002	33- 26- 0	.559	Chuck Hartman	Chip Runyon, Brian Copeland
2003	34-23- 0	.596	Chuck Hartman	Spencer Harris, Brad Bauder
2004	29-27- 0	.518	Chuck Hartman	Josh Biber, Jed English
2005	23-28- 0	.451	Chuck Hartman	Chris Stanton, Jake Chaney
2006	20-33- 0	.377	Chuck Hartman	Nicky Bowers, Ryan Kennedy

Opponents Through 113 Seasons

Team	First	LAST MEETING	SERIES
	Meeting	Year Score	
Akron	1953	1953 11-8	1 0
Alabama	1955	1967 6-5	3 10
Appalachian St.	1974	2006 5-4	21 11
Armstrong St.	1975	1975 7-3	2 0
Atlantic Christian	1979	1979 5-2	1 0
Auburn	1994	1994 0-7	0 1
Belmont	1978	1978 4-1	1 0
Bluefield State	1987	1987 20-1	1 0
Boston College	2001	2006 7-9(10)	7 9
Bowling Green	1998	1998 13-9	1 0
Bridgewater	1909	1931 10-9	2 0
Brockport (N.Y.)	1972	1972 17-3	2 0
Brown	1969	1969 7-0	2 0
Buffalo State	1977	1977 14-2	1 0
Cal State Fullerton	2000	2000 6-8	0 1
Cal State Northridge	1991	1991 7-10	0 1
California St. (Pa.)	1979	1980 7-4	3 1
Campbell	1997	2006 7-8	13 7
Canisius	1977	1977 17-1	1 0
Carson-Newman	1975	1975 0-2 (12)	0 1
Castleton State	1963	1968 6-1	7 0
Central Michigan	1977	2001 5-6	0 3
Charleston Southern	1993	2003 8-6	3 2
Charlotte	1980	2006 3-14	20 15
Cincinnati	1979	1991 4-10	37 14
Citadel	1958	2002 12-3	8 7
* Clemson	1902	2006 3-7	19 24
Coastal Carolina	1988	1988 8-3	1 1
Colgate	1912	1928 10-11	1 3
College of Charleston	1993	1993 5-3	1 0
Columbus College	1986	1986 3-4	1 1
Concord	1919	1977 9-1	5 0
Connecticut	1976	2004 10-0	10 5
Cornell	1964	2003 8-2	3 1
Creighton	1991	1991 3-6	0 1
David Lipscomb	1978	1978 7-15	0 1
Davidson	1902	1982 9-3	27 6
Dayton	1996	2000 2-3	13 3
Delaware	1907	1948 6-7	4 4
Detroit Mercy	1992	1992 6-1	2 1
Duke	1907	2006 9-10	13 17
Duquesne	1996	2004 15-17	13 6
East Carolina	1957	2006 5-1	8 8
East Tennessee St.	1967	2005 3-5	30 16
Eastern Connecticut	1979	1979 4-3	1 0
Eastern Michigan	1968	1974 5-4	2 2
* Elon	1914	1988 5-6	14 10
* Emory & Henry	1898	1947 11-10	34 1
Evansville	1994	1999 7-3	4 0
Florida	1921	1977 4-9	1 1
Florida State	1967	2006 4-9	5 25
Fordham	1998	1998 1-3	1 3
Fresno State	1989	1995 8-0	2 1
Furman	1916	1989 3-5	11 11
* George Mason	1982	2005 0-2	15 13
George Washington	1948	2000 8-1	30 25
Georgetown	1919	2004 16-3	9 6
Georgia Southern	1917	1998 19-8	12 20
Georgia State	1980	1983 6-0	1 3
Georgia Tech	1980	2006 3-5	3 9
Gonzaga	1995	1995 0-5	0 1
* Hampden-Sydney	1896	1952 7-10	27 13
* High Point	1974	2005 6-5(12)	18 6
Hofstra	1999	1999 11-16	0 1
Holy Cross	1993	1995 14-0	2 0
Howard	1975	1998 16-3	60 5
Indiana	1980	1980 9-7	3 0
Indiana (Pa.)	1972	1972 6-2	2 0
* Indiana State	1991	1998 7-7	1 0
Iowa	1986	1986 5-3	1 2
James Madison	1978	2006 11-13	20 28
Johns Hopkins	1971	1971 29-2	2 0
Kansas State	1989	1989 6-3	1 0
Kent	1969	2003 16-5	6 3
Kentucky	1924	1969 9-2	4 3
King College	1897	1925 25-2	6 0
La Salle	1996	2000 11-8	11 2



Lloyd Murden tossed a no-hitter against NC State in 1929.

Team	First	LAST MEETING	SERIES
	Meeting	Year Score	
Lehigh	1908	1975 7-4	3 2
LeMoyn	2002	2002 10-15	1 1
Liberty	1979	2006 8-3	29 21
Loch Haven State	1975	1975 9-5	1 0
Long Island	2001	2001 11-0	2 0
Longwood	1981	2006 3-1	7 0
Louisville	1979	1995 6-2	45 12
Lynchburg College	1897	1946 9-4	13 2
Maine	1961	1997 2-9	3 3
Marietta	1967	1969 5-1	3 0
Marshall	1918	2006 9-4	23 8
* Maryland	1898	2005 4-5	12 29
Massachusetts	1969	2000 9-6	11 5
Memphis State	1979	1991 4-5	5 11
Mercer (Macon)	1983	1983 13-9	1 1
Methodist	1988	1988 2-9	0 1
Miami (FL)	2005	2006 4-10	0 6
Miami (O.)	1969	1999 8-2	3 2
Michigan	1997	1997 2-11	0 2
Michigan State	1951	1964 6-10	0 3
Milligan	1975	1978 3-1	7 0
Missouri	1989	1989 9-7	1 0
Morehead State	2003	2004 11-7	4 0
Morris-Harvey (U of C)	1973	1979 5-4	9 0
Navy	1938	2005 9-0	1 1
Nevada	1995	1995 9-12	1 1
Newberry	1977	1979 5-6	1 1
New Orleans	1988	1988 1-4	0 1
New York Tech	1988	1988 2-1	1 0
* North Carolina	1896	2006 4-12	22 44
North Carolina A&T	1981	1998 19-8	28 1
* NC State	1907	2006 7-6	16 25
Notre Dame	1955	2004 1-2	6 7
Old Dominion	1967	2002 1-2	55 17
Ohio	1942	2004 6-1	8 14

Team	First	LAST MEETING	SERIES
	Meeting	Year Score	
Ohio State	1955	1956 3-21	0 3
Ohio Wesleyan	1939	1948 8-3	1 2
Oklahoma	1978	1978 4-2	1 0
Oklahoma State	2004	2004 0-2	0 1
Oneonta State	1968	1985 15-3	11 0
Pembroke State	1973	1974 3-7	1 2
* Pittsburgh	1922	2004 11-12	6 10
Point Park	1982	1982 13-7(8)	3 0
Portland	1995	1995 3-4	0 1
Princeton	1929	1929 7-1	1 0
Purdue	1994	1998 8-11	2 2
Radford	1989	2006 16-6	26 9
Randolph-Macon	1895	1917 1-2	12 2
Rhode Island	1997	2000 12-0	5 1
* Richmond	1904	2006 9-6	68 72
Rider	1986	1986 12-10	1 1
Roanoke College	1893	1948 8-2	30 17
Rochester	1967	1967 17-5	2 0
Rollins	1954	2001 3-5	4 9
Rutgers	1910	2004 3-10	6 8
Savannah State	2005	2005 11-7	1 0
St. Bonaventure	1999	1999 12-10	3 0
St. John's	1998	2004 0-2	6 6
St. Joseph's	1999	1999 19-9	3 0
St. Louis	1979	1982 13-3	7 0
* Seton Hall	2001	2004 6-0	6 5
Shippensburg State	1973	1984 5-3	9 0
Siena	1999	1999 11-5	1 0
South Carolina	1902	1993 2-13	31 32
South Florida	1992	2004 4-3	7 11
S.E. Louisiana	1990	1990 1-9	0 1
S.E. Oklahoma	1978	1978 11-15	0 1
Southern California	1997	2000 3-8	1 2
Southern Connecticut	1960	1974 14-2	2 0
Southern Mississippi	1983	1995 3-2	12 16
Stetson	1980	2004 2-15	1 7
Syracuse	1925	1926 4-1	2 1
Temple	1996	1999 4-3	2 0
Tennessee	1902	2001 4-7	9 8
Toledo	1998	1998 4-3	1 0
Towson	1987	2006 9-5 (12)	7 0
Trevecca	1978	1978 8-3	1 0
Tulane	1979	1995 3-4	13 14
UNC Greensboro	1992	1993 7-5	4 1
UNC Wilmington	1988	2006 5-6	8 10
U.S. International (Cal.)	1989	1989 8-6	1 0
Vanderbilt	1978	1978 17-9	1 0
Vermont	1934	1934 8-6	1 0
Villanova	2001	2005 3-5	8 3
Virginia	1900	2006 7-11	74 76
Va. Commonwealth	1978	2006 10-4	39 26
* VMI	1897	2006 9-8	118 45
Wake Forest	1911	2006 5-13	28 34
* Washington & Lee	1897	1959 6-1	44 49
Washington State	1989	1989 1-6	0 1
West Georgia	1983	1983 3-2	1 1
* West Virginia	1905	2006 0-5	50 31
West Virginia Tech	1940	1947 14-4	3 0
* Western Carolina	1974	2002 5-1	10 5
Western Michigan	2002	2002 12-7	2 1
Westfield State	1981	1981 15-4	2 0
William & Mary	1914	2005 10-3	79 28
Wingate	1981	1985 7-5(12)	3 2
Winthrop	1998	1998 8-12	0 1
Wofford	1923	1948 8-9	1 1
Wyoming	1995	1995 7-3	1 0
Xavier	1996	2000 6-1	11 6
Others			97 69

*Ties: 3 with **Clemson**; 2 each with **Elon**, **North Carolina**, **N.C. State**; 1 each with **Indiana State**, **West Virginia**, **Emory & Henry**, **Hampden-Sydney**, **Maryland**, **Pittsburgh**, **Richmond**, **VMI**, **Washington & Lee**, **Western Carolina**, **High Point**, **George Mason**, **Seton Hall**.

Bold indicates this year's opponents.

Year-by-Year Scores: 1947-2006

Since Virginia Tech fielded its first baseball team in 1892, the Hokies have compiled an overall record of 1,830 victories, 1,229 losses and 26 ties in 113 seasons (no teams in 1894 and 1899) — a winning mark of 60 percent. Tech has suffered just three losing seasons over the past 40 years and has averaged 34 wins a season during the last 30 years. Following is a year-by-year look at Tech's results from 1947 to the present:

1947 (11-6)

VT Opp.

Lh	4-	5	Ohio Wesleyan
Wh	4-	1	Delaware
Lh	1-	5	Delaware
La	3-	8	Richmond
Wa	6-	3	William & Mary
Wh	14-	4	W. Va. Tech
Wh	10-	9	W&L
Wh	11-	10	Emory & Henry
Wh	12-	4	VMI
Wh	7-	1	Roanoke College
La	3-	4	Roanoke College
La	0-	6	W&L
La	5-	6	VMI
Wh	10-	4	Virginia
Wh	6-	3	William & Mary
Wh	7-	2	Hampden-Sydney
Wa	9-	6	Virginia

112- 81

1948 (14-8-1)

VT Opp.

Ta	8-	8	Clemson
La	8-	9	Wofford
Wa	5-	3	Davidson
Wh	7-	0	Hamilton
Wh	8-	3	Ohio Wesleyan
Wh	2-	0	West Virginia
Wh	8-	3	Delaware
Lh	6-	7	Delaware
Wa	9-	4	Hampden-Sydney
Lh	3-	7	W&L
Wa	8-	7	Richmond
Wa	3-	2	William & Mary
Wh	4-	3	Roanoke College
La	9-	10	Virginia
La	3-	8	Maryland
La	3-	4	George Washington
Wa	5-	1	VMI
Wh	5-	1	William & Mary
Wh	13-	2	Virginia
Wh	2-	1	VMI
La	3-	4	W&L
Wa	8-	2	Roanoke College
Lh	5-	8	Quantico

135- 97

1949 (10-11)

VT Opp.

La	6-	10	Catawba
La	0-	1	Catawba
Wh	5-	1	Hamilton
Wh	6-	3	Hamilton
Wh	4-	3	West Virginia
La	4-	12	North Carolina
Wa	6-	0	NC State
Wa	4-	3	Hampden-Sydney
La	2-	6	Richmond
La	3-	4	William & Mary
La	6-	7	Virginia
Wh	5-	4	Ohio
Lh	5-	8	William & Mary
Wh	11-	3	George Washington
Wh	5-	4	W&L
Lh	3-	6	North Carolina
Lh	3-	9	Richmond
Lh	5-	8	Hampden-Sydney
La	3-	5	W&L
Wh	8-	3	VMI
Wa	3-	2	VMI

97- 102

1950 (13-9)

VT Opp.

Wh	1-	0	MIT
Wh	11-	2	Ursinus
Wh	19-	13	West Virginia
Lh	2-	10	Ohio
Lh	8-	10	Ohio
La	9-	12	Hampden-Sydney
Wa	6-	5	Richmond
Wa	11-	1	William & Mary
La	4-	7	Maryland
La	1-	4	Virginia

Wh	15-	8	William & Mary
Wh	8-	6	W&L
La	0-	4	Quantico
Wa	12-	3	George Washington
Wh	9-	4	Hampden-Sydney
Wh	13-	1	VMI
Wh	9-	0	Virginia
Wh	2-	0	Maryland
Wa	6-	1	VMI
La	0-	1	W&L
Ln1	3-	4	Maryland
Ln1	0-	1	Clemson

149- 98

1951 (8-11)

VT Opp.

Lh	4-	17	Michigan State
La	3-	4	Virginia
Wh	2-	0	W&L
La	0-	4	Hampden-Sydney
La	0-	7	William & Mary
La	0-	3	Richmond
Wh	9-	0	VMI
Wh	10-	9	Richmond
Wh	8-	5	George Washington
Lh	5-	7	West Virginia
Wh	6-	2	West Virginia
Lh	1-	5	Hampden-Sydney
Wh	3-	2	William & Mary
Wh	7-	1	Virginia
Lh	10-	12	Maryland
La	0-	8	Maryland
La	1-	4	George Washington
La	5-	6	W&L
Wa	16-	1	VMI

90- 97

1952 (4-9)

VT Opp.

La	8-	9	Hampden-Sydney
La	6-	12	William & Mary
La	7-	8	Richmond
Lh	1-	2	W&L
Lh	2-	4	George Washington
Wa	3-	2	VMI
La	0-	1	Virginia
Wh	3-	2	Richmond
Lh	8-	11	William & Mary
La	7-	8	W&L
Lh	7-	10	Hampden-Sydney
Wh	10-	7	Virginia
Wh	2-	1	VMI

64- 77

1953 (6-7)

VT Opp.

Wh	11-	8	Akron
Lh	1-	5	George Washington
Wa	1-	0	Richmond
Lh	5-	7	William & Mary
La	6-	7	Virginia
La	1-	3	VMI
Wa	6-	1	W&L
Wh	5-	2	W&L
Wa	6-	3	VMI
La	1-	12	Maryland
La	1-	10	George Washington
Lh	3-	4	Virginia
Wh	7-	4	Richmond

54- 66

1954 (14-8)

VT Opp.

La	3-	5	Maryland
La	8-	11	George Washington
Wh	11-	4	W&L
Wh	8-	5	George Washington
Wa	9-	3	William & Mary
La	3-	4	Richmond
Lh	6-	1	Furman
Wh	5-	1	Furman
Lh	2-	3	Virginia
Wh	13-	10	Maryland
Wa	7-	1	Virginia
Wa	5-	2	VMI
La	1-	5	West Virginia
Wa	2-	1	West Virginia
Wh	11-	4	Davidson
Wh	10-	1	Richmond
Wa	9-	5	W&L
Lh	3-	5	VMI

NCAA REGIONAL

Wa	11-	10	Clemson
Wh	7-	1	Clemson
La	0-	3	Rollins
La	3-	9	Rollins

137- 94

1955 (13-8)

VT Opp.

La	3-	6	Rollins
Wn2	8-	4	Alabama
Ln2	0-	8	Ohio State
Wa	8-	5	Rollins
Lh	1-	9	Ohio
Wa	7-	2	Davidson
Lh	5-	7	Notre Dame

Wa	16-	3	William & Mary
La	2-	7	Richmond
Wa	14-	2	Maryland
La	6-	7	George Washington
Wa	7-	4	W&L
Wa	2-	0	Richmond
Wh	6-	4	William & Mary
Wh	7-	2	Virginia
Wh	9-	3	W&L
Lh	5-	6	George Washington
La	8-	9	VMI
Wa	9-	7	Virginia
Wh	7-	2	West Virginia
Wh	9-	3	VMI

139- 100

1956 (9-12)

VT Opp.

Ln2	6-	8	Ohio State
Ln2	3-	21	Ohio State
La	0-	6	Rollins
Wa	15-	8	Rollins
Lh	8-	14	Ohio
La	2-	4	Virginia
La	6-	7	Richmond
La	7-	9	W&L
La	4-	12	William & Mary
Wa	3-	2	VMI
Wh	7-	6	William & Mary
La	2-	3	West Virginia
La	2-	3	West Virginia
Lh	1-	12	Richmond
Wh	8-	7	W&L
Wh	4-	3	Davidson
Wh	11-	10	Davidson
Wh	9-	4	George Washington
Lh	4-	5	George Washington
Wh	19-	4	Virginia
Wh	11-	5	VMI

132- 153

1957 (9-12)

VT Opp.


La	4-	11	East Carolina
La	1-	3	East Carolina
Lh	3-	6	Furman
Lh	4-	10	George Washington
La	1-	8	VMI
Wa	4-	2	W&L
Wh	8-	7	West Virginia (10)
Wh	10-	8	West Virginia
Wh	7-	3	Virginia
La	1-	2	Richmond (12)
Wa	12-	1	William & Mary
Wa	7-	3	Davidson
Wa	4-	3	Davidson
Lh	4-	6	William & Mary
Lh	3-	4	W&L
Lh	1-	8	Wake Forest
Lh	4-	8	Marshall
Wh	7-	5	Richmond
Wh	4-	2	VMI
La	1-	5	Virginia
La	5-	9	George Washington

95- 114

1958 (9-11-1)

VT Opp.

La	4-	5	Wake Forest
La	1-	9	Wake Forest
Ta	7-	7	North Carolina (10)
Lh	3-	6	Ohio
Lh	8-	9	Citadel (13)
Wh	1-	0	Ohio
Wh	12-	3	New Haven
Wh	4-	3	William & Mary
Wh	7-	5	Wake Forest
Wa	3-	1	William & Mary
La	6-	14	Richmond
Wh	14-	2	W&L
La	1-	6	West Virginia
La	10-	13	West Virginia
Lh	5-	6	Virginia
Lh	3-	7	George Washington
Lh	4-	9	George Washington



Howie Wright helped Tech to its first NCAA baseball appearance in 1954.

Wh	13-	5	Davidson
Wh	18-	1	Davidson
Lh	5-	11	Richmond
Wh	5-	4	Furman (10)

134- 126

Lh	1-	2	George Washington
Wh	10-	4	VMI
Wh	9-	7	Virginia

143- 97

1961 (9-15)

VT Opp.

La	4-	14	Alabama
La	3-	16	Alabama
La	5-	20	Alabama
La	1-	4	Alabama
La	3-	15	Alabama
La	2-	12	Alabama
Lh	2-	8	Ohio
Wh	3-	0	West Virginia
Lh	3-	6	West Virginia
La	10-	17	Virginia
Wh	1-	0	Maine
La	2-	3	William & Mary
Wa	2-	1	Richmond
La	5-	6	Davidson
Wa	11-	8	Davidson
Wa	5-	2	Citadel
Wh	13-	6	William & Mary
Wh	21-	5	Wake Forest
La	2-	10	George Washington
Wh	9-	1	Richmond
Wh	7-	1	George Washington
Lh	2-	3	VMI
Lh	0-	2	Furman
La	0-	2	Wake Forest

116- 162

1959 (12-7)

VT Opp.

Lh	2-	9	Ohio
Wh	4-	3	Ohio
Wa	12-	10	Furman
Wa	11-	2	Furman
La	5-	8	Wake Forest
La	2-	3	VMI
Wa	5-	1	William & Mary
La	6-	7	Richmond
Wa	9-	5	Davidson
Wa	7-	2	Davidson
Wh	6-	3	William & Mary
Wh	6-	1	W&L
Lh	1-	7	West Virginia
Wh	7-	6	West Virginia
Wa	9-	3	Virginia
La	2-	6	George Washington
Wh	11-	6	Richmond
Lh	3-	6	George Washington
Wh	12-	9	VMI

120- 97

1960 (10-9)

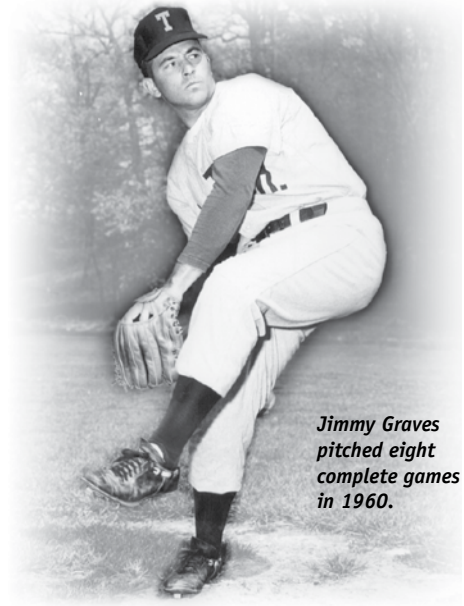
VT Opp.

Ln3	6-	7	Springfield (10)
Ln3	2-	17	Michigan St.
La	3-	8	Wake Forest
Wh	4-	0	So. Connecticut St.
Wh	32-	8	Marshall
Wa	8-	5	William & Mary
La	5-	6	Richmond
Wa	8-	0	VMI
Lh	3-	7	Furman
Lh	1-	4	Furman
Wh	13-	0	William & Mary
Wa	6-	1	West Virginia
La	3-	4	West Virginia
Wa	8-	1	George Washington
Wh	17-	11	Davidson
Lh	4-	5	Richmond

1962 (11-6)

VT Opp.

Wa	2-	1	Alabama
La	4-	12	Alabama
Wa	4-	3	North Carolina
La	1-	3	George Washington
Wa	7-	2	Wake Forest
Wh	3-	2	William & Mary
Wh	9-	0	Virginia (for.)
Wh	10-	4	George Washington
Lh	7-	8	VMI
La	0-	4	Richmond
Wa	11-	1	William & Mary
La	0-	4	VMI



Jimmy Graves pitched eight complete games in 1960.

YEAR-BY-YEAR SCORES

Wh	10-	3	Richmond
Wh	9-	5	Citadel
Wa	3-	1	Furman
La	0-	1	West Virginia
Wa	3-	2	West Virginia (10)
	77-	56	

1963 (14-7)

VT Opp.			
La	2-	3	Alabama (10)
La	2-	3	Alabama
La	0-	1	North Carolina
Wh	13-	7	Maine
Lh	2-	4	Maine
Wa	7-	3	Wake Forest
Wa	4-	0	George Washington
Wh	10-	6	Castleton St.
Wh	11-	5	Castleton St.
Wa	1-	0	Davidson
Wa	6-	4	Davidson
Wh	8-	7	William & Mary
Wa	8-	4	William & Mary
Wa	15-	2	Richmond
Wa	6-	4	Citadel
Wa	5-	4	VMI
Wh	4-	3	VMI
Lh	4-	13	Wake Forest
Lh	3-	4	George Washington
Lh	3-	8	North Carolina
Wh	4-	3	Richmond
	118-	88	

1964 (12-10)

VT Opp.			
Lh	6-	10	Michigan St.
Wh	8-	7	Cornell
Wh	10-	4	Maine
La	0-	6	North Carolina
Wa	1-	0	George Washington
Wa	8-	0	George Washington
Wh	6-	2	Davidson
Wh	8-	5	Davidson
Lh	5-	7	Wake Forest
Wh	11-	9	Wake Forest
Wh	2-	0	William & Mary
La	2-	4	VMI
La	5-	9	Furman
La	1-	4	Furman
Lh	1-	8	Citadel
Wa	7-	1	William & Mary
La	1-	7	Richmond
Wa	7-	0	West Virginia
La	4-	5	West Virginia (10)
Wh	8-	6	VMI
Wh	7-	5	Richmond
Lh	6-	9	North Carolina
	117-	117	

1965 (10-13)

VT Opp.			
La	2-	7	North Carolina
Wa	16-	14	North Carolina
Lh	3-	6	George Washington
Wh	3-	1	George Washington
Wa	8-	6	Wake Forest
Wh	8-	3	Castleton St.
Wh	6-	1	Castleton St.
Lh	3-	7	Wake Forest
Wh	7-	4	William & Mary
La	1-	2	VMI
La	5-	9	Richmond
Wa	6-	4	William & Mary
Wa	3-	1	Davidson
La	4-	5	Davidson
Lh	5-	7	West Virginia
La	3-	4	West Virginia
Wh	6-	5	VMI (12)
Lh	7-	13	Furman
Lh	0-	1	Furman
Lh	8-	10	Richmond
La	2-	4	Citadel
La	4-	5	Citadel
Wh	4-	0	North Carolina
	114-	119	

1966 (10-6)

VT Opp.			
La	0-	11	Clemson
La	6-	9	Clemson
La	1-	4	South Carolina
La	2-	3	North Carolina
Wa	4-	2	North Carolina
Wa	7-	1	Virginia
Wh	16-	0	Castleton St.
Wh	7-	1	Castleton St.
Wh	2-	0	William & Mary
Wa	4-	0	VMI
Wa	9-	8	Wake Forest
La	2-	7	Richmond
La	1-	8	Richmond

Wh	6-	5	VMI (10)
Wh	11-	0	Wake Forest
Wh	15-	14	North Carolina
	93-	73	

1967 (14-10)

VT Opp.			
La	2-	4	Georgia Southern
La	2-	6	Georgia Southern
La	2-	7	Florida State
Wn4	3-	2	Springfield
Ln4	0-	9	Alabama
Wn4	6-	5	Alabama
Wh	2-	0	Marietta
Wh	4-	2	Rochester
Wh	17-	5	Rochester
Wh	21-	0	Castleton St.
Wh	15-	5	Castleton St.
Wa	2-	0	Richmond
Wh	5-	4	William & Mary
Wh	5-	3	East Tenn. State
Wa	4-	2	Old Dominion
La	0-	6	William & Mary
Wh	6-	3	Old Dominion
La	4-	5	VMI (11)
La	4-	12	East Tenn. State
Lh	0-	4	North Carolina
Lh	2-	3	North Carolina
Lh	1-	6	Clemson
Wh	4-	2	Clemson
Wh	4-	0	VMI
	115-	95	

1968 (17-9-1)


VT Opp.			
Ln5	5-	6	Kentucky
Wa	3-	1	Georgia Southern
Wn5	2-	1	Kentucky
Wa	5-	4	Georgia Southern
Ln5	1-	5	Kentucky
La	0-	12	Georgia Southern
Wa	6-	2	Clemson
La	1-	2	Clemson
Wh	5-	1	Marietta
Wh	6-	1	Castleton St.
Wh	7-	0	Ooneonta St.
Lh	3-	6	E. Michigan (11)
Lh	6-	10	William & Mary
Wh	2-	0	Wake Forest
Wh	12-	2	Wake Forest
Wh	20-	0	Virginia
Wh	4-	0	Old Dominion
Wh	2-	1	Georgia Southern
La	2-	5	North Carolina
Ta	2-	2	Richmond
Wh	6-	3	East Tenn. State
Lh	3-	10	East Tenn. State
Wa	6-	3	Old Dominion
La	1-	5	William & Mary
Wh	14-	2	VMI
Wh	5-	0	North Carolina
Wa	4-	2	VMI
	135-	86	

1969 (27-7)

VT Opp.			
Wa	6-	1	South Carolina
Wn5	5-	1	Kentucky
Wa	4-	3	Georgia Southern
Wn5	9-	2	Kentucky
Wa	3-	0	Georgia Southern
La	4-	5	Clemson
Wn6	9-	6	Kent State
La	4-	5	Clemson
Wn7	12-	4	Massachusetts
Wa	5-	0	North Carolina
Wh	7-	3	Brown
Wh	7-	0	Brown
Wh	7-	3	Eastern Michigan
Wh	5-	1	Marietta
Wh	15-	4	Ooneonta St.
Wh	6-	3	VMI
Wh	7-	0	Richmond
Wa	12-	6	Old Dominion
Wa	6-	4	William & Mary
Wh	10-	6	West Virginia
Wh	4-	0	William & Mary
Wh	7-	1	North Carolina
La	6-	8	VMI
Wh	10-	5	Miami (Ohio)
Wh	9-	4	Miami (Ohio)
Wh	10-	2	East Tenn. State
Wh	6-	5	Old Dominion
La	0-	1	Virginia
La	2-	4	East Tenn. State
Wh	3-	2	Clemson
Wh	8-	1	Clemson

NCAA REGIONAL-District III

Ln8	6-	7	Mississippi
Wn8	6-	3	Furman



Bob Humphreys guided Tech to 31-consecutive wins in 1977.

Ln8	1-	5	North Carolina
	221-	105	

1970 (15-11)

VT Opp.			
Ln5	4-	5	Clemson
Wa	2-	1	Georgia Southern
Ln5	3-	6	Clemson
La	0-	4	Georgia Southern
Wa	9-	6	North Carolina
La	2-	6	North Carolina
Lh	6-	4	Ooneonta State
Lh	1-	8	Ohio
Wh	1-	0	William & Mary
La	6-	8	East Tenn. State
Wa	6-	1	Richmond
La	0-	1	West Virginia
Lh	0-	1	West Virginia
Lh	3-	4	Wake Forest
Wh	4-	0	Wake Forest
Wa	2-	1	Old Dominion
Wa	5-	4	William & Mary
Wh	3-	0	VMI
Wh	14-	0	East Tenn. State
Wa	3-	0	VMI
La	2-	6	Marshall
Wh	1-	0	North Carolina
Lh	0-	5	Old Dominion
Wh	14-	5	Clemson
Wh	1-	0	Clemson
Wh	9-	8	Virginia
	100-	84	

1971 (16-10)

VT Opp.			
Wa	5-	1	Georgia Southern
Ln	4-	9	Georgia Southern
Wn5	10-	5	Tennessee
Wa	5-	2	Georgia Southern
La	1-	6	Georgia Southern
Lh	1-	2	Ohio
Wa	13-	2	VMI
Wh	9-	2	Johns Hopkins
Wh	29-	2	Johns Hopkins
Lh	0-	1	West Virginia
Wh	2-	0	West Virginia
Lh	6-	8	East Carolina
Lh	6-	3	East Carolina
Wh	7-	6	East Tenn. State
Wh	7-	6	North Carolina
La	2-	3	Old Dominion
La	3-	4	William & Mary (13)
Wh	5-	3	Richmond
La	6-	3	Wake Forest
La	3-	6	Wake Forest
Wa	5-	4	Virginia
Lh	2-	3	Old Dominion
Wn8	11-	6	North Carolina
Lh	4-	1	William & Mary
Lh	4-	6	Clemson
Wh	9-	5	Marshall
	159-	99	

1972 (15-11)

VT Opp.			
Ln5	4-	6	Clemson
La	1-	3	Georgia Southern

La	6-	8	Richmond
Wh	14-	2	So. Connecticut
Wh	8-	2	William & Mary
Lh	0-	7	North Carolina
Wh	10-	5	Ooneonta St.
La	6-	8	Virginia
Lh	2-	3	Virginia (10)
Wa	6-	1	Maryland
Wa	11-	5	George Washington
Wa	4-	1	Old Dominion
La	4-	5	Old Dominion (9)
Wa	10-	6	William & Mary
La	4-	5	East Tenn. State
Wh	3-	2	Appalachian State
Wa	8-	1	VMI
Lh	7-	9	Richmond (11)
Wa	8-	7	Morris Harvey (10)
Wa	4-	2	Marshall
Wa	8-	5	Western Carolina
La	6-	13	Appalachian State
	165-	155	

1975 (26-10)

VT Opp.			
Wa	7-	5	Citadel
Wa	13-	2	Armstrong St.
Wa	7-	3	Armstrong St.
La	9-	10	Georgia Southern
Wn5	7-	4	Lehigh
Wa	14-	8	Georgia Southern
La	4-	10	Georgia Southern
Wh	10-	5	VMI
Wh	9-	5	Lock Haven St.
Wh	5-	3	William & Mary
Lh	3-	5	Virginia
Wh	3-	1	Old Dominion
Wh	1-	0	Old Dominion
Wa	12-	4	VMI
Wh	4-	3	North Carolina
Wa	10-	9	Howard
La	1-	2	Maryland
Wa	13-	5	George Washington
Ln9	0-	2	Carson-Newman (12)
Wh	6-	5	Wake Forest (12)
Wh	11-	1	East Tenn. State
La	1-	10	Virginia
Lh	2-	4	Duke
Wh	9-	8	Duke
Wa	11-	2	Milligan
Lh	14-	15	Richmond
Wa	8-	6	William & Mary (10)
Wa	10-	3	Old Dominion
Wa	7-	1	Old Dominion
La	0-	1	Richmond (10)
Wh	2-	0	West Virginia
Wh	11-	4	West Virginia (4-1/2)
Wh	5-	3	Milligan
La	4-	7	Western Carolina
Wa	6-	5	Western Carolina
Wh	4-	3	Howard
	241-	164	

1976 (33-9)

VT Opp.			
Wa	8-	2	Wake Forest
Wh	6-	2	Connecticut
Lh	2-	7	Connecticut
Wa	3-	2	Furman
Wa	5-	3	Citadel
Wa	6-	5	Citadel
La	3-	4	South Carolina
Wa	7-	5	South Carolina
La	3-	11	High Point
Wh	6-	2	Franklin & Marshall
Wh	10-	6	Virginia
Wh	19-	3	William & Mary
La	1-	10	Maryland
Wa	17-	7	North Carolina
Wa	3-	2	Virginia
Wa	19-	12	VMI
Wa	9-	6	Richmond
Wa	12-	4	Marshall
Wh	3-	2	Morris Harvey (10)
Wa	3-	2	Old Dominion (8)
Wa	4-	1	Old Dominion
Wa	16-	5	William & Mary
Wh	4-	2	Maryland
La	2-	5	Duke
Wh	7-	4	Old Dominion
Wh	6-	1	Old Dominion
Wa	9-	1	Morris Harvey
Wh	12-	11	George Washington
Wh	17-	4	VMI
Wn10	8-	4	Milligan
Wh	5-	0	Marshall
La	2-	7	West Virginia
Wa	6-	5	West Virginia
Wh	22-	3	High Point
Wh	6-	5	South Carolina
Wh	2-	1	South Carolina

Wn11	7-	2	Tennessee
Wh	16-	6	Howard
Wh	9-	1	Howard
Lh	11-	12	Howard
NCAA REGIONALS-Atlantic			
La	6-	7	South Carolina (10)
Ln12	4-	5	Furman
	326-	189	

1977 (34-9)

VT Opp.			
Wa	7-	4	Newberry
La	4-	5	Georgia Southern (12)
La	0-	10	South Carolina
La	0-	1	South Carolina


Wh 14- 1 Howard
 Wh 2- 0 Howard
 Lh 5- 10 Howard
 278- 204

1979 (28-14)

VT Opp.
 Wh 10- 8 George Washington
 Wa 3- 2 Furman (10)
 La 5- 6 Newberry
 La 3- 12 South Carolina
 La 8- 11 South Carolina
 Wa 7- 6 South Carolina
 Wn16 4- 3 Eastern Connecticut
 Wa 5- 2 Atlantic Christian
 Wa 6- 3 East Carolina
 La 2- 6 East Carolina
 Wa 9- 4 William & Mary
 Lh 4- 5 Liberty Baptist
 Wh 5- 4 VCU
 Wh 10- 2 James Madison
 La 4- 5 VCU
 La 4- 1 Richmond
 Wa 6- 5 Richmond
 Wh 6- 2 William & Mary
 Wa 3- 1 East Tenn. State
 Wa 9- 0 VMI
 Wa 5- 4 Morris Harvey
 Wh 6- 3 Old Dominion (7)
 Wh 9- 8 Appalachian State
 La 7- 8 Liberty Baptist
 Ln17 2- 9 Virginia
 Wh 9- 8 Richmond (8)
 Wh 7- 6 Richmond
 Wh 4- 0 Virginia
 Wa 10- 8 James Madison
 Wh 8- 5 Maryland
 Lh 4- 6 Louisville
 Wh 15- 1 Louisville
 Wh 4- 2 California St. (Pa.)
 Wh 11- 5 California St. (Pa.)
 Wa 8- 6 Cincinnati
 La 1- 5 Cincinnati
 La 1- 2 Cincinnati
 Lh 8- 10 East Tenn. State
 Wh 12- 8 Clemson

METRO TOURNAMENT
 Wn4 9- 2 St. Louis
 Ln4 3- 4 Tulane
 Ln4 1- 5 Memphis State
 257- 203

1980 (30-18)
VT Opp.
 La 1- 4 Davidson
 Wa 7- 4 William & Mary
 Wa 5- 0 William & Mary
 Wa 11- 3 Catawba
 Wa 9- 4 Catawba
 La 6- 12 Georgia State
 La 0- 1 Georgia State
 Wn18 12- 1 Indiana
 La 9- 18 Stetson
 Wn18 9- 6 Pittsburgh
 Wn18 9- 6 Indiana
 La 4- 5 Stetson (12)
 Wn18 12- 9 Pittsburgh
 Wn18 9- 7 Indiana
 Wa 7- 1 UNC Charlotte
 La 4- 5 UNC Charlotte
 Lh 2- 9 California St. (Pa.)
 Wh 7- 4 California St. (Pa.)
 La 6- 10 James Madison
 La 3- 4 VCU
 La 6- 14 Richmond
 Wa 6- 3 Old Dominion
 La 6- 10 Old Dominion
 Wh 9- 6 East Tenn. State
 La 3- 4 East Tenn. State
 Wa 6- 3 Liberty Baptist
 Wh 10- 2 James Madison
 Lh 3- 4 Richmond
 Wh 6- 0 Old Dominion
 Wh 9- 3 Old Dominion
 Wa 9- 8 Louisville
 La 9- 17 Louisville
 Wa 5- 4 Louisville
 Wh 9- 5 VCU
 Wh 17- 9 VCU
 Wh 8- 2 VMI
 Wh 6- 1 Liberty Baptist
 Wa 7- 6 Appalachian St. (9)
 Wa 5- 2 Appalachian State
 Wn19 19- 11 West Virginia
 Wa 4- 2 Clemson
 La 0- 8 Clemson
 Wa 12- 11 Georgia Tech
 La 16- 22 Georgia State



Brian Rupe batted .420 for the Hokies in 1981.

METRO TOURNAMENT
 Wn4 10- 6 Cincinnati
 Wa 12- 4 Florida State
 Ln4 5- 14 Memphis State
 La 6- 13 Florida State
 355- 307

1981 (48-9)

VT Opp.
 La 3- 10 N.C. State
 Wa 5- 2 No. Carolina A&T
 Wa 9- 3 No. Carolina A&T
 Wa 16- 2 Wake Forest
 Wa 9- 3 Wingate
 Wa 13- 5 Davidson
 La 2- 3 Davidson
 Wh 15- 6 Westfield State
 Wh 15- 4 Westfield State
 Wa 7- 5 East Tenn. State
 Wh 9- 5 Old Dominion
 Wh 8- 0 Old Dominion
 Wh 7- 2 Shippensburg St.
 Wh 12- 10 Shippensburg St.
 Wh 6- 5 VCU
 Wh 13- 1 VCU
 Wh 14- 1 St. Louis
 Wh 10- 2 St. Louis
 Wh 9- 8 St. Louis (8)
 Wh 11- 5 Richmond
 Lh 0- 3 Liberty Baptist
 Wh 19- 0 Bluefield
 Wh 22- 2 Bluefield (5)
 Wa 14- 0 VMI (7)
 Wa 9- 3 Cincinnati
 Wa 15- 0 Cincinnati
 Wa 11- 5 Cincinnati
 Wh 11- 7 William & Mary
 Wh 12- 4 William & Mary
 Wh 13- 3 Longwood (7)
 Wa 13- 9 James Madison
 La 8- 20 Old Dominion
 Wa 4- 2 Old Dominion
 La 5- 6 Richmond
 Wh 16- 7 Howard
 Wh 5- 4 Howard
 Wh 3- 2 Howard
 Wh 13- 1 VMI
 Wh 12- 5 Louisville
 Wh 7- 5 Louisville
 Wh 13- 8 Louisville
 Wh 10- 0 Louisville
 Wh 8- 1 UNC Charlotte
 Wh 10- 1 UNC Charlotte
 La 9- 10 Virginia
 Wa 8- 3 VCU
 Wa 14- 6 VCU
 Wn19 13- 6 West Virginia
 Wh 8- 5 Wingate
 Wh 11- 1 Virginia
 La 3- 6 Liberty Baptist
 Wh 11- 5 James Madison
 Wh 12- 6 Richmond
METRO TOURNAMENT
 Ln4 12- 14 Tulane
 Wn4 24- 10 Cincinnati
 Ln4 8- 9 Memphis State
 583- 264

1982 (50-9)
VT Opp.
 La 4- 13 Wingate
 Wa 6- 0 No. Carolina A&T

Wa 8- 1 No. Carolina A&T
 Wh 8- 3 Point Park
 Wh 17- 4 Point Park
 Wh 13- 7 Point Park (8)
 Wa 9- 3 Davidson
 Wh 10- 8 Appalachian State
 Wh 1- 0 Appalachian State
 Wh 2- 0 Utica (5)
 Wh 18- 2 Shippensburg St.
 Wh 7- 6 Shippensburg St. (8)
 La 2- 7 Florida State
 La 4- 12 Florida State
 Wa 5- 1 Florida State (7)
 Wn9 5- 2 East Tenn. State
 Wh 11- 3 Longwood
 Wh 15- 1 George Mason
 Wa 6- 0 Louisville
 Wa 10- 8 Louisville
 La 7- 9 Louisville
 Wa 3- 1 St. Louis
 Wa 8- 2 St. Louis (12)
 Wa 13- 3 St. Louis (7)
 Wa 11- 6 VMI
 Wa 12- 4 VMI (5)
 Wa 22- 2 Richmond (7)
 Wh 10- 8 Cincinnati
 Wh 11- 3 Cincinnati
 Lh 3- 4 Cincinnati
 Wh 6- 5 Old Dominion
 Wh 9- 8 Old Dominion
 Wh 21- 1 Bluefield (6)
 La 6- 8 James Madison
 Wa 4- 3 VCU
 Wh 13- 2 No. Carolina A&T
 Wh 11- 7 No. Carolina A&T
 Wh 15- 2 Howard
 Wh 5- 1 Howard
 Wh 16- 8 Richmond
 Wa 7- 0 George Mason
 Wh 9- 1 James Madison
 Wh 8- 7 William & Mary (9)
 Wh 16- 5 William & Mary
 Wh 23- 10 VCU
 Wa 8- 1 East Tenn. State
 Ln19 4- 7 West Virginia
 Wn19 15- 2 West Virginia
 Wn17 10- 6 Virginia
 Wa 13- 4 Virginia
 Wh 9- 2 Virginia
 Wa 11- 6 Liberty Baptist
 Wh 17- 7 Liberty Baptist
 Wh 7- 5 East Tenn. State
 Wh 4- 1 East Tenn. State
 Wh 4- 0 East Tenn. State
METRO TOURNAMENT
 Ln4 5- 8 Tulane (10)
 Wn4 17- 8 Cincinnati
 La 1- 2 Florida State
 555- 250

1983 (34-14)
VT Opp.
 Wa 7- 1 No. Carolina A&T
 La 9- 11 No. Carolina A&T
 Wa 11- 1 N.C. State
 Wa 4- 1 Wake Forest (5)
 Wh 7- 3 George Washington
 Wh 9- 0 George Washington
 La 1- 14 Mercer
 Wa 13- 9 Mercer
 La 4- 9 West Georgia
 Wa 3- 2 West Georgia
 Wa 6- 0 Georgia State

Wh 11- 5 Shippensburg St.
 Wh 6- 2 Shippensburg St.
 Wh 6- 1 Oneonta State
 Wh 2- 1 Oneonta State
 Wh 7- 3 UNC Charlotte
 Wa 6- 5 Richmond
 Wa 9- 4 VCU
 Wh 6- 4 VCU
 Lh 14- 15 George Mason
 Wh 12- 9 Wake Forest
 Wa 14- 6 East Tenn. State
 Wh 11- 3 No. Carolina A&T
 Wh 11- 1 No. Carolina A&T
 Lh 1- 4 James Madison
 La 2- 4 Old Dominion
 Wa 12- 5 Old Dominion
 La 5- 13 James Madison
 Wa 16- 4 George Mason
 Wn19 4- 1 West Virginia
 Wn19 5- 3 West Virginia
 Wn17 11- 10 Virginia
 Wa 8- 3 Virginia
 Wh 12- 11 Virginia
 Wh 10- 9 VMI
 Wh 5- 4 VMI
 Lh 4- 5 Richmond
 La 3- 5 Liberty Baptist
 Wh 4- 2 Liberty Baptist
 Wh 7- 6 Howard
 Wh 7- 1 Howard
 Lh 9- 13 Howard
 Lh 3- 4 East Tenn. State
 Wh 10- 9 East Tenn. State (12)
 La 8- 18 Georgia Tech

METRO TOURNAMENT
 Ln4 7- 9 Cincinnati (10)
 Wn4 11- 2 So. Mississippi
 Ln4 0- 1 Memphis State
 353- 255

1984 (41-17)

VT Opp.
 Wa 9- 7 High Point
 Wa 11- 2 High Point
 Wa 14- 0 No. Carolina A&T (5)
 Wa 12- 1 No. Carolina A&T
 Wa 7- 1 Elon
 La 2- 3 Elon
 Wa 10- 2 Wake Forest
 Wa 7- 3 Clemson
 La 2- 6 Clemson
 La 0- 9 Clemson
 La 1- 4 South Carolina
 La 4- 5 South Carolina
 Wh 5- 1 Utica
 Wh 9- 2 Utica
 Wh 12- 4 Utica
 Lh 6- 9 Wingate
 Wh 6- 3 Shippensburg St. (6)
 Wh 5- 3 Shippensburg St.
 Wh 8- 2 Oneonta State
 Wh 8- 3 Oneonta State
 Lh 3- 7 Liberty Baptist
 Wh 2- 0 VCU

Wh 7- 5 VCU
 Wa 9- 6 Richmond
 La 0- 5 George Mason
 Lh 1- 5 Appalachian State
 Wh 18- 1 No. Carolina A&T (5)
 Wh 25- 0 No. Carolina A&T (5)
 Wh 8- 5 South Carolina
 Lh 1- 3 South Carolina
 Lh 5- 6 James Madison
 Wh 11- 5 East Tenn. State
 Wh 5- 2 Cincinnati
 Wh 4- 0 Cincinnati (8)
 Wh 15- 5 Cincinnati
 Wa 13- 4 East Tenn. State
 Wa 7- 4 Appalachian State
 Lh 6- 7 UNC Charlotte
 La 8- 9 James Madison
 La 8- 10 Louisville
 Wh 6- 3 Longwood
 Wa 8- 5 Old Dominion
 Wn20 9- 4 Virginia
 Wh 5- 3 Virginia
 Wa 10- 9 Virginia
 Wa 16- 3 Liberty Baptist
 Wa 6- 4 VMI
 Wa 13- 4 VMI
 Lh 4- 6 Richmond
 Wh 17- 2 Howard
 Wh 25- 8 Howard
 Wh 16- 10 Howard
 Wa 3- 2 UNC Charlotte (10)

METRO TOURNAMENT
 Ln4 6- 12 Memphis State
 Wn4 11- 7 Louisville
 Wn4 17- 5 So. Mississippi
 Wn4 6- 3 South Carolina
 La 3- 17 Florida State
 475- 265

1985 (50-16-1)

VT Opp.
 Wa 3- 1 High Point
 Wa 2- 0 High Point
 Wa 7- 5 No. Carolina A&T
 Wa 3- 2 No. Carolina A&T (5)
 Wa 4- 2 Elon
 La 2- 3 Elon
 Wa 7- 5 Wingate (12)
 La 6- 9 Wake Forest
 Wh 4- 0 William & Mary
 Wh 10- 1 William & Mary
 Th 4- 4 Clemson
 Wh 14- 7 Clemson
 Wh 20- 6 Clemson
 Wh 1- 0 Utica
 Wh 4- 2 Utica
 Wh 11- 0 Utica
 Wa 13- 6 Louisville
 La 10- 11 Louisville
 Lh 2- 9 James Madison
 Wh 11- 0 Oneonta State
 Wh 15- 3 Oneonta State
 Wh 3- 2 UNC Charlotte
 Wh 15- 4 VCU

Wa 6- 0 Richmond (5)
 Wh 17- 6 George Washington
 Lh 3- 7 South Carolina (7)
 Lh 3- 13 South Carolina
 Wh 8- 4 South Carolina (8)
 Wa 14- 2 Appalachian State
 Wa 28- 7 East Tenn. State (7)
 Wh 13- 11 Richmond
 Wh 15- 5 No. Carolina A&T (5)
 Wh 18- 6 No. Carolina A&T (5)
 Wh 9- 7 Cincinnati
 Wh 10- 5 Cincinnati
 Wh 13- 2 Cincinnati
 Wa 4- 3 UNC Charlotte
 Wh 10- 8 Longwood
 Wh 9- 6 East Tenn. State
 Wh 13- 10 Louisville
 Wh 13- 3 Louisville
 Wh 5- 1 Louisville
 Lh 4- 9 George Mason
 Lh 0- 11 Appalachian State
 Wh 13- 3 VMI
 Wa 10- 7 James Madison
 Wa 9- 7 Cincinnati
 Wa 5- 3 Cincinnati
 La 9- 12 Cincinnati
 La 8- 9 South Carolina
 La 6- 7 South Carolina
 Wa 10- 4 South Carolina
 La 9- 16 VCU
 Wh 14- 13 Virginia
 La 2- 3 Virginia
 La 0- 1 George Mason
 Wh 21- 7 Liberty Baptist
 Wa 12- 10 Liberty Baptist
 Wa 16- 3 VMI
 Wh 13- 0 Howard
 Wh 13- 12 Howard (10)
 Wh 9- 6 Howard

METRO TOURNAMENT
 Wn4 16- 8 Tulane
 Wa 8- 5 Florida State
 Ln4 6- 9 South Carolina
 Wn4 14- 12 Tulane
 La 1- 3 Florida State
 610- 368

1986 (38-21)

VT Opp.
 La 3- 4 High Point
 Wa 6- 5 High Point
 Wa 15- 2 No. Carolina A&T (6)
 Wa 11- 0 No. Carolina A&T (5)
 La 3- 12 Wake Forest
 Lh 5- 6 South Carolina (10)
 Lh 6- 8 South Carolina
 Lh 2- 11 South Carolina
 Wh 9- 4 George Mason
 Wa 12- 10 William & Mary (12)
 Wh 9- 8 Louisville
 Wh 7- 0 Louisville
 Wa 6- 2 Columbus
 La 3- 4 Columbus
 La 3- 10 Stetson
 Ln18 3- 8 Rider
 Ln18 3- 4 Iowa
 Ln18 13- 15 Stetson
 Ln18 2- 11 Iowa
 Wn18 12- 10 Rider
 Wa 5- 2 Stetson
 Wn18 5- 3 Iowa
 La 4- 7 Appalachian State
 Wh 15- 4 Richmond
 Wh 10- 6 No. Carolina A&T
 Wh 10- 0 No. Carolina A&T (5)
 Wa 5- 1 South Carolina
 Wa 6- 1 South Carolina
 Wa 6- 5 South Carolina
 Wh 14- 3 East Tenn. State (7)
 Lh 7- 12 Appalachian State
 Wa 9- 8 James Madison
 Wa 17- 4 Richmond
 Wa 10- 4 Cincinnati
 La 7- 11 Cincinnati
 Wa 11- 7 Cincinnati
 Lh 8- 11 Virginia
 Wh 9- 8 VCU (8)
 La 4- 7 UNC Charlotte
 Wh 14- 9 Longwood
 Wh 14- 3 Cincinnati
 Wh 7- 6 Cincinnati
 Lh 5- 9 Cincinnati (6)
 Wa 13- 12 Virginia (12)
 Wh 10- 8 James Madison
 Wa 8- 2 Louisville
 Wa 15- 14 Louisville
 La 10- 11 Louisville
 Wh 16- 15 Liberty
 Wh 14- 11 Old Dominion
 Wh 27- 4 VMI



All-Americans Jim Stewart (l) and Franklin Stubbs sparked Tech to 50 wins in 1982.

YEAR-BY-YEAR SCORES

Wa	9-	7	Old Dominion
La	0-	16	Liberty
Wh	16-	15	Howard
Wh	8-	5	Howard
Wh	30-	0	Howard
Wa	9-	6	VMI
METRO TOURNAMENT			
Ln4	5-	6	Cincinnati
Ln4	8-	11	Memphis State
533- 408			

1987 (32-16-1)

VT Opp.			
Wa	6-	1	Duke
Wa	14-	1	No. Carolina A&T (5)
Wa	11-	1	No. Carolina A&T (6)
Wh	12-	1	Louisville
Wh	4-	0	Louisville
Wh	10-	2	Louisville
Wh	20-	1	Bluefield State
Wh	4-	3	Ohio
Lh	2-	14	Ohio
Wh	7-	3	VCU
Wa	11-	6	Towson State
Wa	9-	1	George Mason
Ta	5-	5	Maryland (11)
Wh	16-	6	Longwood
Wa	2-	0	Louisville
Wa	2-	1	Louisville
Wa	11-	4	Louisville
Lh	7-	10	William & Mary
La	4-	11	South Carolina
La	8-	14	South Carolina
La	8-	9	South Carolina
La	6-	9	Richmond
La	4-	5	William & Mary
Wh	11-	1	Cincinnati
Lh	1-	13	Cincinnati
Wh	9-	6	Appalachian State
Lh	7-	8	Appalachian State
La	1-	2	Cincinnati
Wa	16-	0	Cincinnati
Wa	4-	1	Cincinnati
Wh	10-	3	George Mason
Wa	3-	1	Liberty
Wh	8-	6	Liberty
La	1-	7	UNC Charlotte
Wh	14-	4	Old Dominion
Lh	12-	13	VMI (10)
Wa	3-	2	Old Dominion
Wh	10-	6	Howard
Wh	12-	2	Howard (6)
Wh	10-	1	Howard
Wa	7-	3	Tennessee
Lh	6-	8	UNC Charlotte
La	2-	3	VCU (12)
Wa	8-	3	Virginia
Wn21	8-	4	Virginia
Wh	11-	5	Virginia (forfeit)
METRO TOURNAMENT			
Wn12	2-	1	Cincinnati
Ln12	4-	5	Florida State
Ln12	9-	14	So. Mississippi
372- 235			

1988 (40-20)

VT Opp.			
Wa	21-	4	High Point
Wa	20-	7	High Point
La	2-	8	Coastal Carolina
Wa	8-	3	Coastal Carolina
Wa	10-	4	UNC Wilmington
La	6-	10	UNC Wilmington
Wa	7-	2	UNC Wilmington
La	2-	9	Methodist
La	5-	6	Elon
Wh	10-	3	Louisville
Wh	4-	3	Louisville
Wh	13-	2	Louisville
La	1-	8	George Mason
Wa	17-	3	William & Mary
Wh	8-	6	Ohio
Lh	1-	2	Ohio
Wh	13-	2	Wake Forest
Lh	3-	8	West Virginia
Wh	10-	7	West Virginia
Wh	17-	5	William & Mary
Wa	12-	1	Louisville
Wa	21-	3	Louisville
Wa	9-	7	Louisville
Wh	11-	9	Appalachian State
Wh	11-	8	VCU
Wh	13-	2	South Carolina
Lh	4-	6	South Carolina (8)
Wh	9-	7	South Carolina
Wh	12-	8	Tennessee
La	7-	15	James Madison
Wh	12-	1	Howard
Wh	18-	1	Howard


Wh	12-	10	Howard
Wh	14-	8	Howard
Lh	8-	9	Richmond
La	6-	10	South Carolina
La	0-	7	South Carolina
La	1-	10	South Carolina
Wa	11-	8	Virginia
Wh	9-	4	George Mason
Wa	6-	4	Cincinnati
La	2-	8	Cincinnati
La	1-	2	Cincinnati (10)
Wh	26-	2	Liberty
Wh	14-	1	Liberty
Wh	12-	1	East Tenn. State (7)
Wh	25-	3	UNC Charlotte
Wh	9-	1	Cincinnati
Wh	16-	9	Cincinnati
Lh	3-	5	Cincinnati
La	6-	7	VCU (10)
Wa	10-	5	Richmond
Wn22	2-	1	New York Tech (7)
Wa	4-	2	Old Dominion (7)
Ln22	1-	4	New Orleans
Wh	19-	12	James Madison
Wh	18-	8	Old Dominion
METRO TOURNAMENT			
Wn4	8-	1	Cincinnati
La	6-	9	Florida State
Ln4	1-	6	Memphis State
567- 327			

1989 (35-22)

VT Opp.			
Wa	5-	2	Furman
La	3-	5	Furman
Wa	3-	1	Louisville
Wa	10-	5	Louisville
La	6-	7	Louisville
La	2-	14	Fresno State
Wn23	9-	7	Missouri
Wn23	10-	7	Liberty
Ln23	1-	6	Washington State
Wn23	8-	6	U.S. International
Wn23	6-	3	Kansas State
Wh	7-	2	George Mason
Wh	9-	1	Cincinnati
Wh	6-	2	Cincinnati
Wh	11-	4	Cincinnati
Wh	8-	4	East Tenn. State
Lh	4-	6	Liberty (10)
La	2-	3	Radford (11)
Wa	7-	1	Old Dominion
Wh	38-	9	Howard
Wh	8-	5	Howard
Lh	4-	5	Howard
Wh	7-	4	Howard
Wa	3-	1	West Virginia
Wa	12-	6	West Virginia
Wa	8-	1	East Tenn. State
Wa	2-	1	Memphis State
La	6-	7	Memphis State
La	1-	2	Memphis State
Wh	20-	8	VMI
Wa	3-	2	Appalachian State
La	10-	11	Appalachian State
Wh	19-	1	William & Mary
Wh	10-	5	South Carolina
Wh	6-	3	South Carolina
Wh	4-	0	South Carolina
Wh	7-	3	Radford
Lh	1-	5	Richmond
Lh	4-	9	VCU
Lh	9-	10	Virginia (10)
Wa	7-	5	Florida State
La	8-	14	Florida State
La	4-	8	Florida State
Wa	21-	7	William & Mary
Ln21	2-	6	Virginia
La	3-	9	VCU
Wa	9-	3	George Mason
La	6-	10	James Madison
Wh	20-	19	Old Dominion (10)
Lh	1-	2	UNC Charlotte
Lh	3-	10	So. Mississippi
Wh	12-	3	So. Mississippi
Wh	4-	1	So. Mississippi
METRO TOURNAMENT			
Wn12	8-	0	Cincinnati
Ln12	4-	7	So. Mississippi
Wa12	8-	4	South Carolina
Ln12	2-	8	Florida State
421- 300			

1990 (36-22)

VT Opp.			
La	2-	6	Liberty
Wh	14-	5	Maryland



Brad DuVall was a first-round draft pick in 1987 and '88.

Wa	16-	6	George Washington
Wa	6-	5	VCU (10)
Lh	2-	3	East Tenn. State
Wh	9-	2	VMI
Wa	19-	5	East Tenn. State
La	4-	7	Tulane
La	5-	7	Tulane
Wa	7-	1	Tulane
La	1-	9	S.E. Louisiana
Wh	5-	1	VCU
Wh	5-	4	Appalachian State
Lh	2-	9	Appalachian State
Wh	14-	3	Radford
Wh	9-	8	Western Carolina
La	6-	18	Western Carolina
Wa	21-	6	Tennessee
Wh	7-	2	Howard
Wh	9-	2	Howard (5)
Wh	23-	4	Howard
Wh	17-	5	Howard (7)
Wh	12-	2	West Virginia
Wh	9-	8	West Virginia
Wh	11-	4	Richmond
Wh	9-	8	Memphis State
Wh	9-	6	Memphis State
Wh	4-	0	Memphis State
Wh	5-	4	Liberty (14)
Wh	6-	2	William & Mary
Wn21	8-	1	Virginia
Wa	10-	3	Richmond
Wa	8-	5	South Carolina
La	0-	6	South Carolina
Wa	8-	3	South Carolina (12)
La	15-	8	Radford
La	3-	4	Old Dominion
La	13-	14	Virginia
Lh	4-	8	Louisville (5)
Wh	8-	5	Louisville
Wh	13-	3	Louisville
La	1-	5	James Madison
Lh	3-	13	Old Dominion
Wh	14-	7	Virginia
La	4-	5	UNC Charlotte (12)
Wn20	10-	1	UNC Charlotte
Ln24	2-	4	Duke
Ln25	4-	6	Florida State
Lh	1-	5	Florida State
Lh	14-	25	Florida State
La	0-	5	So. Mississippi
La	1-	2	So. Mississippi
La	3-	7	So. Mississippi
METRO TOURNAMENT			
Wn26	6-	4	Memphis State
Ln26	3-	11	Florida State
Wn26	2-	1	South Carolina
Wn26	3-	2	Cincinnati
Ln26	5-	12	Florida State
435- 319			

1992 (34-17-1)

VT Opp.			
Wa	11-	6	UNC Wilmington
Wa	14-	3	UNC Greensboro
Wa	12-	6	UNC Greensboro
Wh	16-	5	VMI
Wh	14-	2	Western Carolina
Th	5-	5	Western Carolina (11)
Wh	3-	2	Howard
Wh	8-	2	Howard
Wh	20-	4	Howard
Wn5	12-	4	Detroit Mercy
Wa5	10-	7	Georgia Southern
Ln5	0-	7	Detroit Mercy (5)
Wn5	6-	1	Detroit Mercy
Wa5	9-	6	Georgia Southern
Ln5	7-	10	UNC Greensboro
Wn5	12-	3	UNC Greensboro
Wa	10-	1	Western Carolina
Wh	5-	3	Kent
Wh	5-	4	Kent
Wh	9-	3	William & Mary
Wh	18-	10	Tulane
Wh	11-	8	Tulane
Wh	15-	9	Tulane
Wh	11-	3	Appalachian State
Wa	8-	4	Appalachian State
Lh	11-	12	VCU (8)
La	1-	10	George Mason
La	3-	4	Virginia
Wh	16-	9	George Mason
La	3-	7	South Florida
La	4-	5	South Florida
La	2-	3	South Florida
Wa	10-	7	Old Dominion
Wn25	12-	3	Virginia
Lh	5-	10	James Madison
Wa	16-	1	UNC Charlotte
La	2-	3	UNC Charlotte
Wa	14-	10	UNC Charlotte
Wh	6-	4	Virginia
La	2-	11	James Madison
Lh	6-	25	Louisville
Wh	10-	9	Louisville
Wh	18-	3	Louisville
Wh	11-	4	Liberty
Wa	4-	0	VCU
La	1-	7	Richmond
La	7-	14	So. Mississippi
La	3-	4	So. Mississippi
Wa	13-	6	So. Mississippi
METRO TOURNAMENT			
Wn27	9-	4	UNC Charlotte
Ln27	5-	10	Louisville
Ln27	3-	10	So. Mississippi
448- 313			

1993 (34-15)

VT Opp.			
Wa	13-	12	Old Dominion
Wh	9-	2	Holy Cross
Wh	14-	2	East Carolina
Wh	6-	5	East Carolina (10)
Wa	5-	3	College of Charleston
La	0-	3	Charleston Southern
Wa	6-	5	South Carolina
La	2-	13	South Carolina (8)
Wh	7-	5	UNC Greensboro
Wh	12-	0	Howard
Wh	10-	2	Howard
Wh	7-	2	Howard (5)
Wa	8-	5	VCU
Wa	3-	2	VCU (8)
Wa	7-	2	VCU
Wa	9-	4	Richmond
Wa	12-	8	Western Carolina
Lh	2-	9	George Mason
Wa	9-	7	George Mason
Wa	7-	3	West Virginia
La	1-	10	West Virginia
Wh	6-	1	Virginia
Wh	8-	5	Western Carolina
La	5-	7	Tulane
La	4-	5	Tulane (7)
La	5-	10	Tulane
Wa	10-	5	Appalachian State
La	2-	6	Virginia
Wh	9-	3	Marshall
Wh	5-	2	UNC Charlotte
Lh	8-	10	UNC Charlotte
Wh	16-	4	UNC Charlotte
Wa	10-	2	James Madison
Ln24	2-	4	N.C. State
Wa	6-	0	VMI
Wa	33-	6	Louisville
Wa	9-	8	Louisville
Wh	6-	5	Liberty (10)
La	1-	5	Liberty
Wh	5-	3	Richmond

Wh	6-	5	South Florida
Wh	3-	2	South Florida
Wh	8-	7	South Florida
Wh	9-	5	James Madison
Lh	4-	6	So. Mississippi
Wh	12-	7	So. Mississippi
Lh	1-	2	So. Mississippi
METRO TOURNAMENT			
La	2-	6	VCU
Ln28	2-	4	Tulane
346- 239			

1994 (32-26)

VT Opp.			
La	6-	7	UNC Wilmington (12)
La	12-	13	UNC Wilmington
La	3-	7	East Carolina
La	3-	9	East Carolina
Wn18	10-	9	Purdue
La	3-	6	Stetson
Wn18	5-	4	Evansville
Wn18	12-	7	Purdue
Ln18	4-	12	Pittsburgh
Wn18	6-	4	Evansville
Wn18	7-	4	Pittsburgh
La	5-	9	Stetson
Wh	17-	12	Richmond
Wh	5-	4	Marshall
La	3-	7	Marshall
Lh	6-	17	Tulane
Wh	5-	0	Tulane
Wh	7-	4	Tulane
Lh	4-	5	Appalachian State
Wh			


La	4-	5	Richmond (11)
La	5-	6	James Madison (14)
Lh	6-	7	Western Carolina
Wh	10-	0	Howard
Wh	10-	0	Howard
Wh	20-	2	Howard
Wh	5-	0	James Madison
La	9-	10	Western Carolina
La	2-	8	Western Carolina
Wh	6-	5	Marshall (11)
La	3-	6	Tulane
La	4-	5	Tulane
Wa	13-	9	Tulane
La	7-	8	Radford
Wh	13-	7	Richmond
La	5-	6	VCU
Wa	5-	2	VCU
Wa	6-	1	VCU
Wa	5-	1	VMI
La	7-	8	Virginia
Lh	5-	18	South Florida
Wh	6-	4	South Florida
Lh	4-	5	South Florida
Ln11	8-	10	Tennessee
Lh	5-	13	Virginia
La	6-	7	Louisville
Wa	11-	1	Louisville
Wa	6-	2	Louisville
Wh	6-	3	Liberty
Wh	2-	1	UNC Wilmington
Wh	6-	5	UNC Wilmington
Wh	17-	3	So. Mississippi
Wh	9-	3	So. Mississippi
Wh	5-	1	So. Mississippi
METRO TOURNAMENT			
Wn31	3-	2	So. Mississippi
Ln31	2-	3	South Florida
Ln31	3-	4	Tulane
393- 282			

1996 (35-24)			
VT Opp.			
Wa	14-	0	VCU
La	2-	7	UNC Wilmington
Wa	6-	3	UNC Wilmington
Lh	1-	2	Howard
Wh	13-	4	Howard
Wh	5-	2	Howard
La	4-	8	Clemson
La	2-	6	Clemson
La	0-	4	Clemson
La	1-	6	Charleston Southern
La	3-	7	Citadel
Wa	6-	4	Charleston Southern
Wa	6-	2	Citadel
La	7-	14	Radford
Wh	10-	4	Radford
La	1-	11	N.C. State
La	2-	3	N.C. State
Lh	2-	7	N.C. State
Wa	14-	5	No. Carolina A&T
Wh	19-	2	Appalachian State
Wh	9-	2	VCU
Lh	5-	6	Xavier
Wh	5-	2	Xavier
Wh	8-	2	Xavier
Wh	9-	3	Xavier
Wa	6-	5	James Madison
Wh	5-	2	Old Dominion
Wa	8-	6	Liberty
La	3-	4	Dayton
Wa	5-	3	Dayton
Wa	8-	7	Dayton (11)
Wa	7-	6	Dayton
Ln32	3-	8	Radford
La	5-	8	Old Dominion
La	2-	7	Richmond
Wh	15-	7	Duquesne
Wh	4-	3	Duquesne
Wh	7-	4	Duquesne
Wh	8-	5	Duquesne
Ln25	1-	2	Virginia (10)
Lh	8-	9	James Madison
Wa	7-	4	George Mason
La	2-	3	George Washington
Wa	7-	2	George Washington
Wa	3-	0	George Washington
Wa	6-	5	George Washington
Wh	17-	9	West Virginia (8)
Wh	14-	11	West Virginia
La	1-	8	Virginia
Wa	12-	1	La Salle
Wa	14-	3	La Salle
La	2-	3	La Salle
Wa	9-	3	La Salle
Wn11	3-	2	Tennessee
Lh	10-	13	Liberty (11)

ATLANTIC 10 TOURNAMENT			
Wn33	4-	2	Temple
Wn33	4-	1	Massachusetts
Ln33	2-	5	Massachusetts
Ln33	2-	8	Massachusetts
368- 285			

1997 (34-28)			
VT Opp.			
Wa	10-	0	No. Carolina A&T (5)
Wa	6-	5	Campbell (13)
La	2-	7	South Florida
La	1-	2	South Florida
La	1-	13	South Florida
Ln2	4-	9	Michigan
La2	3-	5	Rollins
Ln2	6-	7	Maine
Ln2	2-	11	Michigan
Wa2	20-	9	Rollins
Ln2	2-	9	Maine
Lh	5-	6	Campbell
Wa	17-	5	James Madison
Wh	19-	7	George Mason
La	3-	7	Georgia Tech
La	8-	9	Georgia Tech
La	13-	20	Georgia Tech
Wh	19-	4	Howard
Wh	10-	5	Howard
Wh	4-	3	George Washington
Wh	12-	6	George Washington
Wh	10-	9	George Washington
Wn34	10-	4	Appalachian State
Wh	21-	4	Radford
Wa	11-	2	Radford
Wh	11-	2	Massachusetts
Lh	1-	7	Massachusetts
Lh	2-	4	Massachusetts
Wa	14-	10	Marshall
Wa	12-	5	West Virginia
La	2-	3	West Virginia (10)
La	2-	10	Rhode Island
Wa	16-	5	Rhode Island
Wa	9-	8	Rhode Island
Lh	9-	12	Liberty
Lh	11-	14	Virginia
Wa	9-	3	Liberty
Wa	7-	5	Xavier
La	3-	4	Xavier
La	7-	9	Xavier
Lh	6-	7	James Madison
La	7-	11	VCU
Wa	11-	9	Richmond
Wh	3-	2	Dayton
Wh	9-	4	Dayton
Wh	13-	4	Dayton
Wh	23-	2	No. Carolina A&T
Wh	8-	1	Richmond
La	1-	5	Duquesne
La	4-	5	Duquesne
La	6-	12	Duquesne
Ln11	1-	2	Tennessee
Wh	4-	2	VCU
Wh	7-	4	La Salle
Wh	9-	2	La Salle
Wh	17-	4	La Salle
ATLANTIC 10 TOURNAMENT			
Wn33	8-	4	Massachusetts
Wn33	17-	2	Xavier
Wn33	13-	8	Massachusetts
NCAA REGIONAL			
Wn35	3-	2	Southern California
Ln35	6-	12	N.C. State
Ln35	2-	6	Southern California
512- 379			

1998 (28-22-2)			
VT Opp.			
La36	6-	7	The Citadel (11)
Wn36	19-	8	Georgia Southern
Wn36	10-	9	St. John's
Wa	16-	11	Old Dominion
Wa	2-	1	Campbell
La	3-	13	Campbell
Wh	12-	6	Radford
Wh	6-	2	Liberty
Wh	5-	4	Howard
Wh	16-	3	Howard
Lh	11-	5	West Virginia
Th	3-	3	West Virginia (10)
Tn23	7-	7	Indiana State
Ln23	8-	12	Winthrop
Wn23	13-	9	Bowling Green
Ln23	4-	15	Purdue
Ln23	8-	11	Purdue
Wn23	4-	3	Toledo
La	3-	4	Radford
Wh	7-	5	James Madison
Wh	5-	4	Old Dominion
La	4-	5	Radford



Addison Bowman (1998-01) is Tech's career leader in hits with 303.

Wh	5-	3	Fordham
Lh	1-	11	Fordham
Lh	8-	9	Fordham
Wa	16-	3	Liberty
Wh	7-	4	Radford
La	5-	9	Marshall
Wa	6-	3	La Salle
Wa	12-	4	La Salle
Wa	15-	1	La Salle
Lh	1-	3	VCU
La	3-	4	Virginia
Lh	3-	12	Xavier
Wh	5-	0	Xavier
Lh	9-	11	Xavier (11)
Wh	10-	5	Virginia
Wa	8-	4	Dayton
Wa	14-	5	Dayton
Wa	11-	2	Dayton
Wh	7-	3	Campbell
Ln25	2-	3	Virginia
Lh	3-	12	Richmond
Wh	19-	8	No. Carolina A&T
Wh	6-	0	Duquesne
Lh	5-	8	Duquesne
Wh	17-	7	Duquesne
La	5-	13	VCU
Ln11	3-	11	Tennessee
La	2-	5	James Madison
ATLANTIC 10 TOURNAMENT			
Wn37	7-	6	Massachusetts
Ln37	1-	3	Fordham
382- 325			

1999 (42-17-0)			
VT Opp.			
La	5-	10	Campbell
Wa	19-	0	High Point
La	2-	4	Wake Forest
La	9-	10	Wake Forest
Wn2	11-	9	Evansville
Ln2	0-	1	Miami (Ohio)
La2	4-	5	Rollins
Wn2	7-	3	Evansville
Wn2	8-	2	Miami (Ohio)
Wa	8-	0	Rollins
Wh	8-	6	Old Dominion
Wa	9-	4	Radford
La	5-	8	James Madison
Lh	3-	5	Marshall (12)
Wa	13-	1	Marshall
Wa	7-	4	West Virginia
Wa	7-	5	West Virginia
Wh	23-	13	High Point
Lh	4-	9	George Washington
Wh	13-	4	George Washington
Lh	5-	11	George Washington
Wh	7-	6	Campbell
La	7-	8	VCU

Wh	2-	1	St. Bonaventure
Wh	2-	1	St. Bonaventure
Wh	12-	10	St. Bonaventure
Lh	4-	8	Wake Forest
aW	11-	10	Radford (11)
Lh	11-	16	Hofstra
Wa	8-	2	St. Joseph's
Wa	5-	2	St. Joseph's
Wa	19-	9	St. Joseph's
Wh	17-	7	Radford
Wh	13-	9	Virginia
La	1-	3	Xavier
Wa	4-	1	Xavier
Wa	5-	3	Xavier
Lh	6-	11	Liberty
Wa	11-	7	Virginia
Wa	12-	3	Liberty
Wh	2-	1	Dayton
Wh	5-	0	Dayton
Wh	13-	3	Dayton
Wa	9-	0	Duquesne
Wa	6-	5	Duquesne
Wa	12-	5	Duquesne
Wh	6-	5	VCU (10)
Wa	8-	4	Richmond
Wh	3-	0	La Salle
Wh	7-	6	La Salle
Wh	7-	6	La Salle
ATLANTIC 10 TOURNAMENT			
Wn33	4-	3	Temple
Ln33	6-	13	La Salle
Wn33	9-	4	Massachusetts
Wn33	15-	3	La Salle
Wn33	20-	6	La Salle
NCAA REGIONAL			
Ln3	3-	5	Richmond
Wn3	11-	5	Siena
Ln3	8-	11	Richmond
481- 316			

2000 (34-25-2)			
VT Opp.			
Ln36	5-	11	St. John's
Wn36	5-	3	Tennessee
Wn36	12-	2	West Virginia
Wa	8-	1	High Point
Wa	7-	11	Wake Forest
La	0-	13	Wake Forest
Wh	5-	3	West Virginia
Wa	5-	4	West Virginia
Wh	12-	1	Ohio
Lh	15-	19	Ohio
Wa	6-	4	Campbell
Th	11-	11	High Point (9)
Lh	11-	13	Radford
Wa	4-	2	UNC Wilmington
La	1-	7	UNC Wilmington
La	2-	3	Old Dominion

La	3-	15	Old Dominion
Ta	6-	6	George Mason (9)
Lh	3-	8	Kent
Wh	8-	2	Kent
Wh	4-	3	Kent
Wa	3-	2	at Radford
Lh	1-	7	James Madison
Wa	5-	2	George Washington
La	1-	7	George Washington
Wa	7-	6	George Washington
Lh	8-	11	Liberty
Wa	7-	3	Virginia
Wh	5-	4	Radford
Wh	19-	2	Rhode Island
Wh	7-	2	Rhode Island
Wh	12-	0	Rhode Island
Wa	8-	7	Richmond
Wa	7-	6	Massachusetts
La	11-	15	Massachusetts
Wa	13-	0	Massachusetts
Lh	0-	5	VCU
Lh	3-	10	Wake Forest
Wh	9-	3	Xavier
Wh	5-	0	Xavier
Wh	6-	1	Xavier (6)
Wh	7-	6	Virginia (10)
La	10-	11	James Madison
La	1-	6	Dayton
Wa	6-	2	Dayton
La	2-	3	Dayton
LnL20	6-	7	Radford
Wh	5-	4	Duquesne
Lh	1-	8	Duquesne
Wh	7-	6	Duquesne
Ln25	4-	5	Virginia
La	8-	9	Liberty
Lh	9-	19	Campbell
Wa	8-	0	La Salle
Wa	10-	7	La Salle
Wa	11-	8	La Salle
ATLANTIC 10 TOURNAMENT			
Wn33	4-	3	Massachusetts
Wn33	8-	1	George Washington
Wn33	9-	6	Massachusetts
NCAA REGIONAL			
Ln39	3-	8	Southern Cal
Ln39	6-	8	Cal State Fullerton
396- 363			


2001 (29-28-1)			
VT Opp.			
Wa	5-	4	Campbell
La	3-	10	Campbell
La	1-	11	Liberty
La	1-	3	Wake Forest
Wh	5-	2	Old Dominion
Wh	6-	5	Old Dominion
Wn2	7-	0	Long Island
Ln2	5-	8	Rollins
Ln2	9-	10	Central Michigan
Wn2	11-	0	Long Island
La2	3-	5	Rollins
Ln2	5-	6	Central Michigan (11)
Wh	5-	4	Richmond
Wa	18-	0	Radford
Lh	7-	10	High Point
Wh	10-	4	Boston College
Wh	4-	3	Boston College
Wh	13-	5	Boston College
Lh	1-	2	St. John's
Wh	19-	6	St. John's
Wh	3-	2	Notre Dame
Wh	9-	8	Notre Dame
La	2-	3	VCU (11)
La	0-	7	Richmond
La	2-	3	Connecticut (8)
Wa	3-	2	Connecticut
La	6-	7	Connecticut
Wh	7-	3	VMI
Wh	8-	2	Villanova
Lh			

YEAR-BY-YEAR SCORES

Wa	19-	7	Morehead State
Wa	18-	5	Morehead State
Lh	3-	4	Ohio
Wa	8-	1	Richmond
La	0-	2	Seton Hall
Wa	5-	1	Seton Hall
Wa	3-	0	Seton Hall
Wa	14-	0	Liberty
Wh	20-	1	Georgetown
Wh	18-	2	Georgetown
Wh	4-	0	Villanova
Wh	7-	5	Villanova
Lh	1-	3	Boston College
Wh	12-	3	Boston College
Wh	8-	7	Boston College (12)
Wh	6-	4	VMI
Wh	5-	3	Virginia
La	5-	15	West Virginia
La	1-	3	West Virginia
Wa	6-	1	Connecticut
Wa	7-	3	Connecticut
Wa	5-	1	Radford
Ln25	7-	10	Virginia
La	2-	10	Rutgers
La	2-	6	Rutgers
La	5-	10	Rutgers
Ln11	4-	5	East Tenn. State
Wh	3-	1	St. John's
Wh	7-	3	St. John's
Wh	7-	4	St. John's
Lh	12-	15	Richmond
Wh	9-	0	Radford
Wa	4-	3	Pittsburgh
La	13-	14	Pittsburgh
La	16-	17	Pittsburgh
Wh	22-	7	Campbell
Lh	5-	12	VCU
Lh	4-	12	Notre Dame
Wh	11-	5	Notre Dame
Ln40	0-	6	Rutgers
Ln40	0-	10	West Virginia

2004 (29-27-0)

VT Opp.			
La	2-	15	Stetson
Wn18	4-	3	South Florida
Ln18	0-	2	Oklahoma State
Wh	4-	0	Liberty
Lh	2-	4	George Mason
Wh	12-	7	Morehead State
Wh	11-	7	Morehead State
Wa	4-	2	UNC-Wilmington
La	6-	9	UNC-Wilmington
Wh	4-	3	Towson
Wh	13-	6	Towson
Wh	8-	5	Towson
La	2-	15	Wake Forest
Wh	3-	2	Duquesne (10)
Wh	3-	0	Duquesne
Lh	15-	17	Duquesne
Wa	5-	1	VCU
Wa	13-	7	Richmond
Lh	0-	3	Pittsburgh
Lh	4-	5	Pittsburgh
Lh	11-	12	Pittsburgh
La	2-	6	Liberty
La	2-	3	St. John's
La	5-	9	St. John's
La	0-	2	St. John's
Wa	10-	5	James Madison
La	3-	4	Georgetown
Wa	16-	3	Georgetown
Wa	2-	1	Villanova
Wa	18-	1	Villanova
Wh	1-	0	Seton Hall
Wh	8-	7	Seton Hall
Wh	6-	0	Seton Hall
La	2-	5	Radford
La	10-	21	Virginia
Wh	20-	1	West Virginia
Lh	2-	8	West Virginia
Wh	11-	2	Connecticut
Wh	10-	0	Connecticut
Ln11	7-	11	East Tenn. State
Wh	8-	0	VMI
Wh	5-	3	Rutgers
Lh	10-	11	Rutgers
Lh	3-	10	Rutgers
Wa	6-	1	Ohio
Lh	8-	10	Richmond
Wh	4-	3	Radford
Wh	1-	0	Campbell
La	2-	3	Boston College
La	0-	3	Boston College
La	3-	4	Boston College



John West played in a record 230 games (1999-02).

Lh	2-	3	VCU	Wa	10-	6	Campbell
Wa	9-	7	East Tenn. State	Wa	7-	5	High Point (10)
La	0-	9	Notre Dame	Wa	6-	5	High Point (12)
Wa	11-	10	Notre Dame	La	4-	6	Maryland
La	1-	2	Notre Dame	La	2-	6	Maryland

2005 (23-28-0)

VT Opp.							
Ln41	3-	5	Villanova	Wa	13-	12	Maryland
Wn41	9-	0	Navy	Lh	0-	2	George Mason
Wa41	11-	7	Savannah State	Lh	3-	17	North Carolina
				La	1-	3	Florida State
				La	2-	12	Florida State
				La	1-	8	Florida State
				Wa	5-	3	Radford

Neutral Sites

1 Greensboro, N.C.	23 Fresno, Calif.
2 Winter Park, Fla.	24 Martinsville, Va.
3 Camp Lejeune, N.C.	25 Salem, Va.
4 Tallahassee, Fla.	26 Hattiesburg, Miss.
5 Statesboro, Ga.	27 New Orleans, La.
6 Clemson, S.C.	28 Richmond, Va.
7 Chapel Hill, N.C.	29 Louisville, Ky.
8 Gastonia, N.C.	30 Charleston, W. Va.
9 Bristol, Va.	31 Charlotte, N.C.
10 Elizabethton, Tenn.	32 Danville, Va.
11 Kingsport, Tenn.	33 Boyertown, Pa.
12 Columbia, S.C.	34 Granite Falls, N.C.
13 Covington, Va.	35 Tuscaloosa, Ala.
14 Minneapolis, Minn.	36 Charleston, S.C.
15 Nashville, Tenn.	37 Philadelphia, Pa.
16 Wilmington, N.C.	38 Winston-Salem, N.C.
17 Front Royal, Va.	39 Fullerton, Calif.
18 DeLand, Fla.	40 Bridgewater, N.J.
19 Bluefield, Va.	41 Savannah, Ga.
20 Pulaski, Va.	42 Radford, Va.
21 Madison, Va.	43 Petersburg, Va.
22 Norfolk, Va.	44 Jacksonville, Fla.
	45 Greenville, N.C.

Lh42	5-	8	Virginia
Wh20	14-	10	James Madison
La	0-	6	NC State
La	7-	10	NC State
Wa	5-	4	NC State (12)
Wa43	19-	9	VCU
Wa	2-	0	Richmond
Lh	3-	7	Miami
Ln25	5-	20	Miami
Ln25	5-	9	Miami
Wh	9-	4	Liberty
Wh	2-	1	VCU
Lh	3-	5	VCU
Lh	3-	7	VCU
Lh	4-	5	East Tenn. St. (10)
Wh	7-	1	Radford
Wh	5-	4	Marshall
Lh	4-	12	Marshall
Ln11	3-	5	East Tenn. State
Lh	2-	6	VMI
Wa	11-	8	Duke
La	10-	13	Duke
Wa	2-	0	Duke
Wh	4-	2	Campbell
Wh	18-	6	Richmond
Wh	11-	7	Clemson
Lh	0-	7	Clemson
Lh	2-	6	Clemson
La	0-	10	Georgia Tech
La	2-	27	Georgia Tech
La	1-	11	Georgia Tech
Wh	10-	3	William & Mary
Wh	6-	3	Wake Forest
Lh	5-	7	Wake Forest
Wh	7-	6	Wake Forest
ACC TOURNAMENT			
Ln44	4-	5	Maryland

2006 (20-33)

VT Opp.			
Wa	5-	2	Campbell
Wa	16-	2	Campbell
Ln45	5-	6	UNC Wilmington
Ln45	0-	5	West Virginia
Wa	5-	1	East Carolina
La	5-	8	Charlotte
Wh	14-	5	Towson
Wh	9-	8	Towson (10)
Wh	9-	5	Towson
Wa	7-	5	Richmond (12)
La	1-	13	Liberty
La	3-	14	Miami
La	3-	12	Miami
La	4-	10	Miami
La	5-	15	James Madison
Lh	11-	13	James Madison
Lh	2-	11	Florida State
Wh	9-	7	Florida State
Lh	4-	9	Florida State
Wa	8-	6	VCU (12)
Lh	7-	8	Boston College
Lh	4-	6	Boston College (13)
Lh	7-	9	Boston College (10)
Wh	9-	6	Richmond
La	1-	12	Wake Forest
La	3-	7	Wake Forest
La	5-	13	Wake Forest
Wa	16-	6	Radford
Wh	9-	8	VMI
Wh	8-	6	Georgia Tech
Lh	11-	17	Georgia Tech
Lh	3-	5	Georgia Tech
Wh	5-	4	Appalachian State
La	4-	9	North Carolina
La	1-	3	North Carolina
La	4-	12	North Carolina
Wh	9-	4	Marshall
Wh	3-	1	Longwood
Wh	8-	4	Duke
Lh	1-	15	Duke
Lh	9-	10	Duke
La	2-	11	Clemson
La	4-	11	Clemson
La	3-	7	Clemson
Wh	10-	4	VCU
Wh	8-	3	Liberty
Lh	7-	8	Campbell
Lh	3-	21	NC State
Wh	7-	6	NC State
Lh	3-	14	Charlotte
La	2-	4	Virginia
La	0-	6	Virginia
La	7-	11	Virginia

308-432

NCAA Baseball Tournament Appearances

5-16 overall record

2000 at Fullerton, Calif.

nL	3-8	Southern California
aL	6-8	Cal State Fullerton

1999 at Winston-Salem, N.C.

nL	3-5	Richmond
nW	11-5	Siena
nL	8-11	Richmond

1997 at Tuscaloosa, Ala.

nW	3-2	Southern California
nL	6-12	N.C. State
nL	2-6	Southern California

1994 at Clemson, S.C.

nL	0-7	Auburn
nL	3-4	The Citadel

1977 at Minneapolis, Minn.

nL	1-2	Central Michigan
nL	4-9	Florida

1976 at Columbia, S.C.

aL	6-7	South Carolina (10 inn.)
nL	4-5	Furman

1969 at Gastonia, N.C.

nL	6-7	Mississippi (10 inn.)
nW	6-3	Furman
nL	1-5	North Carolina

1954

aW	11-10	Clemson
hW	7-1	Clemson
aL	0-3	Rollins
aL	3-9	Rollins

First-Round Draft Picks

Winter Draft

1967: c Johnny Oates, Baltimore Orioles, 10th player picked

Spring Draft

1982: 1b Franklin Stubbs, Los Angeles Dodgers, 19th player picked
 1987: p Brad DuVall, Baltimore Orioles, 15th player picked
 1988: p Brad DuVall, St. Louis Cardinals, 23rd player picked
 1997: p Denny Wagner, Oakland Athletics, 42nd player picked (supplemental)
 2002: p Joe Saunders, Anaheim Angels, 12th player picked

INTRODUCING EXOGRID.

EXTREME DOMINATION CONTINUES.

IT'S BEEN
PROVEN IN 5 STRAIGHT
NATIONAL CHAMPIONSHIPS:
LOUISVILLE SLUGGER'S STIFF-
HANDLE BATS OUTPERFORM THE
COMPETITION'S FLEXIBLE-HANDLE DESIGNS.

Now, we've taken stiff-handle technology to a totally new level with the revolutionary, new Exogrid. See what the buzz is all about—wrap your hands around the best-performing bat ever produced by Louisville Slugger. You'll see why bats that bend don't win. And why Louisville Slugger dominates, year after year.

ONE-PIECE CONSTRUCTION

The competition's two-piece designs result in weakness at the handle/barrel joint. Our one-piece construction ensures maximum strength and better performance.

INTERNAL CARBON COMPOSITE SLEEVE

A carbon sleeve provides greater handle stiffness than aluminum, alone, ever could.

CARBON COMPOSITE INSERTS

The metal is trimmed in a grid pattern, then replaced with carbon composite inserts that are several times stronger and lighter than the original metal.

EXCLUSIVE EXOGRID FUSION PROCESS

Using heat and extreme pressure, the sleeve, inserts and metal wall are bonded to function as a single, solid unit.

ST+20 ALLOY

The toughest bat alloy available today.

WHY BATS THAT BEND DON'T WIN.

The last thing you want at the moment of contact is for your bat handle to flex. When the handle flexes, the barrel can't. That reduces your trampoline effect. A stiff handle produces more barrel flex, resulting in maximum trampoline effect and, ultimately, greater performance.

Stiff handle: Maximum performance and energy transfer.

Flex handle: Reduced performance and loss of energy.



THE OFFICIAL BAT OF AMERICA'S PASTIME.[™]
www.slugger.com

EXOGRID
TECHNOLOGY

© 2007 Hillerich & Bradsby Co., Louisville, KY. All rights reserved.
Exogrid & Bi/Fusion are trademarks of VyaTek Sports.

Individual Batting

MOST GAMES PLAYED:

Season: 67 by Brian Henderson, 1985
 Career: 230 by John West, 1999-02
 Spencer Harris, 2000-03

MOST AT BATS:

Game: 9 by Wyatt Toregas vs. Georgetown, 4/21/02
 Season: 254 by Tim Buheller, 1985
 Career: 887 by Addison Bowman, 1998-01

MOST RUNS SCORED:

Game: 7 by Doug Basse vs. Howard, 5/4/86
 Fred Hatfield vs. Louisville, 4/24/93
 Brad Bauder vs. Georgetown, 4/21/02
 Season: 82 by Brian Rupe, 1982
 Tim Buheller, 1985
 Career: 267 by Tim Buheller, 1983-86

MOST HITS:

Game: 8 by Brad Bauder vs. Georgetown, 4/21/02
 Season: 92 by Tim Buheller, 1985
 Shaun Sullivan, 1985
 Career: 303 by Addison Bowman, 1998-01

MOST DOUBLES:

Game: 4 by Bryan Thomas vs. Savannah State, 2/21/05
 Season: 25 by Casey Waller, 1989
 Career: 66 by Addison Bowman, 1998-01

MOST TRIPLES:

Game: 2 shared by nine players
 (most recent: Matt Kalish vs. Morehead St., 3/23/03)
 Season: 9 by Kevin Barker, 1996
 Career: 17 by Kevin Barker, 1994-96

MOST HOME RUNS:

Game: 4 by Doug Basse vs. Howard, 5/4/86
 Brad Bauder vs. Georgetown, 4/21/02
 Season: 29 by Franklin Stubbs, 1981
 George Canale, 1986
 Career: 76 by George Canale, 1984-86



Outfielder Tim Buheller holds or shares nine Tech records.



Brad Bauder set three single-game records and tied two more during a win at Georgetown in 2002.

MOST TOTAL BASES:

Game: 23 by Brad Bauder vs. Georgetown, 4/21/02
 Season: 186 by Franklin Stubbs, 1981
 Career: 502 by George Canale, 1984-86

MOST RUNS BATTED IN:

Game: 14 by Brad Bauder vs. Georgetown, 4/21/02
 Season: 88 by Billy Plante, 1985
 Career: 227 by George Canale, 1984-8

HIGHEST BATTING AVERAGE:

Season: .516 by John Van Arnhem, 1971
 Career: .436 by John Van Arnhem, 1971-72 (2 seasons)
 .374 by Trey McCoy, 1986-88 (3 seasons)
 .361 by Jim Stewart, 1979-82 (4 seasons)

HIGHEST SLUGGING AVERAGE:

Season: .969 by Franklin Stubbs, 1981
 Career: .835 by Trey McCoy, 1986-88

LONGEST HITTING STREAK:

32 games by Tim Buheller, 1985

MOST BASES ON BALLS:

Game: 5 by Wayne Taylor vs. Michigan St., 3/24/64
 Season: 59 by Franklin Stubbs, 1981
 Matt Griswold, 1999
 Career: 170 by Tim Buheller, 1983-86


MOST STOLEN BASES:

Game: 4 by Tim Buheller vs. James Madison, 4/9/86
 Chris Stanton vs. Morehead St., 3/23/03

Season: 40 by Tim Buheller, 1985
 Career: 140 by Tim Buheller, 1983-86

MOST STRIKEOUTS:

Game: 5 by Randy Martin vs. Radford, 3/18/98
 Season: 80 by Shaun Thomas, 1990
 Career: 189 by Randy Martin, 1996-99



George Canale slugged 76 home runs and drove in 227 runs during his three seasons at Tech.

Individual Pitching

MOST APPEARANCES:

Season: 31 by Charlie Gillian, 1996
 Anthony Miller, 2001
 Career: 98 by Anthony Miller, 1998-01

MOST STARTS:

Season: 18 by Brian Fitzgerald, 1994
 Career: 59 by Brian Fitzgerald, 1993-96

MOST APPEARANCES IN RELIEF:

Season: 31 by Charlie Gillian, 1996
 Anthony Miller, 2001
 Career: 95 by Anthony Miller, 1998-01

MOST COMPLETE GAMES:

Season: 12 by Mike Williams, 1989
 Career: 22 by Mike Williams, 1988-90

MOST INNINGS PITCHED:

Season: 130 by Brad Clontz, 1992
 Career: 387.1 by Brian Fitzgerald, 1993-96

LOWEST EARNED RUN AVERAGE:

Season: 0.49 by Sam Jenkins, 1962
 Career: 1.91 by Berky Cundiff, 1970-73 (starter)
 Career: 1.62 by Charlie Gillian, 1993-96 (reliever, min. 90 innings)

BEST WON-LOST PERCENTAGE:

Season: 1.000 by Rick Knapp (10-0), 1982
 Career: .952 by Rick Knapp (20-1), 1982-83 (2 seasons)
 .794 by Joe Saunders (27-7), 2000-02 (3 seasons)
 .800 by Rodney Brooks (20-5), 1983-87 (4 seasons)

MOST STRIKEOUTS:

Game: 18 by Lance Rhoads vs. Utica, 3/23/84
 Season: 119 by Bean Stringfellow, 1985
 Career: 323 by Jon Hand, 1995-98

MOST BASES ON BALLS:

Season: 65 by Les Jennette, 1991
 Career: 160 by Greg Margheim, 1987-90

MOST WINS:

Season: 12 by Brad Clontz, 1992
 Career: 31 by Jason Bush, 1999-02

MOST SHUTOUTS:

Season: 5 by Ray Perkins, 1982
 Career: 9 by Berky Cundiff, 1970-73



Jon Hand



Mike Williams finished what he started for the Hokies, pitching 22 complete games.

Staff ERA

2.32 by 1969 staff
 2.38 by 1971 staff
 2.57 by 1970 staff
 2.58 by 1972 staff
 2.59 by 1962 staff
 2.62 by 1977 staff
 2.73 by 1968 staff



Charlie Gillian


MOST SAVES:

Season: 14 by Charlie Gillian, 1996
 Matt Dalton, 2003
 Career: 34 by Charlie Gillian, 1994-96

MOST PICKOFFS:

Game: 5 by Greg Margheim vs. Liberty, 3/1/90
 Season: 19 by Pat Pinkman, 1999
 Career: 48 by Pat Pinkman, 1998-02


Best ERA's




Sam Jenkins

(Minimum of 35 Innings Pitched)

0.49 by Sam Jenkins (37 2/3 inn.), 1962
 0.76 by Matt Dalton (35.2 inn.), 2003
 1.16 by Eddy Oates (64 2/3 inn.), 1969
 1.21 by Doug Horton (52 inn.), 1970
 1.35 by Dean Powell (40 inn.), 1977
 1.42 by Wayne Groseclose (57 inn.), 1968
 1.45 by Charlie Gillian (37 1/3 inn.), 1995
 1.45 by Dave Kuhn (43 1/3 inn.), 1957
 1.46 by Steve Pittman (68 inn.), 1969
 1.51 by Jimmy Graves (77 1/3 inn.), 1960
 1.53 by Charlie Gillian (35 1/3 inn.), 1994
 1.54 by Johnny Foster (35 inn.), 1971
 1.62 by Berky Cundiff (61 inn.), 1970
 1.62 by Ron Shockley (49 2/3 inn.), 1969
 1.82 by Berky Cundiff (64 1/3 inn.), 1973
 1.90 by Steve Pittman (66 1/3 inn.), 1968
 1.97 by Lee Melear (68 2/3 inn.), 1963
 1.98 by Berky Cundiff (59 inn.), 1972
 1.99 by Jerry Watkins (54 1/3 inn.), 1973



Matt Dalton



Lefty Brian Fitzgerald pitched 387.1 innings during his Tech career.

Individual Fielding



Brian Henderson prepares to complete a double play after taking a toss from Greg Mance.

MOST CHANCES:

Game: 19 by Harold Williams (1b) vs. Oklahoma, 3/26/78
 David Fitt (1b) vs. Fresno St., 3/17/95;
 James Madison 3/30/95
 Season: 637 by David Fitt (1b), 1995
 Career: 1741 by David Fitt (1b/2b), 1993-96

MOST PUTOUTS:

Game: 19 by Harold Williams vs. Oklahoma, 3/26/78
 David Fitt vs. James Madison, 3/30/95
 Season: 585 by David Fitt, 1995
 Career: 1595 by David Fitt (1b/2b), 1993-96

MOST ASSISTS:

Game: 10 by Rick Wade (3b) vs. Marshall, 4/28/76
 Mike Terhune (2b) vs. Fresno State, 3/17/95
 Season: 196 by Brian Henderson (ss), 1985
 Career: 647 by Spencer Harris (ss), 2000-03

MOST ERRORS:

Game: 5 by Jimmy Foit vs. Liberty Baptist, 4/10/80
 Season: 34 by Addison Bowman (ss), 1999
 Career: 92 by Addison Bowman (3b/ss/lf), 1998-01

MOST PUTOUTS BY POSITION:

Catcher:

Game: 18 by Chuck Boyle vs. Utica College, 3/23/84
 Season: 391 by Chuck Boyle, 1985
 Career: 1046 by Barry Gauch, 1996-99

First Baseman:

Game: 19 by Harold Williams vs. Oklahoma, 3/26/78
 David Fitt vs. James Madison, 3/30/95
 Season: 585 by David Fitt, 1995
 Career: 1576 by David Fitt, 1993-96



David Fitt



Harold Williams

Second Baseman:

Game: 8 by Jay Phillips vs. Cincinnati, 4/9/82
 Justin Dobson vs. Southern Miss, 5/8/92
 Randy Martin vs. Virginia, 4/22/98
 Season: 156 by Len Wentz, 1989
 Career: 456 by Marc Tugwell, 2000-03

Shortstop:

Game: 6 by several players
 Season: 112 by Brian Henderson, 1985
 Career: 324 by Spencer Harris, 2000-03

Third Baseman:

Game: 6 by Rick Wade vs. Connecticut, 3/10/76
 Season: 67 by Casey Waller, 1988
 Career: 151 by Casey Waller, 1987-89

Outfielder:

Game: 10 by Popeye Smith vs. James Madison, 4/19/93
 Season: 170 by Matt Griswold, 1999
 Career: 507 by Brad Bauder, 2000-03

Pitcher:

Game: 3 by several players
 Season: 13 by Pat Pinkman, 1999
 Career: 34 by Jon Hand, 1995-98

MOST ASSISTS BY POSITION:

Catcher:

Game: 6 by Joe Vieni vs. Bluefield St., 3/20/87
 Season: 52 by Barry Gauch, 1997
 Career: 152 by Barry Gauch, 1996-99

First Baseman:

Game: 5 by John West vs. Radford, 3/9/00
 Season: 44 by David Fitt, 1995
 Career: 107 by David Fitt, 1993-96

Second Baseman:

Game: 10 by Mike Terhune vs. Fresno State, 3/17/95
 Season: 169 by Mike Terhune, 1995
 Career: 572 by Marc Tugwell, 2000-03

Shortstop:

Game: 9 by Brian Henderson vs. Florida St., 5/10/85
 Josh Haggas vs. Cincinnati, 5/16/91
 Spencer Harris vs. Villanova, 4/7/02
 Season: 196 by Brian Henderson, 1985
 Career: 647 by Spencer Harris, 2000-03

Third Baseman:


Game: 10 by Rick Wade vs. Marshall, 4/28/76
 Season: 155 by Bo Durkac, 1995
 Career: 390 by Bo Durkac, 1993-95

Outfielder:

Game: 2 by several players
 Season: 9 by Alan El-Amin, 1988
 Career: 17 by Sandy Hill, 1974-77
 Tim Buheller, 1983-86
 Brad Bauder, 2000-03

Pitcher:

Game: 8 by Mike Arrington vs. UNC, 4/17/72
 Season: 40 by Mike Williams, 1990
 Career: 90 by Mike Williams, 1988-90
 Pat Pinkman, 1998-02



Shortstop Spencer Harris (3) and second baseman Marc Tugwell formed a record-setting middle infield combo for the Hokies.

Team Season Records

Tech won the 2000 Atlantic 10 Championship.

SCHEDULE:

- Most games played: 67 by 1985 team
- Most games won: 50 by 1982 & 1985 teams
- Most games lost: 33 by 2006 team
- Most games won in a row: 31 by 1977 team
- Most games lost in a row: 10 by 1939 team
- Most games won at home: 31 by 1981 team
- Most games won on road: 18 by 1985 & 1986 teams
- Most games won at neutral sites: 10 by 1994 team

BATTING:

- Most at bats: 2277 by 1985 team
- Most runs scored: 610 by 1985 team
- Most hits: 740 by 1985 team
- Most doubles: 126 by 1988 team
- Most triples: 25 by 1994 team
- Most home runs: 140 by 1988 team
- Most runs batted in: 547 by 1985 team
- Most total bases: 1264 by 1985 team
- Highest batting average: .350 by 1981 team
- Highest slugging average: .608 by 1988 team
- Most sacrifice bunts: 36 by 1992 team
- Most sacrifice flies: 41 by 1982 team
- Most hit by pitch: 66 by 2002 team

BASE RUNNING:

- Most bases on balls: 341 by 1982 team
- Most stolen bases: 169 by 1981 team

FIELDING:

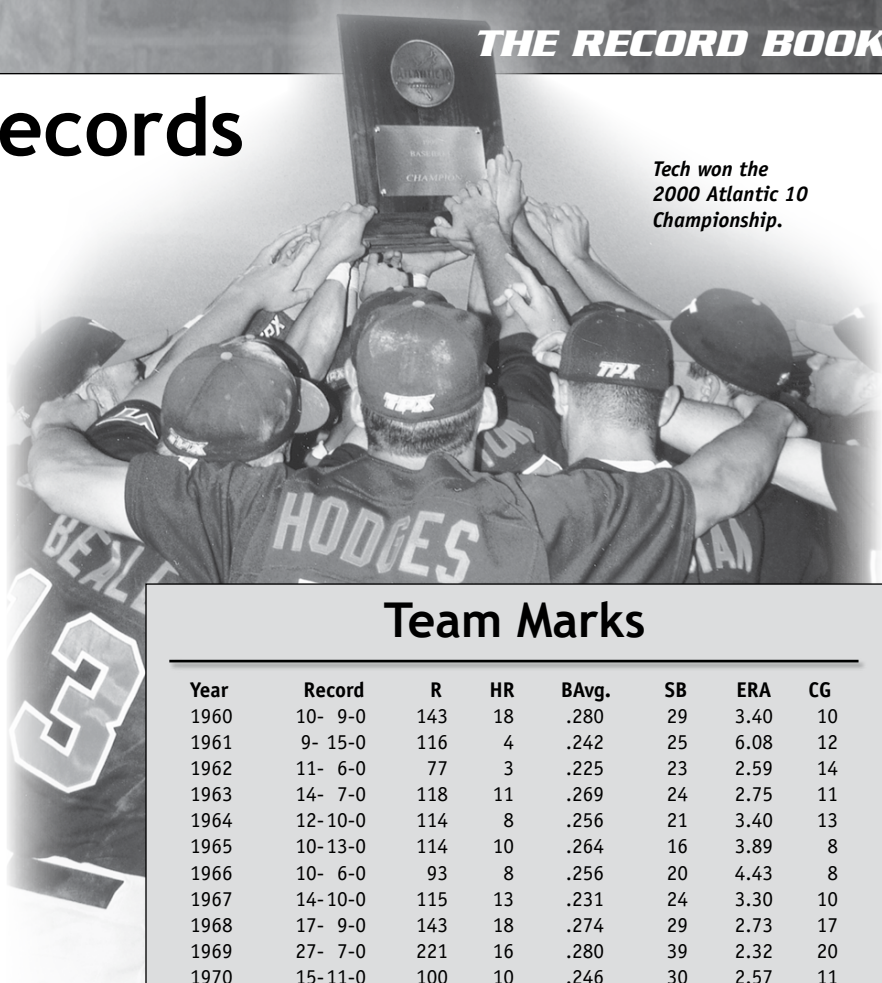
- Most putouts: 1618 by 1985 team
- Most assists: 712 by 1995 team
- Most errors: 139 by 1997 team
- Fewest errors: 34 by 1970 team
- Best fielding average: .968 by 1995 team
- Most double plays: 66 by 2000 team

PITCHING:

- Most innings pitched: 539.1 by 1985 staff
- Most complete games: 34 by 1983 staff
- Most strikeouts: 461 by 1988 staff
- Most strikeouts per nine innings: 8.6 by 1988 staff
- Most bases on balls: 303 by 1985 staff
- Fewest bases on balls per game: 2.76 by 1995 staff
- Most hits allowed: 633 by 2000 staff
- Fewest hits per game: 6.2 by 1970 staff
- Most runs allowed: 408 by 1986 staff
- Fewest runs per game: 2.95 by 1954 staff
- Most home runs allowed: 82 by 1986 staff
- Lowest earned run average: 2.32 by 1969 staff
- Most saves: 17 by 1996 staff
- Most shutouts: 8 by 1978 staff
- Most wild pitches: 68 by 1986 staff
- Most hit batsmen: 52 by 2006 staff
- Most pickoffs: 35 by 1990 staff

Game Batting Records

- Most at bats: 65 vs. Georgetown, 4/21/02
- Most runs scored: 38 vs. Howard, 3/31/89
- Most runs in one inning: 17 vs. Howard, 3/31/89
- Most hits: 37 vs. Georgetown, 4/21/02
- Most doubles: 10 vs. North Carolina A&T, 4/24/98
- Most triples: 4 vs. Richmond, 4/20/63
- Most home runs: 10 vs. Howard 5/4/86; Liberty, 4/25/88
- Most runs batted in: 35 vs. Georgetown, 4/21/02
- Most total bases: 68 vs. Georgetown, 4/21/02
- Most stolen bases: 10 vs. St. Louis, 4/2/81
- Most strikeouts: 17 vs. West Virginia, 5/9/64; Clemson, 3/10/96; West Virginia, 4/24/96; Richmond, 5/29/99
- Most bases on balls: 17 vs. George Washington, 5/24/76; Howard, 4/1/90
- Most batters hit by pitches: 7 vs. Duquesne, 4/26/98



Team Marks

Year	Record	R	HR	BAvg.	SB	ERA	CG
1960	10- 9-0	143	18	.280	29	3.40	10
1961	9- 15-0	116	4	.242	25	6.08	12
1962	11- 6-0	77	3	.225	23	2.59	14
1963	14- 7-0	118	11	.269	24	2.75	11
1964	12-10-0	114	8	.256	21	3.40	13
1965	10-13-0	114	10	.264	16	3.89	8
1966	10- 6-0	93	8	.256	20	4.43	8
1967	14-10-0	115	13	.231	24	3.30	10
1968	17- 9-0	143	18	.274	29	2.73	17
1969	27- 7-0	221	16	.280	39	2.32	20
1970	15-11-0	100	10	.246	30	2.57	11
1971	16-10-0	159	16	.299	34	2.38	11
1972	15-11-0	121	10	.252	49	2.58	14
1973	15-10-0	119	15	.275	9	3.53	10
1974	15-15-0	165	18	.266	43	3.87	10
1975	26-10-0	241	35	.302	60	3.32	21
1976	33- 9-0	326	31	.292	99	3.88	15
1977	34- 9-0	259	38	.259	90	2.62	19
1978	27-17-0	278	64	.290	73	4.32	24
1979	28-14-0	257	30	.284	104	4.03	15
1980	30-18-0	355	48	.294	138	5.83	20
1981	48- 9-0	583	99	.350	169	4.40	28
1982	50- 9-0	555	107	.330	165	3.65	26
1983	34-14-0	353	62	.310	90	4.74	34
1984	41-17-0	475	89	.304	92	3.80	18
1985	50-16-1	610	125	.325	128	4.94	17
1986	38-21-0	533	111	.319	92	6.28	13
1987	32-16-1	372	78	.317	38	4.17	10
1988	40-20-0	567	140	.326	52	4.63	16
1989	35-22-0	421	53	.308	96	4.55	18
1990	36-22-0	435	39	.292	106	4.42	16
1991	24-30-0	362	24	.294	80	5.53	13
1992	34-17-1	448	52	.339	70	5.10	16
1993	34-15-0	346	55	.298	41	4.27	9
1994	32-26-0	402	50	.285	63	5.77	5
1995	34-24-0	393	73	.285	42	4.10	11
1996	35-24-0	368	54	.278	58	4.45	12
1997	34-28-0	512	80	.322	79	4.95	15
1998	28-22-2	382	47	.305	64	5.42	14
1999	42-17-0	481	74	.320	96	4.91	22
2000	34-25-2	396	51	.291	69	5.49	14
2001	29-28-1	340	39	.301	55	4.83	11
2002	33-26-0	425	55	.312	69	5.42	10
2003	34-23-0	399	45	.296	70	4.50	1
2004	29-27-0	334	24	.291	80	4.62	12
2005	23-28-0	277	22	.283	56	5.94	3
2006	20-33-0	308	34	.279	49	6.87	2

The Top Five: 1947-2006

At Bats

Season

- 1-Tim Buheller (1985) 254
- 2-Shaun Sullivan (1985) 247
- 3-George Canale (1985) 245
- 4-Brian Henderson (1985) 244
- 5-Billy Plante (1985) 243

Career

- 1-Addison Bowman (1998-01) 887
- 2-Brad Bauder (2000-03) 852
- 3-Tim Buheller (1983-86) 837
- 4-Marc Tugwell (2000-03) 812
- 5-John West (1999-02) 808

Runs

Season

- 1-Brian Rupe (1982) 82
- Tim Buheller (1985) 82
- 3-Franklin Stubbs (1981) 80
- 4-George Canale (1986) 76
- Doug Basse (1986) 76

Career

- 1-Tim Buheller (1983-86) 267
- 2-Brian Rupe (1979-82) 225
- 3-Len Wentz (1987-90) 211
- 4-Jim Stewart (1979-82) 201
- 5-George Canale (1984-86) 199

Hits

Season

- 1-Tim Buheller (1985) 92
- Shaun Sullivan (1985) 92
- 3-Marc Tugwell (2003) 90
- 4-Jim Stewart (1982) 88
- Chad Foutz (1997) 88

Career

- 1-Addison Bowman (1998-01) 303
- 2-Tim Buheller (1983-86) 275
- 3-Marc Tugwell (2000-03) 273
- 4-Brad Bauder (2000-03) 266
- 5-John West (1999-02) 262

Doubles

Season

- 1-Casey Waller (1989) 25
- 2-Bo Durkac (1994) 24
- 3-Bo Durkac (1995) 23
- 4-Alan El-Amin (1988) 22
- 5-Jay Phillips (1982) 21
- Brad Bauder (2002) 21

Career

- 1-Addison Bowman (1998-01) 66
- 2-Bo Durkac (1993-95) 60
- 3-Shaun Sullivan (1982-85) 57
- 4-Marc Tugwell (2000-03) 54
- 5-Les Jennette (1989-92) 53

Triples

Season

- 1-Kevin Barker (1996) 9
- 2-Shaun Thomas (1990) 7
- 3-Kevin Barker (1995) 6
- Chris Stanton (2003) 6
- 5-Franklin Stubbs (1980) 5
- Jim Stewart (1981) 5
- Tim Buheller (1986) 5
- David Dallas (1990) 5
- Bo Durkac (1994) 5
- Austin Rappé (1996) 5
- Randy Martin (1997) 5

Career

- 1-Kevin Barker (1994-96) 17
- 2-David Dallas (1989- 92) 14
- 3-Chris Stanton (2002-05) 12
- 4-Franklin Stubbs (1980-82) 11
- Tim Buheller (1983-86) 11
- Chris Hutchison (1999-02) 11

Home Runs

Season

- 1-Franklin Stubbs (1981) 29
- George Canale (1986) 29
- 3-Billy Plante (1985) 27
- 4-George Canale (1985) 26
- 5-Trey McCoy (1986) 24
- Trey McCoy (1988) 24

Career

- 1-George Canale (1984-86) 76
- 2-Trey McCoy (1986-88) 69
- 3-Billy Plante (1981-85) 60
- 4-Franklin Stubbs (1980-82) 59
- 5-Mike Conte (1986-89) 43


Total Bases

Season

- 1-Franklin Stubbs (1981) 186
- 2-George Canale (1986) 185
- 3-Billy Plante (1985) 178
- 4-George Canale (1985) 177
- 5-Trey McCoy (1988) 170

Career

- 1-George Canale (1984-86) 502
- 2-Trey McCoy (1986-88) 476
- 3-Addison Bowman (1998-01) 467
- 4-Brad Bauder (2000-03) 462
- 5-Matt Griswold (1996-99) 441



Right-hander Jason Bush posted a school-record 31 career victories on the mound.

Runs Batted In

Season

- 1-Billy Plante (1985) 88
- 2-Franklin Stubbs (1981) 83
- 3-Jim Stewart (1981) 82
- 4-Shaun Sullivan (1985) 80
- 5-George Canale (1985) 79

Career

- 1-George Canale (1984-86) 227
- 2-Trey McCoy (1986-88) 214
- 3-Matt Griswold (1996-99) 203
- 4-Les Jennette (1989-92) 197
- 5-Franklin Stubbs (1980-82) 196

Stolen Bases

Season

- 1-Tim Buheller (1985) 40
- 2-Tim Buheller (1984) 35
- 3-Franklin Stubbs (1981) 34
- 4-Chris Stanton (2004) 34
- 5-Tim Buheller (1983) 33

Career

- 1-Tim Buheller (1983-86) 140
- 2-Brian Rupe (1979-82) 96
- 3-David Dallas (1989-92) 86
- 4-Chris Stanton (2002-05) 83
- 5-Jay Phillips (1979-82) 82

Pitching Victories

Season

- 1-Brad Clontz (1992) 12
- 2-Paul Levy (1981) 11
- Ray Perkins (1982) 11
- Brad DuVall (1988) 11
- Mike Williams (1989) 11
- Mike Williams (1990) 11
- Jason Bush (1999) 11

Career

- 1-Jason Bush (1999-02) 31
- 2-Brian Fitzgerald (1993-96) 28
- 3-Todd Trickey (1981-84) 27
- Joe Saunders (2000-02) 27
- 5-Mike Williams (1988-90) 26

Innings Pitched

Season

- 1-Brad Clontz (1992) 130
- 2-Mike Williams (1990) 122
- 3-Pat Pinkman (1999) 118.2
- 4-Mike Williams (1989) 118
- 5-Brian Fitzgerald (1995) 117.1

Career

- 1-Brian Fitzgerald (1993-96) 387.1
- 2-Jason Bush (1999-02) 377.1
- 3-Jon Hand (1995-98) 376.2
- 4-Joe Saunders (1999-02) 315
- 5-Mike Williams (1988-90) 298.1

Strikeouts

Season

- 1-Bean Stringfellow (1985) 119
- 2-Brad Clontz (1992) 115
- 3-Denny Wagner (1997) 110
- 4-Larry Bowles (1999) 106
- 5-Joe Saunders (2002) 102

Career

- 1-Jon Hand (1995-98) 323
- 2-Brian Fitzgerald (1993-96) 271
- 3-Bean Stringfellow (1982-85) 266
- 4-Joe Saunders (2000-02) 255
- 5-Jason Bush (1999-02) 248

Year-by-Year Leaders: 1954-2006

At Bats

Year	Name, Pos.	At Bats
1954	Howie Wright, c.....	93
1955	Billy Anderson, 3b.....	90
1956	Leo Burke, cf.....	88
	Dave Kuhn, p.....	88
1957	Jimmy Steele, 2b.....	84
1958	Cecil Maynor, 1b.....	81
1959	Travis Poole, of.....	73
	Jimmy Graves, of-p.....	73
1960	Dickie Snead, cf.....	79
1961	B.J. Quesenberry, 1b.....	81
1962	Eddie Hite, 2b.....	60
1963	Dee Dalrymple, ss.....	88
1964	Tom Green, of.....	78
1965	Bob Dickerson, 3b.....	93
1966	Johnny Oates, c.....	56
1967	Dick Shroy, of.....	85
1968	Bobby Settle, 2b.....	82
1969	Bob Elwell, cf.....	125
1970	Eddy Oates, 1b-p.....	84
	Wayne Javins, ss.....	84
	George Shorter, c.....	84
1971	John Van Arnhem, c.....	95
1972	Mike Dixon, of.....	89
1973	Vince Carbaugh, 2b.....	95
1974	Vince Carbaugh, 2b.....	122
1975	Gene Fornash, 2b.....	135
1976	Scott Atkins, ss.....	174
1977	Dennis Duff, lf.....	146
1978	Dennis Duff, lf.....	157
1979	Harold Williams, 1b.....	163
1980	Brian Rupe, lf.....	183
1981	Jim Stewart, 3b.....	217
1982	Brian Rupe, cf.....	228
1983	Budgie Clark, 2b.....	175
1984	George Canale, 1b.....	217
1985	Tim Buheller, cf.....	*254
1986	Tim Buheller, cf.....	233
1987	Brian Henderson, ss.....	191
1988	Randy Berlin, dh.....	226
1989	Mike Conte, cf.....	233
1990	Shaun Thomas, cf.....	228
1991	J.R. Hawkins, dh.....	187
1992	Steve Render, lf.....	200
1993	J.R. Hawkins, rf.....	184
1994	Bo Durkac, 3b.....	227

1995	Mike Terhune, 2b.....	238
1996	Josh Herman, c.....	215
1997	Chad Foutz, 3b.....	239
1998	Addison Bowman, 3b.....	205
1999	Barry Gauch, c.....	227
	Addison Bowman, ss.....	227
2000	Addison Bowman, lf-3b.....	235
2001	Addison Bowman, 3b.....	220
2002	Marc Tugwell, 2b.....	231
2003	Marc Tugwell, 2b.....	226
2004	Chris Stanton, 3b.....	224
2005	Chris Stanton, 1b.....	186
2006	Matt Hacker, 2b.....	216


Runs

Year	Name, Pos.	Runs
1954	Howie Wright, c.....	23
1955	Howie Wright, c.....	24
1956	Welford Lucy, 1b-of.....	20
1957	Dave Kuhn, p.....	18
1958	Jimmy Steele, 2b.....	25
1959	Dickie Snead, cf.....	21
1960	Harold Honeycutt, c.....	24
1961	Eddie Hite, 2b.....	17
1962	Eddie Hite, 2b.....	10
1963	Dave Blake, rf.....	16
1964	Sonny Rice, of.....	17
1965	Bob Dickerson, 3b.....	18
1966	Bob Kramer, 2b.....	16
1967	Jerry Vinson, ss.....	17
1968	Bob Elwell, cf.....	18
1969	Wayne Javins, 3b.....	30
1970	Steve Rosson, cf.....	16
1971	Rick Harris, of-p.....	18
1972	Vince Carbaugh, 2b.....	19
1973	Mike Dixon, of.....	21
1974	David Halstead, of.....	21
	Vince Carbaugh, 2b.....	21
1975	Gene Fornash, 2b.....	32
1976	Paul Adams, dh.....	46
1977	Dennis Duff, lf.....	41
1978	Dennis Duff, lf.....	39
1979	Harold Williams, 1b.....	38
1980	Brian Rupe, lf.....	50
1981	Franklin Stubbs, 1b.....	80
1982	Brian Rupe, cf.....	*82
1983	Eric Helgeson, of.....	45

1984	Tim Buheller, cf.....	69
1985	Tim Buheller, cf.....	*82
1986	George Canale, 1b.....	76
1986	Doug Basse, lf.....	76
1987	Trey McCoy, lf.....	53
1988	Len Wentz, 2b.....	73
1989	Craig Blum, ss.....	66
1990	David Dallas, 2b-ss.....	56
1991	David Dallas, ss.....	51
1992	David Dallas, 2b.....	58
1993	Dee Dalton, ss.....	49
1994	Bo Durkac, 3b.....	57
1995	Bo Durkac, 3b.....	54
1996	Kevin Barker, cf.....	63
1997	Barry Gauch, c.....	58
1998	Eric Shiflett, lf.....	49
1999	Matt Griswold, of.....	67
2000	Addison Bowman, lf-3b.....	49
2001	Chris Hutchison, rf.....	47
2002	Brad Bauder, cf.....	55
2003	Marc Tugwell, 2b.....	64
2004	Chris Stanton, 3b.....	49
2005	Chris Stanton, 1b.....	41
2006	Matt Hacker, 2b.....	44

Hits

Year	Name, Pos.	Hits
1954	Howie Wright, c.....	34
1955	Howie Wright, c.....	26
1956	Leo Burke, cf.....	28
1957	Bobby Wolfenden, p-of.....	24
1958	Dave Kuhn, p.....	29
1959	Dickie Snead, of.....	27
1960	Travis Poole, of.....	25
1961	Dave Blake, c.....	25
1962	Eddie Hite, 2b.....	18
1963	Tom Green, of.....	32
	Dave Blake, rf.....	32
1964	DeMoss Price, 3b.....	22
1965	Bob Dickerson, 3b.....	27
1966	Johnny Oates, c.....	23
1967	Johnny Oates, c.....	25
1968	Jim Dean, 1b.....	30
1969	Dean Hahn, p-of.....	44
1970	Wayne Javins, 3b.....	30
1971	John Van Arnhem, c.....	49
1972	Gene Fornash, ss.....	29
1973	Gene Fornash, ss.....	32
1974	Vince Carbaugh, 2b.....	36
1975	Gene Fornash, 2b.....	48
1976	Scott Atkins, ss.....	53
1977	Dennis Duff, lf.....	49
1978	Andy Aldrich, dh.....	48
	Dennis Duff, lf.....	48
1979	Harold Williams, 1b.....	49
1980	Jim Stewart, rf.....	60
1981	Brian Rupe, cf.....	84
1982	Jim Stewart, 3b.....	88
1983	Budgie Clark, 2b.....	63
1984	Budgie Clark, 2b.....	75
1985	Tim Buheller, cf.....	*92
	Shaun Sullivan, rf.....	*92
1986	Doug Basse, lf.....	82
1987	Trey McCoy, lf.....	67
1988	Randy Berlin, dh.....	86
1989	Craig Blum, ss.....	85
1990	Len Wentz, 3b.....	77
1991	David Dallas, ss.....	66
1992	Steve Render, lf.....	72
1993	Bo Durkac, 3b.....	77
1994	Bo Durkac, 3b.....	75
1995	Mike Terhune, 2b.....	76
1996	Kevin Barker, cf.....	73
1997	Chad Foutz, 3b.....	88



Sean Sullivan had 92 hits in 1985.

1998	Addison Bowman, 3b.....	71
1999	Barry Gauch, c.....	85
2000	Addison Bowman, lf-3b.....	78
2001	John West, 1b.....	75
2002	John West, 3b.....	82
2003	Marc Tugwell, 2b.....	90
2004	Chris Stanton, 3b.....	69
2005	Bryan Thomas, 3b.....	71
2006	Matt Hacker, 2b.....	64

Doubles

Year	Name, Pos.	Doubles
1954	Jimmy Clarke, 2b.....	4
1955	Bobby Scruggs, ss.....	9
1956	Cecil Maynor, 1b-of.....	6
1957	Jimmy Steele, 2b.....	5
	John Sapon, c.....	5
	Jimmy Seay, ss.....	5
1958	Dave Kuhn, p.....	10
1959	Al Sebest, 3b-c.....	6
1960	Jimmy Graves, p-rf.....	5
1961	Eddie Hite, 2b.....	5
1962	Eddie Hite, 2b.....	2
	Dee Dalrymple, ss.....	2
	Wayne Hanks, 1b.....	2
1963	Dave Blake, rf.....	5
1964	Tom Green, of.....	4
	Sonny Rice, of.....	4
	M.H. Herndon, inf-p.....	4
1965	Tommy Black, ss.....	6
1966	Tom Childress, 3b.....	3
1967	Bob Elwell, of.....	7
1968	Jerry Vinson, ss.....	7
1969	Wayne Javins, 3b.....	9
	Dean Hahn, p-of.....	9
1970	Wayne Javins, ss.....	12
1971	John Van Arnhem, c.....	7
	Wayne Javins, 3b-ss.....	7
1972	Mike Dixon, of.....	6

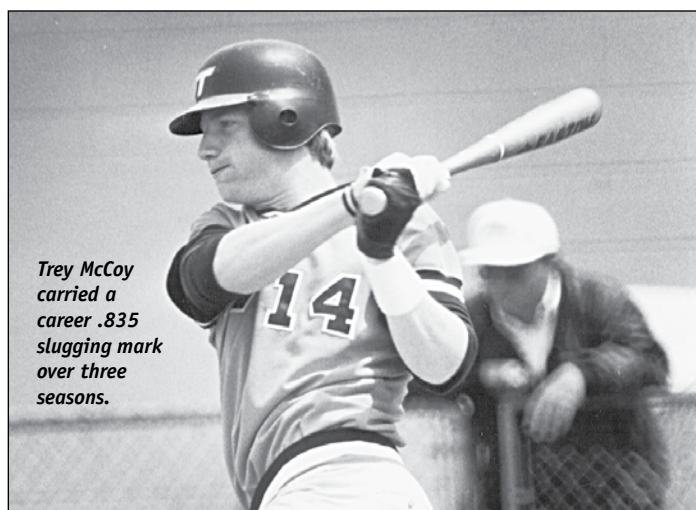


Casey Waller, Tech's season leader in doubles, dives for home.

Year-by-Year Leaders: 1954-2006

1973	Paul Allen, 1b	6
1974	Gene Fornash, ss	8
1975	David Halstead, of-p	11
1976	Paul Adams, dh	12
	Wayne Shelton, c	12
	Lewis Dillon, 1b	12
1977	Steve Dodd, rf	9
1978	Dennis Duff, lf	10
1979	Andy Aldrich, dh	13
1980	Jay Phillips, 3b	12
1981	Jimmy Foit, ss	18
1982	Jay Phillips, 2b	21
1983	Shaun Sullivan, cf	11
	Budgie Clark, 2b	11
	Billy Plante, of-3b	11
1984	Budgie Clark, 2b	17
1985	Shaun Sullivan, rf	17
1986	Doug Basse, lf	19
1987	Trey McCoy, lf	16
1988	Alan El-Amin, rf	22
1989	Casey Waller, 3b	*25
1990	Len Wentz, 3b	20
1991	J.R. Hawkins, dh	14
1992	Les Jennette, 1b	18
1993	J.R. Hawkins, rf	15
1994	Bo Durkac, 3b	24
1995	Bo Durkac, 3b	23
1996	Josh Herman, c	20
1997	Eric Shiflett, lf	16
1998	Matt Griswold, rf	18
	Addison Bowman, 3b	18
1999	Addison Bowman, ss	18
2000	Addison Bowman, lf-3b	14
	Jed English, dh-c	14
2001	Addison Bowman, 3b	16
2002	Brad Bauder, cf	21
2003	Marc Tugwell, 2b	17
2004	Wyatt Toregas, c	14
2005	Chris Stanton, 1b	18
2006	Matt Hacker, 2b	14
	Jose Cueto, rf	14

1975	Lewis Dillon, 1b	4
1976	Paul Adams, dh	4
1977	Dennis Duff, lf	4
1978	Andy Aldrich, dh	4
1979	Harold Williams, 1b	2
	Brian Rupe, cf	2
1980	Franklin Stubbs, 1b	5
1981	Jim Stewart, 3b	5
1982	Jimmy Foit, ss	3
	Wayne King, dh	3
1983	seven players with 1 each	
1984	Tim Buheller, cf	2
1985	George Canale, 1b	4
1986	Tim Buheller, cf	5
1987	Brian Henderson, ss	2
1988	Len Wentz, 2b	3
1989	Len Wentz, 2b	4
	Mike Conte, cf	4
1990	Shaun Thomas, cf	7
1991	David Dallas, ss	5
1992	Jay Honse, 1b	4
1993	Dee Dalton, ss	3
1994	Bo Durkac, 3b	5
1995	Kevin Barker, cf	6
1996	Kevin Barker, cf	*9
1997	Randy Martin, 2b	5
1998	Chad Foutz, 3b-ss	2
1999	Larry Bowles, 1b-p	3
	Barry Gauch, c	3
	Chris Hutchison, of	3
2000	Brad Bauder, of	3
	Spencer Harris, ss	3
	Chris Hutchison, rf	3
2001	John West, 1b	4
2002	Wyatt Toregas, c-rf	4
2003	Chris Stanton, 3b	6
2004	Sheldon Adams, of	3
2005	Bryan Thomas, 3b	4
2006	Nate Parks, cf	3
	Luke Padgett, dh	3



1963	Larry Lawson, c	5
1964	Henry Webb, 1b	2
	Eddie Broce, 2b	2
1965	Henry Webb, 1b	2
	Wade Walsh, c	2
	Hank Gordon, c-of	2
1966	Johnny Oates, c	3
1967	Johnny Oates, c	4
1968	Dean Hahn, p	5
1969	Wayne Javins, 3b	3
	George Shorter, c	3
1970	Ken Weatherman, 3b	3
1971	John Van Arnhem, c	7
	Wayne Javins, 3b-ss	7
1972	John Van Arnhem, c	3
1973	five players with 2 each	
1974	David Halstead, of	6
1975	Paul Adams, dh	9
1976	Paul Adams, dh	10
1977	Wayne Shelton, c	10
1978	Dennis Duff, lf	15
1979	Harold Williams, 1b	7
	Dave Richardson, rf	7
1980	Franklin Stubbs, 1b	13
1981	Franklin Stubbs, 1b	*29
1982	Jim Stewart, 3b	18
	Brian Rupe, cf	18
1983	Budgie Clark, 2b	11
1984	Billy Plante, 3b	23
1985	Billy Plante, 3b	27
1986	George Canale, 1b	*29
1987	Trey McCoy, lf	21
1988	Trey McCoy, lf	24
1989	Mike Conte, cf	14
1990	Rod Emmons, rf	8
	Len Wentz, 3b	8
	Les Jennette, 1b	8
1991	J.R. Hawkins, dh	5
1992	Les Jennette, 1b	12
1993	Dee Dalton, ss	14
1994	David Fitt, 1b	11
1995	Bo Durkac, 3b	13
1996	Kevin Barker, cf	20
1997	Barry Gauch, c	14
1998	Matt Griswold, rf	9
	Barry Gauch, c	9
1999	Larry Bowles, 1b-p	14
2000	Addison Bowman, lf-3b	10
2001	Addison Bowman, 3b	7
	John West, 1b	7
2002	Brad Bauder, cf	14


2003	Brad Bauder, cf	11
2004	Sean O'Brien, 1b	6
2005	Billy Marn, dh-of	6
2006	Jose Cueto, rf	6

Runs Batted In

Year	Name, Pos.	RBIs
1954	Howie Wright, c	17
1955	Leo Burke, cf	21
1956	Leo Burke, cf	19
1957	Ray Struder, 3b	11
1958	Bob McCoy, 1b	19
1959	Dickie Snead, of	25
1960	Lee Reynolds, inf	22
1961	Lee Melear, p-1b	14
	Malcolm Cook, inf-p	14
1962	Don Coleman, p-of	10
1963	Dave Blake, rf	14
	Larry Lawson, c	14
1964	DeMoss Price, 3b	10
	Sonny Rice, of	10
1965	M.H. Herndon, of	13
1966	Johnny Oates, c	18
1967	Johnny Oates, c	16
	Dick Shroy, of	16
1968	Jim Dean, 1b	25
1969	Dean Hahn, p-of	27
	Bob Elwell, cf	27
1970	Wayne Javins, ss	15
1971	John Van Arnhem, c	34
1972	Gene Fornash, ss	14
1973	Gene Fornash, ss	14
1974	David Halstead, of	27
1975	Gene Fornash, 2b	29
1976	Paul Adams, dh	55
1977	Wayne Shelton, c	42
1978	Dennis Duff, lf	44
1979	Harold Williams, 1b	31
1980	Franklin Stubbs, 1b	49
1981	Franklin Stubbs, 1b	83
1982	Jim Stewart, 3b	68
1983	Budgie Clark, 2b	59
1984	George Canale, 1b	77
1985	Billy Plante, 3b	*88
1986	Trey McCoy, 3b	79
1987	Trey McCoy, lf	66
1988	Trey McCoy, lf	69
1989	Mike Conte, cf	60
1990	Les Jennette, 1b	55
1991	J.R. Hawkins, dh	36
1992	Les Jennette, 1b	73

Triples

Year	Name, Pos.	Triples
1954	Leo Burke, cf	3
1955	Jimmy Clarke, 2b	4
1956	Gerald Williams, p	2
1957	Dave Kuhn, p	2
1958	Dave Kuhn, p	2
1959	Dickie Snead, of	4
1960	Harold Honeycutt, c	2
	Lee Reynolds, inf	2
1961	Dave Blake, rf	2
1962	Eddie Hite, 2b	3
1963	Dave Blake, rf	2
	Larry Lawson, c	2
	Aster Sizemore, 3b	2
1964	John Whitesell, p	3
1965	Bob Kramer, 2b	2
1966	Johnny Oates, c	4
1967	Dick Shroy, of	1
	Jim Dean, 1b	1
1968	Jim Dean, 1b	2
	Dean Hahn, p-of	2
1969	Ron Shockley, p	2
1970	Mike Dixon, of	1
	Jimmy Jefferson, of	1
	Phil Eggborn, rf	1
1971	seven players with 1 each	
1972	Daryl McMurtry, inf-c	2
1973	Gene Fornash, ss	2
	Mike Arrington, p	2
1974	David Halstead, of	4



Billy Plante

Home Runs

Year	Name, Pos.	Home Runs
1954	Howie Wright, c	5
1955	Leo Burke, cf	2
	Welford Lucy, 1b	2
	Dave Kuhn, p	2
1956	Leo Burke, cf	3
1957	Bobby Wolfenden, p	2
	John Sapon, c	2
1958	Bob McCoy, 1b	2
	John Brannon, p	2
1959	Dickie Snead, of	3
	Jimmy Graves, of-p	3
1960	Travis Poole, of	4
1961	Don Coleman, p-rf	3
1962	Lee Melear, p	1
	Don Coleman, p-rf	1
	Sam Jenkins, p	1

1993	J.R. Hawkins, rf.....	46
1994	Bo Durkac, 3b.....	63
1995	Kevin Barker, cf.....	44
1996	Kevin Barker, cf.....	62
1997	Barry Gauch, c.....	70
1998	Matt Griswold, rf.....	65
1999	Barry Gauch, c.....	61
2000	Addison Bowman, lf-3b.....	49
2001	Addison Bowman, 3b.....	48
2002	Brad Bauder, cf.....	60
2003	Wyatt Toregas, c.....	60
2004	Sean O'Brien, 1b.....	45
2005	Bryan Thomas, 3b.....	31
2006	Bryan Thomas, 3b.....	48

Stolen Bases

Year	Name, Pos.	SBs
1954	Howie Wright, c.....	20
1955	Howie Wright, c.....	15
1956	Jimmy Steele, 2b.....	5
1957	Jimmy Steele, 2b.....	8
1958	Jimmy Steele, 3b.....	8
	Dave Kuhn, p.....	8
1959	Jimmy Steele, 2b.....	10
1960	Lee Reynolds, inf.....	6
1961	Eddie Hite, 2b.....	12
1962	Eddie Hite, 2b.....	8
1963	Dave Blake, rf.....	10
1964	Bob Dickerson, 3b.....	6
1965	Bob Dickerson, 3b.....	6
1966	Bob Kramer, 2b.....	5
1967	Dean Hahn, p-of.....	4
	Jerry Vinson, ss.....	4
	Bobby Settle, inf.....	4
1968	Eddy Oates, 1b-p.....	6
1969	Bobby Settle, 2b.....	9
1970	Johnny Foster, p-1b.....	4
1971	Vince Carbaugh, 2b.....	6
1972	Mike Dixon, of.....	9
1973	Tony Varboncoeur, 3b.....	5
1974	Tom Acree, lf.....	7
1975	Tony Varboncoeur, 3b.....	13
1976	Rick Wade, 3b.....	28
1977	Rick Wade, 3b.....	21
	Dan Griel, 2b.....	21
1978	Scott Atkins, ss.....	14
1979	Brian Rupe, cf.....	22
1980	Jay Phillips, 3b.....	24
	Jim Stewart, rf.....	24
1981	Franklin Stubbs, 1b.....	34
1982	Brian Rupe, cf.....	30
1983	Tim Buheller, of.....	33
1984	Tim Buheller, cf.....	35
1985	Tim Buheller, cf.....	*40
1986	Tim Buheller, cf.....	32
1987	Brian Henderson, ss.....	9
1988	Randy Berlin, dh.....	16
1989	Mike Conte, cf.....	20
1990	David Dallas, 2b-ss.....	29
1991	David Dallas, ss.....	27
1992	David Dallas, 2b.....	23
1993	Popeye Smith, cf.....	9
1994	Popeye Smith, cf.....	14
1995	Mike Terhune, 2b.....	10
1996	David Fitt, 1b.....	17
1997	Randy Martin, 2b.....	18
1998	Randy Martin, 2b.....	16
1999	Randy Martin, 2b.....	31
2000	Gray Hodges, cf.....	13
2001	Spencer Harris, ss.....	10
2002	John West, 3b.....	12
	Marc Tugwell, 2b.....	12
	Chris Stanton, lf.....	12
2003	Chris Stanton, 3b.....	23
2004	Chris Stanton, 3b.....	34
2005	Nate Parks, cf.....	18
2006	Nate Parks, cf.....	30

Pitching Victories


Year	Name (L-R)	Wins
1954	Jim Beard (R).....	7
1955	Grover Jones (L).....	4
1956	three pitchers with 2 each	
1957	Dave Kuhn (R).....	4
1958	four pitchers with 2 each	
1959	John Brannon (R).....	5
1960	Jimmy Graves (R).....	6
1961	Lee Melear (L).....	5
1962	Lee Melear (L).....	5
1963	Lee Melear (L).....	5
	Sam Jenkins (L).....	5
1964	John Whitesell (R).....	6
1965	Rick Alander (R).....	5
1966	John Whitesell (R).....	5
1967	Dean Hahn (R).....	6
1968	Wayne Groseclose (R).....	6
1969	Eddy Oates (R).....	7
1970	Berky Cundiff (R).....	6
1971	Berky Cundiff (R).....	4
1972	Berky Cundiff (R).....	5
1973	Jerry Watkins (R).....	5
1974	Mike Arrington (R).....	4
1975	Mike Arrington (R).....	8
1976	Jimmy Puglisi (R).....	7
1977	Duke Dickerson (R).....	10
1978	Mike Rhodes (L).....	6
1979	Dave Grier (R).....	9
1980	Mike Rhodes (L).....	8
1981	Paul Levy (L).....	11
1982	Ray Perkins (R).....	11
1983	Rick Knapp (R).....	10
1984	three pitchers with 8 each	
1985	Bean Stringfellow (L).....	10
1986	David Potts (R).....	9
1987	Brad DuVall (R).....	9
1988	Brad DuVall (R).....	11
1989	Mike Williams (R).....	11
1990	Mike Williams (R).....	11
1991	Scott Robertson (R).....	6
1992	Brad Clontz (R).....	*12
1993	Jamie Patteson (R).....	8
1994	Brian Fitzgerald (L).....	9
1995	Brian Fitzgerald (L).....	7
1996	three pitchers with 7 each	
1997	Denny Wagner (R).....	10
1998	Jon Hand (R).....	8
1999	Jason Bush (R).....	11



David Dallas



Bean Stringfellow



Joe Saunders

2000	Jason Bush (R).....	9
	Joe Saunders (L).....	9
2001	Joe Saunders (L).....	9
2002	Joe Saunders (L).....	9
2003	Ryan Kennedy (L).....	6
2004	Josh Biber (R).....	5
	Ryan Kennedy (L).....	5
2005	Ryan Kennedy (L).....	5
	Jake Chaney (R).....	5
2006	Adam Redd (R).....	5


Innings Pitched

Year	Name (L-R)	Innings
1954	Jim Beard (R).....	68
1955		
1956		
1957	Dave Kuhn (R).....	43.1
1958	John Brannon (R).....	51.0
1959	John Brannon (R).....	59.1
1960	Jimmy Graves (R).....	77.1
1961	Lee Melear (L).....	74.2
1962	Lee Melear (L).....	63.1
1963	Lee Melear (L).....	68.2
1964	John Whitesell (R).....	64.1
1965	Rick Alander (R).....	57.2
1966	John Whitesell (R).....	57.0
1967	Dean Hahn (R).....	52.2
1968	Steve Pittman (R).....	57.1
1969	Steve Pittman (R).....	68.0
1970	Berky Cundiff (R).....	61.0
1971	Doug Horton (R).....	50.0
1972	Berky Cundiff (R).....	59.0
1973	Berky Cundiff (R).....	64.1
1974	Mike Arrington (R).....	67.1
1975	Mike Arrington (R).....	98.1
1976	Jimmy Puglisi (R).....	69.2

1977	Duke Dickerson (R).....	101.0
1978	Duke Dickerson (R).....	68.0
1979	Dave Grier (R).....	94.0
1980	Mike Rhodes (L).....	86.0
1981	Paul Levy (L).....	98.0
1982	Ray Perkins (R).....	109.2
1983	John Patton (R).....	86.0
1984	Bean Stringfellow (L).....	84.0
1985	Bean Stringfellow (L).....	114.1
1986	David Potts (R).....	102.2
1987	Brad DuVall (R).....	88.2
1988	Brad DuVall (R).....	99.0
1989	Mike Williams (R).....	118.0
1990	Mike Williams (R).....	122.0
1991	Brad Clontz (R).....	85.1
1992	Brad Clontz (R).....	*130.0
1993	Ron Preston (R).....	90.0
1994	Brian Fitzgerald (L).....	115.2
1995	Brian Fitzgerald (L).....	117.1
1996	Brian Fitzgerald (L).....	96.2
1997	Denny Wagner (R).....	112.1
1998	Jon Hand (R).....	105.2
1999	Pat Pinkman (L).....	118.2
2000	Jason Bush (R).....	109.0
2001	Joe Saunders (L).....	116.1
2002	Jason Bush (R).....	101.1
2003	Jeff Landing (R).....	70.0
2004	Ryan Kennedy (L).....	84.2
2005	Ryan Kennedy (L).....	100.0
2006	David Cross (R).....	79.1

Strikeouts


Year	Name (L-R)	SOs
1954	Jim Beard (R).....	68
1955		
1956		
1957	Dave Kuhn (R).....	31
1958	John Brannon (R).....	47
1959	John Brannon (R).....	63
1960	Jimmy Graves (R).....	53
1961	Lee Melear (L).....	65
1962	Lee Melear (L).....	56
1963	Lee Melear (L).....	58
1964	John Whitesell (R).....	61
1965	Rick Alander (R).....	47
1966	John Whitesell (R).....	49
1967	Dean Hahn (R).....	66
1968	Wayne Groseclose (R).....	47
1969	Eddy Oates (R).....	45
1970	Berky Cundiff (R).....	58
1971	Berky Cundiff (R).....	37
1972	Mike Arrington (R).....	54
1973	Berky Cundiff (R).....	43
1974	Mike Arrington (R).....	55
1975	Mike Arrington (R).....	93
1976	Jimmy Puglisi (R).....	49
1977	Jimmy Puglisi (R).....	72
1978	Jimmy Puglisi (R).....	43
1979	Dave Grier (R).....	62
1980	Mike Rhodes (L).....	77
1981	Paul Levy (L).....	71
1982	John Patton (R).....	82
1983	John Patton (R).....	63



Brad Clontz holds the Tech single-season record for wins with 12.



Ian Ostlund



Lee Melear



Berky Cundiff



Larry Bowles hit 14 home runs and won 10 games on the mound in 1999.

1984	Bean Stringfellow (L)	80
1985	Bean Stringfellow (L)	*119
1986	David Potts (R)	92
1987	Brad DuVall (R)	90
1988	Brad DuVall (R)	94
	Greg Ferguson (L)	94
1989	Mike Williams (R)	99
1990	Mike Williams (R)	97
1991	Brad Clontz (R)	84
1992	Brad Clontz (R)	115
1993	Ron Preston (R)	57
1994	Ron Preston (R)	69
1995	Brian Fitzgerald (L)	84
1996	Brian Fitzgerald (L)	86
1997	Denny Wagner (R)	110
1998	Pat Pinkman (L)	82
1999	Larry Bowles (L)	106
2000	Jason Bush (R)	70
2001	Joe Saunders (L)	87
2002	Joe Saunders (L)	102
2003	Jeff Landing (R)	52
2004	Ryan Kennedy (L)	61
2005	Ryan Kennedy (L)	74
2006	Nicky Bowers (R)	53

Earned Run Average
(Starters and top relievers only)

Year	Name (L-R)	ERA
1954	John Dean (R)	2.35
1955		
1956		
1957	Dave Kuhn (R)	1.45
1958	Sam Jackson (R)	3.90
1959	Bill May (R)	2.96
1960	Jimmy Graves (R)	1.51
1961	Lee Melear (L)	2.41
1962	Sam Jenkins (L)	*0.49
1963	Lee Melear (L)	1.97

1964	Skip Vance (R)	2.56
1965	Dickie Kelly (L)	2.72
1966	John Whitesell (R)	3.47
1967	Dean Hahn (R)	2.22
1968	Wayne Groseclose (R)	1.42
1969	Eddy Oates (R)	1.16
1970	Doug Horton (R)	1.21
1971	Jack Tatem (R)	1.30
1972	Berky Cundiff (R)	1.98
1973	Berky Cundiff (R)	1.82
1974	Mike Arrington (R)	2.00
1975	Jimmy Puglisi (R)	2.15
1976	Orvin Kiser (R)	0.73
1977	Dean Powell (L)	1.35
1978	Timmy Puglisi (R)	2.87
1979	Jimmy Chellis (R)	3.08
1980	Mike Rhodes (L)	2.51
1981	Jeff Heidig (L)	2.73
1982	Jim Stewart (R)	2.31
1983	Bean Stringfellow (L)	2.52
1984	Rodney Brooks (R)	2.84
1985	Bean Stringfellow (L)	3.31
1986	David Potts (R)	4.12
1987	Greg Ferguson (L)	2.21
1988	Wally Galla (R)	3.61
1989	Mike Williams (R)	3.28
1990	Scott Sorkin (R)	2.28
1991	Brad Clontz (R)	3.69
1992	Brad Clontz (R)	3.32
1993	Mark Thompson (R)	1.37
1994	Charlie Gillian (R)	1.53
1995	Charlie Gillian (R)	1.45
1996	Charlie Gillian (R)	1.98
1997	Rob Simms (R)	3.12
1998	Pat Pinkman (L)	3.97
1999	Pat Pinkman (L)	3.72
2000	Joe Saunders (L)	3.92
2001	Joe Saunders (L)	3.48
2002	Joe Saunders (L)	2.86
2003	Matt Dalton (R)	0.76
2004	Nicky Bowers (R)	2.61
2005	Ryan Kennedy (L)	4.05
2006	Adam Redd (R)	3.40

*Tech record

Best Control

SEASON (Minimum 45 Innings Pitched)

Player	Year	BB	IP	BB per 9 innings
Ian Ostlund	2001	15	101.1	1.33
Berky Cundiff	1972	11	59	1.68
Berky Cundiff	1973	12	64.1	1.68
Jon Hand	1996	17	90.1	1.69
Brian Fitzgerald	1993	11	57.2	1.72
Jason Bush	2000	21	109	1.73
Brian Fitzgerald	1995	23	117.1	1.76
Jon Hand	1998	21	105.2	1.79
Duke Dickerson	1976	11	54.2	1.81
Duke Dickerson	1978	14	68	1.85
Bryce Gammon	1994	10	48	1.88
Berky Cundiff	1970	13	61	1.92
Bob Fisher	1978	10	46.1	1.94
Jason Bush	2002	22	101.1	1.95
Sean Hummel	1996	18	82.2	1.96
Lee Melear	1963	15	68.2	1.97

CAREER (Minimum 135 Innings Pitched)

Player	Years	BB	IP	Ratio
Brian Fitzgerald	1993-96	84	387.1	1.95
Berky Cundiff	1970-73	51	230.2	1.99
Jon Hand	1995-98	89	376.2	2.13
Jason Bush	1999-02	96	377.1	2.29
Steve Pittman	1967-69	42	155.2	2.43
Lee Melear	1961-63	60	206.2	2.61

Toughest Strikeouts

SEASON (Minimum 70 At Bats)


Player, Pos.	Year	SO	AB	Ratio	SO to AB
Mike Preisser, 2b	1979	0	130		0-130
Wayne King, 1b	1983	3	169		1-56.3
John Van Arnhem, c	1971	2	95		1-47.5
Sandy Hill, cf	1975	2	88		1-44.0
Josh Herman, dh-c	1993	2	80		1-40.0
Eddy Oates, 2b	1970	3	84		1-28.0
Jay Phillips, 2b	1982	8	217		1-27.1
Mike Preisser, 3b-of	1978	4	98		1-24.5
M.H. Herndon, 3b-of	1965	3	73		1-24.3
Dave Blake, rf	1963	4	84		1-21.0
Brian Rupe, lf	1980	9	183		1-20.3

CAREER

	Year	SO	AB	SO to AB
4-Year Career:				
Mike Preisser, 2b	1977-80	25	497	1-19.9
3-Year Career:				
Wayne King, 1b-dh	1981-83	18	339	1-18.8
2-Year Career:				
John Van Arnhem, c	1971-72	8	172	1-21.5

Leading Hitters Since 1953


Yr.	Cl.	B.Avg.	Yr.	Cl.	B.Avg.	Yr.	Cl.	B.Avg.	Yr.	Cl.	B.Avg.				
71	Jr.	John Van Arnhem	.516	86	Jr.	George Canale	.373	85	Jr.	Tim Buheller	.362	70	Jr.	Wayne Javins	.357
93	So.	Bo Durkac	.423	85	Sr.	Shaun Sullivan	.372	96	Jr.	Kevin Barker	.361	01	Jr.	John West	.357
81	Jr.	Brian Rupe	.420	04	Fr.	Sean O'Brien	.372	98	Jr.	Matt Griswold	.361	59	Jr.	Travis Poole	.356
92	Jr.	Mike Reedy	.418	99	Sr.	Barry Gauch	.374	81	Jr.	Jimmy Foit	.360	59	Jr.	Jimmy Graves	.356
81	So.	Franklin Stubbs	.417	85	Sr.	Chuck Boyle	.372	83	So.	Budgie Clark	.360	75	Sr.	Gene Fornash	.356
58	Sr.	Dave Kuhn	.414	91	Jr.	David Dallas	.371	92	Sr.	Steve Render	.360	97	Sr.	Matt Reynolds	.356
63	Jr.	Tom Green	.410	81	Jr.	Jim Stewart	.369	59	Sr.	John Brannon	.359	66	Sr.	M.H. Herndon	.355
66	So.	Johnny Oates	.410	97	So.	Eric Shiflett	.369	84	Sr.	John Bowler	.359	88	Jr.	Mike Conte	.352
97	So.	Matt Griswold	.408	61	So.	Lee Melear	.368	72	Fr.	Gene Fornash	.358	99	So.	Addison Bowman	.352
87	So.	Trey McCoy	.406	97	So.	Chad Foutz	.368	80	So.	Jay Phillips	.358	83	Fr.	Tim Buheller	.351
82	Sr.	Jim Stewart	.404	00	Fr.	Jed English	.368	92	Sr.	David Dallas	.358	68	Jr.	Dean Hahn	.350
03	Sr.	Marc Tugwell	.398	69	Sr.	Dean Hahn	.367	68	Jr.	Dean Hahn	.357	84	Jr.	Budgie Clark	.350
84	Jr.	Billy Plante	.392	81	Sr.	Andy Aldrich	.367								
03	So.	Chris Stanton	.392	54	Jr.	Howie Wright	.366								
99	So.	Larry Bowles	.390	74	Jr.	David Halstead	.366								
92	Sr.	Les Jennette	.389	86	Sr.	Doug Basse	.366								
59	Jr.	Dickie Sneed	.386	56	So.	Cecil Maynor	.365								
05	So.	Bryan Thomas	.384	84	Jr.	Shaun Sullivan	.365								
63	Sr.	Dave Blake	.381	89	Jr.	Casey Waller	.365								
88	Jr.	Trey McCoy	.381	89	Jr.	Len Wentz	.365								
88	Jr.	Randy Berlin	.381	90	Sr.	Len Wentz	.365								
68	Sr.	Jim Dean	.378	98	Jr.	Eric Shiflett	.365								
89	Sr.	Craig Blum	.378	55	Jr.	Macey White	.364								
02	Sr.	John West	.378	76	Jr.	Sandy Hill	.364								
73	So.	Gene Fornash	.376	82	Jr.	Wayne King	.364								
83	So.	Shaun Sullivan	.375	81	Jr.	Joe Mitchell	.363								



Chuck Hartman



G.F. "Red" Laird



Bob Humphreys




John Van Arnhem

Coaches' Records

Years	Coach	Seasons	Won	Lost	Tied	Pct.
1895	J. McJames	1	3	2	0	.600
1896	R.S. Wilkins	1	3	8	0	.273
1897	Lipep	1	9	6	0	.600
1900-01	Dr. A.B. Morrison	2	11	8	0	.579
1903	Orth	1	8	4	0	.667
1904	R.R. Brown	1	6	5	0	.546
1905	Dr. Knox	1	6	5	0	.546
1906-07	S.S. (Happy) Eckerstone	2	10	11	0	.476
1908	C.P. Miles	1	3	4	1	.438
1909	R.M. Brown	1	11	6	0	.647
1910-11	Branch Bocock	2	23	14	1	.618
1912	L.W. Reiss	1	9	9	0	.500
1913	C.P. Miles	1	3	3	0	.500
1914	Branch Bocock	1	15	4	1	.775
1915	R.B. Prince	1	21	0	0	1.000
1916-17	W.G. Breintenstein	2	18	5	0	.783
1918-20	Charles A. Bernier	3	36	23	0	.610
1921-23	W.L. (Monk) Younger	3	31	27	3	.533
1924-32	George S. Kircher	9	77	56	7	.575
1933-39	H.M. (Mac) McEver	7	41	72	1	.364
1940-43	G.F. (Red) Laird	4	27	28	1	.491
1944	H.M. (Mac) McEver	1	9	4	0	.692
1945-47	G.S. (Gummy) Proctor	3	29	21	0	.580
1948-73	G.F. (Red) Laird	26	316	247	3	.561
1974-78	Bob Humphreys	5	135	60	0	.692
1979-06	Chuck Hartman	28	961	591	8	.619

Most Wins

Coach	Seasons	Won	Lost	Tied	Pct.
Chuck Hartman	28	961	591	8	.619
G.F. (Red) Laird	30	343	275	4	.555
Bob Humphreys	5	135	60	0	.692
George S. Kircher	9	77	56	7	.575
H.M. (Mac) McEver	8	50	76	1	.398



Bo Durkac



Mike Reedy



Matt Griswold



First Baseball Number Retired

The familiar No.1 will no longer be seen on a baseball jersey at Virginia Tech. Hall of Fame coach Chuck Hartman's jersey and number were retired during a special ceremony on Sept. 22, 2006. Hartman retired from coaching in June, following 28 seasons at Virginia Tech and 47 seasons on the collegiate level. His number is the first baseball number to be retired at Tech.

Hartman earned the highest recognition a collegiate coach can receive when he was inducted into the American Baseball Coaches Association Hall of Fame during the ABCA 2004 annual convention in San Antonio, Texas. The honor came just a little over a year after his induction into the Virginia Tech Sports Hall of Fame in November 2002, and was magnified by the fact that he was already a member of the National Association of Intercollegiate Athletics Hall of Fame.

Hartman's overall coaching record of 1,444-816-8 places him fourth in all-time wins among Division I baseball coaches. His final record at Tech is 961-591-8. He became Tech's winningest baseball coach in 1987 and guided Tech to more victories than any other coach during the university's athletic history.



First Baseball Jersey Retired

Virginia Tech retired the jersey of former Tech baseball great Johnny Oates on May 4, 2002 during a special ceremony prior to a double-header against Connecticut at English Field.


Oates was presented with a framed jersey in recognition of the honor and a special display with his name and number has been placed on the front of the press box. Oates' jersey is the first baseball jersey to be retired by Virginia Tech. His number 15 remains available to future Tech players.

Oates came to Blacksburg in 1965 and was an outstanding catcher for the Virginia Tech baseball team. He hit .410 in 1966 and .342 in 1967 before signing with the Baltimore Orioles after his junior season. Oates spent 11 seasons in the major leagues as a player, seeing action in two World Series with the Los Angeles Dodgers and one with the New York Yankees. After retiring as a player in 1981, Oates tried his hand at coaching, and went on to become the major league manager of the Baltimore Orioles and the Texas Rangers.

Oates was inducted into the Virginia Tech Sports Hall of Fame in 1983. He died Dec. 24, 2004.

Virginia Tech Pro Signees Since 1975

- 1975 Mike Arrington (Rangers)
Gene Fornash (Braves)
David Halstead (Tigers)
- 1976 Orvin Kiser (Rangers)
- 1977 Sandy Hill (Pirates)
- 1979 Dave Grier (Brewers)
Harold Williams (Braves)
- 1980 Mike Rhodes (Cardinals)
- 1982 Franklin Stubbs (Dodgers)
Brian Rupe (Twins)
Jay Phillips (Royals)
- 1982 Ray Perkins (Astros)
Jimmy Foit (Rangers)
Jim Stewart (Twins)
- 1982 Mark Krynitsky (Brewers)
- 1983 Rick Knapp (Rangers)
- 1983 John Patton (Rangers)
Wayne King (Rangers)
- 1985 Bean Stringfellow (Braves)
Billy Plante (Red Sox)
- 1986 George Canale (Brewers)
Tim Buheller (Red Sox)
David Potts (Astros)
- 1988 Brad DuVall (Cardinals)
Trey McCoy (Rangers)
Greg Ferguson (Athletics)
Randy Berlin (Cardinals)
- 1989 Mike Conte (Athletics)
Casey Waller (Phillies)
- 1990 Mike Williams (Phillies)
Greg Margheim (Reds)
Len Wentz (Reds)
- 1991 Clint Creed (Expos)
Joe McIntyre (Phillies)
- 1992 Brad Clontz (Braves)
Josh Haggas (Mets)
Les Jennette
(Salt Lake/Independent)
- 1993 Dee Dalton (Cardinals)
J.R. Hawkins (Dodgers)
- 1994 Denny Hedspeh (Dodgers)
- 1995 Bo Durkac (Diamondbacks)
- 1996 Kevin Barker (Brewers)
Brian Fitzgerald (Mariners)
Charlie Gillian (Twins)
- 1997 Denny Wagner (Athletics)
Kevin Kurilla (Phillies)
Kris Turberville (Reds)
- 1998 Jon Hand (Cardinals)
- 1999 Austin Rappé (White Sox)
Barry Gauch (White Sox)
Matt Griswold (Orioles)
- 2000 Larry Bowles (Angels)
- 2001 Ian Ostlund (Tigers)
Addison Bowman (Red Sox)
- 2002 Joe Saunders (Angels)
Jason Bush (Marlins)
Chip Runyon (Royals)
- 2003 Marc Tugwell (Phillies)
Matt Dalton (Blue Jays)
- 2004 Jeff Landing (Mets)
Wyatt Toregas (Indians)
- 2005 Chris Stanton (Giants)



Tech basketball great Dell Curry was drafted in the 14th round by the Baltimore Orioles after posting a 6-1 pitching mark for the Hokies in 1985 that included wins over Florida State and South Carolina. Curry went on to play 16 seasons in the NBA and is a member of the Virginia Tech Sports Hall of Fame.

Virginia Tech Sports Hall of Fame

The Virginia Tech Sports Hall of Fame was organized in 1982 to honor persons who have made outstanding contributions to athletics at the university. Since its inception, a total of 131 people have been enshrined. Hall of Fame members associated with the Tech baseball program are: Chuck Hartman, G.F. 'Red' Laird, C.P. 'Sally' Miles, Paul Dear, Johnny Oates, Mike Williams, Franklin Stubbs, Leo Burke, Terry Strock, Jim Stewart, Berkeley 'Berky' Cundiff, George Canale, H.M. 'Mac' McEver, Wilson Bell, Harry Bushkar, Howie Wright, William 'Monk' Younger, Lee Melear, Hunter Carpenter, Mel Henry, Herb Thomas, James Franklin Powell, Al Casey, Sterling Wingo, H.V. Hooper, Dell Curry, Billy Hardee, Ed Motley and Wendy Weisend.



Wilson Bell



Paul "Buddy" Dear

The UNIVERSITY



Hokie Stone

Hokie Stone is used to construct most of the buildings on the beautiful Tech campus. This natural rock is 475-million-year-old dolomite limestone, mined from a quarry located less than a mile from Cassell Coliseum.

In constructing the buildings at Tech, a stone mason shapes individual stones, arranges them and cements them together with mortar to create walls of great strength and durability.

What Is a Hokie?

That's the most often-asked question in Virginia Tech athletics. The answer leads all the way back to 1896 when Virginia Agricultural and Mechanical College changed its name to Virginia Polytechnic Institute. With the change came the necessity for writing a new cheer and a contest for such a purpose was held by the student body. Senior O.M. Stull won first prize for his "Hokie" yell which still is used today. Later, when asked if "Hokie" had any special meaning, Stull explained the word was solely the product of his imagination and was used only as an attention-getter for his yell. It soon became a nickname for all Tech teams and for those people loyal to Tech athletics. The official University school colors, Chicago maroon and burnt orange, also were introduced in 1896. The colors were chosen by a committee because they made a "unique combination" not worn elsewhere at the time.



A Great Place To Learn and Grow

*Beginning in 1872 with 132 students and two programs of study, Virginia Polytechnic Institute and State University, popularly known as Virginia Tech, has evolved into a comprehensive university of national and international prominence. With about 25,800 full-time students in Blacksburg and more than 2,000 other students statewide, the university produces world-class scholarship in a challenging academic environment. University tradition is firmly rooted in our motto, *Ut Prosim* (That I May Serve), and our historic land-grant mission is brought to life through learning, discovery, and engagement.*

Learning

Virginia Tech's challenging academic standards attract high-achieving students. Our eight colleges (Agriculture & Life Sciences, Architecture & Urban Studies, Engineering, Liberal Arts & Human Sciences, Natural Resources, Pamplin Business, Science, and Virginia-Maryland Regional College of Veterinary Medicine) and Graduate School offer more degree programs than any other university in the state with 60 undergraduate and 140 graduate offerings. Virginia Tech is one of the nation's leaders in developing and using instructional technologies. Some 85 percent of our departments offer e-learning courses, which have attracted more than 60,000 enrollments since 1998.

Discovery

The university's groundbreaking research transforms lives and communities. With annual research expenditures of about \$290 million, Virginia Tech is ranked 55th among research universities in the United States. The university, which has more than 100 research centers, also consistently ranks among the top institutions in industry-supported research and near the

top 10 in the number of patents issued each year.

The university's nationally and internationally recognized faculty and motivated students are involved in more than 3,500 research projects in fields ranging from biotechnology to materials, from the environment and energy to food and health, and from transportation to computing information.

Engagement

As part of our outreach mission and in adherence to our motto, we serve and engage the citizens of the commonwealth, the nation, and the world. Virginia Tech is involved in a multitude of economic and community development projects. These efforts focus on education and the dissemination of knowledge to the global society in which we live.

Professionals, organizations, and communities tap Virginia Tech's vast resources, expertise, and research results through hundreds of continuing and professional education programs and five campus centers. Virginia Tech has a long history of providing innovative distance-learning techniques, such as satellite videoconferencing, multimedia, interactive video, interactive computer

Virginia Tech at a Glance

- Eight colleges and graduate school
- 16:1 student-faculty ratio
- Main campus includes more than 100 buildings, 2,600 acres, and an airport
- Ranked 55th in university research in the United States
- All campus facilities, including residence halls, have high-speed connections to voice, data and video communications.
- The university's undergraduate engineering program is 17th among the nation's engineering schools and ninth among public universities, according to U.S. News & World Report.
- The university's career and technical education graduate program in the School of Education was ranked third nationally by U.S. News & World Report.
- The Pamplin College of Business undergraduate program was ranked 38th in the nation in the latest U.S. News and World Report rankings. The M.B.A. program was rated 58th in the world by the Financial Times.
- In 2004, the London Times ranked Virginia Tech among its top 200 universities in the world.



conferencing, and Web-based courses, to meet the various needs of working adults and other nontraditional students.


The Inn at Virginia Tech & Skelton Conference Center on campus and The Hotel Roanoke & Conference Center in Roanoke, both owned by Virginia Tech, support the university's outreach mission by working with faculty to plan and host conferences and continuing education and professional programs.

Virginia Tech manages more than \$30 million in funded economic development projects in 27 countries and encourages faculty members to

develop global course content and study abroad opportunities for students. In 2005-06, about 1,870 students from 117 foreign countries studied at Tech, while more than 800 Virginia Tech students studied abroad.

Virginia Cooperative Extension, operated jointly in the commonwealth by Virginia Tech and Virginia State University, has been helping people improve their economic, cultural, and social well being for more than 90 years. With 107 city/county offices, tens of thousands of volunteers, and programs across the state, Extension reaches and teaches millions of Virginians annually.





Visit Virginia Tech on the Internet at: www.vt.edu


Tech Improves Ranking Among 'Best Values' in Public Colleges

Virginia Tech has advanced its position among the top public colleges and universities in the nation that offer a first class educational experience at a bargain price, according to *Kiplinger's Personal Finance* magazine.

The *Kiplinger* "100: Best Values in Public Colleges" list, released in January, ranks Virginia Tech eighteenth among 100 institutions "that combine outstanding economic value with a first-class education," according to the publication's editors. On the 2006 list, Virginia Tech was ranked twentieth.

Kiplinger's top 100 colleges are identified from a pool of over 500 public four-year colleges and universities, and are ranked according to academic quality, cost, and financial aid opportunities. Schools that make the list traditionally work to keep costs down through a variety of creative financing initiatives, such as funds obtained from licensing fees associated with university-branded apparel and other items, and through private fundraising initiatives.

Although four other Virginia institutions — University of Virginia, University of Mary Washington, James Madison University, and George Mason University — also appear on this year's list of the top 100, Virginia Tech continues to be the lowest-cost public university in the state, and the lowest cost Virginia institution on *Kiplinger's* list. Of a total of 15 four-year public colleges and universities in the commonwealth, Virginia Tech still has the lowest overall cost to attend (tuition, mandatory fees, and room and board).



Campus Landmarks



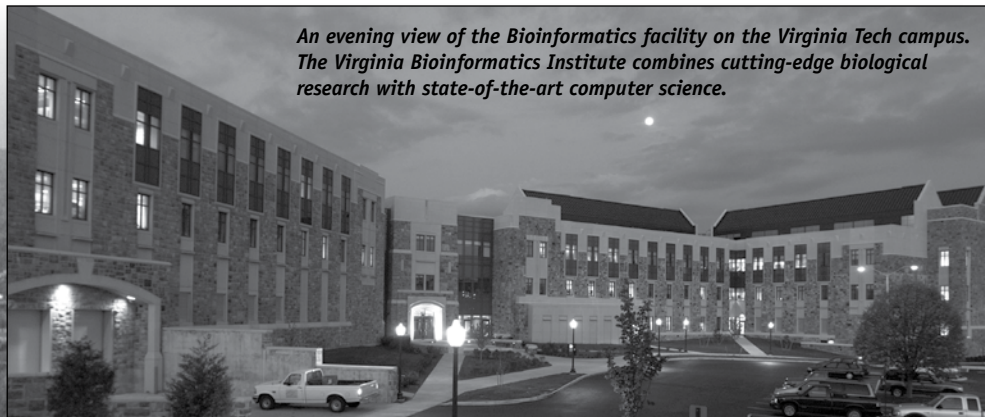
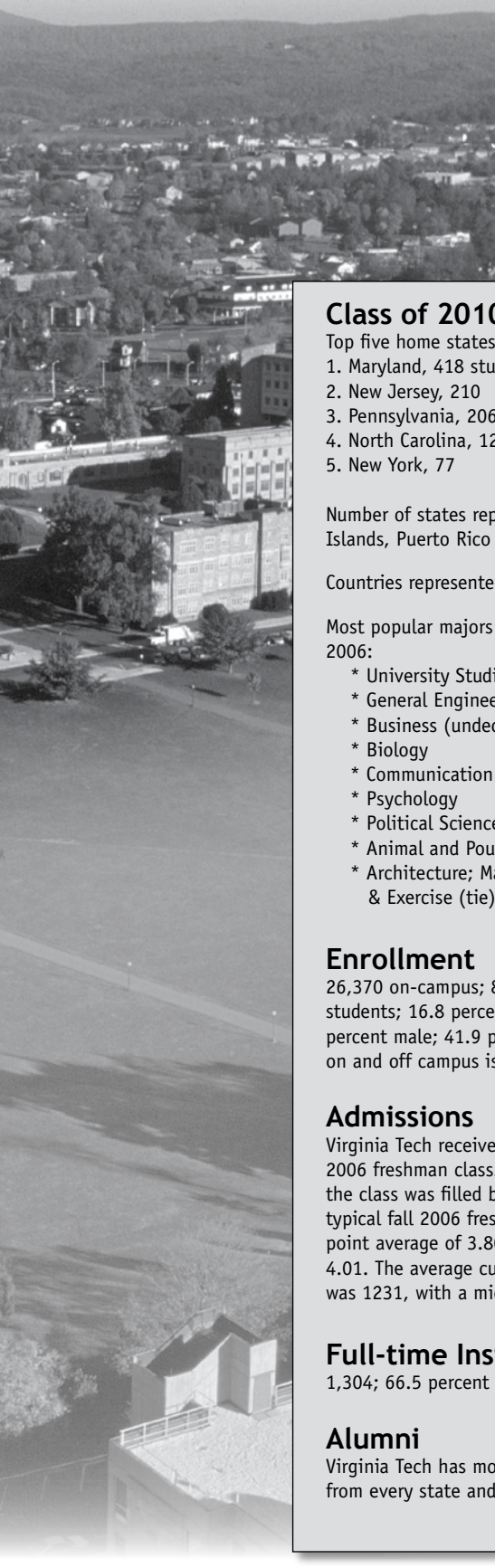
Burruss Hall, the university's administration building, (above) is a central feature along the Drillfield.



The pylons of the War Memorial Chapel are located prominently on Drillfield Drive. The Chapel is a tribute from alumni and friends to the sons of Virginia Tech who made the ultimate sacrifice in our nation's wars.

The focus of student campus activity and the hub of much of the performing and visual arts at the university, Squires Student Center contains theatres, the Perspective Art Gallery, the Black Cultural Center, pool tables, bowling lanes, restaurants, ballrooms and administrative offices for many student organizations. The original student center, built in 1937, has undergone several major renovations, but the facade of the original building (below) is visible in the second-floor lobby area.





An evening view of the Bioinformatics facility on the Virginia Tech campus. The Virginia Bioinformatics Institute combines cutting-edge biological research with state-of-the-art computer science.

Class of 2010 Snapshot

Top five home states of out-of-state freshmen:

1. Maryland, 418 students
2. New Jersey, 210
3. Pennsylvania, 206
4. North Carolina, 124
5. New York, 77

Number of states represented: 49 (plus the Virgin Islands, Puerto Rico and Washington, D.C.)

Countries represented: 36

Most popular majors for incoming freshmen in fall 2006:

- * University Studies (undeclared)
- * General Engineering
- * Business (undecided)
- * Biology
- * Communication
- * Psychology
- * Political Science
- * Animal and Poultry Science
- * Architecture; Marketing; Human Nutrition, Foods & Exercise (tie)

Enrollment

26,370 on-campus; 83.2 percent undergraduate students; 16.8 percent graduate students; 58.1 percent male; 41.9 percent female. Total enrollment on and off campus is 28,469.

Admissions

Virginia Tech received 19,046 applications for the fall 2006 freshman class. Approximately 23 percent of the class was filled by early decision candidates. The typical fall 2006 freshman had a high school grade point average of 3.80, with a middle range of 3.54 to 4.01. The average cumulative SAT reasoning test score was 1231, with a middle range of 1130 to 1330.

Full-time Instructional Faculty

1,304; 66.5 percent are tenured (fall 2005).

Alumni

Virginia Tech has more than 190,000 living alumni from every state and more than 100 countries.



Constructed in 1902, The Grove serves as the residence for Virginia Tech presidents and their families. Today, besides fulfilling its original function, it also is the guest residence for visiting dignitaries and serves as a reception facility.



This lifesize bronze sculpture greets all who enter the Virginia-Maryland Regional College of Veterinary Medicine complex, which is located just across the street from English Field.



The Duck Pond provides a peaceful respite for students, faculty, staff and visitors — as well as for flocks of ducks and geese.

Charles Steger *University President*

Now in his seventh year as President of Virginia Tech, Dr. Charles Steger has charted a course to bolster the university's research enterprise and compete among the nation's premier research institutions. Under his direction, the university has adopted a strategic plan, which is guiding the growth of the research enterprise, fostering outreach initiatives and increasing quality across all aspects of the academic community.

In his previous role as Vice President for Development and

University Relations, Steger built a critical base of private support when he led the Campaign for Virginia Tech, which raised more than \$337 million. Today, private support from Virginia Tech's alumni and friends continues to play an essential role in this university community. Last year, the university raised more than \$67 million, a 23.5 percent increase over the previous year.

Steger's ties to Virginia Tech span five different decades as a student, professor, dean, vice president and now president.

While on the faculty, he twice won teaching excellence awards. When he became dean of the College of Architecture and Urban Studies in 1981, he was, at age 33, the youngest architecture dean in the nation. His most recent publications include book chapters on the topics of the business of education and the university presidency.

Steger received his Bachelor of Architecture degree, Master of Architecture degree and Ph.D., in environmental science and engineering from Virginia Tech.



Jim Weaver *Director of Athletics*

James C. Weaver, whose innovative ideas and work as a reformer have made him one of college athletics' most popular administrators, is the director of athletics at Virginia Tech.

Weaver, 61, was appointed on Sept. 24, 1997 and has been a tireless leader on behalf of Tech athletics. In his years on the job at Tech, Weaver has taken steps to place increased emphasis on projects benefiting student-athletes and improving Tech's facilities.

A major addition to the west side of Lane Stadium opened last summer. In addition to luxury suites and other game day amenities, the structure houses a ticket office, athletic fund offices, an Athletics Hall of Fame and a new student academic services area.

Improvements to the baseball field include lights, a new drainage system, outfield fence and backstop.

Weaver presided over Tech's move into the Atlantic Coast Conference in 2004-05, when Virginia Tech and Miami were officially introduced as the 10th and 11th members of the ACC, effective July 1, 2004.

Weaver came to Tech from Western Michigan University where he was director of athletics from January, 1996 until he came to Blacksburg. Prior to that, he was AD for three and a half years at UNLV, where he reconstructed a troubled athletic department.

Weaver brings a "Penn State mentality" to the position. He says that various schools'

interest in him as a reformer through the years can be traced to Penn State and its reputation for how it conducts business in intercollegiate athletics.

It was with the Nittany Lions' football team that Weaver first made a name for himself in athletics. A native of Harrisburg, Pa., Weaver was a center and linebacker on Penn State teams

coached by the legendary Rip Engle and Joe Paterno.

Weaver graduated from Penn State in 1967 with a bachelor's in psychology and rehabilitation education. He received a master's in college counselor education, also from Penn State, in 1968.

Weaver and his wife Traci have four sons — Josh, Paul, Cole and Craig.



Athletics Administration



Sharon McCloskey
Senior Associate
Director of Athletics/
SWA



Randy Butt
Associate Director
of Athletics for
Financial Affairs



Tim East
Associate Director
of Athletics for
External Affairs



Tom Gabbard
Associate Director
of Athletics for
Internal Affairs



Jon Jaudon
Associate Director
of Athletics for
Administration



John Ballein
Associate Director
of Athletics for
Football Operations



Mike Gentry
Assistant Director
of Athletics for
Athletic Performance



Tim Parker
Assistant Director
of Athletics for
Compliance



Dave Smith
Assistant Director of
Athletics for
Media Relations



Sandy Smith
Assistant Director
of Athletics for
Ticketing Services

Blacksburg, Virginia

One of America's best college towns, Blacksburg is a perfect setting for Virginia Tech.

Located in Southwest Virginia on a plateau between the Blue Ridge and Alleghany Mountains, Blacksburg combines the laid-back lifestyle of a small town with the amenities one would expect to find

around a major center of higher education. Together, the town and university have worked hard to create a progressive community that ranks among the nation's elite living environments.

Virginia Tech and the Town of Blacksburg gained national and international attention

by creating the world's first "electronic village." Businesses and industries have been drawn by the potential of the quaint town.


Established in 1798 by John and William Black, the town is surrounded by scenic mountain views that distinguish the area.

The nearly 42,000 residents (including students) enjoy a close proximity to a variety of recreation areas such as the Blue Ridge Parkway, Appalachian Trail, Claytor Lake and the New River.


The region features a moderate climate and four distinct seasons.

Blacksburg's location (adjacent to major interstate highways) provides convenient access to most points in the southern and eastern parts of the country.

More information on Blacksburg can be found on the Web site of the Blacksburg Electronic Village, www.bev.net or the town's Web site, www.blacksburg.va.us.



Blacksburg offers a lively downtown (shown above during the annual Steppin' Out festival), and the scenic beauty of its surroundings.



Athletic Success

Virginia Tech has a long and proud athletic tradition, but the Hokies have really seen their success and visibility grow immensely over the past few years. For the ever-growing legion of Tech fans, the most exciting part is that the future looks even brighter.

On July 1, 2004, Virginia Tech officially became a member of the prestigious Atlantic Coast Conference — a move that has already helped the Hokie athletics program grow even stronger.

Tech competes at the Division I level of the NCAA, and with a total of 21 varsity sports, 11 for men and 10 for women, Virginia Tech provides generous opportunities for athletes (and fans) to get in the Hokie huddle.

The success of the baseball program is only part of the story.

Tech's nationally-known football team has had unprecedented success over the past decade. The Hokies have played in 14 consecutive bowl games. This past season, the Hokies won 10 games, joining Southern Cal and Texas as the only schools to have won 10 or more games each of the last three years. The Tech football team captured the ACC Championship in its inaugural season in the league, won BIG EAST Championships in 1995, 1996 and 1999, and played for the National Championship in the 2000 Nokia Sugar Bowl.

Last year, Spyridon Jullien won NCAA titles in the indoor weight throw and the outdoor hammer throw, leading the Tech men to a 12th-place finish in the outdoor track & field championships and a 14th-place finish in the indoor championships. The women's team, meanwhile, placed 25th at the indoor championships.


The women's basketball team has advanced to postseason play nine-straight seasons, including NCCA Tournament appearances the last four years. The men's team received a bid to the NIT during the 2004-05 season.

The men's soccer team and women's softball squad have been to back-to-back NCAA Championships during the past two years, while the women's soccer team reached the postseason for the first time in its history during 2004. The women's soccer team was recognized by its ACC peers with a fall sportsmanship award for 2005, while the men's team picked up a sportsmanship award in 2006.

In 2001, the Hokie golf team won a nation's-best six tournaments, including the BIG EAST Golf Championship, and went on to record an eighth-place finish at the 2001 NCAA Golf Championship.

Tech's baseball and men's tennis teams have also participated in NCAA postseason competition in recent years, as have individuals from wrestling, swimming, tennis, golf, cross country and track & field.

Prior to joining the ACC, Virginia Tech was a charter member of the BIG EAST Football Conference in 1991, and a member of the BIG EAST in all other sports except wrestling beginning in 2001.







**Adam
Redd**



**Matt
Foley**



**Matt
Hacker**



**Andrew
Wells**



David
Cross

HOKIEBALL!



Nate
Parks