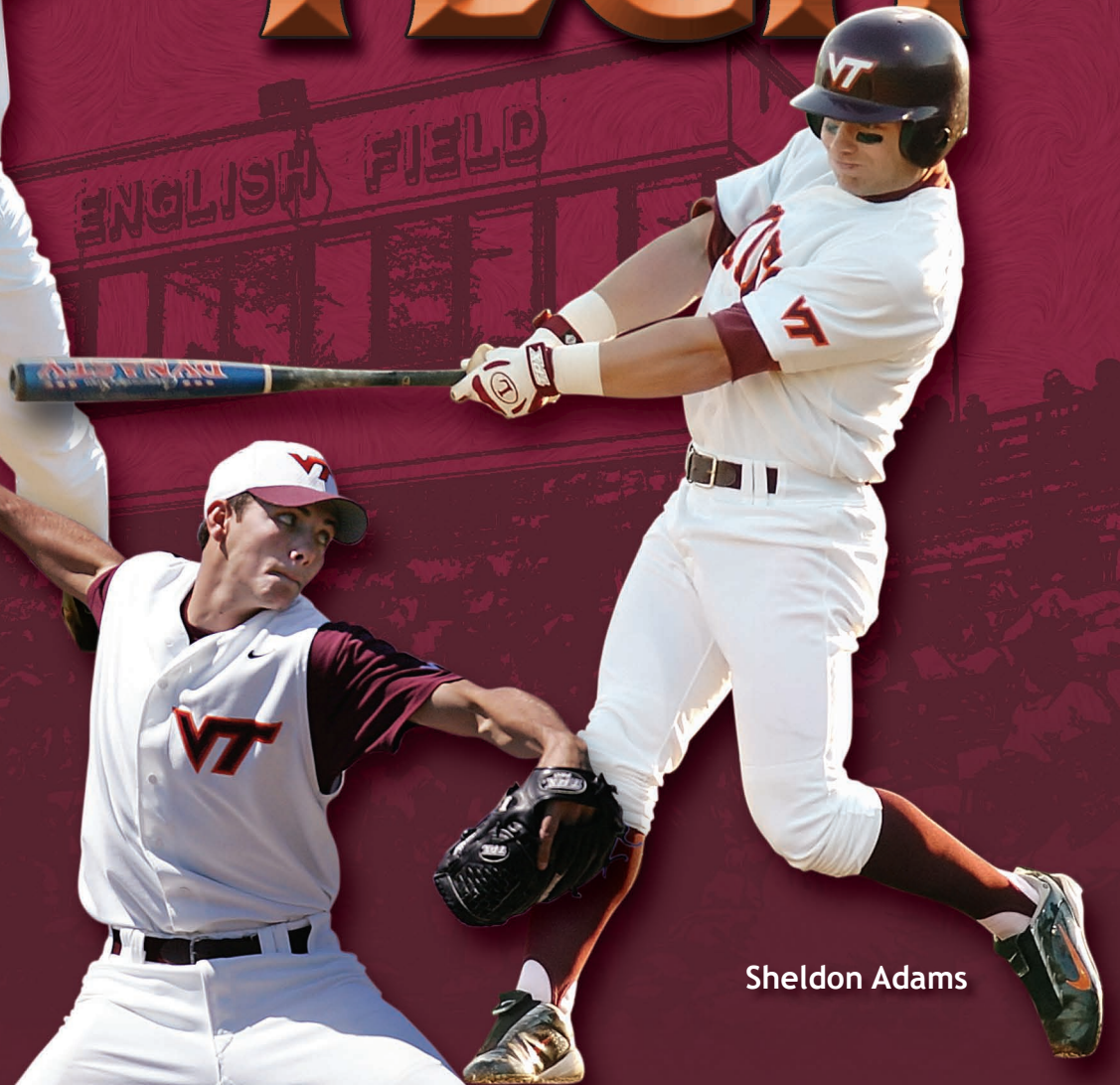


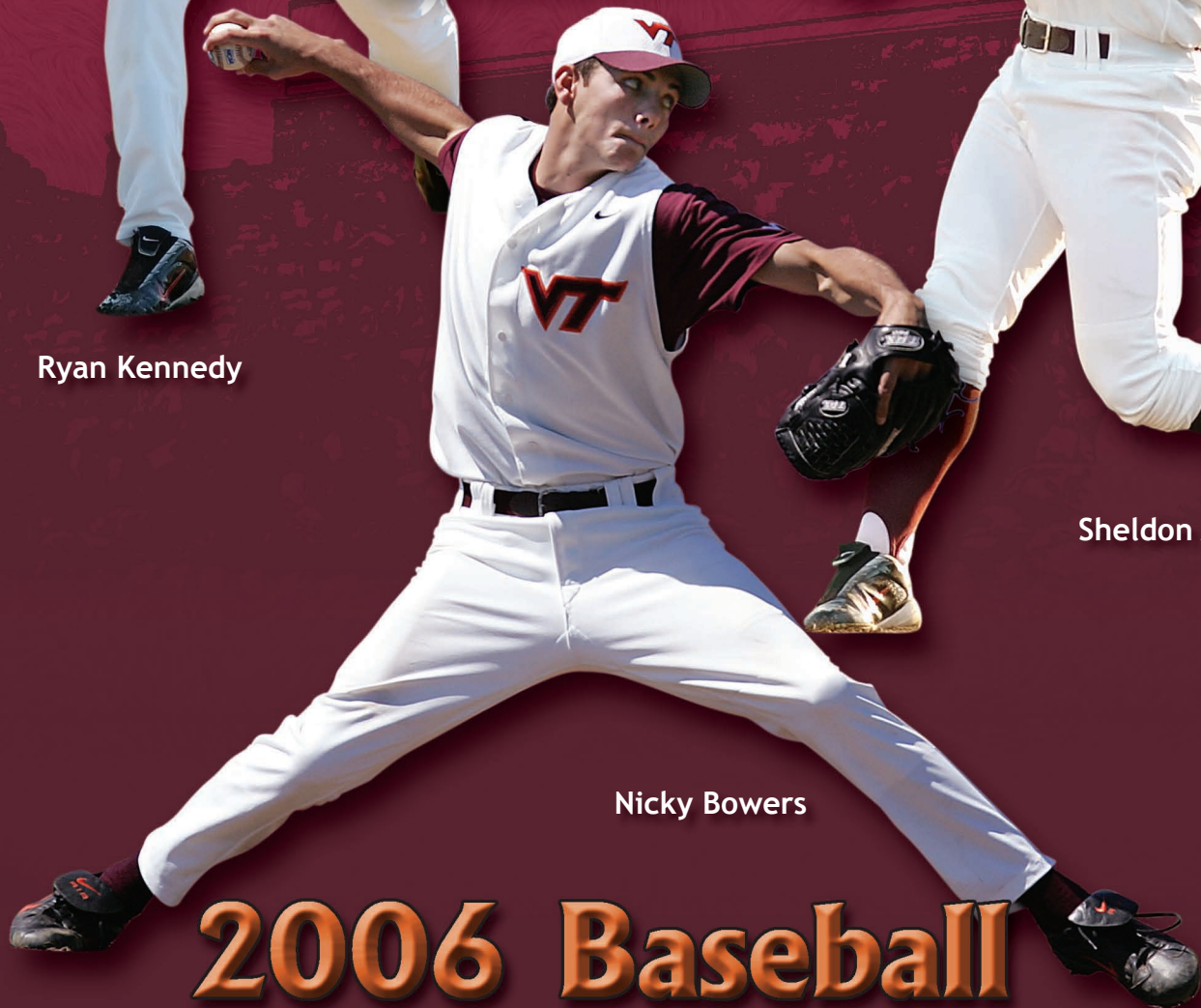
VIRGINIA TECH



Ryan Kennedy



Sheldon Adams



Nicky Bowers

2006 Baseball


ACC
ATLANTIC COAST CONFERENCE

2006 Virginia Tech Schedule

Feb. 17	Fri.	at Campbell	3 p.m.
18	Sat.	at Campbell	2 p.m.
24	Fri.	at Keith LeClair Invitational/UNCW	10 a.m.
25	Sat.	at Keith LeClair Invitational/WVU	5 p.m.
26	Sun.	at Keith LeClair Invitational/ECU	1:30 p.m.
28	Tue.	at Charlotte	4 p.m.
Mar. 3	Fri.	TOWSON	3 p.m.
4	Sat.	TOWSON	2 p.m.
5	Sun.	TOWSON	1 p.m.
7	Tue.	at Richmond	1 p.m.
8	Wed.	at Liberty	2:30 p.m.
10	Fri.	at Miami	7 p.m.
11	Sat.	at Miami	7 p.m.
12	Sun.	at Miami	1 p.m.
14	Tue.	at James Madison	2:30 p.m.
15	Wed.	JAMES MADISON	3 p.m.
17	Fri.	FLORIDA STATE	3 p.m.
18	Sat.	FLORIDA STATE	2 p.m.
19	Sun.	FLORIDA STATE	Noon
21	Tue.	OHIO	3 p.m.
22	Wed.	at Virginia Commonwealth	7 p.m.
24	Fri.	BOSTON COLLEGE	3 p.m.
25	Sat.	BOSTON COLLEGE	2 p.m.
26	Sun.	BOSTON COLLEGE	1 p.m.
28	Tue.	RICHMOND	3 p.m.
31	Fri.	at Wake Forest	2:30 p.m.
Apr. 1	Sat.	at Wake Forest	1 p.m.
2	Sun.	at Wake Forest	1 p.m.
4	Tue.	at Radford	3 p.m.
5	Wed.	VMI	7 p.m.
7	Fri.	GEORGIA TECH	7 p.m.
8	Sat.	GEORGIA TECH	2 p.m.
9	Sun.	GEORGIA TECH	1 p.m.
12	Wed.	APPALACHIAN STATE	7 p.m.
14	Fri.	at North Carolina	7 p.m.
15	Sat.	at North Carolina	1 p.m.
16	Sun.	at North Carolina	1:30 p.m.
18	Tue.	MARSHALL	5 p.m.
19	Wed.	LONGWOOD	7 p.m.
21	Fri.	DUKE	7 p.m.
22	Sat.	DUKE	1 p.m.
23	Sun.	DUKE	1 p.m.
25	Tue.	at East Tennessee State	7 p.m.
26	Wed.	RADFORD	7 p.m.
28	Fri.	at Clemson	7:15 p.m.
29	Sat.	at Clemson	7 p.m.
30	Sun.	at Clemson	1 p.m.
May 2	Tue.	VIRGINIA COMMONWEALTH	7 p.m.
3	Wed.	LIBERTY	7 p.m.
10	Wed.	CAMPBELL	7 p.m.
12	Fri.	NC STATE	7 p.m.
13	Sat.	NC STATE	7 p.m.
14	Sun.	NC STATE	1 p.m.
16	Tue.	CHARLOTTE	7 p.m.
18	Thur.	at Virginia	7 p.m.
19	Fri.	at Virginia	7 p.m.
20	Sat.	at Virginia	2 p.m.
22-28		ACC Baseball Tournament at Jacksonville, Fla.	



Head Coach
Chuck Hartman



David Londrey

Contents

The 2006 Season

Media Information 2-3
 Roster/Pronunciations 4
 Atlantic Coast Conference..... 6-7
 Season Outlook..... 8-11

2005 Results & Statistics

Batting/Pitching Statistics 12
 Fielding & Miscellaneous Statistics 13
 Game Results 14

The Coaches

Head Coach Chuck Hartman 16-18
 Assistant Coaches 19
 Support Staff 20
 Dugout Club..... 20

The Players

Depth Chart 22
 Player Profiles 23-35
 Opponent Info..... 36

Facilities & Support


Athletic Success..... 38
 English Field 39
 Other Athletic Facilities 40-41
 Academic Support Services 42-43
 Athletics Office of Student Life 44
 Athletic Performance 45
 Sports Medicine 46

History & Records

Retired Jersey/Hall of Fame 48
 First-Round Draft Picks/NCAA..... 48
 Tech Baseball History 49-52
 Conference Honors 53
 Major-Leaguers 54-55
 All-Americans 56-57
 Year-by-Year W-L..... 58
 Tech vs. All Opponents..... 59
 The Hartman Years 60-64
 Batting Records 65
 Pitching Records..... 66
 Fielding Records 67
 Team Records 68
 Top Five 69
 Year-by-Year Leaders 70-73
 Toughest Strikeouts/Best Control..... 73
 Top Hitters 74
 Coaching Records..... 74

The University

What's a Hokie 76
 About Virginia Tech 76-78
 University President 79
 Athletics Director..... 79
 Blacksburg, Virginia 80



Quick Facts

Location: Virginia Tech is located in Blacksburg (pop. 42,000) in scenic southwest Virginia. The campus lies on a plain between the Blue Ridge and Allegheny Mountains, 2,100 feet above sea level.

History: Founded in 1872 as the land-grant university of the state

Enrollment: 28,000

President: Charles Steger

Athletic Director: Jim Weaver

Nickname: Hokies

Colors: Chicago maroon and burnt orange

Conference: Atlantic Coast (second year)

Head Baseball Coach: Chuck Hartman (UNC '57)

Record at Tech: 941-558-8 (27 years)

Career Record: 1,424-783-8 (46 years)

Associate Head Coach: Jay Phillips

Assistant Coach: Jon Hartness

Volunteer Coach: Anthony Everman

Home Field: English Field (1,500)

Dimensions: Lines 330'; power alleys 375'; center 400'

2005 Record: 23-28 (11-13 home; 11-12 away; 1-3 neutral)

2005 ACC Record: 7-19 (9th place)



Credits

The 2006 Virginia Tech Baseball Media Guide is a publication of the Tech Sports Information Office, with design and layout by Anne Panella. Editorial content for the 2006 guide was supplied by Dave Smith, Brent C. Hager, Torye Hurst, Bryan Schamus and Ed Moore. Special thanks for photographic assistance go to David Knachel of the Tech SID staff, Woody Veasey, Rick Griffiths and John McCormick of the University Photo Lab, Bill Setliff, David Schofield of Schofield Photographics, Gene Dalton, and the photo staff of the Collegiate Times. Eric Carr contributed production assistance on the cover images. Brooke Frederickson and Mike Cummings contributed proofreading assistance.

Printed by Southern Printing Company of Blacksburg, Va.

Virginia Tech does not discriminate against employees, students, or applicants on the basis of age, color, disability, gender, national origin, political affiliation, race, religion, sexual orientation or veteran status. Anyone having questions concerning discrimination should contact the Office for Equal Opportunity at (540) 231-7500.

Sports Information

Assistant Athletics Director for Media Relations Dave Smith and Assistant Sports Information Director Torye Hurst coordinate media services for baseball. Members of the media requesting information on Virginia Tech baseball are asked to contact Smith in the Virginia Tech Sports Information Office at (540) 231-6726. Media requests for baseball photos should be directed to Assistant SID Dave Knachel at (540-231-1838 or dknachel@vt.edu). The Sports Information Office is located in room 460 of the Jamerson Athletic Center next to the Bowman Room.

Baseball information, as well as up-to-date statistics, will be available to the media throughout the season. Immediate access to this information is possible via the Virginia Tech athletic Web site, www.hokiesports.com. The sports information office will fax or e-mail releases to a limited number of media outlets.

Interviews

All media interviews with players and coaches should be arranged through the SID office with at least 24 hours advance

Numbers To Note

Director of Athletics	Jim Weaver	(540) 231-6796
Head Baseball Coach	Chuck Hartman	(540) 231-3671
Sports Information Office		(540) 231-6726
Baseball Contact	Dave Smith	(h) (540) 951-8024
E-mail		vtsid@vt.edu
Fax machine		(540) 231-6984
Athletic Trainer.....	Jimmy Lawrence.....	(540) 231-5690
Baseball Press Box		(540) 231-8974
ACC Media Relations		(336) 851-6062



Dave Smith
Assistant A.D. for
Media Relations

notice. During the week, head coach Chuck Hartman is usually available between 9:30 a.m. and noon except on travel dates and game day. Player interviews will be arranged around the players' academic and practice schedules.

Covering a Game

Media members wishing to cover Virginia Tech home baseball games from the English Field press box should contact Dave Smith in the SID office. There is no charge for admission to Virginia Tech home baseball games and a credential is not needed to enter English Field. Seating in the press box, however, is by request and is assigned on a priority basis in accordance with athletic department media policies. All

requests should be made prior to game day. Non-working individuals, such as spouses, dates, friends and fans, will not be permitted in the press box or on the field during the game. Seats in the working area of the press box are not available for major league scouts.

Rosters, statistics and press guides will be available to the media and scouts prior to the game and a final box will be compiled for distribution at the conclusion of each contest. Postgame media interviews, cleared through the sports information office, are allowed on the field shortly after the conclusion of each game or double-header. Stories can be filed from the SID office in the Jamerson Athletic Center.

no equipment should be placed on the field of play. Tripods are not allowed inside the fence. The roof of the press box can be made available for working photographers or cameramen upon request. The position of all photographers and cameramen is always subject to the discretion of the umpires. Freelance photographers and fans are not allowed on the dugouts or inside the fences.

Visiting Radio

Visiting team radio crews wishing to broadcast games from English Field should contact the SID office well in advance of the game for clearance and information on the availability of space and telephone lines.

Tech on the Web

Keep up to date on Virginia Tech baseball action via the internet at the official Web site of Hokie athletics:
www.hokiesports.com
Individual player and coaches profiles, notes, statistics



Just Virginia Tech, Please

While the full name of the school is Virginia Polytechnic Institute and State University the school is commonly referred to as Virginia Tech. There is no such school as Virginia Tech University.

Founded in 1872 as Virginia Agricultural and Mechanical College, the school changed its name to Virginia Polytechnic Institute in 1895. Alumni and media shortened the name to VPI before Virginia Tech became the primary popular reference. The university officially became a state university in 1970 to bring the official title to what it is today.

Those covering Hokie athletics are asked to refer to the university as simply Virginia Tech. Virginia Tech University, VA Tech, VPI and SU, VPI&SU and VT are not recognized names and should not be used.

Photography
Accredited photographers or cameramen on assignment may shoot from the top of the dugouts or from inside the fence beyond the dugouts. When shooting from inside the fence,

2006 RSN Television Schedule

Saturday, April 1 • Florida State at North Carolina.....	1 p.m.
Saturday, April 8 • Wake Forest at NC State	1 p.m.
Saturday, April 15 • Clemson at Georgia Tech	1 p.m.
Saturday, April 22 • Duke at Virginia Tech	1 p.m.
Saturday, April 29 • Miami at NC State	1 p.m.
Saturday, May 6 • Maryland at Boston College	1 p.m.
Saturday, May 13 • North Carolina at Virginia	1 p.m.
Saturday, May 20 • Miami at Georgia Tech.....	1 p.m.
Sunday, May 28 • ACC Tournament Championship Game.....	1 p.m.

RSN - Comcast SportsNet, FOX Sports Net South, FOX Sports Florida & New England Sports Network

and game summaries are all part of the baseball section.

TheACC.com

Follow 2006 Atlantic Coast Conference baseball action on www.TheACC.com. An updated baseball release can be accessed every Monday and Friday throughout the season, while the ACC Player and Pitcher of the Week will be announced on Monday afternoons. The official web site of the ACC contains the league's latest recaps, releases, stats and standings and will feature play-by-play coverage of ACC Tournament games. Links to the official athletic sites of each of the 12 member schools are also accessible on TheACC.com.

ACC Live

ACC ALL-ACCess is a weekly half-hour television show that is dedicated to showcasing the Atlantic Coast Conference. In the fall, ACC ALL-ACCess lends its attention to football along with updates from the Olympic sports. After the New Year, All-ACCess focuses its lens on men's and women's hoops action, and in the spring on baseball. It can be seen on FOX Sports Net South and FOX Sports Florida every Tuesday at 6:30 p.m., and on Comcast SportsNet at 11 p.m. Check local listings for programming on the New England Sports Network.

Live Stats

Live stats will be available via the Internet for Tech's home games. Fans and media can view play-by-play and up to date box scores and stats by clicking on the live stats link on Tech's athletic homepage.

Tech Baseball Score Line

Information on Tech baseball games is available on a telephone score line each evening approximately one hour after the game. The line is also used to provide information on weather delays and cancellations. The information is available at (540) 232-3720.

• The Inn at Virginia Tech
• Skelton Conference Center
• Holtzman Alumni Center

Jamerson Athletic Center
The Virginia Tech Sports Information Office is located on the fourth floor of the Jamerson Athletic Center, behind Cassell Coliseum.

Visitors Locker Room
Visiting team locker rooms are located on the ground level of the South End Zone Facility at Lane Stadium/Worsham Field.

English Field

Visitors' Center

Directions To English Field
The Virginia Tech campus is located in Blacksburg, Va., approximately 40 miles southwest of Roanoke, Va. To reach the campus from Interstate 81 take Exit 118B onto U.S. Route 460 West toward Blacksburg. Remain on 460 West, following the signs to Virginia Tech. Take a right turn at the Virginia Tech Central Campus exit marked Rt. 314 and Southgate Drive (first stoplight you come to). Take the first left onto Duck Pond Drive and English Field will be on the right.

By Air
Roanoke Regional Airport in Roanoke, Va., is served by major domestic airlines. Limousine services provide transportation between the airport and campus. Private planes may land at the Virginia Tech Airport, near campus.

Tech on Radio



Torye Hurst

For the third consecutive season, Virginia Tech baseball will have a commercial radio package. This season, the Cumulus Radio Group will broadcast selected Tech games, including ACC contests. Information on the entire 2006 broadcast schedule, along with stations and times, will be posted on Virginia Tech's athletic Web site, www.hokiesports.com.

Coverage will begin 15 minutes prior to the first pitch with the pregame show including an interview with Tech head coach Chuck Hartman. At the conclusion of each game, the postgame show will include comments from Coach Hartman and a featured player.

Torye Hurst will handle the play-by-play duties again this season. Hurst broadcast Tech's BIG EAST Conference Tournament games for two seasons prior to doing 39 games last year during the Hokies' first season in the ACC. He has also announced selected women's basketball games and served as the Tech baseball public address announcer for three seasons. Prior to Tech, Hurst served as the PA announcer for the Augusta GreenJackets Class A minor league baseball team in Augusta, Ga., and following college, was the play-by-play announcer for University of Southern Mississippi women's basketball for four seasons.

2006 Hokies

No.	Name (vl)	Cl.	B/T	Pos.	Ht.	Wt.	Birthdate	Hometown	High School
2	Nicky Bowers***	Sr.	R/R	P	6-2	195	8/26/84	Stuart, Va.	Patrick County
3	Bryan Thomas**	Jr.	R/R	INF	6-0	185	8/29/84	Wilmington, N.C.	Hoggard
4	Warren Schaeffer**	Jr.	R/R	INF	6-1	185	1/28/85	Vandergrift, Pa.	Greensburg Central
5	Matt Hacker*	So.	R/R	INF	5-10	170	1/5/86	Richmond, Va.	Tucker
7	Nate Parks**	Jr.	S/R	OF	5-11	178	3/20/85	Roanoke, Va.	Glenvar
8	Sheldon Adams***	Sr.	L/L	OF	5-11	190	12/22/83	Big Stone Gap, Va.	Powell Valley
9	Luke Padgett	Fr.	R/R	INF	6-0	186	8/8/86	Lynchburg, Va.	Rustburg
10	Adam Redd**	r-Jr.	R/R	P	5-10	170	5/3/84	Dumfries, Va.	C.D. Hylton
11	Matt Foley**	Jr.	R/R	C	5-9	185	10/2/84	Lansdowne, Va.	James Madison
12	Bobby West*	So.	R/R	P	6-0	185	8/2/86	Blacksburg, Va.	Blacksburg
13	Casey Herald*	So.	L/L	P	5-11	190	7/25/85	Tazewell, Va.	Tazewell
14	Nate Clark	Fr.	R/R	INF	5-8	170	9/21/86	Gate City, Va.	Gate City
15	David Cross	Jr.	R/R	P	6-3	180	8/29/84	Scottsdale, Ariz.	Chaparral
16	Josh Canova*	r-So.	L/L	P	6-0	205	10/16/84	Vienna, Va.	James Madison
17	Sean Ryan	Fr.	R/R	OF	5-8	160	11/26/86	Ashburn, Va.	Stone Bridge
20	Andrew Wells**	r-Jr.	L/L	P	6-4	220	6/6/83	Alexandria, Va.	St. Stephen's
21	Rob Waskiewicz	Fr.	R/R	P	6-4	195	4/24/87	Manchester, Md.	Calvert Hall
22	Randy Buffington*	So.	R/R	P	6-1	185	3/20/86	Virginia Beach, Va.	Salem
23	Greg Fryman**	Jr.	R/R	P	6-5	200	9/8/84	Gibsonia, Pa.	Deer Lakes
24	Scott Stoehr*	r-Jr.	R/R	P	6-1	200	10/11/83	Timberville, Va.	Broadway
25	Jose Cueto*	So.	R/R	OF	6-2	192	10/24/85	Miami, Fla.	Braddock
26	Matt McGahey*	So.	L/L	P	6-3	210	12/2/85	Jonesborough, Tenn.	Science Hill
28	Sean O'Brien*	r-So.	L/L	1B	6-0	205	12/31/84	Chappaqua, N.Y.	Greeley
29	Ryan Kennedy***	r-Sr.	R/L	P	6-0	195	4/18/83	Punta Gorda, Fla.	Charlotte
30	Jose Rojas*	So.	R/R	C	6-2	230	5/25/86	Paterson, N.J.	Eastside
31	Evan Frederickson	Fr.	L/L	P	6-6	215	9/23/86	Oak Hill, Va.	Oakton
32	Billy Marn*	Jr.	R/R	OF	6-2	200	10/28/84	Yorktown, Va.	Tabb
33	Rhett Ballard	r-Fr.	R/R	P	6-6	225	11/13/85	High Point, N.C.	SW Guilford
34	Brett Cory**	r-Sr.	R/R	P	6-2	215	3/27/83	Midlothian, Va.	Midlothian
36	David Londrey***	r-Sr.	R/R	C	6-4	220	10/4/82	Richmond, Va.	Douglas Freeman

vl- varsity letters; r- redshirt

Head Coach: 1 Chuck Hartman (UNC, '57)

Assistants: 6 Jay Phillips (Virginia Tech, '82), 35 Jon Hartness (Virginia Tech, '87)

Volunteer Coach: 19 Anthony Everman (Loras College, '03)

Athletic Trainer: Jimmy Lawrence (Emory & Henry, '79)

2005 Starts by Position

Pitcher: Ryan Kennedy 15, Jake Chaney 9, Greg Fryman 8, Nicky Bowers 8, Matt McGahey 4, Casey Herald 4, Randy Buffington 1, Bobby West 1, Andrew Wells 1.

Catcher: Matt Foley 41, Jose Rojas 8, David Londrey 2.

First Base: Chris Stanton 45, David Londrey 3, Matt McGahey 2, Bryan Thomas 1.

Second Base: Matt Hacker 35, Tom Blaszak 16.

Shortstop: Warren Schaeffer 49, Matt Hacker 2.

Third Base: Bryan Thomas 46, Matt Hacker 5.

Left Field: Sheldon Adams 36, Billy Marn 14, Jonathan Howlett 1.

Center Field: Nate Parks 51.

Right Field: Jose Cueto 43, Billy Marn 7, Jonathan Howlett 1.

Designated Hitter: Billy Marn 22, Jose Rojas 16, Matt Foley 7, Chris Stanton 2, Jose Cueto 2, Matt McGahey 1, Sheldon Adams 1.

Pronunciation Guide

Josh CANOVA.....	cuh-nova
Jose CUETO.....	KWAY-toe
David LONDREY.....	LON-drey
Matt MCGAHEY.....	mc-GAH-he
Jose ROJAS.....	ROW-haus
Scott STOHR.....	store
Rob WASKIEWICZ.....	WAS-kuh-witz

Roster Breakdown

By State	New York.....	1
Virginia.....	Tennessee.....	1
Florida.....		2
North Carolina.....		2
Pennsylvania.....		2
Arizona.....		1
Maryland.....		1
New Jersey.....		1
By Class	Senior.....	5
Juniors.....		10
Sophomores.....		9
Freshmen.....		6

NOW YOU KNOW WHY WE NAMED OUR NEWEST BAT "DYNASTY."

7 of the past 8 National Champions used Louisville Slugger TPX bats.



We know—the “D” word is not to be used lightly. But if anybody’s got a record in Omaha to back it up, it’s Louisville Slugger. That’s why the names Dynasty™ and Omaha™ felt right at home on the barrels of our newest bats.

These are the bats used to take the 2005 NCAA National Championship, making it the seventh time in eight years that a Louisville Slugger team has won in Omaha. So try the latest Louisville Slugger Omaha and the aptly named Dynasty with ST+20 for yourself. And see why Louisville Slugger is the clear choice of America’s champions.



THE OFFICIAL BAT OF AMERICA'S PASTIME.™
www.slugger.com



© 2005 Harlan & Branch Co., Louisville, KY. All rights reserved.

The Atlantic Coast Conference

The Tradition

Consistency. It is the mark of true excellence in any endeavor.

However, in today's intercollegiate athletics, competition has become so balanced and so competitive that it is virtually impossible to maintain a high level of consistency.

Yet the Atlantic Coast Conference has defied the odds. Now in its 53rd year of competition, the ACC has long enjoyed the reputation as one of the strongest and most competitive intercollegiate conferences in the nation. And that is not mere conjecture, the numbers support it.

Since the league's inception in 1953, ACC schools have captured 96 national championships, including 50 in women's competition and 46 in men's. In addition, NCAA individual titles have gone to ACC student-athletes 119 times in men's competition and 61 times in women's action.

The Wake Forest Demon Deacons captured the league's first national baseball title in 1954, just the second season of ACC baseball. One of the league's newest members — Miami — has claimed four national hardball titles (1982, 1985, 1999, 2001) over the past 23 years.

The ACC has consistently infused Major League Baseball with talented players. The current 12 ACC schools have had 481 players selected in the MLB Draft since 1994, including 42 first round picks. The ACC has produced four number one overall picks in North Carolina's B.J. Surhoff in 1985, Florida State's Paul Wilson in 1994, Clemson's Kris Benson in 1996 and Miami's Pat Burrell in 1998.

Last year, a record seven of the ACC's 11 teams (64 percent) took part in NCAA Tournament play, marking the third time in ACC history that at least six teams participated in the same NCAA Tournament. Over the last 10 years, the current

12 ACC schools have made 64 NCAA Tournament appearances, winning 60 percent of their games (211-138) and making 15 trips to the College World Series.

For the 14th straight season, the ACC posted a non-conference winning percentage over 61 percent, winning 70 percent of the games played against non-conference opponents in 2005. The ACC was 215-91 a year ago, pushing the conference's record to 3414-1384-18 (.711) in non-league play since 1990.

2004-05 in Review

The 2004-05 academic year concluded with the league pocketing three more national team titles and seven individual NCAA crowns. In all, the ACC has won 51 national team titles over the last 15 years.

The ACC's 2004-05 national champions were Wake Forest in field hockey, North Carolina in men's basketball and Duke in women's golf. In addition, a total of 181 student-athletes from the ACC earned first, second or third-team All-America honors this past year.

The Championships

The conference will conduct championship competition in 25 sports during the 2005-06 academic year — 12 for men and 13 for women.



University officials commemorate the day Tech entered the Atlantic Coast Conference with a plaque: (l-r) Minnis Ridenour, Director of Athletics Jim Weaver, President Charles Steger, Provost Mark McNamee and Joe Tront.

The first ACC championship was held in swimming on February 25, 1954. The conference did not conduct championships in cross country, wrestling or tennis during the first year.

The 12 sports for men include football, cross country, soccer, basketball, swimming, indoor and outdoor track, wrestling, baseball, tennis, golf and lacrosse. Fencing, which was started in 1971, was discontinued in 1981.

Women's sports were initiated in 1977 with the first championship meet being held in tennis at Wake Forest University.

Championships for women are currently conducted in cross country, volleyball, field hockey, soccer, basketball, swimming, indoor and outdoor track, tennis, golf, lacrosse, softball and rowing.

A History

The Atlantic Coast Conference was formed on May 8, 1953, at the Sedgefield Inn near Greensboro, N.C., with seven charter members — Clemson, Duke, Maryland, North Carolina, North Carolina State, South Carolina and Wake Forest — drawing up the conference by-laws.

The withdrawal of the seven schools from the Southern Conference came early on the morning of May 8, during the Southern Conference's annual spring meeting. On June 14, 1953, the seven members met in Raleigh, N.C., where a set of by-laws was adopted and the name became officially the Atlantic Coast Conference.

Suggestions from fans for the name of the new conference appeared in the region's newspapers prior to the meeting in Raleigh. Some of the names suggested were: Dixie, Mid South, Mid Atlantic, East Coast, Seaboard, Colonial, Tobacco, Blue-Gray, Piedmont, Southern

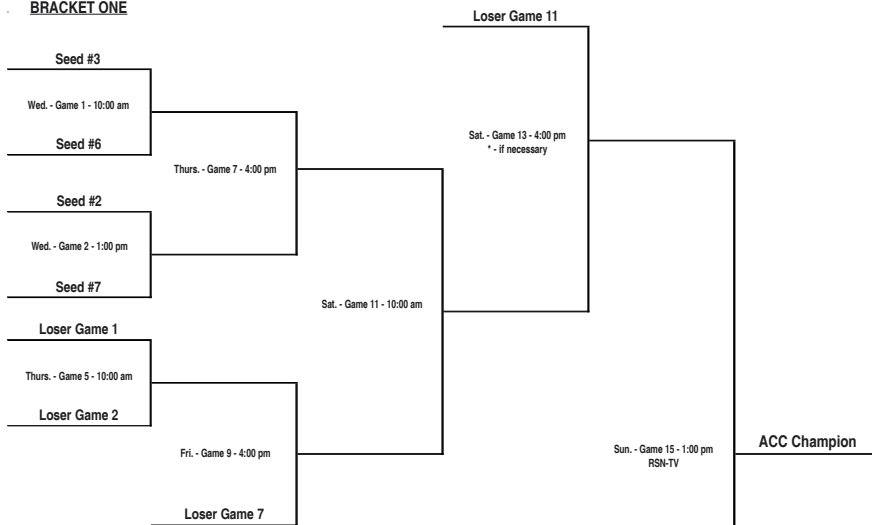
2005 ACC Final Regular Season Standings

	Conference			Overall		
	W	L	Pct.	W	L	Pct.
Georgia Tech	22	8	.733	45	19	.703
Clemson	21	9	.700	43	23	.652
Miami*	19	10	.650	41	19	.680
Florida State	19	11	.633	53	20	.726
North Carolina*	17	10	.625	41	19	.680
NC State	17	13	.567	41	19	.683
Virginia	14	14	.500	41	20	.672
Wake Forest	12	18	.400	28	30	.483
Virginia Tech	7	19	.269	23	28	.451
Maryland	7	23	.233	25	31	.446
Duke	8	16	.333	25	31	.446

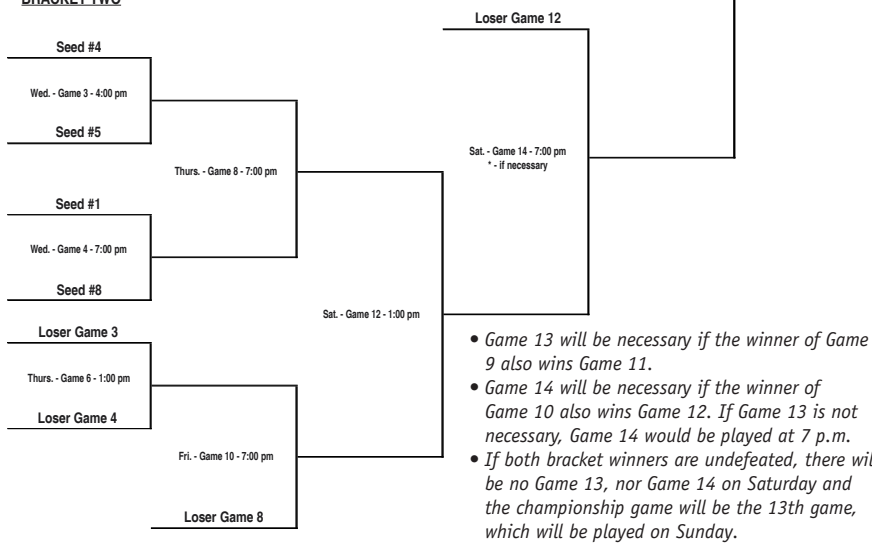
*Final record includes one tie

2006 ACC BASEBALL CHAMPIONSHIP MAY 24-28, 2006

BRACKET ONE



BRACKET TWO



- Game 13 will be necessary if the winner of Game 9 also wins Game 11.
- Game 14 will be necessary if the winner of Game 10 also wins Game 12. If Game 13 is not necessary, Game 14 would be played at 7 p.m.
- If both bracket winners are undefeated, there will be no Game 13, nor Game 14 on Saturday and the championship game will be the 13th game, which will be played on Sunday.



JACKSONVILLE TO HOST TOURNAMENT MAY 24 - 28, 2006

Tickets to the 2006 Atlantic Coast Conference (ACC) Baseball Tournament at the Baseball Grounds of Jacksonville are now on sale.

The 2006 ACC Baseball Championship is scheduled for May 24-28. Over the course of the week, eight schools will compete for the ACC's automatic bid to the NCAA tournament. The top two teams in both the Coastal and Atlantic divisions will qualify for the tournament, along with the next four teams with the best conference winning percentage.

The Jacksonville Sports & Entertainment Board has partnered with the Jacksonville Suns for ticket sales. All ticket sales will be directed through the Suns box office.

A full tournament general admission ticket package is \$75, which includes a total of 13 - 15 games. Homeplate box seats can be purchased for \$105 and dugout box seats for \$175. All of these packages include Sunday's ACC Baseball Championship game. To order tickets to the ACC Baseball Tournament, call (904) 358-2846, or visit www.jaxsuns.com or www.coj.net, keyword "sports."

ACC Atlantic Division

Boston College
Clemson
Florida State
Maryland
NC State
Wake Forest

ACC Coastal Division

Duke
Georgia Tech
Miami
North Carolina
Virginia
Virginia Tech



Seven and the Shoreline.

Duke's Eddie Cameron recommended that the name of the conference be the Atlantic Coast Conference, and the motion was passed unanimously. The meeting concluded with each member institution assessed \$200.00 to pay for conference expenses.

On December 4, 1953, conference officials met again at Sedgefield and officially admitted the University of Virginia as the league's eighth member. The first, and only, withdrawal of a school from the ACC came on June 30, 1971, when the University of South Carolina tendered its resignation.

The ACC operated with seven members until April 3, 1978, when the Georgia Institute of Technology was admitted. The Atlanta school had withdrawn from the Southeastern Conference in January of 1964.

The ACC expanded to nine members on July 1, 1991, with the addition of Florida State University.

The conference expanded to 11 members on July 1, 2004, with the addition of the University of Miami and Virginia Tech. On October 17, 2003, Boston College accepted an invitation to become the league's 12th member starting July 1, 2005.

Tech's Top Priority Is Runs

Increasing its run production is the first order of business for Virginia Tech's 2006 baseball squad as it enters year two in the prestigious Atlantic Coast Conference. Last season, as a first-year ACC member, a young Tech team learned firsthand what a few extra runs can mean.

The 2005 Hokies, with just three seniors and 19 freshmen and sophomores on the roster, struggled at times offensively on the way to just the second losing season for a Tech baseball team in the past 40 years. Tech's 277 runs were the fewest for a Chuck Hartman-coached team since 1979 — Hartman's first season in Blacksburg.

The line between winning and losing, however, was often a thin one for last year's Tech team. The Hokies were 4-22 when scoring four runs or less, but 19-6 when scoring five runs or more. Tech lost 12 games by three runs or less and six others by four runs.

With starters back at seven positions and the return of 2004 freshman All-American Sean O'Brien, the Hokies have a golden opportunity to get their offense back on track. Tech's hopes for the upcoming season should also get a boost from a pitching staff that returns all but two members from last year, to go with a promising group of newcomers.

"We certainly have a lot of experience," says Hartman. "The fact that more of our players now have a year or two of experience on the college level should make us better on offense and as a team."

Hartman is trying to instill a philosophy of patience and the

Matt Foley is Tech's most experienced catcher, but could also contribute at DH.



The return of Sean O'Brien should be a big boost for the Hokies.

willingness to get on base by any means possible. He knows the Hokies are going to have to manufacture runs. That means more walks, hit-and-runs and bunts, and less first-pitch outs.

"Our overall on-base percentage has got to get better," the Tech skipper points out. "We've got to be more patient at the plate early in the count. We have to be willing to take more pitches, and then we have got to be able to execute."

"We need to advance base runners however we can — by hitting to the opposite field, drag bunting or sacrificing ... whatever it takes. Hopefully, we can pick up a couple of extra runs per game if we're willing to do this."

A tough early-season schedule will help the Hokies determine quickly where they are offensively and also answer questions about their new pitchers. Twelve of Tech's first 15 games will come on the road, including their ACC opener — a three-game series


at Miami. A week after playing the Hurricanes, Tech will open its league home schedule with Florida State.

"I think the chemistry on this team is good," says Hartman. "I thought the kids worked hard during fall practice, and overall, worked harder in the weight room and in their conditioning program. Our goal is to finish in the league's top eight and make the tournament."

Catchers

The one position of concern for Hartman is catcher, where talented sophomore Jose Rojas and returning starter Matt Foley will likely share most of the duties. Foley has the most experience at the position, while Rojas possesses the most tools. Both players have offensive potential.

Rojas had his ups and downs at the plate and behind it as a freshman, but he gained valuable experience. He put that experience to work during the fall, making big strides





Third baseman Bryan Thomas is coming off an outstanding sophomore season.

offensively and defensively. He could easily develop into one of the key players in the Hokies' season.

"Jose really made a lot of progress in the fall," Hartman says. "He's got a lot of physical tools. He could possibly run our ball club if he would take it and go."

Foley, who started 41 games behind the plate, batted .261 and drove in 26 runs last year. He joined Rojas in having an outstanding fall at the plate and also showed improvement throwing the ball.

Hartman can also call on senior David Londrey at the position. Londrey has served in several roles during his career, including handling the starting duties when needed. His rapport with the pitching staff makes him a valuable asset.

"I thought our catchers came on in the fall, and that was a point I was really concerned with," Hartman says. "I saw some good progress. We've just got to pick it up and carry it a step further during the preseason."

Infielders

Tech returns three of its four starters on the infield, including third baseman Bryan Thomas, who led the team in batting. The lone loss is first baseman Chris Stanton, whose

speed will be sorely missed. Stanton's place will be taken by redshirt sophomore Sean O'Brien, who occupied the starting spot in 2004 before missing last season with a shoulder injury.

O'Brien could go a long way toward improving the Hokies' run production. His rookie season, he drove in 45 runs and led the team with a .372 batting average on the way to freshman All-America honors.

"Sean struggled early in the fall, but the last two weeks, I thought he was swinging the bat very well," Hartman says. "He can be a big RBI man for us in the middle of the lineup, and we need that."

Thomas is coming off an outstanding sophomore season at the plate that saw him bat .384 and drive in 31 runs. He puts the ball in play and hits to all parts of the field. His backup at third base will be freshman Luke Padgett, who impressed Tech's coaches during the fall with his bat and his potential to hit for power. Padgett might also get some work at first base.

The Hokies will be looking to get more offense from two-year starter Warren Schaeffer at shortstop. Schaeffer is an experienced, dependable defensive performer, who hit .234 last season. He has finished both of his first two years with a late-season burst, but needs to

reach base on a more consistent basis.

Schaeffer's running mate at the middle infield positions is sophomore Matt Hacker. Hacker settled in at second base last season and turned in a solid first season in the field and at the plate. He hit .297 overall, and carried a .326 average in ACC games, hitting safely in 23 of the 25 league games in which he played.

Smooth fielding freshman Nate Clark will give the Hokies quality depth at second. His presence will allow Hartman to use Hacker at shortstop if he needs to get more offense into the lineup.

Outfielders

Four players who accounted for all but two of Tech's starts in the outfield last season return, including junior Nate Parks who started every game in center


field.

Parks, who is slated to move into the lead-off spot in the batting order, hit just .257 last season, but led the team in stolen bases (18) and walks (27). He is a terrific defensive player who Hartman is hoping will buy into his philosophy of patience.

"Nate has great speed," says Hartman. "He is one of those guys who has to take pitches. He has got to work his way on base, and then, he can create some havoc. He is still learning how to be a lead-off man."

While Parks works to be a table-setter, Hartman is looking for the other returning outfielders to drive in runs.

Senior Sheldon Adams, junior Billy Marn and sophomore Jose Cueto combined for 81 runs batted in and 14 home runs last season. Left-handed hitter



Tech will need Nate Parks to get on base in order to be successful in 2006.

Adams saw most of the action in left field, batting .329 and driving in 22 runs with eight doubles, two triples and three home runs. Cueto, who batted .275, was the primary starter in right field as a freshman and finished second on the team in home runs (5) and runs batted in (30). Marn saw some starting time at both of the corner outfield positions and hit .307 with a team-leading six homers and 29 RBIs.

"Overall, I thought all three played well last year," Hartman points out. "We have some speed out there and some

good arms. Billy can play in left or right, and Jose has a great arm and lots of potential. When Sheldon got cranked up last year, he was probably our best hitter, average-wise and getting on base. We will be depending on this group for some big contributions."

The lone newcomer to the outfield will be freshman Sean Ryan, who has good speed and showed steady play during the fall. Ryan is capable of playing any of the outfield positions, but will work mainly in center.

Designated Hitters

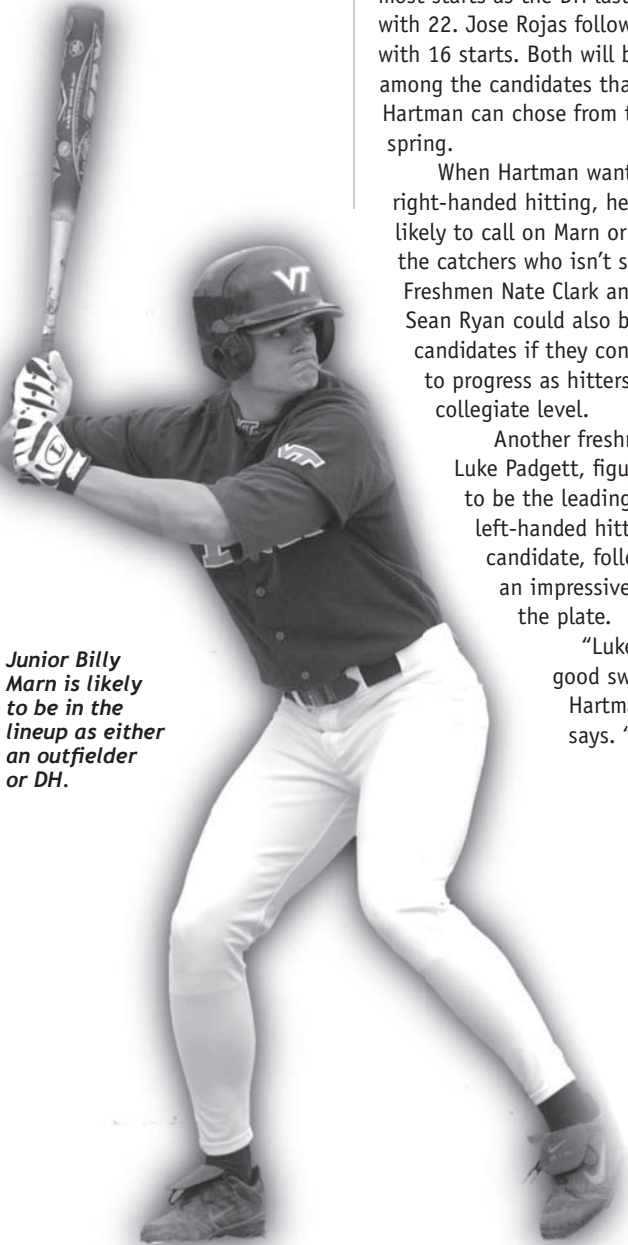
Billy Marn picked up the most starts as the DH last season with 22. Jose Rojas followed with 16 starts. Both will be among the candidates that Hartman can chose from this spring.

When Hartman wants right-handed hitting, he is likely to call on Marn or one of the catchers who isn't starting. Freshmen Nate Clark and Sean Ryan could also become candidates if they continue to progress as hitters on the collegiate level.

Another freshman, Luke Padgett, figures to be the leading left-handed hitting candidate, following an impressive fall at the plate.

"Luke has a good swing," Hartman says. "He hit

Junior Billy Marn is likely to be in the lineup as either an outfielder or DH.



Seniors Nicky Bowers (l) and Ryan Kennedy will anchor the pitching staff.

some long balls during the fall. We are planning to get him into some games and the DH spot is a real possibility. He has a good future at Virginia Tech."

Pitchers

Tech's mound corps loses steady senior right-hander Jake Chaney, but returns pitchers who accounted for 42 of the team's 51 starts last season. The Hokies also gain some good arms in a promising group of newcomers.

Seniors Ryan Kennedy and Nicky Bowers and junior Greg Fryman lead the returnees. Kennedy had a team-leading 15 starts last season and pitched 100 innings. The veteran left-hander, who finished with a 5-7 record and 4.05 earned run

average, is a three-year starter and the most experienced member of the mound corps. Bowers has successfully filled a different role in each of his three seasons. He was a setup man as a freshman, a closer as a sophomore and started eight games a year ago. He has posted a combined 11 wins, eight saves and 3.82 ERA in those roles.

"Nicky is going to be our closer on Fridays and Saturdays," says Hartman. "If he pitches an inning on Friday and doesn't pitch on Saturday, we will probably start him on Sundays. If he pitches on both days, we'll use him as a closer again on Sunday. If he only relieves on a weekend, we might start him and let him pitch five innings in

a Tuesday game. We have to get innings out of him."

Fryman, who was one of the surprises of last season, joins Kennedy in the competition for spots in the starting rotation. The lanky right-hander posted a 3-2 record in 2005 appearing in 14 games, eight as a starter.

"Greg really came on last year and gave us a chance to win a bunch of games," Hartman says. "He's pitching in the low 90's and his curveball has gotten better, which will really be an asset for him if he can keep it consistent."

Another returnee, sophomore right-hander Randy Buffington, could compete for a spot after being used as a closer last year. He showed marked improvement during the fall to move into contention.


Newcomers David Cross, Rhett Ballard and Evan Frederickson are putting some pressure on the returnees for a

chance to start. Right-hander Cross, in particular, has been impressive.

"David Cross was our most impressive pitcher in the fall," says Hartman about the junior college transfer. "He throws three or four pitches for strikes and still gets it up there in the low 90s. He is going to make a real push for the No.1 spot."

Ballard, a 6-foot-6 redshirt freshman who transferred from Liberty, also opened some eyes in the fall. Another hard thrower, he showed excellent control and consistency after making a minor mechanical change in his delivery. Frederickson, meanwhile, may have as much ability as any of the pitchers, but is still developing some of his pitches. He will give the Hokies another left-hander in the mix.

Joining Bowers in the Tech bullpen will be a solid group of young pitchers. The most experienced of the group



Southpaw Andrew Wells is one of three pitchers trying to make a comeback following injuries.


is junior Adam Redd, who will sport a new look in 2006. Redd pitched well for the most part last season and could be even

more effective this year after changing his delivery angle in the fall.

Right-hander Bobby West and left-handers Josh Canova, Matt McGahey and Casey Herald will round out the pen. The four sophomores combined for 45 appearances last season, led by West who had 16. McGahey, who also saw time at first base and DH last year, will concentrate solely on pitching this season.

The pitching staff could receive an added boost if any of the three pitchers currently working to return from injuries are cleared to play. Foremost in that group is former starter Andrew Wells, a southpaw with experience and outstanding ability. Setup-man Scott Stoehr and middle reliever Brett Cory, both of whom have also been important contributors in the past, join Wells in hoping to return.

"I like our pitching staff," says Hartman. "Injuries left us thin last year, and I think through our recruiting, we have gotten a lot more depth. I feel real good about some of the young pitchers. We're going to have some bad days because of our youth, but this pitching staff has a chance to be one of the better ones in quite a while."



Hard-throwing sophomore Randy Buffington has a chance to make an impact.

Batting

Player	B/Avg	GP-GS	AB	R	H	2B	3B	HR	RBI	TB	SLG%	BB	HBP	SO	GDP	OB%	SF	SH	SB-ATT
Bryan Thomas	.384	47-47	185	22	71	16	4	1	31	98	.530	13	1	36	1	.421	3	4	3-4
Sheldon Adams	.329	44-37	143	27	47	8	2	3	22	68	.476	12	3	23	1	.388	2	2	3-4
Chris Stanton	.312	47-47	186	41	58	18	3	0	20	82	.441	18	7	28	3	.390	2	3	14-19
Billy Marn	.307	45-43	166	20	51	6	2	6	29	79	.476	15	3	24	6	.375	0	0	1-3
Matt Hacker	.297	46-42	172	30	51	9	2	2	22	70	.407	9	3	20	4	.341	1	2	6-7
Jose Cueto	.275	48-45	182	29	50	7	1	5	30	74	.407	13	1	34	4	.320	4	1	6-10
Matt Foley	.261	51-48	180	27	47	9	2	0	26	60	.333	17	1	22	8	.325	2	1	0-2
Nate Parks	.257	51-51	179	34	46	6	3	2	14	64	.358	27	4	33	1	.367	0	7	18-21
Warren Schaeffer	.234	49-49	171	17	40	8	2	1	18	55	.322	11	2	25	5	.288	0	4	2-4

Jose Rojas	.259	36-24	85	5	22	4	0	1	14	29	.341	12	2	19	3	.353	3	1	0-0
David Londrey	.258	17-5	31	3	8	1	0	1	9	12	.387	3	0	7	2	.324	0	0	0-0
Tom Blaszak	.191	34-16	68	16	13	1	0	0	5	14	.206	9	2	9	1	.300	1	2	3-3
Matt McGahey	.071	9-3	14	1	1	0	0	0	1	1	.071	0	0	8	0	.067	0	0	0-0
Jonathan Howlett	.053	25-2	19	5	1	0	1	0	0	3	.158	2	1	9	0	.182	0	0	0-0
Mickey Rozakis	.000	5-0	3	0	0	0	0	0	0	0	.000	2	0	2	0	.400	0	0	0-0
Randy Buffington	.000	1-0	1	0	0	0	0	0	0	0	.000	0	0	1	0	.000	0	0	0-0
Jake Chaney	.000	1-0	1	0	0	0	0	0	0	0	.000	0	0	0	0	.000	0	0	0-0
Adam Redd	.000	1-0	0	0	0	0	0	0	0	0	.000	0	0	0	0	.000	0	0	0-0
Totals	.283	51-51	1786	277	506	93	22	22	241	709	.397	163	30	300	39	.350	19	27	56-77
Opponents	.312	51-51	1815	351	567	111	15	50	320	858	.473	215	32	335	32	.390	23	34	71-93

LOB - Team (383), Opp (410); **DPs turned** - Team (59), Opp (57); **CI** - Team (1), Londrey 1, Opp (1); **IBB** - Team (8), Thomas 2, Schaeffer 2, Cueto 1, Rojas 1, Marn 1, Adams 1, Opp (11); **Picked off** - Rojas 2, Parks 1, Hacker 1, Cueto 1, Adams 1, Schaeffer 1, Stanton 1.
Hitting minimums - 75% of Games 2.5 AB/Game

Pitching

Player	ERA	W-L	APP	GS	CG	SHO/CBO	SV	IP	H	R	ER	BB	SO	2B	3B	HR	AB	B/Avg	WP	HBP	BK
Andrew Wells	1.12	0-0	2	1	0	0/0	0	8.0	5	1	1	4	8	3	0	0	28	.179	1	1	0
Scott Stoehr	3.38	0-0	2	0	0	0/0	0	2.2	1	1	1	2	2	1	0	0	7	.143	0	0	0
Ryan Kennedy	4.05	5-7	16	15	2	1/1	0	100.0	108	63	45	46	74	25	2	4	380	.284	9	5	4
Adam Redd	4.56	1-0	13	0	0	0/0	0	25.2	28	13	13	15	19	3	1	4	102	.275	1	2	0
Nicky Bowers	4.76	3-5	13	8	1	1/0	1	58.2	54	35	31	13	57	11	1	5	220	.245	5	2	0
Jake Chaney	5.74	5-5	16	9	0	0/0	0	73.2	90	55	47	33	55	18	2	8	294	.306	10	7	0
Casey Herald	6.38	0-1	13	4	0	0/0	0	24.0	37	19	17	19	14	4	1	2	95	.389	4	0	1
Greg Fryman	6.71	3-2	14	8	0	0/0	0	56.1	79	45	42	16	30	16	0	9	237	.333	4	11	1
Randy Buffington	8.69	0-3	16	1	0	0/0	3	19.2	29	24	19	25	15	6	2	1	86	.337	6	0	0
Josh Canova	9.00	0-0	5	0	0	0/0	0	10.0	15	12	10	9	6	1	2	2	43	.349	0	0	0
Bobby West	9.15	4-2	16	1	0	0/0	0	41.1	72	44	42	12	27	10	2	10	183	.393	5	1	1
Matt McGahey	9.64	2-2	11	4	0	0/0	0	23.1	36	28	25	10	19	9	2	4	100	.360	3	2	2
M.J. Hurley	10.24	0-1	9	0	0	0/1	0	9.2	13	11	11	11	9	4	0	1	40	.325	9	1	1
Totals	5.94	23-28	51	51	3	3/1	4	453.0	567	351	299	215	335	111	15	50	1815	.312	57	32	10
Opponents	4.37	28-23	51	51	2	4/2	9	455.1	506	277	221	163	300	93	22	22	1786	.283	45	30	12


PB - Team (10), Foley 4, Londrey 3, Rojas 3, Opp (9). **Pickoffs** - Team (11), Foley 4, Fryman 2, Kennedy 2, Herald 1, Rojas 1, McGahey 1, Opp (8). **SBA/ATT** - Foley (57-71), Kennedy (24-28), Bowers (10-14), Rojas (10-14), Chaney (8-13), Herald (9-11), Buffington (5-6), McGahey (6-6), West (4-5), Londrey (4-4), Hurley (2-3), Redd (2-3), Fryman (0-2), Stoehr (0-1), Wells (1-1).
Pitching minimums - 1 Game



The Hokies would like to see Scott Stoehr return to form as a set-up man.

Fielding

Player	C	PO	A	E	FLD%	DPs
Matt McGahey	13	11	2	0	1.000	1
Bobby West	6	2	4	0	1.000	0
Adam Redd	2	1	1	0	1.000	1
Andrew Wells	2	1	1	0	1.000	0
Josh Canova	1	0	1	0	1.000	1
Chris Stanton	418	391	24	3	.993	51
Matt Foley	315	275	37	3	.990	6
Sheldon Adams	58	54	3	1	.983	1
David Londrey	57	49	7	1	.982	1
Nate Parks	143	137	2	4	.972	0
Ryan Kennedy	30	4	25	1	.967	2
Billy Marn	51	47	2	2	.961	0
Jose Rojas	51	39	10	2	.961	1
Matt Hacker	199	86	103	10	.950	31
Tom Blaszak	77	28	45	4	.948	5
Jose Cueto	94	86	3	5	.947	1
Warren Schaeffer	221	78	129	14	.937	37
Bryan Thomas	155	52	93	10	.935	14
Jonathan Howlett	12	10	1	1	.917	0
Greg Fryman	12	6	5	1	.917	2
Casey Herald	11	1	9	1	.909	1
Jake Chaney	16	1	13	2	.875	0
Nicky Bowers	9	0	7	2	.778	0
Randy Buffington	2	0	1	1	.500	0
Scott Stoehr	0	0	0	0	.000	0
M.J. Hurley	0	0	0	0	.000	0
Mickey Rozakis	0	0	0	0	.000	0
Totals	1955	1359	528	68	.965	59
Opponents	2055	1366	601	88	.957	57



Bobby West tied for the most mound appearances last season as a freshman.

Multiple-Hit Games

	2	3	4	5+	Tot
Bryan Thomas	18	6	-	1	25
Chris Stanton	13	-	2	-	15
Jose Cueto	11	4	-	-	15
Matt Foley	10	3	-	-	13
Billy Marn	10	1	2	-	13
Matt Hacker	10	2	1	-	13
Sheldon Adams	8	4	-	-	12
Nate Parks	9	2	-	-	11
Warren Schaeffer	3	3	-	-	6
Jose Rojas	6	-	-	-	6
Tom Blaszak	3	1	-	-	4
David Londrey	1	-	-	-	1
TEAM	102	26	5	1	134

Multiple-RBI Games

	2	3	4	5+	Tot
Bryan Thomas	8	-	-	-	8
Billy Marn	5	1	1	-	7
Matt Hacker	5	1	1	-	7
Matt Foley	5	1	-	-	6
Jose Cueto	3	1	-	1	5
Sheldon Adams	2	2	-	-	4
Chris Stanton	2	-	1	-	3
Warren Schaeffer	2	1	-	-	3
Nate Parks	3	-	-	-	3
David Londrey	1	-	1	-	2
Jose Rojas	-	1	-	-	1
TEAM	36	8	4	1	49

2005 GAME-BY-GAME RESULTS

Record: 23-28 Home: 11-13 Away: 11-12 Neutral: 1-3 ACC: 7-19

Date	Opponent	Score/Result	Tech r-h-e	Opp. r-h-e	Innings	Overall	BIG EAST	Pitcher of record
+ Feb 19, 2005	vs Villanova	3-5 L	3-9-2	5-6-1	9	0- 1- 0	0- 0- 0	Bowers (L 0-1)
+ Feb 20, 2005	vs Navy	W 9-0	9-11-0	0-4-4	9	1- 1- 0	0- 0- 0	Kennedy (W 1-0)
+ Feb 21, 2005	at Savannah St.	W 11-7	11-17-1	7 12-2	9	2- 1- 0	0- 0- 0	Chaney (W 1-0)
Feb 25, 2005	at Campbell	W 10-6	10-10-0	6-8-3	9	3- 1- 0	0- 0- 0	Kennedy (W 2-0)
Feb 26, 2005	at High Point	W 7-5	7-13-3	5-7-2	(10)	4- 1- 0	0- 0- 0	Chaney (W 2-0)
Feb 27, 2005	at High Point	W 6-5	6-8-0	5-10-1	(12)	5- 1- 0	0- 0- 0	West (W 1-0)
* Mar 04, 2005	at Maryland	4-6 L	4-12-1	6-7-1	9	5- 2- 0	0- 1- 0	Hurley (L 0-1)
* Mar 05, 2005	at Maryland	2-6 L	2-8-1	6-7-0	9	5- 3- 0	0- 2- 0	Bowers (L 0-2)
* Mar 06, 2005	at Maryland	W 13-12	13-13-0	12-23-4	9	6- 3- 0	1- 2- 0	West (W 2-0)
Mar 07, 2005	at George Mason	0-2 L	0-2-2	2-7-0	9	6- 4- 0	1- 2- 0	Herald (L 0-1)
* Mar 11, 2005	#11 North Carolina	3-17 L	3-9-5	17-18-2	9	6- 5- 0	1- 3- 0	Kennedy (L 2-1)
* Mar 18, 2005	at #16 Florida State	1-3 L	1-7-0	3-6-2	9	6- 6- 0	1- 4- 0	Bowers (L 0-3)
* Mar 19, 2005	at #16 Florida State	2-12 L	2-9-2	12-13-1	9	6- 7- 0	1- 5- 0	Kennedy (L 2-2)
* Mar 20, 2005	at #16 Florida State	1-8 L	1-6-1	8-13-0	9	6- 8- 0	1- 6- 0	Chaney (L 2-1)
Mar 22, 2005	at Radford	W 5-3	5-9-1	3-10-4	9	7- 8- 0	1- 6- 0	McGahey (W 1-0)
#* Mar 27, 2005	Virginia	5-8 L	5-9-3	8-11-3	9	7- 9- 0	1- 7- 0	Kennedy (L 2-3)
\$ Mar 30, 2005	James Madison	W 14-10	14-18-1	10-18-3	9	8- 9- 0	1- 7- 0	Fryman (W 1-0)
* Apr 01, 2005	at NC State	0-6 L	0-8-1	6-9-0	9	8-10-0	1- 8- 0	Bowers (L 0-4)
* Apr 02, 2005	at NC State	7-10 L	7-10-0	10-14-6	9	8-11-0	1- 9- 0	West (L 2-1)
* Apr 03, 2005	at NC State	W 5-4	5-10-0	4-7-3	(12)	9-11-0	2- 9- 0	Chaney (W 3-1)
Apr 05, 2005	at Va. Commonwealth	W 19-9	19-19-2	9-14-2	9	10-11-0	2- 9- 0	West (W 3-1)
Apr 06, 2005	at Richmond	W 2-0	2-7-2	0-5-1	9	11-11-0	2- 9- 0	Bowers (W 1-4)
* Apr 08, 2005	#14 Miami	3-7 L	3-6-0	7-16-0	9	11-12-0	2-10-0	Fryman (L 1-1)
^^ Apr 09, 2005	#14 Miami	5-20 L	5-9-4	20-17-1	9	11-13-0	2-11-0	Kennedy (L 2-4)
^^ Apr 10, 2005	#14 Miami	5-9 L	5-11-1	9-11-0	9	11-14-0	2-12-0	Buffington (L 1-1)
Apr 14, 2005	Liberty	W 9-4	9-10-1	4-11-2	9	12-14-0	2-12-0	Fryman (W 2-1)
Apr 15, 2005	Va. Commonwealth	W 2-1	2-8-1	1-9-1	9	13-14-0	2-12-0	Kennedy (W 3-4)
Apr 16, 2005	Va. Commonwealth	3-5 L	3-5-3	5-9-3	9	13-15-0	2-12-0	Chaney (L 3-2)
Apr 17, 2005	Va. Commonwealth	3-7 L	3-6-1	7-12-1	9	13-16-0	2-12-0	West (L 3-2)
Apr 19, 2005	East Tennessee St.	4-5 L	4-10-3	5-12-0	(10)	13-17-0	2-12-0	Buffington (L 0-2)
Apr 20, 2005	Radford	W 7-1	7-9-0	1-5-2	9	14-17-0	2-12-0	Kennedy (W 4-4)
Apr 22, 2005	Marshall	W 5-4	5-8-2	4-8-3	9	15-17-0	2-12-0	Chaney (W 4-2)
Apr 23, 2005	Marshall	4-12 L	4-7-1	12-12-2	9	15-18-0	2-12-0	McGahey (L 1-1)
! Apr 26, 2005	vs East Tennessee St.	3-5 L	3-4-2	5-9-0	9	15-19-0	2-12-0	Kennedy (L 4-5)
Apr 27, 2005	VMI	2-6 L	2-10-3	6-16-1	9	15-20-0	2-12-0	Buffington (L 0-3)
* Apr 29, 2005	at Duke	W 11-8	11-15-1	8-12-2	9	16-20-0	3-12-0	Chaney (W 5-2)
* Apr 30, 2005	at Duke	10-13 L	10-14-0	13-18-1	9	16-21-0	3-13-0	McGahey (L 1-2)
* May 01, 2005	at Duke	W 2-0	2-10-0	0-4-2	9	17-21-0	4-13-0	Kennedy (W 5-5)
May 03, 2005	Campbell	W 4-2	4-9-0	2-8-1	9	18-21-0	4-13-0	Redd (W 1-0)
May 04, 2005	Richmond	W 18-6	18-14-0	6-11-5	9	19-21-0	4-13-0	West (W 4-2)
* May 08, 2005	Clemson	W 11-7	11-14-2	7-13-2	9	20-21-0	5-13-0	Fryman (W 3-1)
* May 09, 2005	Clemson	0-7 L	0-6-1	7-8-2	9	20-22-0	5-14-0	Kennedy (L 5-6)
* May 10, 2005	Clemson	2-6 L	2-9-0	6-9-2	9	20-23-0	5-15-0	Chaney (L 5-3)
* May 13, 2005	at #5 Georgia Tech	0-10 L	0-4-0	10-14-0	9	20-24-0	5-16-0	Fryman (L 3-2)
* May 14, 2005	at #5 Georgia Tech	2-27 L	2-10-3	27-29-0	9	20-25-0	5-17-0	Kennedy (L 5-7)
* May 15, 2005	at #5 Georgia Tech	1-11 L	1-7-3	11-9-1	9	20-26-0	5-18-0	Chaney (L 5-4)
May 17, 2005	William & Mary	W 10-3	10-19-0	3-12-2	9	21-26-0	5-18-0	McGahey (W 2-2)
* May 19, 2005	Wake Forest	W 6-3	6-11-0	3-9-1	9	22-26-0	6-18-0	Bowers (W 2-4)
* May 20, 2005	Wake Forest	5-7 L	5-13-2	7-13-3	9	22-27-0	6-19-0	Chaney (L 5-5)
* May 21, 2005	Wake Forest	W 7-6	7-13-4	6-9-3	9	23-27-0	7-19-0	Bowers (W 3-4)
@May 24, 2005	vs Maryland	4-5 L	4-11-2	5-13-0	9	23-28-0	7-19-0	Bowers (L 3-5)

* Conference game

+ Savannah State Invitational

Radford, Va.

\$ Pulaski, Va.

^ Salem, Va.

! Kingsport, Tenn.

@ACC Tournament, Jacksonville, Fla.

() extra inning game



The
COACHES

Top Division I Baseball Coaches by Victories

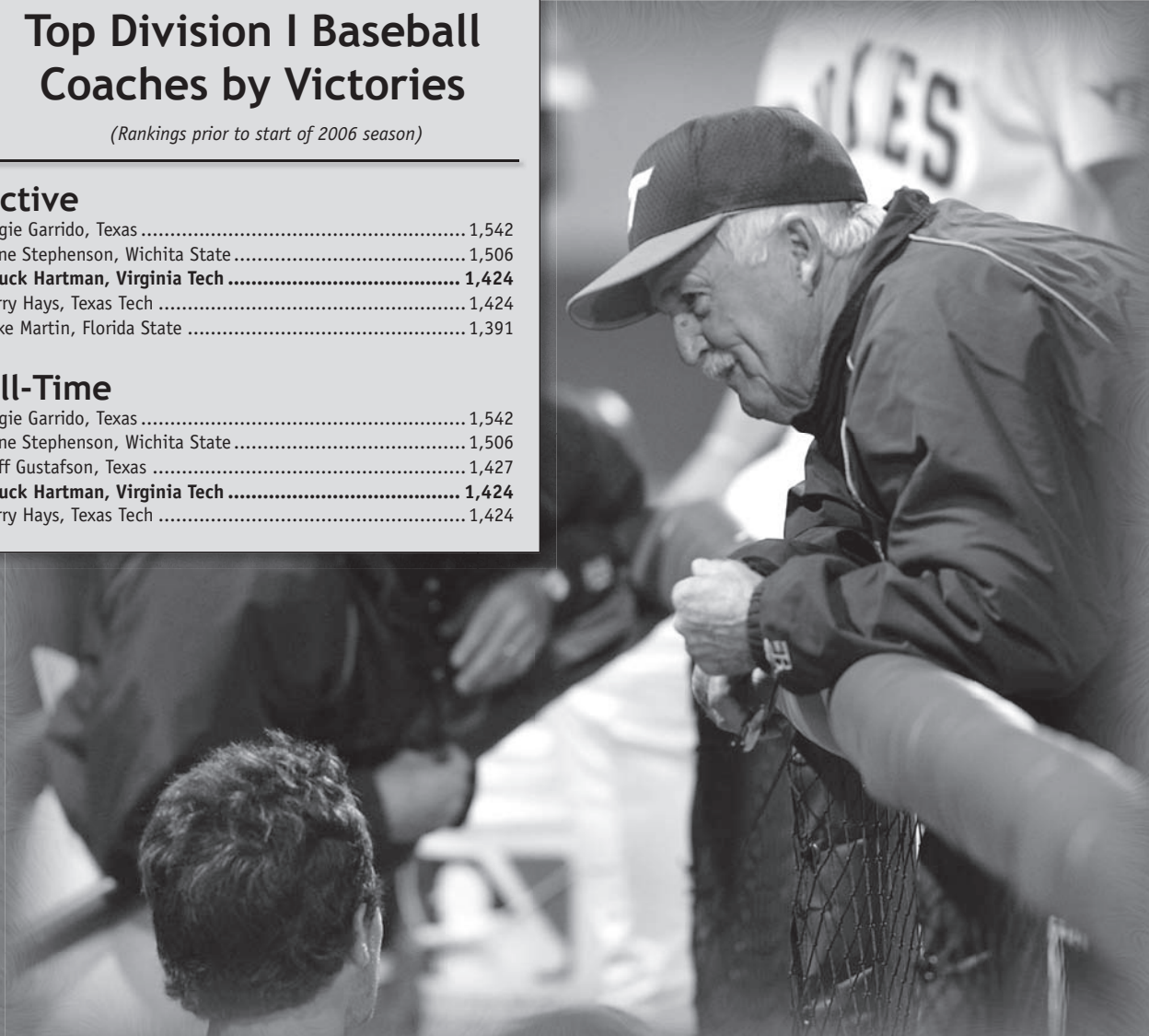
(Rankings prior to start of 2006 season)

Active

Augie Garrido, Texas	1,542
Gene Stephenson, Wichita State	1,506
Chuck Hartman, Virginia Tech	1,424
Larry Hays, Texas Tech	1,424
Mike Martin, Florida State	1,391

All-Time

Augie Garrido, Texas	1,542
Gene Stephenson, Wichita State	1,506
Cliff Gustafson, Texas	1,427
Chuck Hartman, Virginia Tech	1,424
Larry Hays, Texas Tech	1,424



Hartman's Pro Signees

High Point College

1962	Bob Boles (Giants)
1964	Joe Keith (Pirates)
1965	Joe Forte (Reds)
1967	Forrest Dover (Mets)
1968	Ray Blossie (Tigers)
1969	Don Hickey (Orioles)
1970	John Euler (Orioles)
	Nick Periozzo (Padres)
1971	Fred Grice (Senators)
	David Mitcham (Giants)
1972	Ron Slingerman (White Sox)
	Bob Hickey (Indians)
	Bill Hegland (Astros)
1973	Bill Updegraff (Athletics)
	Dean Boger (Athletics)
	Joe Turnbull (Pirates)
1974	Bob Worthington (Rangers)
	Burke Suter (Red Sox)
1975	Otis Foster (Red Sox)
	Al Brumfield (Padres)

1976	Dan England (Cubs)
1977	Billy Sorrell (Yankees)
1978	Kevin Keene (Yankees)
	Jim Mugele (Reds)
Virginia Tech	
1979	Dave Grier (Brewers)
	Harold Williams (Braves)
1980	Mike Rhodes (Cardinals)
1982	Franklin Stubbs (Dodgers)
	Brian Rupe (Twins)
	Jay Phillips (Royals)
1982	Ray Perkins (Astros)
	Jimmy Foit (Rangers)
	Jim Stewart (Twins)
1982	Mark Krynitsky (Brewers)
1983	Rick Knapp (Rangers)
1983	John Patton (Rangers)
	Wayne King (Rangers)
1985	Bean Stringfellow (Braves)
	Billy Plante (Red Sox)

1986	George Canale (Brewers)
	Tim Buheller (Red Sox)
	David Potts (Astros)
1988	Brad DuVall (Cardinals)
	Trey McCoy (Rangers)
	Greg Ferguson (Athletics)
	Randy Berlin (Cardinals)
1989	Mike Conte (Athletics)
	Casey Waller (Phillies)
1990	Mike Williams (Phillies)
	Greg Margheim (Reds)
	Len Wentz (Reds)
1991	Clint Creed (Expos)
	Joe McIntyre (Phillies)
1992	Brad Clontz (Braves)
	Josh Haggas (Mets)
	Les Jennette (Salt Lake/Independent)
1993	Dee Dalton (Cardinals)
	J.R. Hawkins (Dodgers)
1994	Denny Hedspeth (Dodgers)
1995	Bo Durkac (Diamondbacks)

1996	Kevin Barker (Brewers)
	Brian Fitzgerald (Mariners)
	Charlie Gillian (Twins)
1997	Denny Wagner (Athletics)
	Kevin Kurilla (Phillies)
	Kris Turberville (Reds)
1998	Jon Hand (Cardinals)
1999	Austin Rappé (White Sox)
	Barry Gauch (White Sox)
	Matt Griswold (Orioles)
2000	Larry Bowles (Angels)
2001	Ian Ostlund (Tigers)
	Addison Bowman (Red Sox)
2002	Joe Saunders (Angels)
	Jason Bush (Marlins)
	Chip Runyon (Royals)
2003	Marc Tugwell (Phillies)
	Matt Dalton (Blue Jays)
2004	Jeff Landing (Mets)
	Wyatt Toregas (Indians)
2005	Chris Stanton (Giants)

Chuck Hartman


Virginia Tech baseball coach Chuck Hartman, who played his collegiate baseball in the Atlantic Coast Conference, is back in his old stomping grounds. Over 45 years later, the former University of North Carolina second baseman returned to the ACC last year, guiding Tech through its first season as a league member.

A lot has happened since Hartman last pounded the leather for the Tar Heels in 1957. Hartman, one of the college game's most successful and respected coaches, is entering his 28th season at Virginia Tech and his 47th season overall. His 1,424 career wins tie him for third among active Division I baseball coaches in victories and tie him for fourth all-time. Hartman's overall coaching record is 1,424-783-8, while his current record at Tech is 941-558-8.

Hartman earned the highest recognition a collegiate coach can receive when he was inducted into the American Baseball Coaches Association Hall of Fame during the ABCA 2004 annual convention in San Antonio, Texas.

Hartman's most recent honor came just a little over a year after his induction into the Virginia Tech Sports Hall of Fame in November 2002, and it was magnified by the fact that he is already a member of the National Association of Intercollegiate Athletics Hall of Fame. Hartman was inducted into the NAIA Hall in 1989 for his achievements at High Point College (now University), where he coached for 19 years before coming to Tech in 1979. When you add his 1996 entry into the Salem-Roanoke Baseball Hall of Fame and his selection for the Gaston (N.C.) County Hall of Fame in 1979, Hartman is now a member of five halls of fame.

Hartman and the Hokies have enjoyed some of their greatest success in recent years. In 2002, Tech shared the regular-season BIG EAST Conference championship with



Notre Dame. In 2001, the Hokies posted four wins against Notre Dame and finished second in the BIG EAST Tournament. Tech won the Atlantic 10 Conference Tournament in 2000, 1999 and 1997, earning a berth in an NCAA Regional each year. During the Hokies' 1997 NCAA appearance, Hartman's Tech baseball squad upset 10th-ranked Southern California in the opening game of the South II Regional. After directing the Hokies to a share of the 1995 Metro Conference regular-season championship, Hartman was voted the league's coach of the year. And in 1994, Hartman guided the Hokies to a Metro Tournament title and an NCAA bid.

One of the veteran coach's crowning achievements came in 1992 when he became just the ninth baseball coach in Division I history to win 1,000 games. The milestone victory came when Tech defeated Liberty University, 11-4, on April 27,

and was sweetened by the fact it occurred during the Hokies' 100th year of baseball.

Hartman's formula for success has been built on more than wins. It has been built on his extensive knowledge of the game and his aggressive coaching style. It's been built on his personable, open-door approach as a "players' coach." It's been built on the respect and admiration he's earned as one of college baseball's top goodwill ambassadors.

A wide-range of organizations have recognized Hartman's many contributions to baseball. The Home Plate Club of the Washington (D.C.) metropolitan area has presented him a prestigious Lifetime Achievement in Baseball Award. He has also received the Willie Duke Lifetime Achievement Award presented by the Raleigh (N.C.) Hot Stove League. In 1986, the state college sports information directors voted Hartman the Virginia Division I Baseball

Coach of the Year, an honor he garnered again in 1992, 1993 and 1997. In 1989 and again in 1995, Hartman was named the Metro Conference Baseball Coach of the Year.

In 1984, Hartman was named to the coaching staff of the United States All-Star team that competed in the World Amateur Championships in Cuba. During the summer of 1985, he was in charge of the offense for the USA baseball team that toured Korea, Japan, the United States and played in the Intercontinental Cup in Canada.

During his tenure at Virginia Tech, Hartman has had five players compete for the United States in international competition and 12 players earn All-America honors. In the fall of 1991, Tech pitcher Brad Clontz competed in the inaugural USA Baseball Trials for Olympic candidates. Over Tech's 17-year association with the Metro Conference, 46 different Tech players earned All-Metro Conference honors under Hartman. In 1996, the Hokies' first season in the Atlantic 10 Conference, Tech outfielder Kevin Barker was the league's player of the year. Following the 1998 season, outfielder Matt Griswold earned the same honor and freshman pitcher Pat Pinkman was the league's rookie of the year. In 1999, Tech freshman pitcher Jason Bush was the A-10 rookie of the year. Tech players were named the MVP of the Atlantic 10 Championships in 1999 and 2000. Following the 2003 season, Tech senior second baseman Marc Tugwell was named the BIG EAST Co-Player of the Year and pitcher Matt Dalton became the first pure relief pitcher in league history to be named first-team All-BIG EAST.

During his coaching career, Hartman has had four players drafted in the first round (three of whom were not drafted out of high school) and a total of 80 players sign with the pros, including 56 at Tech. One of his Tech players, pitcher Brad

HEAD COACH CHUCK HARTMAN

DuVall, was a first-round pick in 1987 and '88.

As a player, Hartman made his mark at the University of North Carolina through determination and hard work. He graduated from UNC in 1957 with a B.A. in physical education and earned a master's degree in education from Carolina a year later.

In 1958, Hartman landed a job as tennis coach and assistant basketball coach at High Point College. He also helped out in baseball, where, in the middle of the 1959 season, the head coach resigned.

When Hartman assumed the head coaching duties, High Point had won just eight games in the previous three seasons. By his sixth year, the Panthers won the Carolinas Conference championship, the first baseball title ever for the school.

Before he left High Point to move to Tech in 1979, Hartman directed his teams to 10 conference titles, five district championships and twice led a team to the NAIA National Tournament. His High Point clubs posted nine consecutive seasons of 30 wins or more, and six of his players earned All-America recognition.

Hartman was named the Carolinas Conference Coach of the Year five times, District 26 Coach of the Year six times and the NAIA Area VII Coach of the Year in 1976.

In his first four seasons at Tech, Hartman directed the Hokies to three state championships before the competition was discontinued. His 1981 squad won a school-record 48 games, only to be outdone by his 1982 and 1985 teams, which each registered 50 victories.

Three of Hartman's Tech teams have finished the season ranked in the national polls. The 1981 team was ranked 20th by Baseball America and 29th by Collegiate Baseball. The Hokies' 1982 team finished ninth

in the Baseball America poll, while the 1985 squad was rated 24th by the same publication. Hartman's Tech teams have won 30 or more games in 21 of his 27 seasons at the school and 40 or more games on six occasions. Fifteen of Tech's last 25 teams have hit .300 or better.

Tech has finished second nationally in home runs on three occasions during Hartman's tenure — 1982, 1986 and 1988. The Hokies have finished among the top 12 teams in homers eight times under Hartman and have finished nationally ranked in scoring six times and slugging percentage four times. Hartman's 1981 Tech team ranked fourth nationally in batting and third in both home runs and scoring. In 1995, the Hokies finished the season ranked 12th in home runs, 15th in fielding percentage and 22nd in double plays.

Hartman is married to the former Ellen Eaves of High Point. He is an avid golfer, hunter and fisherman, and was a collegiate basketball official for more than 20 years before retiring in 1987.



Coach Chuck Hartman discusses strategy with pitcher Greg Fryman.

Hartman's Career

46 seasons as head coach at college level: 1,424-783-8

19 years at High Point College:

1960	8-13	
1961	9-14	
1962	13-14	
1963	13-12	
1964	16-13	
1965	18-13	Carolinas Conference champs
1966	23-11	
1967	29-9	Carolinas Conference champs
1968	19-20	
1969	27-16	Carolinas Conference champs
1970	30-9	Carolinas Conference champs
1971	35-11	CC champs; District 26 champs; Area VII runner-up
1972	34-9	CC champs; District champs; Area champs; NAIA Nationals; ranked 5th nationally
1973	32-11	CC champs; ranked 16th nationally
1974	32-10	District champs; Area champs; NAIA Nationals; ranked 5th nationally
1975	42-6	CC champs, District champs; Area runner-up; ranked 9th nationally
1976	34-13	Ranked 12th nationally
1977	37-12	CC champs; ranked 10th nationally
1978	32-9	CC champs; District champs; ranked 9th nationally

Tot. 483-225

27 years at Virginia Tech:

1979	28-14	State champs
1980	30-18	
1981	48-9	State champs; Metro champs (Reg. season); ranked 20th nationally
1982	50-9	State champs; ranked 9th nationally
1983	34-14	
1984	41-17	
1985	50-16-1	Ranked 24th nationally
1986	38-21	
1987	32-16-1	
1988	40-20	
1989	35-22	
1990	36-22	
1991	24-30	
1992	34-17-1	
1993	34-15	
1994	32-26	Metro Tournament champs; NCAA
1995	34-24	Tied for 1st in Metro (Reg. season)
1996	35-24	Atlantic 10 West Division champs
1997	34-28	A-10 Tournament champs; NCAA
1998	28-22-2	
1999	42-17	A-10 Tournament champs; NCAA
2000	35-24-2	A-10 Tournament champs; NCAA
2001	29-28-1	
2002	33-26	Tied for 1st in BIG EAST (Reg. season)
2003	34-23	
2004	29-27	
2005	23-28	

Tot. 941-558-8



Jay Phillips enters his 15th season as a full-time assistant on Coach Chuck Hartman's staff and his third year with the title of associate head coach. Phillips is in charge of coordinating the Hokies' recruiting efforts, coaching the infielders and overseeing the overall defense.

"Jay has done an outstanding job here," Hartman says. "He works extremely hard

Jay Phillips

Associate Head Coach

in recruiting and has a broad knowledge of infield play. He also has a lot to do with the closeness and camaraderie we've had on our teams.

"His greatest assets are his enthusiasm and his ability to communicate with people. He was an outstanding player at Virginia Tech, and he is an outstanding coach here."

Phillips' work on the recruiting trails has helped the Hokies to four NCAA appearances and championships in three different conferences during the past 12 years. Defensively, Tech has fielded .960 or better as a team in 10 of Phillips' 14 seasons. All but one of Tech's career records for putouts and assists at the infield positions have been set during Phillips'

tenure on the staff.

Tech led the BIG EAST in double plays two of its four seasons in the league and finished second in 2004. In 2000, Tech set a school record for double plays with 66.

Phillips was a four-year letterman and three-year starter for Hartman at Tech from 1979 through 1982. The Fairfax, Va., native earned All-Metro Conference honors at third base as a sophomore, before moving to second base for his last two seasons. He hit .338 during his Tech career and still ranks fifth among the Hokies' all-time stolen base leaders with 82. Tech compiled a 156-50 record during Phillips' four years, including a 98-18 record over his last two seasons.

Phillips was drafted by the Kansas City Royals in 1982 and spent three years in the Royals' organization and one in the Milwaukee Brewers' system. He returned to Tech as a graduate assistant on the coaching staff for the 1987-88 school year. He was an assistant coach at Oakton High School for one season before moving to George Mason University as an assistant in June 1989. Phillips was a member of the GMU staff for two years prior to accepting his current position at Tech in August 1991.

Phillips, who holds a bachelor's degree in history from Tech, is married to the former Kathy Morris of Newport News, Va. They have a daughter, Jordan, 19, and a son, Joey, 15.



Jon Hartness returns to the duties of pitching coach as he enters his 16th season on Coach Chuck Hartman's staff at Virginia Tech. Hartness, who spent the last four seasons working with the Hokies' hitters, previously served 10 seasons as Tech's pitching coach from 1992-2001. He also oversees the Virginia Tech Dugout Club.

Two years ago, under Hartness' tutelage, Sean O'Brien set a Tech freshman record with a .372 batting average on the way to first-team All-BIG

Jon Hartness

Assistant Coach

EAST and freshman All-America honors. In 2003, Marc Tugwell was the BIG EAST Co-Player of the Year and joined teammate Chris Stanton as one of the BIG EAST's top five hitters. In 2002, Tech led the BIG EAST in batting during conference games with a .323 team average.

During his time as pitching coach, Hartness worked with first-round draft picks Joe Saunders and Denny Wagner. He also worked with Tech's top-winning left-hander, Brian Fitzgerald, and top-winning right-hander, Jason Bush, as well as the Hokies' all-time strikeout leader, Jon Hand, and career saves record-holder, Charlie Gillian.

Gillian was a freshman All-American in 1994 and a third-team All-American in 1996. Pat Pinkman earned freshman All-America honors in 1998, Bush followed suit in 1999 and

Saunders became the Hokies' third-straight freshman A-A pick in 2000.

"Every time Jon has taken on a new duty at Virginia Tech he has been successful," Hartman says. "He did a good job with our outfielders when he first joined the staff and then did an outstanding job with our pitchers. His work with our hitters the past four years also paid off."

Hartness, a former pitcher for Hartman and the Hokies, joined the Tech coaching staff in 1990 and coached the outfielders. In 1991, he took on the added responsibility of setting the Hokies' defense during games. The following year, he began working primarily with Tech's pitching staff. Hartness began working with the hitters in 2002 and also worked with the outfielders from 2002-04.

As a player at Tech, Hartness was a four-year letterman for Hartman. He finished his collegiate pitching career with 14 wins, eight losses and nine saves. As a sophomore in '85, he pitched a nine-inning no-hitter, beating Utica College, 1-0.

The Richmond, Va., native saw members of his pitching staff duplicate that feat three times. Fitzgerald no-hit James Madison during the 1995 season, then three Tech pitchers combined for another nine-inning no-hitter against Howard in 1996. During the 2000 season, Bush hurled a seven-inning no-hitter against LaSalle.

Hartness, who holds a B.S. in sports management from Tech, is married to the former Connie Thomas of Roanoke, Va. They have a son, Jared Thomas, 15, and a daughter, Taylor Grace, 13.

Anthony Everman

Volunteer Coach

Anthony Everman, a former first baseman and pitcher at Loras College in Dubuque, Iowa, is entering his third season as a volunteer coach on the Virginia Tech baseball staff. Everman handles Tech's outfielders and has also begun working with the catchers. Everman works closely with Terry Mitchell, Tech assistant director of strength and conditioning, during the team's athletic performance workouts.

Last summer, Everman coached the Covington Lumberjacks in the Valley Baseball League, winning the Jim Lineweaver Cup Championship by defeating New Market in a best-of-five series, 3-1. During the regular season, Everman's team won the league's south division after posting a 27-15 mark.

A native of Castalia, Iowa, Everman played baseball at Coe College for one season before



transferring to Loras where he played two seasons for Coach Carl Tebon. His senior year, he served as an undergraduate coach after suffering a broken arm prior to the season. He helped with the infielders and outfielders and assisted with hitting.

Everman, who was an academic all-conference pick as a player, graduated in December 2003 with a degree in physical education.



Marianne Baffi
Secretary



Eric Cross
Assistant Equipment Manager



Denie Marie
Facilities Manager
(English Field)



Casey Underwood
Facilities Manager

Jimmy Lawrence

Athletic Trainer

Athletic trainer Jimmy Lawrence has earned both respect and popularity through his outstanding work with Virginia Tech student-athletes during the past 27 years.

Lawrence, who is certified by the National Trainers Association, began working at Tech in 1979 as a graduate assistant trainer for football, basketball, baseball and wrestling. He was promoted to assistant trainer in 1981 and coordinated the training duties for all men's sports except football for 19 seasons. Lawrence is beginning his 26th season working with Tech baseball.

The Elliston, Va., native served as the trainer for the United States Baseball Federation Junior National Team during the summers of 1987 and 1988. He also accompanied the U.S. Senior National Team



to Taiwan for the International Harbor Baseball Tournament during the fall of '88.

Lawrence received his bachelor's degree in health and physical education from Emory & Henry in 1979 and a master's degree in physical education from Tech in 1981. As an undergraduate, he worked for four years as a student trainer. Lawrence is married to Peg Morse.



The Dugout Club has helped fund facility improvements, including the lights at English Field.


The Dugout Club

The Virginia Tech Hammerin' Hokies Dugout Club is an organization designed for alumni, friends and fans of the university who have a special interest in Tech baseball.

Membership in the Dugout Club requires a minimum yearly donation of \$25. The Club's five membership levels and gifts are: Single (\$25-\$49) tax deduction, media guide; Double (\$50-\$99) tax deduction, media guide, t-shirt; Triple (\$100-\$199) tax deduction, media guide, t-shirt, hat; Home Run (\$200-\$499) tax deduction, media guide, t-shirt, hat, sweatshirt; Grand Slam (\$500 and up) tax deduction, media guide, t-shirt, hat, sweatshirt, golf shirt.

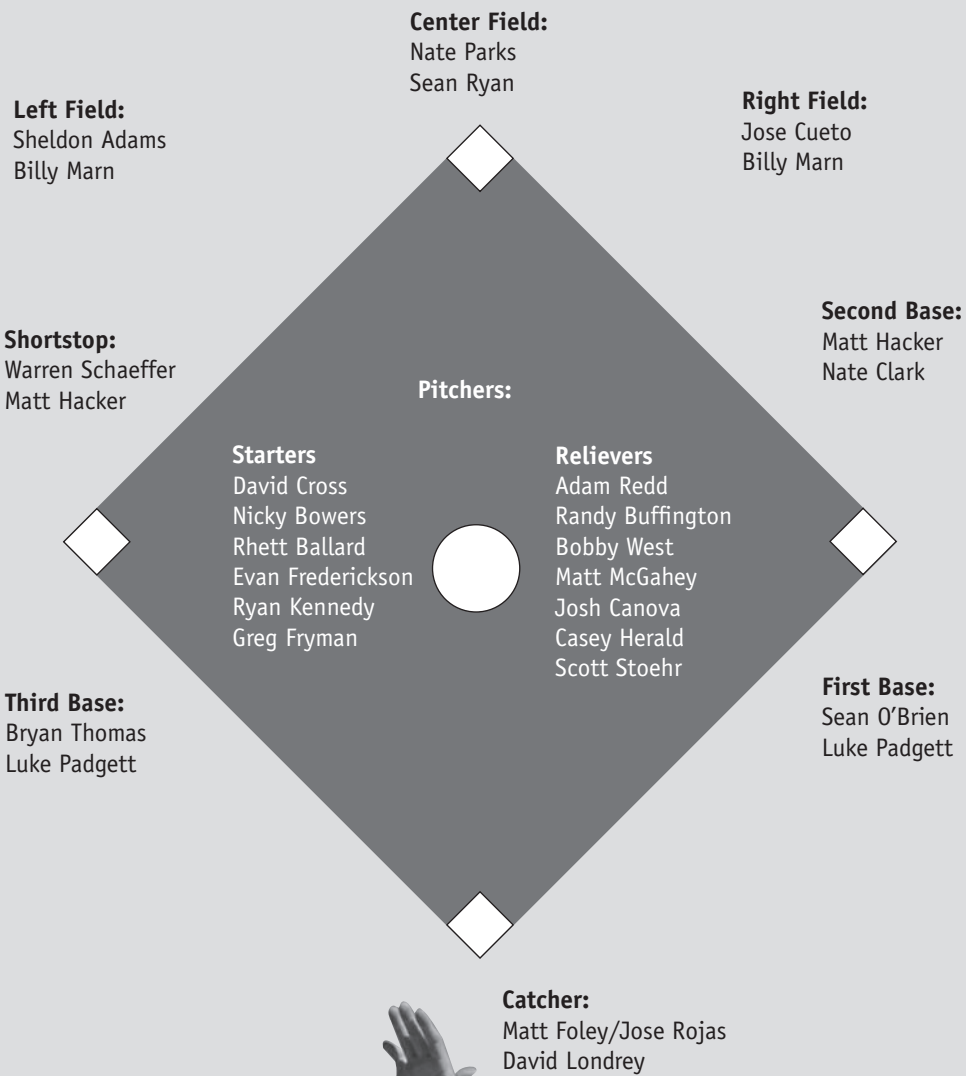
The Dugout Club has helped fund facility improvements, including the renovation of the baseball locker room and the addition of security fencing and lights at English Field.

For more information on the Dugout Club contact Jon Hartness at (540) 231-3098 or by e-mail at hartness@vt.edu. Information is also available on the Tech baseball Web page at hokiesports.com/baseball.



The
HOKIES

Preseason Depth Chart



2006 Player Profiles



8

Sheldon Adams

OF, 5-11, 190, L/L
3VL, Senior
Big Stone Gap, Va.

An experienced outfielder, who will be counted on for senior leadership ... Is coming off a good year in 2005 ... Posted his best batting average (.329) and cut his strikeouts in half with 23 ... Hit .354 in ACC games ... Tech coaches are hoping he can pick up where he left off last season, when he hit .380 (19-50) during the team's last 14 games ... Can give the Hokies a real boost if he makes consistent contact and puts the ball in play ... Has the ability to steal more bases ... A left-handed hitter with some pop in his bat ... Rates as a steady fielder who can get to balls in the gap ... Has started 129 games in the outfield (81 in left; 48 in center) ... A three-year starter, he figures to handle the left field duties along with right-handed hitting Billy Marn.

2004-05: Finished second on the team in batting with a .329 average ... Played in 44 games, starting 36 in left field and one as the designated hitter ... Only error of the year came in the final game of the season ... His pinch-hit single in the 12th inning produced the winning run in a 6-5 win at High Point ... Was 3-for-5 vs. JMU with a home run and three RBIs ... Also had three hits at VCU ... Collected two hits, including a triple during the final Miami game ... Posted two hits, drove in two runs and scored two runs in win at Duke ... Had three hits in the second Clemson game and blasted a solo homer in game three off a left-hander ... Hit key pinch-hit homer in ninth inning in final game with Wake ... Contributed two hits and two RBIs in ACC Tournament game against Maryland.

2003-04: Made 47 starts in center field and four in left ... Played in 54 of the team's 56 games ... Finished with a .282 batting average ... Led the team in triples with three and tied for second in home runs with four ... Drove in 26 runs and scored 32 ... Committed just one error in 112 chances ... Went 6-for-10 at the plate during a three-game series with Towson, scoring five runs ... Had a personal-best four hits in six at bats against Villanova driving in five runs and scoring two ... Knocked in four runs with a triple and two singles in a win at West Virginia ... Also had three hits in league games against Pittsburgh and Rutgers ... Legged out an inside-the-park home run at Ohio ... Tied for second on the team with 15 two-out RBIs ... Hit .425 during an 11-game hitting streak in early April.

2002-03: Saw action in 48 games as a freshman ... Started 44 games, including 41 in left field ... Also had two starts as the designated hitter and one in center field ... Got his first start at High Point and went 1-for-1 with a run scored and four walks ... Picked up three hits and four runs batted in during a win at No. 10 Richmond ... Also had three-hit games against East Tennessee State and Pittsburgh and during the Hokies' second meeting with Richmond in Blacksburg ... Put together a 21-for-56 streak at the plate (.375) over the Hokies' last 16 regular-season games ... Closed out the season with a .287 batting average ... Collected five doubles, three triples and four home runs ... Drove in 17 runs and scored 29 ... His 22 walks tied for tops on the team ... Hit .298 in BIG EAST games.

High School: Lettered four years as a center fielder for Coach Jim Kelly at Powell Valley High ... Was named first-team all-district and all-region and second-team all-state his senior year ... Hit .369 that season with five home runs and 17 runs batted in ... Smacked 14 home runs his junior year when he earned first-team all-district, all-region and all-state honors ... Also gained all-district and all-region recognition after batting

.380 with three homers as a sophomore ... Played in the Virginia High School League East-West All-Star game following his senior year ... Earned three letters as a tailback in football, rushing for 1,330 yards his senior season ... Excelled as a sprinter in track, winning the state Group A 100-meter dash outdoor championship in 2002.

Personal: Sheldon Todd Adams ... Born 12/22/83 ... Son of Bill and Sue Adams ... Majoring in history.

	G	AB	R	H	RBI	BAvg	BB	SO	2b	3b	HR	TB	SB	SBA
2003	48	143	29	41	17	.287	22	42	5	3	4	64	0	2
2004	54	181	32	51	26	.282	19	47	6	3	4	75	5	7
2005	44	143	27	47	22	.329	12	23	8	2	3	68	3	4
Career	146	467	88	139	65	.298	53	112	19	8	11	207	8	13



33

Rhett Ballard


P, 6-6, 225, R/R
r-Freshman
High Point, N.C.

One of the biggest surprises of the fall ... Transferred to Tech from Liberty University ... Pitched well in practices following a slight mechanical change ... Impressed the coaches with his control and consistency ... A hard thrower with a good slider ... Competes on the mound ... Just needs to get his feet wet ... Has the potential to throw a lot of innings ... Could compete for a starting spot ... Should continue to improve as he grows and matures.

Liberty: Was redshirted during the 2004-05 school year before transferring to Tech.

High School: Played his senior year at Southwest Guilford ... Had a 1.50 earned run average on the way to all-area and all-conference honors ... Attended Oak Hill Academy in Virginia prior to his senior year ... Was team MVP as a pitcher his junior year ... Played basketball at both schools.

Personal: Rhett Christopher Ballard ... Born 11/13/85 in Greensboro, NC ... Son of Rick and Diane Ballard ... Enrolled in history.



2

Nicky Bowers

P, 6-2, 195, R/R
3VL, Senior
Stuart, Va.

An outstanding competitor who likes to have the ball in his hand ... Has a live arm and throws strikes ... Possesses an above-average fastball and slider ... Mixes a good disposition with athletic ability ... Is a pitcher the Hokies need to get innings out of to be successful ... Was a tough-luck performer last season as a starter ... Pitched into the seventh inning in five of his eight starts and held opposing batters to an overall .245 batting average ... Had a 45-to-9 strikeouts-to-walks total during his starts, but had an average of just 3.1 runs scored for him in those games ... Will likely

Continued on following page

Bowers *Continued*

be used as the Hokies' closer for Friday and Saturday games ... Could be a starter in some Sunday or Tuesday games during weeks he sees minimal work out of the bullpen ... Can be effective in either role ... Excelled as a setup man, then a closer his first two seasons.

2004-05: Compiled a 3-5 overall record, including a 1-4 mark during his eight starts ... Compiled a 4.76 earned run average over 58.2 innings of work ... Struck out 57 batters, while walking just 13 ... Was 2-1 with a save in five relief outings ... Went 4.2 innings in a loss to Villanova ... Struck out eight batters but gave up five runs on four hits ... Went 6.2 innings in a 6-2 loss at Maryland ... Struck out seven men in seven innings during loss to FSU ... Pitched an inning of relief for a save at Radford ... Struck out eight and did not walk a batter in complete-game 2-0 win at Richmond ... Pitched four innings against Miami on Apr. 10 before leaving the mound with a strained right shoulder ... Returned to pitch two innings against W&M ... Picked up two wins in relief during the Wake Forest series before suffering a loss to Maryland out of the pen in the ACC Tournament.

2003-04: Appeared in a team-high 28 games as the closer ... Worked a total of 31 innings, compiling a 4-1 record, seven saves and a team-best 2.61 earned run average ... Struck out 24 batters, while walking 11 ... Held foes to a .243 batting average ... Five of the nine earned runs he allowed came in a game against Pittsburgh ... Did not give up an earned run in his last 16 appearances ... Allowed just two home runs during the season, both coming

in a Tech loss to Duquesne ... Pitched two innings at James Madison for a victory ... Posted saves against South Florida, UNC Wilmington, Rutgers, Radford, Campbell, East Tennessee State and Notre Dame.

2002-03: Took the mound 26 times, all but three in relief ... Served mainly as a late-inning setup man ... Was forced into a starting role late in the year when injuries struck the staff ... Registered 47 innings of work, allowing just 37



hits ... Struck out 45 batters while walking 21... Held opponents to a .223 batting average ... Finished 4-1 with a 3.45 ERA ... Gave up just five runs (four earned) during his first 16 appearances ... Earned a win in his first outing of the year at Campbell ... Also earned victories in relief against Villanova and VMI ... Made his first start against St. John's and picked up a win with 5.1 innings of work ... Struck out nine batters during that outing ... Suffered his lone loss in a start against Notre Dame.

High School: Played shortstop and pitched for Coach Philip Stegell at Patrick County ... Lettered three seasons ... Struck out 74 batters in 39 1/3 innings of work his senior year ... Posted a 0.71 earned run average ... Contributed four home runs and hit .413 on the way to all-district honors as a shortstop ... Named second-team all-state as a utility player ... Played some first base his junior year, earning all-district recognition ... Carried a .472 batting average and posted nine homers that year.

Personal: Nicholas Dwayne Bowers ... Born 8/26/84 in Stuart, VA ... Son of Dwayne and Karen Bowers ... His uncle, Tim Bowers, played baseball for Tech in the mid-1980s ... Majoring in physical education.

	W-	L	IP	H	R-	ER	ERA	BB	SO	G	S	CG	SHO	SV
2003	4-	1	47.0	37	25-	18	3.45	21	45	26	3	0	0	0
2004	4-	1	31.0	28	21-	9	2.61	11	24	28	0	0	0	7
2005	3-	5	58.2	54	35-	31	4.76	13	57	13	8	1	1	1
Career	11-	7	136.2	119	81-	58	3.82	45	126	67	11	1	1	8



22

Randy Buffington

*P, 6-1, 185, R/R
1VL, Sophomore
Virginia Beach, Va.*

A hard-throwing, young right-hander who is coming off a good showing in the fall ... Exhibited a much better command of his pitches, while throwing in the low 90s ... Benefited from a slight mechanical change but must continue to concentrate on being consistent ... Has to throw strikes to be effective ... Needs to add a quality changeup to keep batters honest ... Served as a short reliever last season ... Is going to compete for a spot in the rotation this spring.

2004-05: Saw action in 16 games, including one start ... Worked 19.2 innings and led the team in saves with three ... Pitched 1.2 innings against Villanova ... Gave up two hits and a run ... Also posted a strikeout and a walk ... Closed the Savannah State win with a scoreless inning ... Worked just one-third inning against High Point giving up two hits and a walk ... Pitched two shutout innings at Maryland for his first save ... Also picked up saves against Liberty and Marshall ... Went just two innings against VMI in first career start ... Pitched 3.2 innings at Duke ... Gave up one earned run or less in 12 of his appearances, but saw his earned run average balloon after allowing seven runs at Georgia Tech in his last outing ... Finished with an 0-3 record and 8.69 ERA.

High School: Pitched and played shortstop for four years at Salem High for Coach Pete Zell ... Carried a .365 career batting average ... Was team MVP as a senior ... Struck out 78 batters in 39 innings in 2004 on the way to a 3-3 record ... Racked up six home runs and 27 runs batted in at the plate ... Also collected 12 stolen bases ... Named first-team All-Beach District and first-team All-Tidewater ... Helped team win the Beach District Tournament in 2004 ... Team captain his junior and senior years ... Posted a .341 batting average his junior season while registering a 4-1 record on the mound ... Volunteered at Salem Elementary School.

Personal: Charles Randall Buffington II ... Born 03/20/86 in Virginia Beach, VA ... Son of Randy and Kathy Buffington ... Turned an unassisted triple play when he was 6 years old ... Enrolled in university studies.

	W-	L	IP	H	R-	ER	ERA	BB	SO	G	S	CG	SHO	SV
2005	0-	3	19.2	29	24-	19	8.69	25	15	16	1	0	0	3



16

Josh Canova

*P, 6-0, 205, L/L
1VL, r-Sophomore
Vienna, Va.*

Another young pitcher who showed improvement during the fall ... Has a chance to fill some vital innings in middle relief this spring ... A southpaw with three pitches ... Had some ups and downs last season, but never really saw enough action to become comfortable ... Showed more consistency during the fall, along with an improved breaking ball ... Has the potential to pick up more innings if he shows command of his pitches.

2004-05: Made the team during fall tryouts after just missing the cut during 2003 tryouts ... Was used in middle relief ... Made five appearances, all in relief ... Worked a total of 10 innings and did not have a decision ... Pitched 1.1 innings against North Carolina ... Gave up three hits and five runs ... Posted one strikeout and walked three men ... Pitched a scoreless inning against Miami ... Saw brief action against Marshall and Clemson ... Gave up just two earned runs in 6.1 innings at Georgia Tech ... Posted five strikeouts in that outing.

High School: Pitched on the 2002 State Championship team at James Madison High under Coach Mark Gjormand ... Lettered three years in baseball and also helped the team to district and regional titles in 2002 and 2003 ... Named team captain in 2003 ... Registered a 6-0 mark on the mound as a junior ... Was 12-2 his senior season with a 0.96 earned run average ... His 12 wins tied a school record ... Named to all-district and all-region teams his senior season ... Ended his high school career with a 0.28 ERA, the lowest in school history ... Threw a two-hit shutout in the first round of the state playoffs in 2003 ... Also lettered three years in football.

Personal: Joshua Ryan Canova ... Born 10/16/84 in Daytona Beach, FL ... Son of Jay and Jo Canova ... Enrolled in apparel, housing and resource management.

	W-	L	IP	H	R-	ER	ERA	BB	SO	G	S	CG	SHO	SV
2005	0-	0	10.0	15	12-	10	9.00	9	6	5	0	0	0	0



14

Nate Clark

INF, 5-8, 170, R/R
Freshman
Gate City, Va.

Impressed Tech's coaches during the fall with both his defensive skill and his potential at the plate ... Is making the transition to second base after playing shortstop in high school ... Makes things look easy in the field ... Mixes great hands with a good, accurate arm ... Has made a good adjustment ... Just needs to continue focusing on turning the double play from the second base side ... Showed flashes of being a good hitter ... Makes contact and could develop into a fine No. 2 man in future Tech batting orders ... Should continue to improve as he becomes comfortable with college pitching ... Has a chance to see action while providing depth on both sides of the bag.

High School: Played shortstop for Coach Shannon Carter at Gate City ... A four-year letterman who helped his team to three regional championships ... Named the state Group A player of the year after batting .569 with 47 runs scored and 30 stolen bases his senior year ... Had a .697 on-base percentage ... Picked the *Kingsport Times* Southwest Virginia Player of the Year in 2003 and 2005 ... Selected the *Bristol Herald Courier* Southwest Virginia Player of the Year in 2005 ... A two-time, first-team all-state selection ... Hit over .500 as a sophomore and .398 his junior year ... Helped team to a 65-14 record during his final three seasons.

Personal: Nathan Scott Clark ... Born 9/21/86 in Johnson City, TN ... Son of Michael and Donna Clark ... Enrolled in university studies.

hokiesports.com

The best online source for fast, accurate coverage of all Hokie sports teams and events!



34

Brett Cory

P, 6-2, 215, R/R
2VL, r-Senior
Midlothian, Va.

Continues his efforts to return to the mound after undergoing shoulder surgery in December 2004 ... Showed flashes of his ability as a freshman when he appeared in 20 games ... Received a medical redshirt year after missing the majority of the 2003 season with an elbow injury ... Returned to the mound in 2004 and made 16 relief appearances ... His surgery sidelined him for the 2005 season ... Has been throwing some on the side ... Could be a real asset to the Hokies in brief middle relief stints ... Has put a lot of work and determination into his effort to return ... The Hokies are hoping he succeeds.

2004-05: Missed the entire season after undergoing shoulder surgery.

2003-04: Made 16 appearances, all in relief ... Posted a 3-3 record and one save ... Pitched 31.1 innings with 26 strikeouts and only five walks ... Allowed just one run in 4.1 innings to gain a victory against Towson ... Had a season-high six strikeouts in that contest ... Had three shutout innings for a win over Duquesne ... Also got a win in relief against Seton Hall ... Picked up a save with three scoreless innings against UConn.

2002-03: Pitched in five games before being sidelined by a sore elbow ... Missed the rest of the season and received a medical redshirt ... Posted a 0-1 record and a 2.92 earned run average during his brief action ... Worked a total of 12.1 innings.

2001-02: Came to Tech with a sprained right elbow suffered during the summer ... Did not pitch during fall scrimmage work, but was third on the team in appearances during the season with 20 ... Allowed eight runs in his first three outings, then went seven consecutive appearances without allowing a single run ... Pitched two shutout innings of relief for a save against Charlotte ... Started three games ... Lasted just 1.1 innings in his first start and did not get a decision in his second ... Turned in a complete-game gem in his third start, allowing just one earned run in an 8-2 victory against Virginia ... Struck out seven batters and did not walk a man in the win ... Also picked up a win with 2.2 innings of no-hit, no-run relief against West Virginia ... Worked a total of 38.1 innings ... Struck out 30 batters and walked 12 ... Finished with a 2-1 record, one save and a 5.17 earned run average ... Posted a 3.97 ERA in conference games.

High School: Lettered four seasons as a pitcher and utility player ... Put together a 7-1 record and 0.83 earned run average as a senior for Coach Dennis Moody at Midlothian High ... Fanned 74 batters in 59 innings ... Carried a .350 batting average with 15 runs scored, two homers and nine RBIs ... Hurlled a two-hitter with nine strikeouts against L.C. Bird ... Pitched 10 innings in a victory over Monacan ... Gained All-Metro, all-district and all-region honors as a pitcher ... Was 3-3 on the mound as a junior ... Registered 54 strikeouts in 38.2 innings and compiled a 1.66 ERA ... Batted .346 his junior year with eight runs scored and six batted in ... Gained second team all-district honors as a pitcher ... Also named all-district as a pitcher/utility man as a sophomore ... Helped his team to district titles in 1998 and 2001.

Personal: Brett McKenzie Cory ... Born 3/27/83 in Richmond, VA ... Son of Brian and Christie Cory ... Is studying history.

	W-	L	IP	H	R-	ER	ERA	BB	SO	G	S	CG	SHO	SV
2002	2-	1	38.1	54	23-	22	5.17	12	30	20	3	1	0	1
2003	0-	1	12.1	17	8-	4	2.92	3	8	5	2	0	0	0
2004	3-	3	31.1	47	25-	21	6.03	5	26	16	0	0	0	1
Career	5-	5	82.0	118	56-	47	5.16	20	64	41	5	1	0	2



15

David Cross

P, 6-3, 180, R/R
Junior
Scottsdale, Ariz.

A junior college transfer who is competing for the top spot in Tech's starting rotation ... Was the Hokies' most impressive pitcher during the fall ... Throws three quality pitches for strikes and gets them to the plate with good velocity ... Works fast and has the confidence to throw any pitch on any count ... Came to Tech from Glendale (Ariz.) Community College ... Pitched for the Martinsville (Va.) Mustangs of the Coastal Plains League over the summer, where he was teammates with Tech's Nicky Bowers ... Will step right in and help this spring.

Junior College: Played one year at Hutchinson (Kan.) Junior College before enrolling at Glendale ... Pitched 81.1 innings for Coach Dave Grant ... Compiled a 3-5 record and 3.43 earned run average ... Struck out 81 batters and walked 33.

High School: Played for Coach Jerry Dawson at Chaparral ... Lettered two seasons as a pitcher ... Helped the team to the Arizona Class 4A Championship as a senior in 2003 ... Team was 32-3 ... Compiled a 5-0 record and 2.04 earned run average ... Worked 37 innings with 30 strikeouts and 13 walks ... Named second-team all-city and all-region ... Was 2-1 on the mound his junior year, pitching a total of 27 innings.

Personal: David John Cross ... Born 8/29/84 in Springfield, IL ... Son of John and Paula Cross ... Enrolled in history.



25

Jose Cueto

OF, 6-2, 192, R/R
1VL, Sophomore
Miami, Fla.

A key figure in Tech's offensive plans ... Will be asked to hit in the middle of the lineup and drive in runs ... Showed some pop during a solid freshman season as the starter in right field ... One of Tech's best bats during the first half of the season ... Enjoyed an outstanding fall swinging the bat, but still needs to be more consistent at putting the ball in play and using the entire field ... Has a plus arm in the outfield ... Continues to work on his defensive skills ... The Hokies are hoping for big things from this young talent.

2004-05: Got off to a fast start, hitting safely in 15 of his first 17 games ... Registered multiple hits in six of his first nine collegiate games ... Played in 48 games, starting 43 in right field and two as the DH ... Doubled against Villanova in his first collegiate at bat ... Singled and scored in the 10th inning of Tech's 7-5 win at High Point ... Drove in Tech's first-ever run in ACC competition with a sixth-inning single at Maryland ... Had seven hits and seven RBIs during the three-game series ... Went 3-for-5 in the final game with two home runs, a double, five RBIs, four runs scored and a stolen base ... Went 3-for-4 with an RBI, a run and a stolen base at Radford ... Was 2-for-4 with an RBI and a run scored vs. Uva ... Had a two-run triple in JMU game ... Missed some time after hitting a wall at NCSU while attempting a diving catch ... Belted a three-

run homer in final Miami game ... Posted three hits and two RBIs in home game against VCU ... Had a team-leading 17 RBIs in ACC games, but batted just .221 in conference games ... Finished with a .275 overall average ... Was second on the team in home runs (5) and runs batted in (30) ... Had a team-leading four sacrifice flies ... Stole six bases in 10 attempts.

High School: Played for Coach Lou Sanchez at G. Holes Braddock High School ... Hit .315 as a senior and earned the team's smartest base runner award ... Batted .438 in his junior season when he led the team in hitting and stolen bases ... Helped his team to the state championship game that season ... Was named MVP of the 2003 Teravella Tournament ... Also gained All-Dade honorable mention recognition ... A member of the National Honor Society.

Personal: Jose Cueto ... Born 10/24/85 in Jersey City, NJ ... Son of Jose and Anna Cueto ... Enrolled in biology.

	G	AB	R	H	RBI	BAvg	BB	SO	2b	3b	HR	TB	SB-SBA
2005	48	182	29	50	30	.275	13	34	7	1	5	74	6- 10



11

Matt Foley

C, 5-9, 185, R/R
2VL, Junior
Lansdowne, Va.

Will likely share the starting duties behind the plate with sophomore Jose Rojas ... Has 43 starts as a catcher under his belt ... Was one of only two players to see action in every game last season ... Rates as a good receiver ... Was bothered by a sore shoulder and knee at times last spring, but showed improvement throwing during the fall ... His offense in the fall was the best he has exhibited ... Needs to show a little more consistency at the plate ... Will be a candidate for the DH spot when he is not catching ... Picked up starts at four different positions as a freshman ... Only caught two games in 2004 while working behind two veteran catchers ... Also saw starting time in left field, right field and as a designated hitter that season to get his bat in the lineup.

2004-05: Started 48 games, 41 behind the plate and seven as the designated hitter ... Batted .261 for the season with 26 runs batted in ... Contributed nine doubles and a pair of triples, but did not have a home run ... Got off to a fast start with a .364 batting average after six games ... Contributed two hits, a run and a run batted in against Navy ... Was 3-for-5 with two runs and two RBIs in 10-inning win at High Point ... Went 5-for-8 during first two games at FSU ... Drove in three runs with two hits and a sacrifice fly at VCU ... Picked up his first career triple in win against Marshall and added another versus Richmond ... Was 3-for-3 with four runs scored against UR ... Drove in the winning run in the final game against WFU with a squeeze bunt in the ninth inning.

2003-04: Played in 51 games, starting all but one ... Got 29 starts in left field, 16 at designated hitter, four in right field and two behind the plate ... Hit safely in nine of his first 10 games ... Kept his average above .300 until his final 12 games before finishing with a .276 season average ... Drove in 25 runs and scored 26 ... Collected seven doubles and a pair of home runs, including a walk-off against Towson ... Went 4-for-4 in a win at West Virginia with five runs batted in and two runs scored ... Helped Tech defeat No. 6 Notre Dame by driving in three runs with three hits, including a double and homer ... Also turned in a three-hit game at Pittsburgh ... Knocked in three runs with three hits during a two-game sweep of Connecticut ... Struck out just 13 times in 185 at bats.

High School: A two-time first-team pick on *The Washington Post's* All-Metro Team ... Was named the *Post's* Player of the Year as a senior ... A four-year varsity starter behind the plate for Coach Mark Gjormand at James Madison High ... Posted a career batting average of .485 and struck

out just 10 times in 350 career at bats ... Hit .498 and set school season records for home runs (7) and walks (21) ... Drove in 34 runs ... Named district and region player of the year ... Earned first-team all-state honors ... Set a school record with a .540 batting average his junior season and added season records for doubles (11) and RBIs (38) ... Helped team to a 29-0 record and a state title ... Led the district in hitting three straight seasons, earning first team all-district honors each year ... Was a two-time first-team all-region selection ... Lettered two years as a quarterback and punter on the football team ... Played in the VHSL All-Star baseball game following his senior season.

Personal: Matthew P. Foley ... Born 10/2/84 in Fairfax, VA ... Son of Paul and Jill Foley ... Enrolled in apparel, housing and resource management.

	G	AB	R	H	RBI	BAvg	BB	SO	2b	3b	HR	TB	SB-SBA
2004	52	185	26	51	25	.276	14	13	7	0	2	64	2- 2
2005	51	180	27	47	26	.261	17	22	9	2	0	60	0- 2
Career	103	365	53	98	51	.268	31	35	16	2	2	124	2- 4



31

Evan Frederickson

P, 6-6, 215, L/L
Freshman
Oak Hill, Va.

A tall, lanky left-hander with unlimited potential ... Has a great arm and throws hard ... Is working to develop more consistency with his off-speed pitches ... Still needs some work on fielding his position ... Will get a chance to get on the mound and pitch in some games ... Could battle for a starting spot with a good preseason showing ... Has a chance to be outstanding as he develops confidence and control.

High School: Lettered four seasons as a pitcher for Coach Scott Rowland at Oakton ... Helped team to a 72-22 record and two district titles during his varsity career ... Posted a 6-1 record and 1.11 earned run average as a senior ... Struck out 103 batters in 57 innings, while walking 29 ... Earned first-team all-district and all-region honors ... Compiled a 2.89 ERA as a junior and a 1.30 mark his sophomore year when he was 8-0 ... Registered four career no-hitters, including an 18 strikeout gem against Herndon in the 2005 Concorde District championship game.

Personal: Evan Scott Frederickson ... Born 9/23/86 in Santa Monica, CA ... Son of Tony and Nancy Frederickson ... Enrolled in general engineering.



23

Greg Fryman

P, 6-5, 200, R/R
2VL, Junior
Gibsonia, Pa.

One of the biggest surprises for the Hokies in 2005 ... Got his first career start at N.C. State and stepped up to play an important role the last seven weeks of the season ... Pitched into the seventh inning during three of his first four starts ... Kept the team in games and gave the Hokies a chance to win ... Only two of his eight starts were decided

by more than four runs ... Gained valuable experience and was able to develop his pitches ... Has command of three pitches ... Throws hard and is developing a better curveball ... Will get better and better as his confidence, poise and maturity grow ... A top candidate for a starting role.

2004-05: Appeared in a total of 14 games, including eight starts ... Compiled a 3-2 record and 6.71 ERA ... Made his first five appearances out of the bullpen ... Worked a total of 56.1 innings ... Hurlled four shutout innings of relief at George Mason ... Gave up three hits and four runs in a one-inning stint against UNC ... Picked up his first win with four innings of relief against JMU ... Allowed three runs in 6.2 innings at N.C. State in his first collegiate start ... Suffered a loss to Miami before picking up a win and a career-high seven strikeouts vs. Liberty ... Worked 7.1 innings allowing one run in a no-decision against ETSU ... Lasted just 0.2 innings in a no-decision at Duke, then came back with 5.1 innings for win over Clemson ... Held Wake to two earned runs in seven innings but did not get a decision.

2003-04: Made the team as a walk-on and saw action in nine games, all in relief ... Pitched 11 innings on the way to an 0-1 record ... Finished with a 10.64 earned run average after giving up 10 of his 13 runs in two outings ... Carried a 3.24 ERA in his other seven appearances ... His only decision was a loss against Duquesne.

High School: Lettered three seasons as a pitcher/first baseman for Coach Bill Stoops at Deer Lakes High ... Posted a 6-2 record on the mound his senior season ... Struck out 60 batters and walked just 13 during 53 innings of work ... Carried a .345 batting average ... Earned first-team all-section honors ... Earned extra effort award from KDKA and was a first-team pitcher on the *Valley News Dispatch* all-star team ... Lettered three years as a forward on the basketball team ... A member of the National Honor Society.

Personal: Gregory Michael Fryman ... Born 9/8/84 in Pittsburgh, PA ... Son of Bob and Linda Fryman ... Enrolled in industrial and systems engineering.

	W-	L	IP	H	R-	ER	ERA	BB	SO	G	S	CG	SHO	SV
2004	0-	1	11.0	14	13-	13	10.64	8	7	9	0	0	0	0
2005	3-	2	56.1	79	45-	42	6.71	16	30	14	8	0	0	0
Career	3-	3	67.1	93	58-	55	7.35	24	37	23	8	0	0	0



5

Matt Hacker

INF, 5-10, 170, R/R
1VL, Sophomore
Richmond, Va.

Returns at second base, where he earned a starting job last year as a freshman ... Showed his versatility by starting at three different positions during Tech's first nine games of the season ... Gained maturity as well as experience ... Played well at second base and exhibited a good arm ... Can play shortstop if needed ... Is a line-drive, gap-type hitter ... Had a 15-game hitting streak in ACC games before going hitless in the opening game at Georgia Tech ... Ended up hitting safely in 23 of the 25 games he played against ACC opponents ... Needs to show more patience at the plate, especially early in the count ... Will be counted on for offensive production.

2004-05: Started the second game against High Point at shortstop and had eight assists, one shy of the school record for the position ... Had his first two-hit game in the second FSU outing ... Hit his first collegiate home run in the second game against N.C. State ... Had three hits and drove in four runs at VCU ... Had a nine-game hitting streak ended at

Continued on following page

Hacker *Continued*

Richmond ... Was 4-for-4 in a home win against VCU ... Posted a triple, home run and three RBIs in win over Radford ... Had five hits and three RBIs in series at Duke ... Drove in two runs in win over Clemson ... Had two hits, two runs and two RBIs in back-to-back games against William & Mary and Wake Forest ... Posted a three-hit game with a triple in the second game with WFU ... Had 11 hits in his last 31 at bats (.355) ... Finished the season batting .297 overall and .326 in ACC games ... Played in 46 games, with 35 starts at second, five starts at third and two starts at shortstop ... Posted nine doubles, two triples and a pair of home runs ... Drove in 22 runs and scored 30 ... His 20 strikeouts were the fewest among starters ... So were his nine walks ... Was successful on six of seven steal attempts ... Finished with a .950 overall fielding average.

High School: A four-year letterman at shortstop for Coach Will Hicks at John Randolph Tucker High School ... Baseball captain his junior and senior year ... Hit .544 his senior season and posted a .660 on-base percentage ... Drove in 20 runs and stole seven bases ... Won the 2004 VIAA (Athletic Director's) Central Leadership Award and was named the team MVP ... As a junior carried a .545 batting average and scored 18 runs ... Contributed 12 RBIs and 10 steals ... Was a 2003 honorable mention all-state selection ... Also named to the *Richmond Times Dispatch* All-Metro team twice ... Hit .363 his sophomore season with eight doubles, 21 runs scored and nine steals ... Helped his team to a regional title and a spot in the state championship game in 2002 ... A three-year letterman in football ... Volunteered in the special education department all four years at Tucker ... Won the 2004 Tucker High School Faculty Award.

Personal: Matthew Blake Hacker ... Born 1/5/86 in Temple, TX ... Son of Jim and Pam Hacker ... His dad was an All-American third baseman at Texas A&M University and went on to play in the Atlanta Braves organization ... Enrolled in university studies.

	G	AB	R	H	RBI	BAvg	BB	SO	2b	3b	HR	TB	SB	SBA
2005	46	172	30	51	22	.297	9	20	9	2	2	70	6-	7



13


Casey Herald

*P, 5-11, 190, L/L
1VL, Sophomore
Tazewell, Va.*

Showed flashes of his potential last year as a freshman ... Needs to step up this season and show consistency on the mound ... A lefty with a good arm and a competitive demeanor ... Can win if he throws strikes ... Had some ups and downs during the fall ... Has the ability to start, but his progress this spring will determine his duties.

2004-05: Worked 24 innings, compiling an 0-1 record in 13 appearances, including four starts ... Posted a 6.38 earned run average ... Pitched one-third inning against Campbell ... Faced two batters, walking one ... Pitched four innings in his first collegiate start at GMU ... Gave up three hits and two runs, only one of which was earned ... Struck out three batters and walked three ... Coaxed two double plays ... Pitched 4.1 innings in a start at Radford ... Did not get a decision ... Saw brief action out of the pen during first two N.C. State games ... Pitched four innings of relief in loss to VMI, allowing three runs ... Pitched five innings in a start against Campbell, allowing one earned run and striking out four ... Appeared twice against Clemson pitching two scoreless innings ... Also worked 1.2 innings during opening game at Georgia Tech.

High School: Struck out 339 batters in his four seasons at Tazewell High ... Was a four-year starter for Coach Lou Peery ... Posted a career earned run average of 0.95 and threw 19 complete games ... Turned in 16 games of 10 strikeouts or more during his career and had three games



Casey Herald

where he fanned 20 or more batters ... Hurlled a no-hitter in which he struck out 14 of 16 batters he faced ... Named a second-team preseason All-American prior to his senior year ... Posted an 8-2 record on the mound as a senior with two saves, a 0.91 ERA and 129 strikeouts ... Contributed a .400 batting average and three home runs at the plate ... Also hit three homers as a junior when he batted .460 ... Finished with a 6-2 record, 0.43 ERA and a school record 152 strikeouts that season ... Was a first-team all-state pitcher both years, as well as Southwest District Player of the Year ... Also earned first-team all-state honors as an outfielder his senior season ... Became the first player in school history to be named first-team all-state two times ... Played in the state coaches' all-star game ... Was honored all four years for his academics and earned a Virginia High School League Achievement Award ... A member of the National Honor Society.

Personal: Casey Lindsey Herald ... Born 07/25/85 in Bluefield, WV ... Son of Donald and Dianna Herald ... Is studying geology.

	W-	L	IP	H	R-	ER	ERA	BB	SO	G	S	CG	SHO	SV
2005	0-	1	24.0	37	19-	17	6.38	19	14	13	4	0	0	0



29

Ryan Kennedy

*P, 6-0, 195, R/L
3VL, r-Senior
Punta Gorda, Fla.*

The veteran of the Tech pitching staff ... A lefty who knows what he's doing ... Leads the team with 36 career starts and over 230 innings pitched ... Worked hard during the fall to improve his overall game ... Will be counted on to pitch a bunch of innings this spring ... A good competitor who is usually around the plate with his pitches ... Holds runners and keeps his poise ... Transferred to Tech from the University of Florida where he was redshirted in 2002 ... Was named Freshman All-America in '03 by *Collegiate Baseball* despite missing the last four weeks of the season with a stress fracture in his elbow ... Led the team in wins with

six ... Had five wins each of the past two seasons ... Became the first Tech baseball player to earn ACC honors when he was named the league pitcher of the week after his performance against Navy last spring ... Earned the honor again after a four-hit shutout at Duke ... Pitched into the sixth inning in 13 of his 15 starts and made it to the seventh inning nine times ... Is expected to be a leader on this year's staff.

2004-05: Pitched seven shutout innings against Navy, striking out a career-high 15 batters ... Allowed just two hits ... Worked six innings for a win at Campbell ... Was touched for 12 hits and eight runs (five earned) by No. 11 UNC in 5.2 innings ... Gave up 11 hits and 10 runs (eight earned) in 12-2 loss at No. 16 FSU ... Pitched 5.2 innings of relief and took the loss vs. Virginia ... Held N.C. State to two runs in 6.2 innings but did not get a decision ... Worked eight innings, allowing five hits and one run in win over Radford ... Struck out 10 and walked one in complete-game win at Duke ... Went 8.1 innings in loss to Clemson ... Gave up just two runs in 6.1 innings in opener with Wake Forest but did not get a decision ... Finished with a 5-7 record and 4.05 earned run average ... Pitched 100.0 innings with two complete games and a shutout ... Appeared in 16 games, 15 as a starter.

2003-04: Led the pitching staff with 15 starts and 84.2 innings pitched ... Tied for the team lead with four complete games on the way to a 5-7 record and 4.46 earned run average ... Held foes to a .274 batting average, lowest among Tech starters and second best among the staff ... Gave up five earned runs in his first outing and five in his last game ... Carried a 3.68 ERA in his 13 appearances in between ... Struck out 28 batters in 30 innings during a four-game stretch in which he collected three consecutive wins and a no decision ... Pitched eight shutout innings, allowing just two hits, in a win against VMI ... Picked up a win against Liberty with seven scoreless innings of work ... Also had seven shutout innings and allowed just one hit in a win against Campbell ... Pitched in 10 games decided by three runs or less.

2002-03: Transferred from UF and entered Tech in January ... Pitched in 11 games until being sidelined by a sore elbow ... Started seven games ... Was 6-2 with a 2.62 earned run average when he was forced out of action ... Had the lowest earned run average among the starters and second-lowest overall ... Held opposing batters to a .220 average ... Got his first start at High Point and went seven innings for a win ... Allowed seven hits and one run ... Lasted just two innings in a loss to Kent State ... Pitched four innings of shutout relief for a save against Cornell ... Excelled in a seven-inning relief appearance at No. 10 Richmond ... Gave up just three hits and one unearned run to earn a victory ... Started at Seton Hall and allowed just one hit over seven shutout innings to post another victory ... Limited Villanova to two hits and no runs in 6.2 innings for a win, then turned in seven strong innings for a victory against Boston College ... Registered his fifth straight win by allowing one run in 6.1 innings at UConn ... Pitched five innings before leaving the mound in a loss at Rutgers ... Did not return to action ... Finished with 55 innings under his belt ... Gave up just 45 hits ... Struck out 37 batters, but walked 25.

Florida: Was redshirted while attending the University of Florida as a freshman in 2001-02.

High School: Posted a 26-4 pitching mark during four varsity seasons for Coach Dave Tollett at Charlotte High ... Was named third-team all-state as a senior and honorable mention as a junior ... Finished his senior season 8-3 with a 1.95 earned run average and 92 strikeouts in 70 innings ... Was 9-1 on the mound his junior year ... Posted a 1.67 ERA and fanned 74 batters in 54 innings ... Pitched a perfect game during the district playoffs ... Had a combined 16-1 record during summer competition in 2000 and 2001.

Personal: Ryan Matthew Kennedy ... Born 4/18/83 in Ft. Myers, FL ... Son of Steve and Lauri Kennedy ... Majoring in apparel, housing and resource management.

	W-	L	IP	H	R-	ER	ERA	BB	SO	G	S	CG	SHO	SV
2003	6-	2	55.0	45	20-	16	2.62	25	37	11	7	0	0	1
2004	5-	7	84.2	90	48-	42	4.46	33	61	15	15	4	0	0
2005	5-	7	100.0	108	63-	45	4.05	46	74	16	15	2	1	0
Career	16-	16	239.2	243	131-	103	3.87	104	172	42	37	6	1	1



36

David Londrey

C, 6-4, 220, R/R
3VL, r-Senior
Richmond, Va.

A great team player ... Has done whatever he has been called on to do ... Was in a three-man rotation behind the plate last season, until being slowed by a swollen knee ... Was pressed into action briefly at first base to replace injured starter Chris Stanton ... Answered the call in 2003 when catchers Jed English and Wyatt Toregas were both nursing injuries ... Started eight games behind the plate and did a great job ... Batted .393 during that stretch ... Also made two appearances as a pitcher late in the year when injuries depleted the Tech staff ... Provides solid depth behind the plate ... Has improved his throwing ... Has a good rapport with the pitching staff ... Has some power at the plate ... A streaky hitter who could see some time at DH if he becomes more consistent ... Can help the team in several roles, including senior leadership.

2004-05: Posted his first hit of the season when he smacked a grand slam at Campbell ... Caught the last five innings of the second High Point game ... Missed time due to torn cartilage in his left knee ... Had a bunt single against JMU ... Doubled in a run as a pinch hitter against VCU and had a pinch-hit single vs. Marshall ... Moved into the lineup at first base and had two hits in first win over Wake Forest ... Contributed a single and RBI in the second win versus the Demon Deacons ... Had a run batted in and a run scored against Maryland in the ACC Tournament ... Played in a total of 17 games, starting three at first and two behind the plate ... Batted .258 with nine runs batted in.

2003-04: Saw limited action in 11 games before getting a start at first base against Notre Dame in the Hokies' final game of the year ... Batted .250 with three hits in 12 at bats ... Picked up his lone run batted in on a single against Boston College ... Registered singles against Notre Dame and UConn.

2002-03: Was pressed into starting duty early in the season due to injuries at the position ... Started seven consecutive games behind the plate ... Went 3-for-5 with three runs scored and three batted in against Kent State in his first start ... Also had three hits and three RBIs against Cornell ... Collected two doubles in that game ... Drove in five runs with a double and home run during a win over Georgetown ... Made two short stints as a relief pitcher in May, earning a save with three innings of work against Campbell ... Saw action in a total of 28 games ... Made 12 starts at DH and eight as a catcher ... Batted .250 with seven doubles, a homer and 15 runs batted in.

2001-02: Was redshirted while serving as the Hokies' bullpen catcher.

High School: Played his senior season at Douglas Freeman High where he was a catcher for Coach Ken Moore ... Posted a .363 batting average as a senior ... Helped the team to a Colonial District championship and the semifinals of the state AAA tournament ... Attended St. Christopher's School in Richmond before transferring to Freeman ... Carried a .435 batting average his junior season ... Was named to the all-prep team following his sophomore and junior seasons ... Also lettered two years as a quarterback in football.

Personal: David Sherwood Londrey ... Born 10/4/82 in Greenville, NC ... Son of Greg and Joy Londrey ... Majoring in human development.

	G	AB	R	H	RBI	BAvg	BB	SO	2b	3b	HR	TB	SB-	SBA
2003	28	72	10	18	15	.250	4	16	7	0	1	28	0-	0
2004	11	12	0	3	1	.250	0	4	0	0	0	3	0-	0
2005	17	31	3	8	9	.258	3	7	1	0	1	12	0-	0
Career	56	115	13	29	25	.252	7	27	8	0	2	43	0-	0

	W-	L	IP	H	R-	ER	ERA	BB	SO	G	S	CG	SHO	SV
2003	0-	0	4.0	8	2-	2	4.50	0	2	2	0	0	0	1



32

Billy Marn

OF, 6-2, 200, R/R
1VL, Junior
Yorktown, Va.

Saw 22 starts as the designated hitter and 21 in the outfield during a good first season with the Hokies ... Is scheduled for similar duties this spring ... A consistent player in the outfield with a solid arm ... Runs well for his size and can play in left or right field ... Led Tech in homers last season with six ... Coaches are looking for a big year from him at the plate ... Will be asked to bat in the middle of the order and drive in runs ... Transferred to Tech from Old Dominion ... Gained valuable experience last year ... A strong showing this season would go a long way toward helping the Hokies improve offensively.

2004-05: Saw action in 45 games ... Had 14 starts in left field and seven in right before finishing out the season as the starting DH ... Finished third on the team in runs batted in (29) and tied for third in hits with 51 ... Batted .307, with six doubles, two triples and six homers ... Was 2-for-3 with an RBI against Navy in his first start ... Also had two hits in the first game at High Point ... Drove in two runs in the second game at HPU ... Collected five hits during the three-game series at Maryland, including his first home run during game three ... Started at DH against UNC and had a six-game hitting streak snapped ... Had three two-run homers during a span of just six at bats ... Was 3-for-5 vs. JMU with four RBIs, two home runs and a double ... Went 4-for-5 with two doubles, four RBIs and three runs vs. VCU ... Had a triple and three runs scored against Liberty ... Missed some time with an ankle injury ... Was 6-for-10 with five RBIs, two homers and a triple in first two games at Duke ... Posted two hits and two RBIs in win over Clemson ... Batting .382 (13-34) with eight RBIs over an eight-game stretch in late April ... Picked up four walks during the last two Wake Forest games ... Went 2-for-4 in final game against Maryland in Jacksonville.

Old Dominion: Attended Old Dominion University in 2003-04 ... Played in 11 games during the spring, starting two ... Batted .267 with four hits in 15 at bats ... Named to Dean's List for Fall semester.

High School: A four-year letterman at Tabb High School for Coach Doug Baggett ... Senior year batted .603 with seven home runs and 33 runs batted in ... Was named the Virginia State AA Baseball Co-Player of the Year ... Also Region I and Bay Rivers District Player of the Year ... Named *Newport News Daily Press* Peninsula Male Athlete of the Year in 2003 ... Batted .538 as a junior ... Added six homers and 33 RBIs ... Had a 42-game hit streak spanning his last two seasons ... Won the district triple crown twice ... Helped the team to district and regional titles ... Served as captain of the baseball team his junior and senior years ... Was also Bay Rivers Player of the Year in basketball as a senior ... A member of the National Honor Society and a delegate to Boys' State.

Personal: William A. Marn ... Born 10/28/84 in Cleveland, Ohio ... Son of Dale and Marian Marn ... A communication major.

	G	AB	R	H	RBI	BAvg	BB	SO	2b	3b	HR	TB	SB	SBA
2005	45	166	20	51	29	.307	15	24	6	2	6	79	1-	3



26

Matt McGahey

P, 6-3, 210, L/L
1VL, Sophomore
Jonesborough, Tenn.


A lefty who will concentrate strictly on pitching this season after serving as a two-way player last year as a freshman ... Had a good summer pitching and made additional strides during the fall ... Appears to be more comfortable on the mound ... Possesses a great arm, but must concentrate on being more consistent with his off-speed pitches ... Showed flashes of his potential last year ... His exact role this season won't be determined until spring.

2004-05: Played in nine games last year as a first baseman, DH and pinch-hitter ... Got two starts at first and one as DH ... Collected just one hit in 14 trips to the plate ... Appeared on the mound in 11 games, including four starts ... Was 2-2 with a 9.64 earned run average ... Pitched 23.1 innings ... Made his first appearance as a pinch-hitter in the Navy game and contributed a sacrifice fly ... Started on the mound against

Savannah State, but worked just 2.2 innings, giving up four runs on five hits ... Struck out three batters and walked one ... Opened as the DH in the second High Point game, going 1-for-5 ... Pitched well in brief relief stints against UNC and FSU ... Picked up a win in relief at Radford ... Suffered a loss against Marshall ... Started against William & Mary and pitched six innings for a win.

High School: Started three seasons at Science Hill High for coaches Bernie Young and Andy Wallen ...

Senior year batted .464, with 10 home runs and 45 runs batted in ... Was 8-1 on the mound ... Posted 96 strikeouts in 67.2 innings and carried an earned run average of 1.14 ... Named District I-AAA Player of the Year ... Also selected Tennessee Baseball Coaches Association all-state ... Picked *Johnson City Press* Super 22 Player of the Year ... Ranked No. 65 among Baseball America's Top 100 prospects for 2004 ... Rated 71 among Perfect Game's Top 100 prospects ... Batted .417 as a junior with 50 hits, including 14 doubles and eight homers ... Drove in 40 runs ... Helped team to a 33-8 record ... Threw 62.2 innings with an ERA of 1.34 on the way to a 7-4 record and four saves ... Struck out 76 batters ... Was 7-1 his sophomore year with a 1.12 ERA ... Posted a .321 batting average as a sophomore, smacking 11 home runs and driving in 42 runs ... Team finished with a 34-7 record in 2002 ... Helped team to three conference titles ... Served as a peer tutor.



Matt McGahey

Personal: Matthew Dean McGahey ... Born 12/2/85 in Johnson City, TN ... Son of Virginia Tech graduates Tim and Karen McGahey ... Enrolled in university studies.

	G	AB	R	H	RBI	BAvg	BB	SO	2b	3b	HR	TB	SB- SBA
2005	9	14	1	1	1	.071	0	8	0	0	0	1	0- 0
	W- L	IP	H	R-	ER	ERA	BB	SO	G	S	CG	SHO	SV
2005	2- 2	23.1	36	28-	25	9.64	10	19	11	4	0	0	0



28

Sean O'Brien

1B, 6-0, 205, L/L
1VL, r-Sophomore
Chappaqua, N.Y.

Returned to action in the fall after missing the entire 2005 season due to shoulder surgery ... Coaches are hoping he can eventually pick up where he left off in 2004 when he drove in 45 runs and set a Tech modern-day record for a freshman with a .372 batting average ... Spent the fall trying to regain confidence and his stroke ... Struggled early, but seemed to come on the final two weeks ... Can be just what the Hokies' need - a big RBI-man in the middle of the lineup ... Is slated to resume his starting job at first base ... Receives the ball well from infielders and continues to work hard on his defensive skills ... Led the team in a number of categories in 2004, earning first-team All-Big East honors and a spot on the Louisville Slugger Freshman All-America team selected by *Collegiate Baseball* ... Proved to be a tough out, striking out just 16 times in 172 at bats, while drawing 31 walks ... Began the season working in the outfield before settling in at first base ... Was drafted by the Montreal Expos in the 45th round of the 2003 Major League Baseball amateur draft ... Could play a big leadership role for the Hokies in 2006.

2004-05: Missed the entire season after undergoing shoulder surgery in March.

2003-04: Played in 50 games, starting 48 ... Picked up 20 starts in right field, 27 at first base and one as the designated hitter ... Got off to a slow start before hitting a stretch where he hit safely in 16 of 18 games ... Drove in three runs and hit his first collegiate homer at UNC Wilmington ... Also homered and drove in three runs against Towson ... Went 4-for-5 with two homers, three RBIs and four runs scored in a win at Richmond ... Knocked in six runs with four hits during a loss at Virginia ... Went 4-for-4 with a triple and three RBIs against UConn ... Led the team in multiple-RBI games with 13 and was second in multiple-hit games with 19 ... Also topped the Hokies in RBIs (45), home runs (6) and on-base percentage (.471) and was second in walks with 31 ... Struck out just 16 times.

High School: Earned four letters as a first baseman/outfielder at Greeley High where he played for coaches Jim Bellantoni and Walter Allen ... Won the Section 1 triple crown his senior year ... Batted .554 with 13 home runs and 48 runs batted in ... Carried a 1.257 slugging average and struck out just four times ... Led Greeley to its first sectional final since 1975 ... Named all-league and all-section ... Selected first-team on The Journal News all-star team ... Team MVP ... Hit .412 as a junior with four homers and 23 RBIs ... Carried a .441 batting average his sophomore year ... Was team MVP that season after adding eight home runs and 32 runs batted in ... Named all-league both seasons ... Batted .449 for his career with 28 home runs and 118 runs batted in ... Started four years in basketball, scoring over 1,000 points during his career.

Personal: Sean Patrick O'Brien ... Born 12/31/84 in Mt. Kisco, NY ... Son of John and Joan O'Brien ... Enrolled in apparel, housing and resource management.

	G	AB	R	H	RBI	BAvg	BB	SO	2b	3b	HR	TB	SB- SBA
2004	50	172	38	64	45	.372	31	16	9	1	6	93	4- 4



9


Luke Padgett

INF, 6-0, 186, R/R
Freshman
Lynchburg, Va.

A promising freshman who has a chance to contribute in his first season ... Could provide the Hokies with some much needed power ... Had a good fall swinging the bat ... Showed good discipline at the plate ... Worked at third base ... Has a good arm and is working to improve his footwork ... Will be a candidate for DH duties ... May also get a look at first base ... Has a bright future with the Hokies.

High School: Lettered four years for Coach Barry Godsey at Rustburg High ... Did a little of everything ... Saw action at third base and shortstop, as well as on the mound and in the outfield ... Was the 2005 Seminole District Player of the Year after leading the league in batting average (.456), home runs (6) and runs batted in (26) ... Earned first-team all-area and all region ... Named second team Group AA all-state ... Was first-team all-district as an infielder his final two seasons and first team as an outfielder as a sophomore ... Led the team in batting as a freshman with a .429 average ... Finished with a career batting average of .387 ... Belted 17 career homers and 27 doubles, driving in a total of 75 runs.

Personal: Luke Anderson Padgett ... Born 8/8/86 in Lynchburg, VA ... Son of Lewis and Darleene Padgett ... Enrolled in university studies.



7

Nate Parks

OF, 5-11, 178, S/R
2VL, Junior
Roanoke, Va.

The only player to start every game last year for the Hokies ... Is slated to move into the lead-off spot in the batting order full-time ... Has great speed, but must improve his on-base percentage to be effective ... Needs to show patience at the plate and play within himself ... Led the team in walks (27) and stolen bases (18), but also struck out 33 times ... Tried switch-hitting as a freshman but gave it up early last season ... Plans to give it a try once again this season ... An outstanding outfielder ... All 51 starts during 2005 came in center field where he has proved he can cover a lot of ground ... Has improved his arm ... Needs to step up and provide a spark for the Hokies' offense.

2004-05: Started all 51 games in center field ... Batted .257 with six doubles, three triples and a pair of home runs ... Drove in 14 runs and scored 34 ... Tripled against Villanova ... Had two hits, including a double, in the first game at Maryland ... Had a triple and single in game three ... Stole two bases at RU ... Three hits, two RBIs, two SBs vs. JMU ... Scored three runs and drove in two at VCU ... Had three hits in last game with Miami ... Posted a triple and a homer against VMI ... Walked three times and scored three runs against Richmond.

2003-04: Played in 42 games ... Made eight starts in center field ... Was successful on 12 of 13 stolen base attempts ... Finished with a .268 batting average after picking up five hits in his last nine plate appearances

Continued on following page

Parks *Continued*

... Went 1-for-1 with two runs scored and a stolen base during a win over Villanova ... Stole two bases in a win against Seton Hall ... Was 3-for-5 with an RBI and a run scored at East Tennessee State ... Turned in a pair of hits during the final game of the season at Notre Dame.

High School: A four-year letterman as an outfielder for Coach Larry Long at Glenvar High ... Earned all-district, all-region and all-state honors his senior season ... Batted .507 with 18 runs batted in and 33 runs scored ... Stole 30 bases and hit three home runs ... Helped team to state championship game ... Was the *Salem Times-Register* Player of the Year ... Named All-Timesland by *The Roanoke Times* ... Posted a .392 batting average as a junior and batted over .400 his sophomore season ... Was picked all-district both seasons ... Also lettered three years in football and one in track.

Personal: Nathan Paul Parks ... Born 3/20/85 in Lakenheth, England ... Son of Terry Parks and Lonnie Sisler ... Enrolled in apparel, housing and resource management.

	G	AB	R	H	RBI	BAvg	BB	SO	2b	3b	HR	TB	SB- SBA
2004	42	41	17	11	3	.268	4	13	1	0	0	12	12- 13
2005	51	179	34	46	14	.257	27	33	6	3	2	64	18- 21
Career	93	220	51	57	17	.259	31	46	7	3	2	76	30- 34



10

Adam Redd

P, 5-10, 170, R/R
2VL, r-Junior
Dumfries, Va.

Has been a solid setup man out of the bullpen the past two seasons ... Dropped his delivery angle to down under during the fall ... Struggled at first, then showed steady improvement ... A hard worker and competitor ... Possesses good athletic ability and fields his position ... Pitched well the past two summers in a starting role for the Bethesda Big Train in the Clark Griffith Collegiate Baseball League ... Early showings in the spring will determine his role as a middle reliever or closer.

2004-05: Pitched 25.2 innings over 13 appearances ... Compiled a 1-0 record and 4.56 earned run average ... Opponents hit .275 against him ... Entered in the seventh inning of game two against High Point and pitched 2.1 scoreless innings giving up just one hit ... Pitched three shutout innings in last FSU game, striking out three batters and walking just one ... Gave up late-inning home runs in back-to-back appearances against VCU and ETSU ... Pitched three scoreless innings against VMI and four against Campbell ... Struck out four versus VMI.

2003-04: Appeared in 10 games, including a start at East Tennessee State ... Finished with a 1-0 record and a 4.35 earned run average ... Pitched 20.2 innings ... Six of the 10 earned runs he allowed came in an outing at Wake Forest ... His longest stint was 6.2 innings of relief against Richmond ... Allowed just three hits and struck out seven batters in that outing ... Worked five innings in his start against ETSU picking up a victory.

2002-03: Came down with mononucleosis in October ... Was redshirted during the spring to allow more time to regain his strength.

High School: Was named the Cardinal District and Northwest Region Player of the Year as a senior when he hit .458 with eight home runs and 33 runs batted in ... Saw action as a pitcher, catcher and shortstop during his varsity career at Hylton High ... Lettered three seasons for Coach John Colantuoni ... Finished his senior season with a 3-2 record, seven saves and a 1.83 earned run average on the mound ... Hit .340 as a junior ... Helped lead his team to district and regional titles in 2001 and a district championship in 2002.

Personal: Adam Richard Redd ... Born on 5/3/84 in Dallas, Texas ... Son of Roxanne Redd and Thomas Redd ... Enrolled in apparel, housing and resource management.

	W-	L	IP	H	R-	ER	ERA	BB	SO	G	S	CG	SHO	SV
2004	1-	0	20.2	24	19-	10	4.35	9	13	10	1	0	0	0
2005	1-	0	25.2	28	13-	13	4.56	15	19	13	0	0	0	0
Career	2-	0	46.1	52	32-	23	4.47	24	32	23	1	0	0	0



30

Jose Rojas

C, 6-2, 230, R/R
1VL, Sophomore
Paterson, N.J.

A key player in Tech's hopes for 2006 ... Is battling for the catching duties ... Has all the physical tools needed ... Showed great improvement during the fall in his receiving and throwing ... Has the best arm among the catchers ... A disciplined hitter who has shown power ... Enjoyed a great fall at the plate ... Picked up some valuable experience last year as a freshman ... Is starting to mature as a player and a person ... Must

continue to work on running games and taking charge behind the plate ... Has what it takes to run the Hokies if he puts his mind to it.

2004-05: Played in 36 games, including 16 starts as the designated hitter and eight as the catcher ... Doubled and singled in the first High Point game, driving in a run ... Posted a home run, two walks, two runs scored and an RBI in the second game at HPU ... Drove in four runs during the Maryland series ... Singled in a pinch-hitting role against UNC ... Had a single and a walk in win at NCSU ... Was 3-for-4 with two RBIs during



last two Miami games ... Had two hits and an RBI in win over Clemson ... Registered two hits in three at bats during final Wake Forest game ... Batted .259 for the season with four doubles and a home run ... Drove in 14 runs ... Committed his only two errors of the season in his last game.

High School: Lettered four years as a catcher at Eastside High School in New Jersey for Coach Felix Gil ... Captain of the baseball team for two years ... Drove in 31 runs his senior year while batting .538 ... Had eight doubles, one triple and eight home runs in 2004 ... Struck out only three times ... Threw out 21 base runners his senior year, 14 at third base ... Also pitched one inning in the spring of 2004 ... Hit .493 and drove in 27 runs his junior season ... Clubbed six homers that year ... Earned second team all-state in 2003 and was first team in 2004 ... Became the first baseball player from Eastside High to be named first-team all-state since 1996 ... Played defensive end and guard for the football team.

Personal: Jose Rafael Rojas ... Goes by Ralphy ... Born 5/25/86 in the Dominican Republic ... Son of Rafael Rojas and Estela Acosta ... Enrolled in university studies.

	G	AB	R	H	RBI	BAvg	BB	SO	2b	3b	HR	TB	SB- SBA
2005	36	85	5	22	14	.259	12	19	4	0	1	29	0- 0



17

Sean Ryan

OF, 5-8, 160, R/R
Freshman
Ashburn, Va.

A good looking outfielder who could play any of the outfield positions ... Worked in center field during the fall and should provide solid depth this spring ... Runs well and has good defensive skills ... Needs to become more consistent at the plate ... Should make steady progress as he gains more exposure to the college game ... Figures to get some opportunities as a freshman ... Could develop into a good table-setter for the future.

High School: A center fielder at Stone Bridge for Coach Sam Plank ... Lettered three seasons, helping his team to Dulles District championships each year and a 52-17 overall record ... Named first-team on *The Washington Post* All-Metro team as a senior when he batted .422 with 31 runs scored and 25 driven in ... Posted nine doubles, six triples and a pair of home runs ... A unanimous first-team Group AA all-state selection ... Was also named first-team all-state his junior year when he batted .460 with 44 runs scored, 32 RBIs, nine doubles and three home runs ... Won academic honors all three varsity seasons ... A member of the National Honor Society ... Also lettered three seasons as a quarterback on the football team, earning all-district and all-region honors as a senior ... Had the highest GPA on the football team each year.

Personal: Sean Michael Ryan ... Born 11/26/86 in Alexandria, VA ... Son of Darcy Ryan and Mike Ryan ... Enrolled in business.



4

Warren Schaeffer

INF, 6-1, 185, R/R
2VL, Junior
Vandergrift, Pa.

An experienced shortstop with good range and an accurate arm ... Works hard and has good baseball savvy ... Has started 105 of Tech's 107 games the past two seasons ... Missed two games last year after being hit by a pitch ... Needs to get on base and contribute more offensively ... Walked just 11 times in 2005, the second-lowest total among regulars ... Showed signs of being a more disciplined hitter during the fall ... Hit better in ACC games than non-league games last season ... Coaches are hoping he picks up where he left off when he batted .429 over the Hokies' final eight games of 2005.

2004-05: Played and started in 49 games ... Batted .234 overall and .256 in league games ... Had eight doubles, two triples and a homer ... Drove in 18 runs ... Committed just one error in his last 15 games and finished with a .937 fielding mark ... Turned in a single, a run batted in and two runs scored against Savannah State ... Also had a hit and scored a run at Campbell ... Posted a hit in each of the three Maryland games ... Contributed a run-scoring single vs. UNC and collected two hits vs. Virginia, including his second double ... Was 3-for-4 with two doubles against JMU ... Drove in two runs against VCU ... Homered against ETSU in Kingsport ... Posted three hits in win at Duke and drove in three runs versus Richmond ... Had a hit in each of the Georgia Tech games ... Went

6-for-11 (.545) in the Wake Forest series ... Doubled, drove in a run and scored a run in ACC Tournament game against Maryland.

2003-04: Started every game at shortstop ... Batted .275 and finished with a .954 fielding mark ... Batted just .221 over his first 29 games ... A 4-for-6 game against Villanova sparked a 27-game span in which he hit .333 ... Put together a 10-game hitting streak that included eight multiple-hit games ... Went 5-for-7 in a two-game series against Connecticut, driving in five runs and scoring four ... Turned in three-hit games against UConn, East Tennessee State and Rutgers ... Drove in a personal-best three runs in games against Villanova, UConn and Rutgers ... Had a key two-run homer against Seton Hall ... Carried a .296 batting average in BIG EAST games and tied for the team lead in RBIs for league games with 20 ... Finished the season with 34 RBIs and 28 runs scored ... Posted 11 doubles, two triples and one home run ... Hit .343 with runners on base and .329 with runners in scoring position.

High School: Was named the *Pittsburgh Post-Gazette* East Player of the Year as a junior and senior at Greenburg Central Catholic ... Lettered four years as a shortstop for Coach Jack Korpar ... Batted .554 as a senior with 22 runs batted in, 20 runs scored, five doubles, three triples and three home runs ... Hit safely in 38 of 39 games over his last two seasons, including a 35-game streak ... Batted .518 as a freshman with six triples and 30 RBIs ... Missed his sophomore season following knee surgery ... Bounced back as a junior to lead the team to a PIAA Class A Championship ... Hit .534 with 49 RBIs, 10 doubles, two triples and five homers ... Drove in 18 runs during eight postseason games ... Was all-section and all-Post-Gazette East three times ... Finished with a career .534 batting average and 101 RBIs ... Member of the National Honor Society ... Received YMCA Scholar/Athlete Award and the Bishop Connare Scholar/Athlete Award ... During the summer of 2003 was named MVP of the NABF Palomino World Series in London, Canada after leading his team to the tournament championship.

Personal: Warren James Schaeffer ... Born 1/28/85 in Vandergrift, PA ... Son of James and Karen Schaeffer ... Enrolled in history.

	G	AB	R	H	RBI	BAvg	BB	SO	2b	3b	HR	TB	SB-SBA
2004	56	200	28	55	34	.275	11	35	11	2	1	73	2- 6
2005	49	171	17	40	18	.234	11	25	8	2	1	55	2- 4
Career	105	371	45	95	52	.256	22	60	19	4	2	128	4- 10



24

Scott Stoehr

P, 6-1, 200, R/R
1VL, r-Junior
Timberville, Va.

Is still trying to work his way back from elbow surgery that caused him to miss the 2004 season ... Showed progress during the fall of 2004 and made two brief appearances last April before experiencing more discomfort ... Has continued to work on improving his arm and shoulder strength, as well as his stamina ... Pitched well during some limited work this past fall ... Showed an excellent ability to locate his pitches, including a plus splitter, when he was healthy ... Will proceed cautiously with hopes of returning to the setup role that he excelled in as a freshman.

2004-05: Began the season throwing in the bullpen and batting practice ... Made two appearances in mid-April ... Pitched 1.2 innings against VCU and one inning versus Radford before being sidelined again by elbow pain and a sore shoulder ... Allowed one hit and one run in his short stint and did not have a decision.

2003-04: Underwent elbow surgery in January and missed the entire 2004 season.

Continued on following page

Stoehr *Continued*

2002-03: Made the team as a walk-on and pitched in 18 games as a middle reliever ... Posted a 3-1 record and 4.66 earned run average ... Worked a season-high 5.1 innings of scoreless relief against Boston College ... Picked up wins against Charleston Southern, Morehead State and Radford ... Allowed one unearned run during 4.2 innings of relief at West Virginia ... Twelve of the 16 runs he gave up during the season came in three outings ... Held opponents to a .266 batting average.

High School: Lettered four seasons as a pitcher and shortstop at Broadway High, where he played for coaches Mel Morris and Yates Hall ... Carried a .360 batting average his senior year with two home runs and 15 runs batted in ... Posted four homers as a junior when he hit .410 and drove in 25 runs ... Earned second-team all-district recognition that season ... Also lettered in basketball, football and track ... A member of the National Honor Society.

Personal: Scott Lee Stoehr ... Born 10/11/83 in Harrisonburg, VA ... Son of Terry Stoehr and Lisa Stoehr ... Is majoring in management.

	W-	L	IP	H	R-	ER	ERA	BB	SO	G	S	CG	SHO	SV
2003	3-	1	36.2	37	22-	19	4.66	17	25	18	0	0	0	0
2005	0-	0	2.2	1	1-	1	3.38	2	2	2	0	0	0	0
Career	3-	1	39.1	38	23-	20	4.58	19	27	20	0	0	0	0



3

Bryan Thomas

INF, 6-0, 185, R/R
2VL, Junior
Wilmington, N.C.

Took over the third base duties and led the team in batting last season as a sophomore ... Coaches are hoping he can pick up where he left off in '05 ... Puts the ball in play and hits to all parts of the field ... Had a school record four doubles against Savannah State ... Slumped briefly during the middle of the season but finished up with 12 multiple-hit performances in Tech's last 17 games, including 13 hits during the last five games of the year ... Started nine games at second base early in his freshman year but never gained a comfort level at the position ... Moved to third base where he had played in high school ... Got a chance to show what he could do at the hot corner during four late-season starts ... Started 46 games there last year ... Has a strong arm ... Still needs to be a little more consistent and focus on his footwork ... Will be counted on heavily this spring.

2004-05: Led the team with a .384 batting average and 31 runs batted in ... Hit .396 in ACC games ... Played in 47 games, starting all 47, including one at first base ... Posted a double and a single in four at bats during the opener against Villanova ... Drove in two runs and scored two during his five-hit outing against Savannah State ... Four of those hits were doubles ... Doubled in the go-ahead run in the 10th inning of the first High Point game ... Cooled down on Tech's trip to Maryland and GMU, going 4-for-14 (.286) ... Had an eight-game hitting streak broken at George Mason ... Was 4-for-8 at NCSU before being hit by a bad-hop grounder and missing three games ... Went 2-for-4 in each of the first two games with Miami ... Tripled and drove in two runs in 5-4 loss to ETSU ... Had another triple against Duke ... Hit his first career homer against Campbell ... Contributed a triple, two singles, two RBIs and two runs scored versus William & Mary ... Drove in two runs with a triple in win over WFU ... Was 8-for-13 (.615) in the series with five RBIs ... Started at first base in the second game of that series ... Hit safely in 16 of his last 17 games, carrying a .479 average (34-71) during that span ... Committed five errors during the first 10 games of the season, then had just five during his last 37 outings ... Finished with a .935 field average ... Led the team in

multiple-hit games with 25 and had the top on-base percentage at .421 ... Contributed 16 doubles, four triples and one home run.

2003-04: Got 14 starts and played in a total of 27 games ... Had eight starts at second base and two at DH early in the season ... Opened the last four games of the year at third base ... Turned in 16 assists and five putouts during those contests ... Batted .236 with 13 hits in 55 at bats ... Contributed a double and a run batted in at UNC Wilmington ... Was 2-for-2 in a win at Georgetown ... Had two hits in three trips to the plate at Virginia ... Drove in two runs and scored another during a win at East Tennessee State.

High School: Played at Hoggard High where he lettered three seasons as a third baseman for Coach Jeep St. Ledger ... Batted .405 his senior season with eight doubles, two home runs, 26 runs scored and 20 runs batted in ... Stole six bases ... Earned all-conference and all-state honors ... Played in the North Carolina/South Carolina All-Star Baseball Challenge ... Also participated in the East-West North Carolina State Games ... Was an all-conference pick his junior year when he carried a .533 batting average ... Contributed 11 doubles, a triple and three home runs ... Added 27 RBIs and 24 runs scored ... Helped his team to a 64-15 record and back-to-back conference championships his junior and senior years ... A member of the National Honor Society.

Personal: Bryan Foster Thomas ... Born 8/29/84 in Raleigh, NC ... Son of Ron and Janis Thomas ... Enrolled in finance.

	G	AB	R	H	RBI	BAvg	BB	SO	2b	3b	HR	TB	SB-SBA
2004	27	55	7	13	5	.236	5	12	1	0	0	14	0- 0
2005	47	185	22	71	31	.384	13	36	16	4	1	98	3- 4
Career	74	240	29	84	36	.350	18	48	17	4	1	112	3- 4



21

Rob Waskiewicz

P, 6-4, 195, R/R
Freshman
Manchester, Md.

A promising freshman who will miss the 2006 season after undergoing elbow surgery in November ... Injured his arm in a serious car accident during the fall of 2003 and missed his junior season of high school ... Worked his way back and had an all-star senior year in helping Calvert Hall to a 31-1 record, a state championship and a No. 4 ranking by *USA Today* ... Experienced soreness in his shoulder, then a sore elbow at the start of Tech's fall practice ... Will take a redshirt year while undergoing physical therapy and rehab ... Is scheduled to begin pitching again in the spring of 2007.

High School: Played for Coach Lou Eckerl at Calvert Hall ... Did not play as a junior following a car accident ... Returned for his senior year and posted a 10-0 mark on the mound with 1.72 earned run average ... Pitched 67.2 innings with 61 strikeouts and 14 walks ... Tied a Maryland single-season state record with 10 wins ... Helped team to the MIAA state championship ... Team set a state record with 31 consecutive wins and became the first Maryland varsity team to win 30 games in a season ... Was named first-team all-state and first-team *Baltimore Sun* All-Metro ... Named the most outstanding pitcher at the Brooks Robinson High School Senior Classic at Camden Yards in July.

Personal: Robert Talbott Waskiewicz ... Born 4/24/87 in Baltimore, MD ... Son of Bob and Deborah Waskiewicz ... Enrolled in biology.





20

Andrew Wells

P, 6-4, 220, L/L
2VL, r-Junior
Alexandria, Va.

A talented left-hander who could help the Tech pitching corps if he returns to full strength ... Has been trying to bounce back from elbow problems since the end of the 2004 season when he missed the final three weeks of play ... Returned to action last spring, but was sidelined after just two appearances ... Underwent surgery on his left elbow and missed the remainder of the season ... Qualified for a medical redshirt ... Will try again this spring ... Has thrown some short bullpens and seems to be making steady progress ... Was in the starting rotation his first two seasons ... Tied for the team lead in starts as a freshman with 12 ... A polished pitcher with a good command of his pitches when healthy ... Works down in the zone and changes speeds well ... Was selected in the 33rd round of the Major League Baseball amateur draft following his senior year of high school.

2004-05: Worked 3.1 shutout innings in relief during the opener against Villanova ... Gave up just two hits ... Struck out seven batters and walked two ... Started the second High Point game, allowing three hits and one run before leaving with two outs in the fifth inning ... Underwent elbow surgery and was lost for the season ... Pitched a total of eight innings, allowing five hits and one run ... Did not have a decision ... Struck out eight batters and walked four.

2003-04: Posted a 4-6 record, but had a 3.91 earned run average ... The Hokies scored two runs or less in five of his six losses ... Appeared in 11 games, 10 as a starter ... Pitched 50.2 innings and turned in one complete game ... Struck out 28 batters and walked 12 ... Opened with a win against South Florida ... Did not allow an earned run in 6.1 innings of work ... Lost consecutive starts to George Mason, UNC Wilmington and Wake Forest ... Allowed just one run in five innings for a road win at Richmond ... Gave up just two runs (one earned) over eight innings during a loss at St. John's ... Pitched six shutout innings for a win over Connecticut and gave up just one run in six innings to earn a win at Villanova ... Had an 0.89 ERA in his four BIG EAST appearances ... Missed the final three weeks of the season after spraining his left elbow.

2002-03: Pitched in 15 games and tied for the team lead for starts with 12 ... Worked a total of 67.2 innings on the mound ... Compiled a 4-4 record with a 4.92 earned run average ... Earned his first collegiate victory with two scoreless innings of relief at Charleston Southern ... Pitched eight innings against James Madison in his first start ... Lost despite allowing just five hits and three runs ... Struck out six and did not issue a walk in that game ... Picked up a win at JMU eight days later, working five innings and allowing two hits and one run ... Pitched seven innings on the way to a victory at Liberty ... Gave up just two runs (one earned) in seven innings during a loss at West Virginia ... Posted a BIG EAST win against St. John's ... Carried a 3.25 ERA through his first 12 appearances before struggling a bit in his last three games.

High School: Won numerous honors as a pitcher for Coach Jerry Howell at St. Stephen's & St. Agnes School ... Named first-team All-Metro by *The Washington Post* in 2002 ... A two-time selection as the Alexandria Sportsman's Club Player of the Year ... Earned first-team all-state honors as a junior and senior ... Twice named team MVP ... Finished his senior year with a 5-2 pitching record ... Carried a 0.55 earned run average and added a pair of saves ... Registered 79 strikeouts and just 14 walks in 51 innings on the mound ... Also saw action at first base and in the outfield ... Compiled a .484 batting average in 2002 with eight doubles, three home runs and 21 RBIs ... Struck out the first 11 batters he faced during a

game against Episcopal his junior year ... Fanned 14 of the 16 batters he faced ... Had a 4-2 record with two saves and a 0.42 ERA ... Was 8-1 as a freshman and 6-3 his sophomore year ... Holds numerous school season and career records ... Finished with 335 career strikeouts in 218.2 innings ... Had a career ERA of 0.70 and turned in 20 career complete games ... Opponents' combined batting average against him during his four seasons was .151.

Personal: Andrew Martin Wells ... Born 6/6/83 in Alexandria, VA ... Son of Michael and Pamela Wells ... Majoring in apparel, housing and resource management.

	W	L	IP	H	R	ER	ERA	BB	SO	G	S	CG	SHO	SV
2003	4	4	67.2	85	43	37	4.92	19	36	15	12	0	0	0
2004	4	6	50.2	60	31	22	3.91	31	22	11	10	1	0	0
2005	0	0	8.0	5	1	1	1.12	4	8	2	1	0	0	0
Career	8	10	126.1	150	75	60	4.27	54	66	28	23	1	0	0



12

Bobby West

P, 6-0, 185, R/R
1VL, Sophomore
Blacksburg, Va.

A young right-hander who worked some important innings for the Hokies last year as a freshman ... Tied for the team lead in appearances with 16, all but one in relief ... Moved to the mound after trying his hand at shortstop during 2004 fall practice ... Settled in as a reliever and contributed the fifth-highest innings pitched total with 41.1 ... Has a tendency to give up hits, but is a bulldog on the mound who throws strikes and gives you a chance to win ... Possesses a good arm ... Can keep batters honest, but would benefit from added work on his curveball ... Is expected to pitch a lot of innings in middle relief.

2004-05: Took the mound 16 times, including a home start against VCU ... Compiled a 4-2 record ... Worked three scoreless innings to earn the win at High Point ... Coaxed double-plays in both the 11th and 12th innings ... Allowed just one hit ... Battled through 14 hits and six runs to win the third game at Maryland ... Allowed six runs in a loss to N.C. State ... Pitched 6.1 innings of relief, with a season-best seven strikeouts, for a win at VCU ... Worked 7.1 innings as a starter in a loss to the Rams two weeks later ... Picked up a win with four innings of relief against Richmond ... Gave up seven runs on nine hits without retiring a batter at Georgia Tech ... Allowed one walk or less in 14 of his 16 outings ... Had the second best strikeouts-to-walks ratio on the team (2.3).

High School: Was team captain during his senior season at Blacksburg High under Coach Jim Shockley ... Lettered three years in baseball ... During his senior season he struck out 62 batters over the course of 51 innings, while walking only 16 batters ... Posted a 5-2 record and 1.92 earned run average ... Contributed at the plate with a .397 batting average, seven home runs and 28 runs batted in ... Named first team all-district as a shortstop and pitcher ... Was first-team all-region at shortstop and honorable mention all-state ... Selected the district co-player of the year ... Picked the Salem-Roanoke Baseball Hall of Fame Player of the Year ... Voted team MVP ... As a junior, went 7-3 on the mound with four saves and a 1.65 ERA ... Pitched 62.2 innings and struck out 52 batters ... Batted .309 with three home runs and 19 RBIs ... A volunteer for Habitat For Humanity.

Personal: Robert Richard West ... Born 8/2/86 in Columbia, MO ... Son of Bob and Sylvia West ... Studying crop and soil environmental science.

	W	L	IP	H	R	ER	ERA	BB	SO	G	S	CG	SHO	SV
2005	4	2	41.1	72	44	42	9.15	12	27	16	1	0	0	0

2006 Opponents

Campbell Fighting Camels (25-29)

Home Field: Taylor Field (1,000)
 Coach: Chip Smith
 Baseball Contact: Scott Dunford
 Phone: (910) 814-4367
 E-mail: dunfords@campbell.edu
 Web site: www.gocamels.com

UNC-Wilmington Seahawks (40-19)

Home Field: Brooks Field (3,500)
 Coach: Mark Scalf
 Baseball Contact: Tom Riordan
 Phone: (910) 962-4099
 E-mail: riordant@uncw.edu
 Web site: www.uncwports.com

West Virginia Mountaineers (25-30)

Home Field: Hawley Field (1,500)
 Coach: Greg Van Zant
 Baseball Contact: Scott Castleman
 Phone: (304) 421-2057
 E-mail: scott.castleman@mail.wvu.edu
 Web site: www.msnsportsnet.com

East Carolina Pirates (35-26)

Home Field: Clark-LeClair Stadium (1,750)
 Coach: Billy Godwin
 Baseball Contact: Malcolm Gray
 Phone: (252) 328-4522
 E-mail: graym@mail.ecu.edu
 Web site: www.ecupirates.com

Charlotte 49ers (31-23)

Home Field: Lib Phillips Field (2,000)
 Coach: Loren Hibbs
 Baseball Contact: Matt McCullough
 Phone: (704) 687-6312
 E-mail: mmccull1@email.uncc.edu
 Web site: charlotte49ers.collegesports.com

Towson Tigers (34-24)

Home Field: John B. Schuerholz Park (1,000)
 Coach: Mike Gottlieb
 Baseball Contact: Daniel O'Connell
 Phone: (410) 704-3102
 E-mail: doconnell@towson.edu
 Web site: www.towsontigers.com

Richmond Spiders (22-35)

Home Field: Pitt Field (600)
 Coach: Ron Atkins
 Baseball Contact: Scott Meyer
 Phone: (804) 287-6313
 E-mail: smeyer@richmond.edu
 Web site: www.richmondspiders.com

Liberty Flames (36-19)

Home Field: Al Worthington Stadium (1,000)
 Coach: Matt Royer
 Baseball Contact: Ryan Bomberger
 Phone: (434) 582-2292
 E-mail: rbomberger@liberty.edu
 Web site: www.libertyflames.com

Miami Hurricanes (41-19-1)

Home Field: Mark Light Field (5,000)
 Coach: Jim Morris
 Baseball Contact: Evan Koch
 Phone: (305) 284-3244
 E-mail: fekoch@miami.edu
 Web site: hurricanesports.collegesports.com

James Madison Dukes (20-35)

Home Field: Long Field/Mauck Stadium (1,200)
 Coach: Spanky McFarland
 Baseball Contact: Curt Dudey
 Phone: (540) 568-6154
 E-mail: dudleycm@jmu.edu
 Web site: www.jmusports.com

Florida State Seminoles (53-20)

Home Field: Dick Howser (6,700)
 Coach: Mike Martin
 Baseball Contact: Elliott Finebloom
 Phone: (850) 644-1403
 E-mail: efineblm@mail.fsu.edu
 Web site: www.seminoles.com

Ohio Bobcats (25-25-1)

Home Field: Bob Wren Stadium (4,000)
 Coach: Joe Carbone
 Baseball Contact: Jason Cunningham
 Phone: (740) 597-1828
 E-mail: cunningj3@ohio.edu
 Web site: www.ohiobobcats.com

Virginia Commonwealth Rams (33-22)

Home Field: Petersburg Sports Complex (2,000)
 Coach: Paul Keys
 Baseball Contact: Phil Stanton
 Phone: (804) 828-3440
 E-mail: pdstanton@vcu.edu
 Web site: vcurams.vcu.edu

Boston College Eagles (37-20)

Home Field: Commander Shea Field (1,000)
 Coach: Pete Hughes
 Baseball Contact: Brian Caruso
 Phone: (617) 552-4508
 E-mail: carusobr@bc.edu
 Web site: www.bceagles.com

Wake Forest Demon Deacons (28-30)

Home Field: Hooks Stadium (2,500)
 Coach: Rick Rembielak
 Baseball Contact: Michael Bertsch
 Phone: (336) 758-5640
 E-mail: bertscmr@wfu.edu
 Web site: www.wakeforestsports.com

Radford Highlanders (13-36)

Home Field: Dedmon Center Park (1,000)
 Coach: Lew Kent
 Baseball Contact: Drew Dickerson
 Phone: (540) 831-5211
 E-mail: adickerso@radford.edu
 Web site: www.radford.edu/athletics

VMI Keydets (27-28)

Home Field: Patchin Field (1,000)
 Coach: Marlin Ikenberry
 Baseball Contact: Christian Hoffman
 Phone: (540) 464-7514
 E-mail: hoffmanjc@vmi.edu
 Web site: www.vmikeydets.com

Georgia Tech Yellow Jackets (45-19)

Home Field: Russ Chandler Stadium (4,157)
 Coach: Danny Hall
 Baseball Contact: Chris Capó
 Phone: (404) 894-5445
 E-mail: ccapo@at.gtaa.gatech.edu
 Web site: www.ramblinwreck.com

Appalachian State (10-42)

Home Field: Red Lackey Field (1,000)
 Coach: Chris Pollard
 Baseball Contact: Mike Flynn
 Phone: (828) 262-2845
 E-mail: flynmh@appstate.edu
 Web site: www.goasu.com

North Carolina Tar Heels (41-19-1)

Home Field: Boshamer Stadium (2,500)
 Coach: Mike Fox
 Baseball Contact: John Martin
 Phone: (919) 962-0084
 E-mail: jmartin@unca.unc.edu
 Web site: www.tarheelblue.com

Marshall Thundering Herd (16-34)

Home Field: University Heights (1,000)
 Coach: Dave Piepenbrink
 Baseball Contact: Andy Flederjohann
 Phone: (304) 696-4662
 E-mail: flederjohan@marshall.edu
 Web site: www.HerdZone.com

Longwood Lancers (16-32)

Home Field: Lancer Stadium (500)
 Coach: Buddy Bolding
 Baseball Contact: Greg Prouty
 Phone: (434) 392-9679
 E-mail: proutygd@longwood.edu
 Web site: www.longwoodlancers.com

Duke Blue Devils (14-39)

Home Field: Jack Coombs Field (2,000)
 Coach: Sean McNally
 Baseball Contact: Lee Aldridge
 Phone: (919) 684-8708
 E-mail: laldridge@duka.duke.edu
 Web site: www.goduke.com

East Tennessee St. Buccaneers (31-22)

Home Field: Cardinal Park (2,000)
 Coach: Tony Skole
 Baseball Contact: John Roberts
 Phone: (423) 439-5263
 E-mail: robertjh@etsu.edu
 Web site: www.etsubucs.com

Clemson Tigers (43-23)

Home Field: Doug Kingsmore Stadium (5,000)
 Coach: Jack Leggett
 Baseball Contact: Brian Hennessy
 Phone: (864) 656-1921
 E-mail: bhennes@clemson.edu
 Web site: www.clemsontigers.com

NC State Wolfpack (41-19)

Home Field: Doak Field (2,500)
 Coach: Elliott Avent
 Baseball Contact: Bruce Winkworth
 Phone: (919) 515-1182
 E-mail: bruce_winkworth@ncsu.edu
 Web site: www.gopack.com

Virginia Cavaliers (41-20)

Home Field: UVa Baseball Stadium (2,000)
 Coach: Brian O'Connor
 Baseball Contact: Kerwin Lonzo
 Phone: (434) 982-5131
 E-mail: kjl4q@virginia.edu
 Web site: www.virginiasports.com



FACILITIES
& TEAM SUPPORT



Athletic Success

Virginia Tech has a long and proud athletic tradition, but the Hokies have really seen their success and visibility grow immensely over the past few years. For the ever-growing legion of Tech fans, the most exciting part is that the future looks even brighter.

On July 1, 2004, Virginia Tech officially became a member of the prestigious Atlantic Coast Conference – a move that has already helped the Hokie athletics program grow even stronger.

Tech competes at the Division I level of the NCAA, and with a total of 21 varsity sports, 11 for men and 10 for women, Virginia Tech provides generous opportunities for athletes (and fans) to get in the Hokie huddle.

The success of Chuck Hartman's baseball program is only part of the story.

Tech's nationally-known football team has had unprecedented success over the past decade. The Hokies have played in 13 consecutive bowl games. Last year, the Hokies won 11 games and went to the Gator Bowl, after capturing a berth in the first-ever ACC championship game. The Tech football team captured the ACC Championship in its inaugural season in the league, won BIG EAST Championships in 1995, 1996 and 1999, and played for the National Championship in the 2000 Nokia Sugar Bowl.

Last year, Spyridon Jullien won NCAA titles in the indoor weight throw and the outdoor hammer throw, leading the Hokies to a 13th-place finish in the outdoor track & field championships and a 16th-place finish in the indoor championships.

The women's basketball team advanced to the NCAA Tournament, while the men's team received a bid to the NIT during the 2004-05 season.

In the fall of 2005, the men's soccer team received its highest ranking ever and received a first-round bye in the NCAA Championships. The softball team earned its first-ever NCAA berth during the spring of 2005, while the women's soccer team reached the postseason for the first time in its history during 2004. The women's soccer team was recognized by its ACC peers with a fall sportsmanship award for 2005.

In 2001, the Hokie golf team won a nation's-best six tournaments, including the BIG EAST Golf Championship, and went on to record an eighth-place finish at the 2001 NCAA Golf Championship.

Tech's baseball and men's tennis teams have also participated in NCAA postseason competition in recent years, as have individuals from wrestling, swimming, tennis, golf, cross country and track & field.

Prior to joining the ACC, Virginia Tech was a charter member of the BIG EAST Football Conference since 1991, and a member of the BIG EAST in all other sports except wrestling since 2001.



English Field

Scenic English Field, sporting a new outfield fence, backstop and drainage system, provides Virginia Tech with a first-class campus setting for college baseball, day and night. The field, which was officially dedicated during a special ceremony on April 8, 1989, is named for the late E.R. 'Red' English and his wife, Ruth, who provided financial support for construction of the field.

Located at the intersection of Rt. 314 and Duckpond Drive, English Field features 1,033 permanent chair-back seats in its concrete stands. The seats were made possible through a contribution by an anonymous donor. The stands also include easy-access handicapped sections, which are located at the top of the stands on each side of the center section.

One of the most popular features of English Field is "The Hill", a grass-covered bank along the left field line where

baseball fans can continue the Tech tradition of sunbathing while watching the Hokies.

A completely new drainage system was installed during the fall, along with a new eight-foot wooden outfield fence and a new net backstop behind the plate. The Hokies opened the 2005 season with a new scoreboard and message center. Additional landscaping, including a concrete patio, was added behind the stands.

Prior to the 2004 season, a new lighting system was installed. The Hokies played their first baseball game under the lights in Blacksburg on April 28, defeating VMI, 8-0.

A permanent press box was completed in January 1997. The two-story building located at the top of the stands behind home plate provides a working area for media, as well as two broadcast booths. It also houses a concession stand and restrooms.

The field, which was constructed by the S. Lewis Lionberger Company, has dimensions of 330 feet down the lines, 375 feet in the power alleys and 400 feet to center field. The natural grass surface is composed of a mixture of rye and bluegrass.

Other features include spacious dugouts faced with Hokie Stone, bullpens that are located beside each dugout and a practice hitting facility along the right field line. Security fencing was added in January 2003. The landscaping also allows for further expansion of the facilities as needed.

E.R. English, a native of Altavista, Va., played as an offensive and defensive guard on Virginia Tech football teams from 1930-33 and graduated from Virginia Tech in 1934. English contributed to Tech athletics for over 50 years and was one of the founders of

The Student Aid Association in 1949. He served as president of that organization two of its first three years. English received the most outstanding alumni award at Tech in 1984.

Through a generous gift from alumnus George Sampson, the home team dugout was named for long-time Tech baseball coach G.F. 'Red' Laird during a ceremony on April 12, 1991. Laird recruited and coached Sampson at Tech.

The Hokies opened play at their new home with a 7-2 victory against George Mason University on March 22, 1989, and went on to post a 17-7 home record during their first season in the facility. Tech's 17-year mark at English Field is 284 wins, 123 losses and three ties.

Prior to the opening of English Field, Tech played its home baseball games at Tech Park, where it compiled a 431-122-1 record over 34 seasons.





The west side expansion at Lane Stadium/Worsham Field (above right) houses a new athletic ticket office, academic advising center and Hokie Club office, as well as game day amenities such as suites, club rooms and a press box.



War Memorial Pool



Rector Pavilion and outdoor courts at Burrows-Burleson Tennis Center



Rector Field House



Tech Softball Field and the Johnson-Miller Outdoor Track



Celebration at Tech Soccer Field



Cassell Coliseum rocks for Hokie basketball games



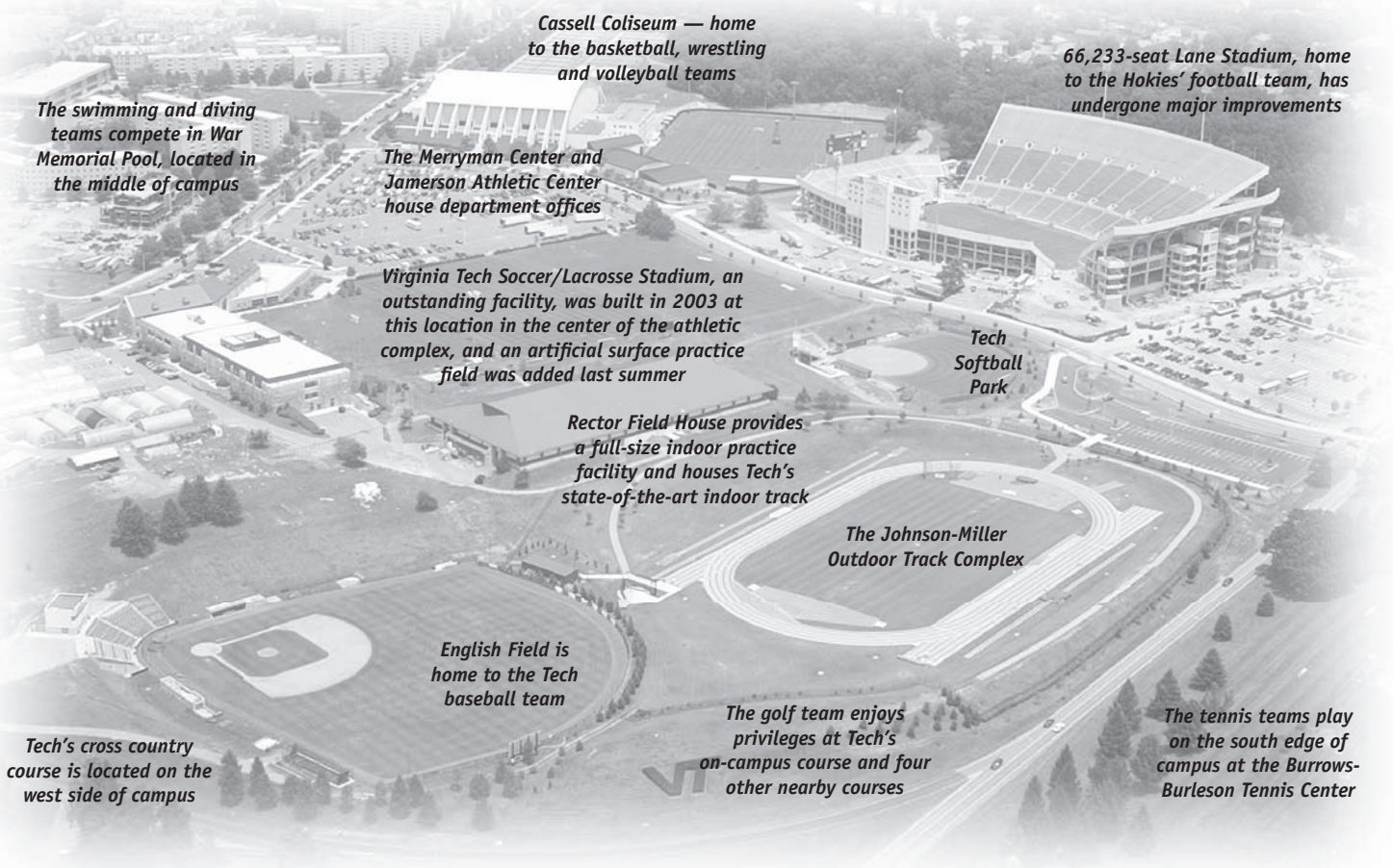
The Merryman Center Weight Room



The Merryman Center



The Pete Dye River Course of Virginia Tech



Cassell Coliseum — home to the basketball, wrestling and volleyball teams

66,233-seat Lane Stadium, home to the Hokies' football team, has undergone major improvements

The swimming and diving teams compete in War Memorial Pool, located in the middle of campus

The Merryman Center and Jamerson Athletic Center house department offices

Virginia Tech Soccer/Lacrosse Stadium, an outstanding facility, was built in 2003 at this location in the center of the athletic complex, and an artificial surface practice field was added last summer

Tech Softball Park

Rector Field House provides a full-size indoor practice facility and houses Tech's state-of-the-art indoor track

The Johnson-Miller Outdoor Track Complex

English Field is home to the Tech baseball team

Tech's cross country course is located on the west side of campus

The golf team enjoys privileges at Tech's on-campus course and four other nearby courses

The tennis teams play on the south edge of campus at the Burrows-Burleson Tennis Center

Academic Support

The success of Virginia Tech's baseball program rests largely on the academic progress of each student-athlete. The academic performance of Tech student-athletes has improved each year due in part to the Student Athlete Academic Support Services (SAASS).

The Virginia Tech graduation rate for student-athletes has risen significantly in recent years and was a school best 74 percent for 2005. This marks the third time in the last four years that Virginia Tech's student-athlete graduation rate has been 70 percent or better.

In addition to posting impressive graduation figures, Virginia Tech's student-athletes continue to excel in the classroom. For the 2004 calendar year, 425 3.0 GPA's were earned by student-athletes, student trainers, student managers, cheerleaders and HighTechs. These student-athletes and students from support areas were recognized at the Athletic Director's Honors Breakfast last spring.

Student-athletes are the most visible student component of a university. They entertain thousands of fans, students and alumni. Their athletic ability and achievement is the primary focus for national media attention. Athletic events bring back not only faithful alumni, but are a welcome mat for potential new students.

Student-athletes devote many hours to practice, conditioning and training that are not required of all students. Due to their time commitment and their high visibility, it is an obligation and in the best interest of the university to supply these students with services which will allow them to maximize their academic potential.

The Virginia Tech Student Athlete Academic Support Services office is committed to providing fundamental and supplemental programming, consistent with university and NCAA policy, aimed at enhancing each student-athlete's

educational experience.

Stakeholders of the office's mission include student-athletes and their families, the university community, coaches and athletics administrators. SAASS seeks to develop relationships with its stakeholders that are founded on trust and respect, and provides the following services to accommodate their needs:


- University and NCAA information
- Orientation
- Academic assessment
- The development of an effective student life program
- Appropriate referrals
- Monitored study environments
- Tutorial programs
- State of the art technological learning assistance
- Student-athlete academic performance evaluations

The expectations of the Virginia Tech community are that each student-athlete achieves their maximum academic and

athletic potential. With the proper assistance, facilities and encouragement, these potentials can become a reality.

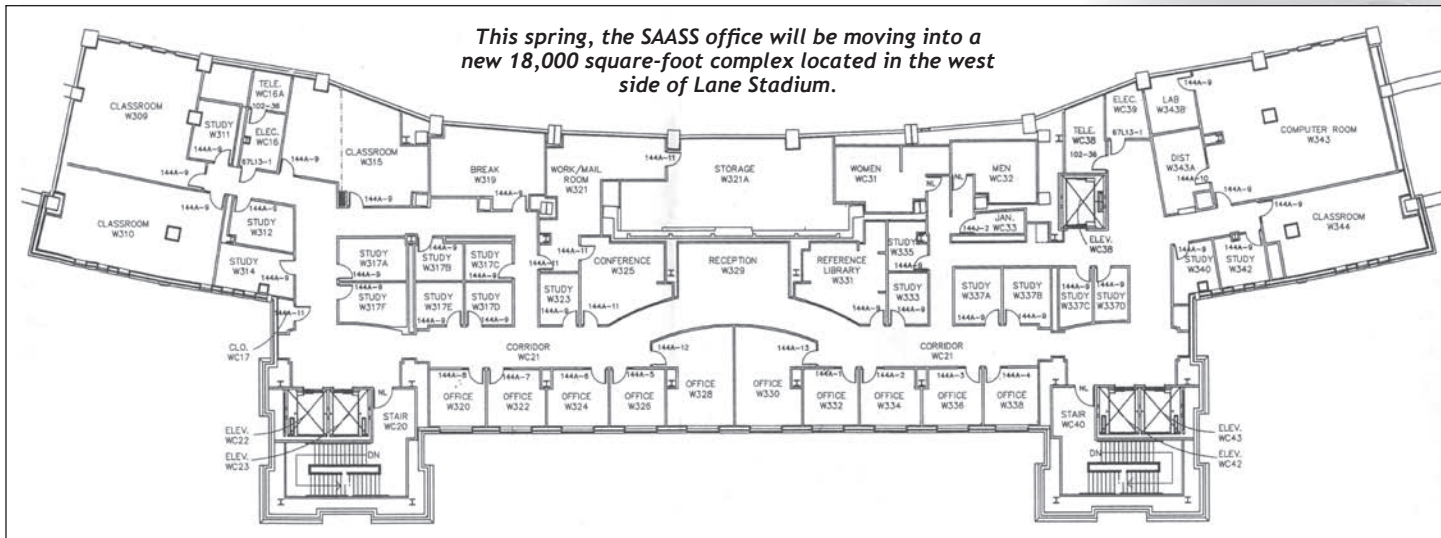
SAASS provides programming for student-athletes from their freshman year through graduation. This includes a comprehensive orientation to Tech, study hall, mentoring, tutoring, academic monitoring, academic recognition and eligibility education. Additionally, student-athletes are referred to and encouraged to take advantage of other campus agencies charged with helping students in their academic pursuits.

In 2006, the SAASS office will be moving to the West Side of Lane Stadium. Here, student-athletes will have access to state-of-the-art technology, quiet study facilities, individualized tutorial rooms, and direct access to the SAASS staff. This complex will be a focal point for the Athletics Department, both aesthetically and pragmatically, and provide



Academic advisor Jessica Hegr works with Tech freshmen Rob Waskiewicz (l) and Nate Clark in the Bowman Room study hall.

This spring, the SAASS office will be moving into a new 18,000 square-foot complex located in the west side of Lane Stadium.



a centralized place for student-athlete services.

The new facility features:

- More than 18,000 square feet of functional space
- 10 Staff Offices
- 18 Private Tutor Rooms
- State-Of-The-Art Classroom
- 45 Station Computer Lab
- Three Reading/Study Rooms
- Conference Room
- Reference Library

Together, these spaces provide the student-athlete with a variety of study environments

conductive to their success. Athletes can use these facilities between classes, after practice or in the evenings, with flexible hours tailored to make the most of a student-athlete's limited time.

The Student Athlete Academic Support Services office is comprised of a team of nine full time professionals directed by Chris Helms. Beginning his seventh year, Helms came to Tech from Michigan State, where

he served as the assistant director of the Student Athlete Support Services office. Prior to that, he served as the coordinator of academic affairs for the Florida State football program and was an academic advisor at Central Connecticut State. Helms earned a bachelor's degree in psychology at Wake Forest and a Master's in athletic counseling from Springfield College.

Jessica Hegr begins her

first year with Student Athlete Academic Support Services as an assistant director after having gained her professional foundation at the University of Nebraska. Hegr provides academic support for student-athletes in the baseball program as well as softball, men's and women's swimming/diving, and men's and women's tennis. Hegr is also responsible for the instruction of the student-athlete first year seminar course.

SAASS Mission and Programs

The Virginia Tech Student Athlete Academic Support Services office is committed to providing fundamental and supplemental programming, consistent with University and NCAA policy, aimed at enhancing each student-athlete's educational experience. Following is a summary of the programs SAASS offers:

Athletic Transitions

All Freshman Student-Athletes

A required course designed to ease the transition from high school to college.

Orientation

All Freshman and Transfer Student-Athletes

Team and individual orientation sessions are scheduled.

Tutoring

All Student-Athletes

Individual and group tutoring appointments are available on-site.

Advising-Counseling

All Student-Athletes

SAASS works closely with each student's academic advisor within the college of their major.

Academic Progress

All Freshman and Transfer Student-Athletes

Academic progress reports are sent from the student-athlete's professors to his or her athletic academic advisors twice each semester.

HEAT Lab

All Student-Athletes

The HEAT (Hokies Engaging in Advanced Technology) Lab is a computer integrated learning environment conveniently located in Cassell Coliseum.

Academic Recognition

Qualified Student-Athletes

Student athletes with a GPA of 3.0 and above are recognized at the end of each semester as member's of the Athletic Directors Honor Roll.

Study Hall

All Freshman Student-Athletes and Upperclassmen with a GPA Below the Team Requirement

Study Hall is mandatory for all freshman, transfer, and currently enrolled students with an overall GPA below 2.30.

Academic and Athletic Eligibility

All Student-Athletes

Academic records are monitored to ensure that all student-athletes are making progress towards their degree.

Computer Services Department

Another example of Virginia Tech's commitment to providing its student-athletes with the best academic resources possible is the presence of the Computer Services department.

The Computer Services department provides full scholarship student-athletes with equipment, support, repair and technical advice on how to get the most from their computer systems. The office also addresses computing and networking needs for the entire Virginia Tech athletics staff.

Athletics Office of Student Life

The Athletics Office of Student Life at Virginia Tech is committed to developing the total student-athlete. Megan Armbruster and Jessica Hood are dedicated to enhancing the quality of the student-athlete experience through the programs that this office administers.



Megan Armbruster
Director of
Student Life

"The goal of our office is to provide students with the total college experience. When athletes graduate, I want them to look back and believe they had full access to a variety of opportunities while at Virginia Tech."

— Megan Armbruster



Jessica Hood
Coordinator of
Student Life

Personal Development

Virginia Tech student-athletes obtain personal development education through workshops and mandatory speakers. Presentation topics include gambling, alcohol abuse, sexual violence and healthy relationships, media relations, and manners and etiquette dinners.

Community Outreach

The Athletics Office of Student Life community outreach program is "Hokies with Heart". Student-athletes are encouraged to volunteer throughout their college experience. In collaboration with the Virginia

Tech Corp of Cadets and student leadership, the "Hokies with Heart" program works together with the Montgomery County Public Schools System to visit with local school kids about the importance of education and character development. In 2004, the student-athletes also volunteered with the Montgomery County Christmas Store, Virginia Tech White Ribbon Campaign and Hokies United Tsunami Relief Campaign.

Each athletic team at Virginia Tech is encouraged to select one local charity on which to focus their philanthropic efforts throughout the year. The baseball team has a partnership with the American Red Cross blood services division.

Career Development

In close collaboration with the Virginia Tech Career Services Center, career development programs are designed specifically for student-athletes. Resume design, career fair etiquette, mock interviews, interview attire and mini-career fairs are just a few examples of workshops hosted by the Athletics Office of Student Life. Student-athletes are encouraged to participate in on-campus interviewing and eRecruiting along with securing internships and co-ops during their college careers. In 2005, both Cintas Corporation and NVR Inc. hosted workshops providing student-athletes the opportunity to hear job search strategies directly from employers.

Academic Excellence

The Virginia Tech Athletics Office of Student Life is responsible for nominating student-athletes for academic honors and awards. Athletes are nominated for on-campus, Atlantic Coast Conference and national awards. Jessica Morris, a member of the cross country team, was named the 2004 Virginia Tech Undergraduate Woman of the Year. Student-athletes with a 3.0 GPA are rewarded each semester by being honored on the Athletic Director's Honor Roll. The 2004 calendar year listed 315 student-athletes with this honor. Bob Ritchie, men's basketball, and Mallory Soldner, women's soccer, received the Skelton Award for Academic Excellence in Athletics. The award is given to one male and one female student-athlete who demonstrate leadership, outstanding academic excellence and community involvement. The recipients of the award receive a \$5,000 scholarship donated by Dr. Bill and Peggy Skelton.

Several athletes from the Virginia Tech baseball team have received various academic awards. Seven Hokies were named to the Athletic Director's Honor Roll in 2004. Tom Blaszak was named to the 2004 Virginia Tech All-Academic Team for attaining the highest GPA in 2004 on the baseball team.

Athletic Excellence

The Virginia Tech Student Athlete Advisory Committee (SAAC) promotes effective communication between athletic administration and student-athletes. SAAC is comprised of two representatives from each sport. These representatives meet twice a month to discuss issues and concerns regarding their sports, department of athletics, ACC and NCAA legislation. The student-athletes encourage their teammates to get involved both on campus and in the community. Each year SAAC sponsors a canned food drive during the basketball season. The baseball team representatives are Sean O'Brien and Bryan Thomas.



Tech baseball players are active in the community, including visits to daycare centers and schools.

Athletic Performance

There's much more to athletic performance than weight training. Always striving to be on the cutting edge, Virginia Tech has combined strength and conditioning with nutrition and sport psychology to the benefit of its student-athletes. At Tech, these areas are part of the student-athlete's preparation for game day and for life.

Strength & Conditioning

Thanks to the direction of Assistant Athletics Director for Athletic Performance Mike Gentry, the Virginia Tech strength and conditioning program is among the best in the nation.

The baseball team trains in the Jim "Bulldog" Haren Weight Room. Located in Jamerson Athletic Center, the 5,000-square foot weight room was officially dedicated in September 1985 in honor of Haren, a former Hokie football player and long-time supporter of the Virginia Tech Athletics Department. Altogether, Tech has more than 22,000-square feet of strength and conditioning training space.

Gentry, who received his doctorate in curriculum and instruction from Virginia Tech in 1999, is in his 18th year as the director of strength and conditioning. His duties include overseeing the strength and conditioning training of athletes in all varsity sports at Virginia Tech.

Assisting Gentry in the weight room this year are full-time assistant strength and conditioning coaches: Jay Johnson, director of strength and conditioning; Terry Mitchell, assistant director of strength and conditioning; and Jamie Meyer, coordinator of strength

and conditioning for Olympic sports. Gentry also has the services of graduate assistants Mike Jackson, Cols Colas, Mike Crist, Megan Evans and Mariam Sauaya.

Mitchell works with the Tech baseball team and is assisted by Crist and Evans. A 1994 graduate of Lee (Tenn.) University, Mitchell graduated with his a master's in health promotions at Tech in 2004.

Nutrition

Eating healthy and choosing nutritious diets are important aspects of a Virginia Tech student-athlete's life, and that's why in July 2002, the athletics department implemented the sports nutrition program. Amy Freel serves as the director.

Freel works individually with student-athletes to provide them with information they need on their diet. She also provides individual players with diet counseling on issues such as gaining lean muscle mass, losing body fat, and eating choices to improve performance.

She also designs individual meal plans for athletes. Freel gives an on-campus dining education seminar. She also

provides over 300 athletic department recipe books and supplement bars for every athletic team.

"It is extremely beneficial for our student-athletes to have nutrition education and counseling available to them in order for them to remain successful in their sports and outside of athletics," Freel says. "The individualized nutrition education allows me and the athletes to get very specific on their nutritional, personal and sport-specific goals."

Also in July 2002, the Virginia Tech Athletics Department purchased the BOD POD body composition system. Tech is one of a handful of college athletic departments using this type of technology. The BOD POD is found in many professional training facilities, such as Major League Baseball and the NFL. It accurately measures body composition (percent of body fat, lean muscle mass and fat mass) through air displacement within five minutes. Research has shown that an increase in lean muscle mass will increase athletic performance. The Sports Nutrition Program

has helped countless Tech athletes maximize their athletic performance.

Sport Psychology

Virginia Tech also offers another important service to all its student athletes — sport psychology. Dr. Gary Bennett coordinates the sport psychology department, which offers psychological and performance enhancement services for student-athletes. Bennett also works closely with the Cook Counseling Center.

Bennett meets with student athletes on an individual basis for personal counseling and to discuss the mental aspects of the game. He also works on team building, communication and performance enhancement.

"We try to address all the various factors that affect student-athletes' performance on and off the field," Bennett says. "We believe we can help athletes perform better by addressing those concerns."

The sport psychology department also offers an injury group to afford injured athletes the opportunity to meet with other injured athletes and talk about their recovery process.

On average, the psychologists conduct 20 individual sessions per week and also meet weekly with teams as the need arises.

A new addition to the sport psychology resources is the Dynavision 2000, a unique conditioning and training program designed to increase focus and concentration, improve coordination and visuomotor reactions, and increase peripheral awareness. Virginia Tech is privileged to be one of only a handful of schools with this cutting-edge technology.



Terry Mitchell (standing) is in charge of Tech's strength and conditioning program for baseball.

Sports Medicine

The Virginia Tech Sports Medicine Department is an ever-changing and developing unit that strives to provide the most current and comprehensive care to all student-athletes.

The department is constantly evolving to incorporate new ideas and state-of-the-art resources for the betterment of student-athletes.

A professional staff — including primary care physicians who are Board certified in family medicine and sports medicine, orthopaedic surgeons, certified athletic trainers, physical therapists, chiropractors, massage therapists, sports psychologists, nutritionists and orthotists — is available to manage the health care of athletes.

As part of the evolution, Tech recently completed its third full year in the new 4,300-square-foot Eddie Ferrell Memorial Training Room. This area consolidated the training rooms that existed in the Merryman Center and Cassell Coliseum. The facility gives the training staff a centralized area to care for the needs of all Virginia Tech student-athletes. With its completion, Virginia Tech now has more than 10,000

square feet dedicated to sports medicine, placing Tech in the top five percent nationally.

The new room allows the staff to utilize the former Merryman Center facility for physical therapy, chiropractic care and massage therapy. The treatment room has numerous treatment modalities, including portable X-ray, electric stimulation, ultrasound, hot and cold packs and a lumbar/cervical traction unit. There are also offices for the staff, dozens of training tables, two cold tubs, whirlpools, an underwater treadmill, a Biodex System 3 and various other pieces of rehabilitation equipment.

After the sports medicine staff diagnoses and treats an ill or injured athlete, the staff then starts collaborative work with the strength and conditioning staff to give the best injury prevention and performance enhancing programs possible. The training, medical, and strength and conditioning staffs each have a role in bringing the athlete back quickly and ready to play. After an injury, an athlete will go through rehabilitation and physical therapy. Athletes are then moved to weight training, as they become able.



Athletic trainer Jimmy Lawrence (r) works directly with the baseball team.

The strength and conditioning staff uses specific programs for each injury in an effort to get the athlete back quickly. Prior to return to full participation, the athlete will also complete a series of drill and progressions that are specific to the athlete's position that will help insure that the athlete is ready to

return with a greatly reduced risk of re-injury.

The sports medicine staff also takes great pride in treating the athlete year-round. Special attention is paid to off-season activity.

A vital part of student-athletes services is the access to the Schifft Student Health Center in McComas Hall. A health center and counseling services are available on one side of McComas Hall, while recreation sports and fitness programs are available on the other. The center also has a fully operational diagnostic laboratory, X-ray facilities and eight full-time physicians.

Tech also maintains a special relationship with Montgomery Regional Hospital. Montgomery Regional Hospital is the choice for state-of-the-art equipment to perform surgeries, diagnostic imaging and processing of laboratory requests.

Athletic trainer Jimmy Lawrence works directly with the baseball team, attending practices and traveling with the team.



The Eddie Ferrell Memorial Training Room is the centerpiece of Tech's sports medicine facilities.



HISTORY
& RECORD BOOK

Virginia Tech Sports Hall of Fame

The Virginia Tech Sports Hall of Fame was organized in 1982 to honor persons who have made outstanding contributions to athletics at the university. Since its inception, a total of 126 people have been enshrined, including current Tech baseball coach Chuck Hartman who was inducted in November 2002. Other Hall of Fame members associated with the Tech baseball program are: G.F. 'Red' Laird, C.P. 'Sally' Miles, Paul Dear, Johnny Oates, Mike Williams, Franklin Stubbs, Leo Burke, Terry Strock, Jim Stewart, Berkeley 'Berky' Cundiff, George Canale, H.M. 'Mac' McEver, Wilson Bell, Harry Bushkar, Howie Wright, William 'Monk' Younger, Lee Melear, Hunter Carpenter, Mel Henry, Herb Thomas, James Franklin Powell, Al Casey, Sterling Wingo, H.V. Hooper, Dell Curry, Billy Hardee, Ed Motley and Wendy Weisend.



First Baseball Jersey Retired

Virginia Tech retired the jersey of former Tech baseball great Johnny Oates on May 4, 2002 during a special ceremony prior to a double-header against Connecticut at English Field.

Oates was presented with a framed jersey in recognition of the honor and a special display with his name and number has been placed on the front of the press box. Oates' jersey is the first baseball jersey to be retired by Virginia Tech. His number 15 remains available to future Tech players.

Oates came to Blacksburg in 1965 and was an outstanding catcher for the Virginia Tech baseball team. He hit .410 in 1966 and .342 in 1967 before signing with the Baltimore Orioles after his junior season. Oates spent 11 seasons in the major leagues as a player, seeing action in two World Series with the Los Angeles Dodgers and one with the New York Yankees. After retiring as a player in 1981, Oates tried his hand at coaching, and went on to become the major league manager of the Baltimore Orioles and the Texas Rangers.

Oates was inducted into the Virginia Tech Sports Hall of Fame in 1983. He died Dec. 24, 2004.

NCAA Baseball Tournament Appearances

5-16 overall record

2000 at Fullerton, Calif.

nL 3-8 Southern California

aL 6-8 Cal State Fullerton

1999 at Winston-Salem, N.C.

nL 3-5 Richmond

nW 11-5 Siena

nL 8-11 Richmond

1997 at Tuscaloosa, Ala.

nW 3-2 Southern California

nL 6-12 N.C. State

nL 2-6 Southern California

1994 at Clemson, S.C.

nL 0-7 Auburn

nL 3-4 The Citadel

1977 at Minneapolis, Minn.

nL 1-2 Central Michigan

nL 4-9 Florida

1976 at Columbia, S.C.

aL 6-7 South Carolina (10 inn.)

nL 4-5 Furman

1969 at Gastonia, N.C.

nL 6-7 Mississippi (10 inn.)

nW 6-3 Furman

nL 1-5 North Carolina

1954

aW 11-10 Clemson

hW 7-1 Clemson

aL 0-3 Rollins

aL 3-9 Rollins

First-Round Draft Picks

Winter Draft

1967: c Johnny Oates, Baltimore Orioles, 10th player picked

Spring Draft

1982: 1b Franklin Stubbs, Los Angeles Dodgers, 19th player picked

1987: p Brad DuVall, Baltimore Orioles, 15th player picked

1988: p Brad DuVall, St. Louis Cardinals, 23rd player picked

1997: p Denny Wagner, Oakland Athletics, 42nd player picked (supplemental)

2002: p Joe Saunders, Anaheim Angels, 12th player picked

112 Seasons of Tech Baseball

They've been playing the game of baseball in these mountains for a long time. It's been played on the Drill Field and in a bandbox called Tech Park. Players with names like "Boots" and "Hooks" cleared the pebbles on the infield dirt for guys named Jim Stewart and Franklin Stubbs. They played as members of the Corps of Cadets and as members of the Pamplin School of Business. R.B. Prince coached the Orange and Maroon when V.P.I. won the South Atlantic championship. Coach Red Laird swapped fishing stories and made a young man named Johnny Oates lose weight. And a fiesty skipper named Chuck Hartman came to Blacksburg in 1979 and still calls it home — 941 wins later. From "Jockey" Kircher, to fly balls off the left fielder's head, to windy Blacksburg springs, these mountains have stories to tell — over 100 years of stories.

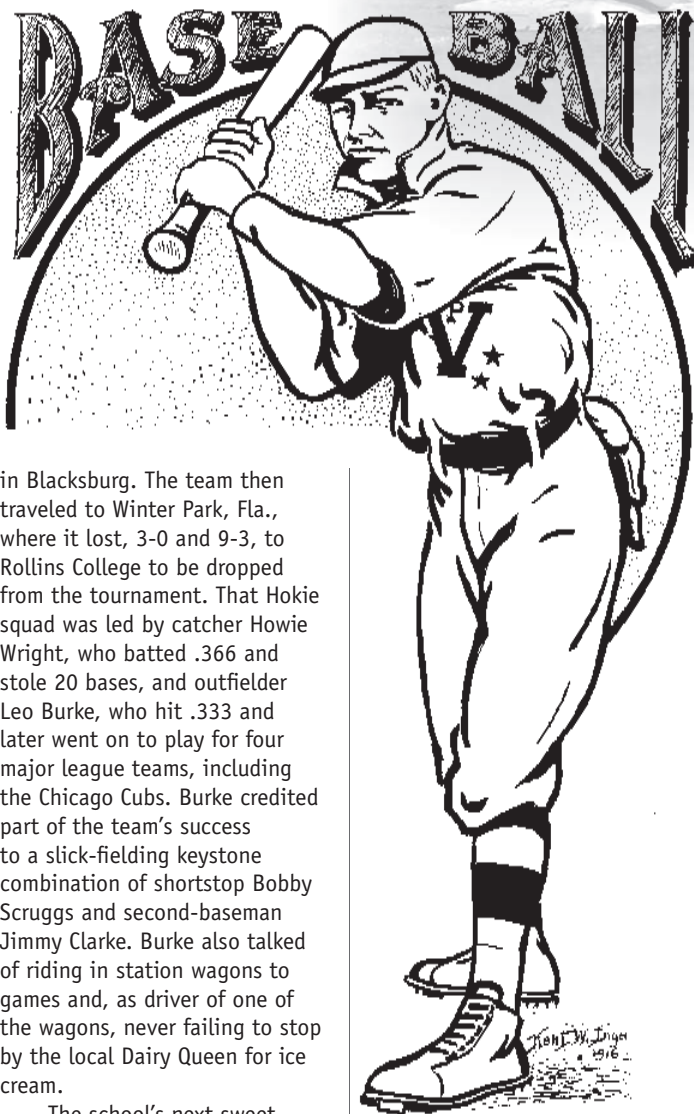
Virginia Tech had a baseball nine before it even had the name Virginia Polytechnic Institute. In the spring of 1892, cadets playing for the Virginia Agricultural and Mechanical College bumped over a Brush Mountain trail to play an outfit called the Newports. The cadets representing V.A.M.C. defeated the Newports, 18-8. By 1894, class baseball teams and rivalries within the Corps were established. These Corps teams

supplied players to the varsity squad.

Up to the early 1960s, most members of Virginia Tech's student body were in the Corps of Cadets. But, with or without life in the barracks, Virginia Tech baseball has had its share of success.

The 1915 club won the South Atlantic championship by posting a 21-0 record, the only undefeated season ever in the sport. The team captain, Skinny Bruce, hit a team-leading .474 and fielded 1.000 at his left field post, which earned him a trip to Washington to play with the Senators. In the Washington and Lee game that year, Tech was down 8-3 going into the ninth, but scored five runs to tie, including three on a home run by shortstop Jimmy Powell. The Hokies won in the 10th. A pitcher named Ernest King Bibb hurled a one-hit, 3-0 shutout of Hampden-Sydney to open the season and closed it with a two-hit, 1-0 blanking of Roanoke College to keep Tech's record perfect. "Boots" Williams knocked in the only run.

The first Tech team to reach the NCAA baseball playoffs was Coach Red Laird's 1954 club. Virginia Tech went 12-6 during the regular season and eliminated Clemson in the first round of the NCAA tournament by winning, 11-10, at Clemson and knocking off the Tigers, 7-1,



in Blacksburg. The team then traveled to Winter Park, Fla., where it lost, 3-0 and 9-3, to Rollins College to be dropped from the tournament. That Hokie squad was led by catcher Howie Wright, who batted .366 and stole 20 bases, and outfielder Leo Burke, who hit .333 and later went on to play for four major league teams, including the Chicago Cubs. Burke credited part of the team's success to a slick-fielding keystone combination of shortstop Bobby Scruggs and second-baseman Jimmy Clarke. Burke also talked of riding in station wagons to games and, as driver of one of the wagons, never failing to stop by the local Dairy Queen for ice cream.

The school's next sweet season came in 1969 when the Laird-coached Tech squad went 26-5 and was invited to the NCAA playoffs in Gastonia, N.C. There, the Hokies beat Furman before losing to Mississippi and North Carolina to finish with a 27-7 ledger. Senior pitcher Steve Pittman went 6-0 and Dean Hahn posted a 5-0 record and hit .367 while playing first base. Junior Eddy Oates went 7-2 on the mound and also hit .313. Outfielder Steve Rosson also swung a big stick for Tech, hitting .343.

The diamond Hokies' next trip to the NCAA tournament was in 1976 under Coach Bob Humphreys. Tech went 33-7 during the regular season and six regulars, led by outfielder Sandy

Hill at .351, batted over .300. Paul Adams supplied power with 10 homers and 55 RBIs. Wayne Shelton, the cornerstone of Humphreys' NCAA teams, swung a .321 stick. The Hokies lost two one-run games in the Atlantic Regionals, a 10-inning 7-6 loss to South Carolina and a 5-4 nail-biter to Furman.

Humphreys also coached Tech to one of the most remarkable runs in the history of college baseball. Building on the foundation of pitching and excellent defense, the 1977 Tech team reeled off a 31-game winning streak after beginning the year with a 3-7 start. Pitchers Mike Rhodes, Jim Puglisi and Duke Dickerson carried the



The 1892 baseball team was the first varsity sport team at Virginia Tech.



Tech coaches G.F. "Red" Laird (l) and Chuck Hartman are both members of the American Baseball Coaches Association Hall of Fame.

pitching load. Rick Wade, a team leader on and off the field, hit .312 for the Hokies and Dennis Duff hit .336. The '77 Hokies participated in the NCAA Mideast Regionals.

Humphreys stressed pitching and defense during his five-year stint as the Hokies' head coach and produced a .692 winning percentage. His teams stood in contrast to the power-hitting lineups that Coach Chuck Hartman coached in the early 1980s. Led by sluggers Franklin Stubbs, Billy Plante, George Canale and Trey McCoy, the Hammerin' Hokies took full advantage of the cozy confines of Tech Park during the decade of the 1980s. Stubbs hit 29 dingers for Tech in 1981 to lead the nation and tie the NCAA record at that time for home runs in a season. Loyal Hokie fans remember Stubbs as a mobile power hitter who just missed becoming the first 30-30 player in Division I history. The first baseman stole 34 bases in addition to his 29 homers, to lead the team to a 48-9 mark.

The next season, third baseman Jim Stewart, who hit 18 home runs and drove in 68 runs, joined Stubbs as an All-American. That 1982 Hokie nine became the first Tech team to win 50 games in a season and had seven of its members

— Stubbs, Stewart, Brian Rupe, Jay Phillips, Ray Perkins, Jimmy Foit and Mark Krynsky, sign pro contracts. Coach Hartman's teams rolled up 398 wins in the 1980s, won 71 percent of their games and three times finished the season ranked in the Top 20. During the 1987 season, Hartman became Tech's winningest coach.

In 1989, Hartman and the Hokies moved to spacious English Field, a classy new baseball-only facility at the southwest corner of campus. The deeper fences of the new field would cause a decline in Tech's power numbers but not in the program's success.

The 1994 team was bumping along through a rebuilding year. Hartman's young team was 28-23 after concluding the regular season. Then, faster than you could say Brian Fitzgerald, the Hokies were champions and headed to the NCAA Tournament. Tech used outstanding pitching and solid defense to capture its first-ever Metro Conference Tournament title.

The Hokies were seeded sixth in the '94 Metro Tournament on the basis of their 8-9 record in conference play. The Tech nine met No. 3 seed South Florida in the first round. Fitzgerald, the team's sophomore ace, pitched a two-

hit, complete-game shutout as Tech won 2-0. Next came No. 2 seed Southern Mississippi. Third baseman Bo Durkac doubled, tripled and drove in two runs to lead the offensive attack, and Ron Preston pitched into the ninth inning as the Hokies won 6-4. Senior Rob Gibson continued Tech's mound heroics with a stellar performance against UNC Charlotte, the tournament's No. 1 seed. Gibson allowed just one hit in a 4-1 Tech win.


Tulane stalled Tech's drive to the title by knocking off the Hokies, 6-3, on the final day of the event in Louisville, Ky. The Green Wave's win set up a championship game between the two teams. Tulane jumped out to a 3-0 lead in the second inning of the title game, but the Hokies fought back. By the end of the fifth inning Tech had taken the lead, and Fitzgerald and reliever Charlie Gillian made it stand up for a 5-3 victory. The championship earned Tech a spot in the NCAA East Region where it lost to Auburn and all-time NCAA strikeout

leader John Powell, 7-0, and fell to The Citadel, 4-3.


Tech moved from the Metro to the Atlantic 10 Conference in 1996 and preceded to win conference titles and NCAA trips in three of its five seasons in the league. Catcher Barry Gauch led the Hokies to the A-10 tournament championship in 1997. Tech marched to the title with three straight wins, including two against defending champion UMass. The Hokies hit .364 as a team in the tourney and scored 38 runs, including 25 during the first three innings of their games. Tech never trailed during the three-day event. Gauch had three home runs and nine RBIs to win MVP honors.

The Hokies registered one of the biggest wins in school history at the NCAA South II Regional in '97 when they defeated 10th-ranked Southern Cal, 3-2. Senior Matt Reynolds

hit two solo home runs and junior pitcher Denny Wagner went the distance to spark the victory. It was the Hokies' first-ever win over a Top



During the summer of 1981, Tech first baseman Franklin Stubbs helped the U.S. Baseball Federation All-Star team win two gold medals in international competition.



First-round draft pick Joe Saunders posted 27 wins in his three seasons at Tech.

Another junior, outfielder Brad Bauder, also made headlines in 2002. Bauder had one of the greatest games in collegiate history when he went 8-for-8 against Georgetown, hitting for the cycle and contributing four home runs, seven runs scored, 14 RBIs and 23 total bases.

Up until the 1970s, the team was comprised mostly of members of the student body who had been recruited for other sports or tried out for the baseball team of their own volition. Many baseball players were multiple-sport athletes. In 1902, future College Football Hall of Fame inductee Hunter Carpenter played on the gridiron in the fall and the diamond in the spring. Al Casey in the 1930s starred in football, track

and baseball. Harry Bushkar was recruited on a football scholarship in the early 1940s and played football, basketball and baseball before signing with the Yankees' organization. In the 1950s, Howie Wright was a standout catcher on Tech's 1954 NCAA baseball team and a star halfback on the Hokies' unbeaten and nationally-ranked 1954 football team.

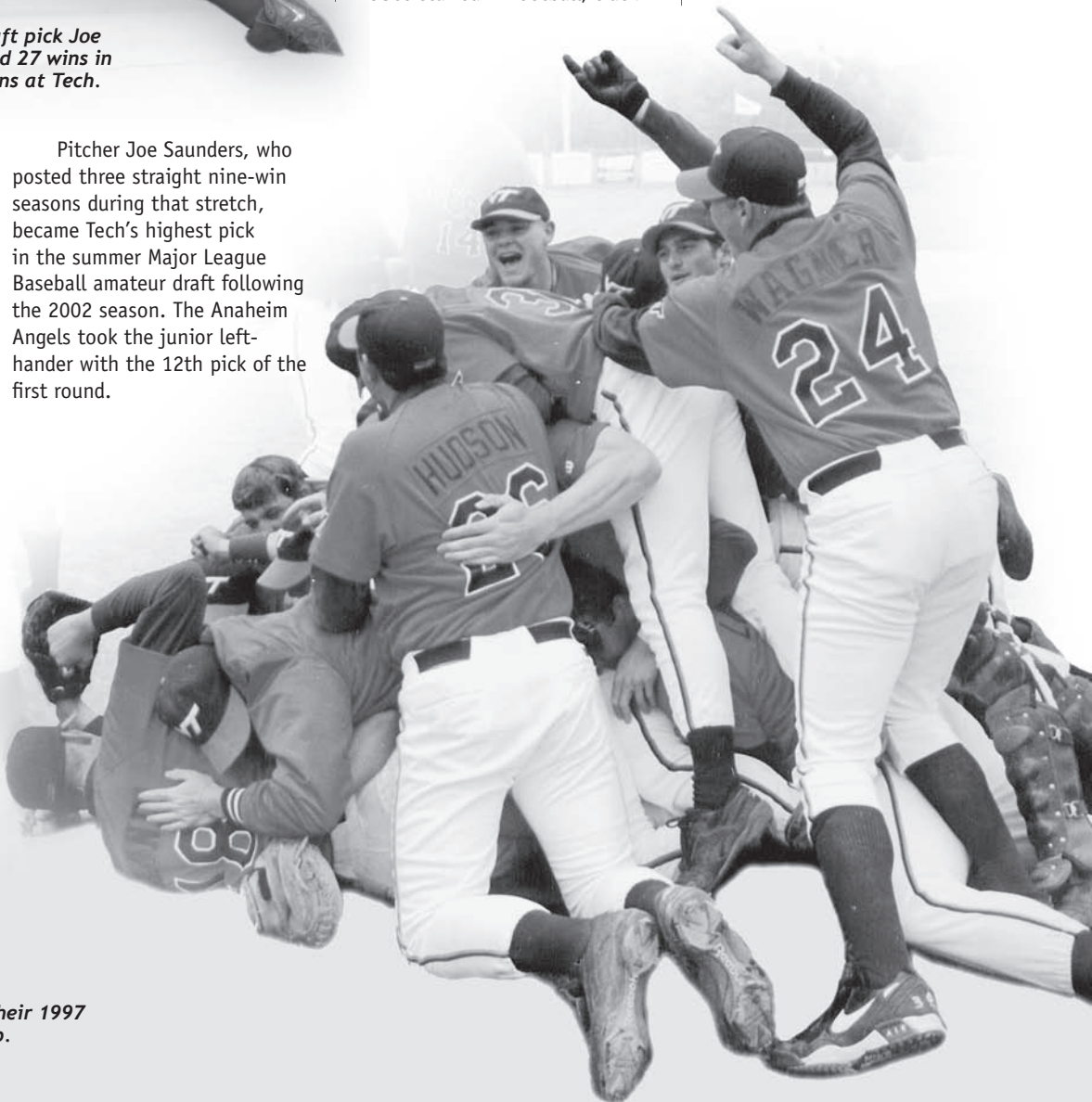
During the 70s, Tech's baseball program was expanded and the head coach no longer doubled as the assistant football or basketball coach as men like Mac McEver and Red Laird had done for many years. With one sport to concentrate on and an increased budget, coaches Humphreys and Hartman were free to spend more time on the

10 foe during NCAA Tournament competition. The following year, the Trojans returned to win the College World Series and earn the national championship.

Tech won two games on the last day of the 1999 A-10 Championships to earn another NCAA regional trip. Tournament MVP Larry Bowles contributed 10 hits, 14 RBIs, two home runs and a 12-strikeout, complete-game pitching victory during the conference event. The Hokies repeated as champions again in 2000 behind an MVP performance by outfielder Addison Bowman.

The following year, Virginia Tech made another conference move, becoming full-time members of the BIG EAST. It didn't take Hartman and his Tech nine long to become comfortable in their new home. The Hokies advanced to the finals of the BIG EAST Championships during their first season in the league and shared the conference's regular-season title with Notre Dame in 2002.

Pitcher Joe Saunders, who posted three straight nine-win seasons during that stretch, became Tech's highest pick in the summer Major League Baseball amateur draft following the 2002 season. The Anaheim Angels took the junior left-hander with the 12th pick of the first round.



Tech players celebrate their 1997 Atlantic 10 championship.

HOKIE HARDBALL HISTORY

recruiting trails. The move paid off. Since 1974 when Humphreys began his five-year coaching stint, Tech baseball has averaged 33 wins a year and has had just two losing seasons.

Tech's longest conference affiliation began in 1921 when the Hokies became a charter member of the Southern Conference. During the early years, the conference was composed of most of the teams that now make up the Southeastern Conference and the ACC. Tech remained in the league until June 1965, when it withdrew to become an independent. The Hokies played baseball as an independent until joining the Metro Conference after the 1978 season.

When Tech joined the Southern Conference, the baseball team was still playing its home games on an area that was part of what is now the Drill Field. The area was first called Sheib Field, and later Gibboney Field. After it was re-graded and enlarged in 1909, it was tabbed Miles Field. In 1926, Miles Stadium was constructed behind the War Memorial Gym and became the home for football, track and baseball. It wasn't until 1955 that the baseball team got a home of its very own. Tech Park, which eventually became nestled between Cassell Coliseum and Lane Stadium, had both dugouts and home run fences. Coach Hartman believes the ball jumped out of Tech Park particularly well to right field

and is an expert witness after coaching Stubbs, Plante, Canale and McCoy, all of whom hit more than 20 home runs in a single season.

One former Hokie who was still plying his craft in the pros when Stubbs first started banging down the walls in Blacksburg was former Baltimore and Texas manager, Johnny Oates. Oates came to Tech looking for an education and a win over VMI. He left with a pro contract and a win over an Alabama team that had Kenny Stabler as a member. In fact, Oates' pro career may not have come to fruition if not for stern words from Coach Laird. After coming to Tech, Oates' playing weight ballooned from his normal 185 to 215. Oates remembers Laird summoning him to his office and asking the youngster in a sarcastic tone if Oates wanted to let a chance at a pro career slip away. After a winter of wrestling and running, Oates returned to his normal playing weight.

Oates played much of his sophomore season in 1966 with an injured heel. Before a home game with UNC that year, Laird struck a gentlemen's agreement with Tar Heel coach Walter Rabb, an old fishing buddy, that would allow a pinch-runner for Oates every time he reached base yet still allow the Tech standout to remain in the game as the catcher. During the first eight innings of the game, Oates walked three times and singled



Johnny Oates starred for the Hokies in the mid-1960s and went on to become a major league player and manager.

twice. His pinch-runner, Mike Knight, scored five times. In the bottom of the ninth inning, Oates hit a three-run homer to give the Hokies a 15-14 victory.

There are other stories of what it was like to play baseball at Virginia Tech. Outfielder Wilson Bell never forgot being hit in the head by a fly ball and having his center fielder toss him a glove for 'noggin' use only. Chuck Hartman fondly remembers

two streakers on a motorcycle zipping behind the outfield fence during a game at Tech Park.

There are plenty of baseball stories in these mountains, and with Virginia Tech now in the Atlantic Coast Conference, there are plenty more still to be written.

Special thanks to Ed Moore, who did the initial research and writing for this story in 1992.

Tech's early games were played on an area where the Drill Field is now located.



Southern Conference:

Virginia Tech was a charter member of the Southern Conference when it formed in 1921 and remained a member until the spring of 1965 when it withdrew to become an independent. Following is a list of Tech's All-Southern Conference baseball players from 1952-1965: **1952**, First Team: Tom Bryant, of; **1954**, First Team: Bobby Scruggs, ss; Leo Burke, of; Howie Wright, c; Jim Beard, p; **1955**, First Team: Bobby Scruggs, ss; Leo Burke, of; Howie Wright, c; Grover Jones, p; **1956**, First Team: Leo Burke, of; Second Team: Welford Lucy, 1b; Jimmy Clarke, 2b; **1957**, Second Team: Dave Kuhn, of; Bobby Wolfenden, of; **1958**, First Team: Dave Kuhn, of; **1959**, Second Team: Jimmy Graves, 3b; Dickie Snead, of; Travis Poole, of; **1960**, First Team: Dickie Snead, of; Second Team: Jimmy Graves, p; **1961**, First Team: Eddie Hite, 2b; Lee Melear, p; **1962**, Second Team: Eddie Hite, 2b; Lee Melear, p; Sam Jenkins, p; **1963**, First Team: Tom Green, of; Dave Blake, of; Lee Melear, p; Second Team: Larry Lawson, c; **1964**, none; **1965**, Second Team: M.H. Herndon, of.



Kevin Barker was the 1996 Atlantic 10 Player of the Year.

Metro Conference:

Tech competed as a member of the Metro Conference from 1978-79 through 1994-95. **1979**, First Team: Dave Grier, p; Harold Williams, 1b; **1980**, First Team: Mike Rhodes, p; Jay Phillips, 3b; Second Team: Franklin Stubbs, 1b; Joe Mitchell, of; **1981**, First Team: Paul Levy, p; Franklin Stubbs, 1b; Brian Rupe, of; Andy Aldrich, dh; **1982**, First Team: Ray Perkins, p; Jim Stewart, 3b; Brian Rupe, of; Franklin Stubbs, 1b; Mark Krynitsky, c; **1983**, First Team: Rick Knapp, p; Tim Buheller, of;

1984, First Team: Billy Plante, 3b; Bean Stringfellow, p; HM: Shaun Sullivan, of; Budgie Clark, 2b; John Bowler, dh; **1985**, First Team: Shaun Sullivan, of; Tim Buheller, of; Chuck Boyle, utl; Billy Plante, 3b; George Canale, 1b; Bean Stringfellow, p; **1986**, First Team: George Canale, 1b; Trey McCoy, 3b; Tim Buheller, cf; Doug Basse, of; David Potts, p; **1987**, First Team: Brad DuVall, p; Trey McCoy, of; Casey Waller, 3b; **1988**, First Team: Brad DuVall, p; Len Wentz, 2b; Trey McCoy, of; Mike Conte, of; Randy Berlin, dh; **1989**, First Team: Mike Williams, p; Len Wentz, 2b; Casey Waller, 3b; Mike Conte, of; Craig Blum, utl; **1990**, First Team: Len Wentz, 3b; Rod Emmons, of; Second Team: Mike Williams, p; **1991**, First Team: Martin Agee, 2b; David Dallas, ss; Les Jennette, utl; Second Team: Steve Render, of; **1992**, First Team: David Dallas, 2b; Les Jennette, dh; Steve Render, of; Second Team: Brad Clontz, p; J. R. Hawkins, of; **1993**, First Team: J.R. Hawkins, of; Second Team: Dee Dalton, ss; Bo Durkac, 3b; **1994**, First Team: Bo Durkac, 3b; Second Team: Charlie Gillian, p; **1995**, First Team: Mike Terhune, 2b; Bo Durkac, 3b; Kevin Barker, of; Second Team: Charlie Gillian, p; Josh Herman, c.

Metro

All-Tournament Players:

1979, Dave Richardson, of; **1980**, Jim Stewart, of; 1981, Franklin Stubbs, 1b; Andy Aldrich, dh; **1982**, Jim Stewart, 3b; Jimmy Foit, ss; Mark Krynitsky, c; **1983**, Budgie Clark, 2b; **1984**, Billy Plante, 3b; George Canale, dh; Rodney Brooks, p; **1985**, Chuck Boyle, c; Peery Agee, dh; Dell Curry, p; **1987**, Alan El-Amin, of; Brian Henderson, ss; Joe Vieni, c; **1989**, Mike Conte, of; **1990**, Len Wentz, 3b; **1992**, Mike Reedy, of; Denny Hedspeth, c; **1994**, Brian Fitzgerald (MVP), p; Josh Herman, dh; **1995**, Brian Fitzgerald, p; Kevin Barker, of.

Atlantic 10 Conference:

The Hokies played in the Atlantic 10 Conference from 1995-96 through 1999-00. **1996**, First Team: Kevin Barker, of (Player of the Year); Second Team: Josh Herman, c; Sean Hummel, p; **1997**, First Team: Kevin Kurilla,



Lefty Pat Pinkman was the Atlantic 10 Rookie of the Year in 1998.

ss; Denny Wagner, p; Second Team: Matt Griswold, of; **1998**, First Team: Matt Griswold, of (Player of the Year); Second Team: Addison Bowman, 3b; Barry Gauch, c; Eric Shiflett, of; Jon Hand, p; **1999**, First Team: Barry Gauch, c; Matt Griswold, of; Second Team: Larry Bowles, p/1b; Jason Bush, p (Rookie of the Year); **2000**, First Team: Jed English, dh; Joe Saunders, p; Second Team: Addison Bowman, of.

Atlantic 10


All-Tournament Players:

1996, Jon Hand, p; Brian Fitzgerald, p; Austin Rappé, of; Josh Herman, c; **1997**, Barry Gauch, c (MVP); Randy Martin, 2b; Kevin Kurilla, ss; Matt Griswold, of; Denny Wagner, p; **1998**, Randy Martin, 2b; Jon Hand, p; Barry Gauch, c; **1999**, Larry Bowles, p/1b (MVP); Barry Gauch, c; Addison Bowman, ss; John West, 3b; Matt Griswold, of; Pat Pinkman, p; **2000**, Addison Bowman, of (MVP); Chad Foutz, 3b; Jed English, c/dh; Jason Bush, p.

BIG EAST Conference:

Virginia Tech competed as a member of the BIG EAST Conference from 2000-01 through 2003-04. **2001**, Second Team:

John West, 1b; Addison Bowman, 3b; Brad Bauder, of; Joe Saunders, p; Third Team: Spencer Harris, ss; **2002**, First Team: Marc Tugwell, 2b; Spencer Harris, ss; John West, 3b; Joe Saunders, p; Third Team: Brad Bauder, of; Wyatt Toregas, utl; **2003**, First Team: Marc Tugwell, 2b (Co-Player of the Year); Chris Stanton, 3b; Wyatt Toregas, c; Matt Dalton, p; Third Team: Spencer Harris, ss; **2004**, First Team: Sean O'Brien, 1b; Second Team: Chris Stanton, 3b; Josh Biber, p; Third Team: Warren Schaeffer, ss.



In 2003, Matt Dalton became the first pure relief pitcher ever to earn first-team All-BIG EAST honors.

Erwin Renfer, p

Played at Tech in 1910 ... Appeared in one major league game for the Detroit Tigers in 1913.

Wally Shaner, of/inf

Was a member of the 1920 Tech team ... Went on to play on three different teams during four major league seasons before ending his career in 1929 ... Arrived in the majors in 1923 as a left fielder and third baseman with the Cleveland Indians ... Played two seasons with the Red Sox and one with the Reds ... Was a career .278 hitter in the majors.

Cloy Mattox, c

A member of Tech teams from 1927 through 1929 ... Made it to the major leagues with the Philadelphia Athletics in '29, playing in three games.

Toby Atwell, c

Played on the 1943 Tech squad ... Did not show up in the majors until 1952 when he was 28-years old ... Spent five seasons in the big leagues, playing for three different teams ... Batted .290 for the Cubs in 1952 and carried a .289 batting average for the Pirates in 1954 ... Finished his career with the Milwaukee Braves in 1956.




Buddy Dear

Buddy Dear, 2b


Starred as a shortstop at Tech from 1925-27 ... Signed with the Washington Nationals and played in one major league game before an injury cut his career short in 1927.

Leo Burke, of/utility

A three-sport letterman at Tech who turned to pro baseball following his graduation in 1956 ... Played for the Baltimore Orioles



Leo Burke saw action at every position except pitcher during his major league career.



Franklin Stubbs (r) started first base for the 1988 World Champion Dodgers.

in 1958 ... Also played for the Los Angeles Angels, St. Louis Cardinals and Chicago Cubs ... Saw action at every position except pitcher during his major league career, which lasted through the 1965 season.

Johnny Oates, c/manager


Signed with the Baltimore Orioles in 1967 after his junior season at Tech ... Spent 11 seasons as a major league player with Baltimore, Atlanta, Philadelphia, Los Angeles and the New York Yankees before retiring in 1981 ... Managed Yankee AA and AAA teams to playoff berths in 1982 and 1983, respectively ... Took a position as the Chicago Cubs' bullpen coach in 1984 ... Moved to the Baltimore organization in 1988 ... Was named the Orioles' major league manager during the 1991 season ... Selected the American League Manager of the Year by *The Sporting News* in 1993 ... His 237-199 record from 1991-94 was the third-best in the American League for that span ... Signed a contract as manager of the Texas Rangers in October 1994 ... Earned American League Manager of the Year honors in 1996 after guiding the Rangers to the AL West championship.

Franklin Stubbs, 1b/of

Was a first-round draft pick of the Los Angeles Dodgers in 1982 after his junior season at Tech ... Got his first call to the majors in April of 1984 ... Shared first base duties for the World Champion Dodgers in 1988 and started all five World Series games against Oakland that season ... Was traded to the Houston Astros prior to the 1990 season ... Set a Houston club record for home runs by a left-handed hitter with 23 ... Signed a three-year free agent contract with the Milwaukee Brewers in 1991 ... Joined the Atlanta Braves' organization after retiring as a player ... Spent five seasons as a roving hitting instructor for the Braves ... Is scheduled to be a coach at Atlanta's South Atlantic League team in Rome, Ga., in 2006.

Mike Williams, p

Signed with the Philadelphia Phillies in 1990 after his junior year at Tech ... Was called to the majors during July of 1992 ... Pitched a three-hitter in his second major league start for a 9-3 victory against the Los Angeles Dodgers ... Split time between the majors and Triple-A in 1993



Mike Williams posted 46 saves for the Pittsburgh Pirates in 2002.

1994 after saving 27 games at Greenville and posting a 1.20 ERA ... Saved 11 more regular season games at Richmond and won the Rolaids Relief Man award as the top reliever in the minor leagues ... Worked as a closer, then a setup man during his major league rookie season in 1995 ... Finished with an 8-1 record, four saves and a 3.65 earned run average ... Led the National League in relief wins ... Was a setup man in '96 and led the National League in appearances with 81 ... Posted a 5-1 record, one save and a 3.75 ERA in 51 appearances during the 1997 season ... Signed with the Dodgers prior to the 1998 season ... Saw some major league action with LA in '98 and with the Pittsburgh Pirates in 2000.

RBI's ... Saw action in 40 games during the 2000 season, batting .220 with five doubles, two homers and nine RBIs ... Moved to the San Diego Padres organization and saw action in seven major league games in 2002.

Brian Fitzgerald, p

Was drafted in the 20th round and signed by the Seattle Mariners in 1996 ... Was called to the majors during the 2002 season ... Pitched as a reliever in six games, working 6.1 innings ... Did not have a decision ... Retired from baseball in 2003.

Joe Saunders, p

The 12th overall pick in the 2002 draft by the Los Angeles Angels ... Was called to the majors in 2005 to start against the Toronto Blue Jays in October ... Pitched 7.1 innings allowing five hits and two runs ... Left the game with a lead but ended up with a no-decision ... Returned in September to pitch one game ... Started and pitched just two innings against Seattle allowing five hits and ending up with another no-decision.

Kevin Barker, 1b

A third-round draft pick of the Milwaukee Brewers following his junior season at Tech in 1996 ... Started 1999 at Triple-A and had 23 homers and 87 RBIs when he was called up to the majors in mid-August ... Played in 38 major league games for the Brewers, starting 29 ... Hit .282 with three doubles, three home runs and 23

and '94 ... Appeared in 33 games for the Phillies in 1995, including eight starts ... Compiled a 3-3 record and 3.29 ERA ... Moved into the starting rotation in 1996 ... Signed as a free agent with Kansas City and saw action on the AAA and major league levels in '97 ... Pitched in 37 major league games as a reliever for the Pittsburgh Pirates in '98, compiling a 4-2 record and 1.97 ERA ... Led the Pirates in saves with 23 during the 1999 season ... Made 72 appearances in 2000 posting 24 saves and a 3.50 ERA ... Had 22 saves for Pittsburgh in 2001 before being traded to the Houston Astros in August ... Finished with a 6-4 record, including a 4-0 mark with the Astros ... Re-signed with the Pirates ... Set a Pirates club record with 16 consecutive saves in 2001, then posted a club-record 46 saves in 2002 ... Pitched in the 2002 Major League All-Star game and was chosen for the game again

in 2003 ... Posted 25 saves in 40 games for the Pirates in '03 before being traded to Philadelphia ... Had three saves for the Phillies as a setup man... Retired before the 2004 season.

George Canale, 1b

Passed up his senior year at Tech after he was picked in the sixth round of the 1986 draft by the Milwaukee Brewers ... Made his first appearance in the majors during September of 1989 ... Hit a home run in his second major league at bat ... Was called up again in 1990 ... Was traded to Montreal and then to Cleveland where he spent most of the 1992 and 1993 seasons at the AAA level.

Brad Clontz, p

Was drafted in the 10th round and signed by the Atlanta Braves in 1992 ... Named the Southern League Pitcher of the Year in

RH PITCHER

Brad Clontz


The Atlanta Journal
THE ATLANTA CONSTITUTION

№ 1893


BRAD CLONTZ



Franklin Stubbs



Jim Stewart



George Canale

Franklin Stubbs, 1b
Hamlet, N.C.

As a sophomore in 1981, he became the first Tech baseball player to earn first-team All-America honors ... Was picked as the DH on the *All-America Baseball News* (now *Baseball America*) All-America squad and was a second-team choice at first base on the American Association of College Baseball Coaches' team ... Earned those honors by hitting .417, driving in 83 runs, stealing 34 bases and slugging 29 home runs ... Set nine school records and led the nation in home runs and slugging percentage (.969) ... The following season as a junior, he was named to *The Sporting News'* All-America team.


Jim Stewart, 3b/p
Seabrook, Md.

Was named as the first-team third baseman on the 1982 American Association of College

Baseball Coaches' All-America team following an outstanding senior season ... Led the team with a .404 batting average ... Contributed 88 hits (a school record at the time), 18 home runs and 68 RBIs ... Also aided the Tech cause as a short reliever, compiling a 4-1 record with four saves and a team-leading 2.31 earned run average.

George Canale, 1b
Roanoke, Va.

Led the nation in home runs with 29 as a junior (1986) on the way to earning first team All-America honors from *Baseball America* and *The Sporting News* ... Led the team in hitting with a .373 average ... Also contributed 71 runs batted in, 76 runs scored and a team-high 47 bases on balls ... Established school career marks for home runs (76), total bases (502) and runs batted in (227) ... Considered Tech's top defensive first baseman.



Dee Dalton



Matt Griswold

Trey McCoy, lf
Virginia Beach, Va.

Earned third-team All-America honors from the American Association of Baseball Coaches as a sophomore in 1987 ... Hit .406 with 21 home runs, 66 RBIs and 48 bases on balls ... Led the team in 11 offensive categories ... Was named the University Division Player of the Year in the state of Virginia and led the Metro Conference in batting, home runs and RBIs.

Dee Dalton, ss
Roanoke, Va.

Named third team on the 1993 NCAA Division I All-America squad selected by *Collegiate Baseball* following his sophomore season ... Hit .341 and drove in 42 runs for the Hokies ... Led the team in home runs (14), triples (3), walks (38), runs scored (49) and slugging percentage (.665) ... Fielded .932 overall and .966 in Metro Conference games ... Carried a .459 batting average in league games with seven homers ... His

combined offensive and defensive skills rank him as one of the top shortstops in school history.

Kevin Barker, of
Mendota, Va.

A second-team pick as an outfielder on the 1996 *Baseball America* All-America team ... Was voted the Atlantic 10 Conference Player of the Year after finishing his junior season with a .361 batting average, 20 home runs and 62 runs batted in ... Led the team with 73 hits, 52 walks and a .492 on-base percentage ... Set a school single-season mark for triples with nine and became the Hokies' all-time leader in that category with 17 ... Started all 59 games in center field, committing just one error ... Was only the fifth Tech player to hit 20 homers in a season.

Charlie Gillian, p
Beckley, W.Va.

Finished the 1996 season among the national leaders in saves ... Named to the third-team Mizuno All-America squad selected by *Collegiate Baseball* ... Posted a



Trey McCoy



Dee Dalton



Kevin Barker



Charlie Gillian



Matt Griswold



Barry Gauch

Tech single-season record 14 saves to go with a 2-1 record and 1.98 earned run average ... Registered 35 strikeouts in 27.1 innings, while walking just eight batters ... Opponents hit just .186 against the right-handed junior during his 31 appearances.

Matt Griswold, of
Severna Park, Md.

The fourth sophomore to earn All-America honors at Tech during Coach Chuck Hartman's tenure ... Was named to the third team of the 1997 American Baseball Coaches' Association All-America squad ... Finished the season with a team-leading .408 batting average ... Contributed 69 runs batted in and 13 home runs ... Also led the team in walks (49) and on-base percentage (.527) ... Put together a 29-game hitting streak during the season.

Barry Gauch, c
Woodbridge, Va.


Was selected third-team All-America by the American Baseball Coaches' Association following his senior season in 1999 ... Batted .374 that season and led the team in runs batted in with 61 ... Also topped the Hokies in hits (85), multiple-hit games (28) and multiple-RBI games (17) ... He contributed 17 doubles, three triples and 10 home runs ... Named first-team All-Atlantic 10 and was selected to the A-10 All-Championships team.

Larry Bowles, p/1b
Boones Mill, Va.

Named third-team All-America as a sophomore in 1999 by both *Collegiate Baseball* (Louisville Slugger TPX team) and



Catcher Barry Gauch led Tech to the 1997 A-10 Tournament title, winning MVP honors along the way.




Larry Bowles



Matt Dalton



Marc Tugwell



Marc Tugwell

the National Collegiate Baseball Writers ... The MVP of the Atlantic 10 Baseball Championships ... Posted a 10-3 pitching record with a 4.27 earned run average and a team-leading 106 strikeouts in 105.1 innings ... Also played first base and led the team in batting (.390), home runs (14), extra-base hits (34) and slugging (.700) ... Drove in 58 runs and put together a 27-game hitting streak.

Matt Dalton, P
Monroeville, Pa.

A member of the 16-man first team of the 2003 National Collegiate Baseball Writers Association All-America team ... Also named third team on the 2003 American Baseball Coaches Association/Rawlings A-A squad ... Did not surrender a run during his first 26 appearances of the season ... Finished with a 0.76 earned run average ... Posted a 3-1 record and tied a school single-season mark for saves with 14 ... Pitched 35

2/3 innings during 29 appearances ... Allowed just 16 hits, only one of which went for extra bases ... Struck out 28 batters and walked just six ... Became the first pure relief pitcher to be named first-team All-BIG EAST.

Marc Tugwell, 2B
Springfield, Va.

Was picked second team All-America by both the American Baseball Coaches Association and *Collegiate Baseball* following the 2003 season ... Named the BIG EAST Co-Player of the Year after batting a team-leading .398 and fielding .981 ... Also led the team in at bats (226), runs (64), hits (90), doubles (17) and slugging percentage (.580) ... Was second on the squad in runs batted in (59), stolen bases (16) and on-base percentage (.445) ... Committed just six errors in 308 total chances ... A two-time All-BIG EAST selection at second base.

Coaches, Captains, Records

Year	W- L- T	Pct.	Coach	Captain
1892	2- 0- 0	1.000		
1893	0- 1- 0	.000		
1894	NO TEAM			
1895	3- 2- 0	.600	J. McJames	T.E. Dashiell
1896	3- 8- 0	.273	R.S. Wilkins	W.H. Rasche
1897	9- 6- 0	.600	Lipep	E.H. Herbert
1898	3- 3- 0	.500		R.S. Wilkins
1899	NO TEAM			
1900	6- 5- 0	.546	Dr. A.B. Morrison	W.F. Bell
1901	5- 3- 0	.625	Dr. A.B. Morrison	J.D. Burrell, H. Carpenter
1902	4- 2- 0	.667		C.H. Carpenter
1903	8- 4- 0	.667	Orth	J.F. Ware, C.P. Miles
1904	6- 5- 0	.546	R.R. Brown	W.C. Walsh
1905	6- 5- 0	.546	Dr. Knox	R.B. Tinsley, S.H. Lee
1906	5- 3- 0	.625	S.S. Eckerstone	E.S. Sheppard
1907	5- 8- 0	.385	S.S. Eckerstone	
1908	3- 4- 1	.437	C.P. Miles	E.S. Sheppard
1909	11- 6- 0	.647	R.M. Brown	A.D. Austin
1910	10- 7- 0	.588	Branch Bocock	T.P. Hicks
1911	13- 7- 1	.619	Branch Bocock	Richard Fuqua
1912	9- 9- 0	.500	L.W. Reiss	F.H. Legge
1913	3- 3- 0	.500	C.P. Miles	P.R. Evans
1914	15- 4- 1	.775	Branch Bocock	Albert L. Jones, Jr.
1915	21- 0- 0	1.000	R.B. Prince	F.W. Bruce
1916	9- 4- 0	.692	W.G. Breintenstein	E.K. Bibb
1917	9- 1- 0	.900	W.G. Breintenstein	L.M. Gaines
1918	8- 4- 0	.667	Charles A. Bernier	J.E. Old
1919	12-13- 0	.480	Charles A. Bernier	Charles Whitmore
1920	16- 6- 0	.727	Charles A. Bernier	P.C. Brooks
1921	17- 9- 1	.648	W.L. Younger	R.W. Harvey
1922	7-10- 2	.400	W.L. Younger	J.G. Wallace
1923	7- 8- 0	.467	W.L. Younger	D.H. Rutherford
1924	10- 6- 1	.617	George S. Kircher	D.H. Rutherford
1925	5-11- 2	.333	George S. Kircher	C.G. Thomas, Jr.
1926	13- 6- 1	.675	George S. Kircher	C.L. Crummett, Jr.
1927	11- 4- 0	.733	George S. Kircher	P.S. Dear
1928	4- 7- 0	.364	George S. Kircher	D.M. Alexander
1929	9- 6- 0	.600	George S. Kircher	Clay M. Mattox
1930	13- 2- 1	.844	George S. Kircher	James A. Coffey
1931	7- 7- 2	.500	George S. Kircher	R.M. Mapp, N.C. Bibb
1932	5- 7- 0	.417	George S. Kircher	S.E. Hardwick, Jr.
1933	6- 6- 0	.500	H.M. McEver	R.W. Sutton
1934	6-11- 1	.361	H.M. McEver	Wilson Bell
1935	4-15- 0	.211	H.M. McEver	Paul V. Kelsey
1936	8- 8- 0	.500	H.M. McEver	Joe Russell
1937	12- 8- 0	.600	H.M. McEver	Ray Thompson
1938	4-10- 0	.286	H.M. McEver	M.A. Cregger
1939	1-14- 0	.067	H.M. McEver	Frank Pierce
1940	7- 5- 0	.583	G.F. Laird	M.R. Cobb
1941	6-10- 0	.375	G.F. Laird	W.A. Trice
1942	10- 5- 1	.656	G.F. Laird	W.J. Henderson
1943	4- 8- 0	.333	G.F. Laird	Joseph Moody
1944	9- 4- 0	.692	H.M. McEver	Henry Caravati, Phillip DeLisi
1945	10- 4- 0	.714	G.S. Proctor	Andrew M. Dreelein, J.F. Lucas
1946	8-11- 0	.421	G.S. Proctor	John J. Kozelski, Jr.
1947	11- 6- 0	.647	G.S. Proctor	Frank B. Poole
1948	14- 8- 1	.630	G.F. Laird	Joe Foltz
1949	10-11- 0	.476	G.F. Laird	Bill Kean
1950	13- 9- 0	.591	G.F. Laird	Ralph C. Beard
1951	8-11- 0	.421	G.F. Laird	Sterling Wingo
1952	4- 9- 0	.308	G.F. Laird	Ed Pierce
1953	6- 7- 0	.462	G.F. Laird	
1954	14- 8- 0	.636	G.F. Laird	
1955	13- 8- 0	.619	G.F. Laird	Jimmy Clark
1956	9-12- 0	.429	G.F. Laird	
1957	9-12- 0	.429	G.F. Laird	
1958	9-11- 1	.452	G.F. Laird	
1959	12- 7- 0	.632	G.F. Laird	
1960	10- 9- 0	.526	G.F. Laird	
1961	9-15- 0	.375	G.F. Laird	Eddie Hite
1962	11- 6- 0	.647	G.F. Laird	Eddie Hite
1963	14- 7- 0	.667	G.F. Laird	
1964	12-10- 0	.545	G.F. Laird	



Virginia Tech's 1915 team posted an unblemished 21-0 season record.

Year	W- L- T	Pct.	Coach	Captain
1965	10-13- 0	.435	G.F. Laird	
1966	10- 6- 0	.625	G.F. Laird	
1967	14-10- 0	.583	G.F. Laird	William Gordon, Bobby Kramer
1968	17- 9- 1	.649	G.F. Laird	
1969	27- 7- 0	.794	G.F. Laird	
1970	15-11- 0	.577	G.F. Laird	
1971	16-10- 0	.615	G.F. Laird	Wayne Javins
1972	15-11- 0	.577	G.F. Laird	John Van Arnhem
1973	15-10- 0	.600	G.F. Laird	Howard Thomas
1974	15-15- 0	.500	Bob Humphreys	
1975	26-10- 0	.722	Bob Humphreys	
1976	33- 9- 0	.786	Bob Humphreys	
1977	34- 9- 0	.791	Bob Humphreys	
1978	27-17- 0	.614	Bob Humphreys	
1979	28-14- 0	.667	Chuck Hartman	Scott Atkins, Steve Dodd
1980	30-18- 0	.625	Chuck Hartman	Chip Smith, Mike Preisser, Andy Aldrich
1981	48- 9- 0	.842	Chuck Hartman	Andy Aldrich, Paul Levy, Mark Krynitsky
1982	50- 9- 0	.847	Chuck Hartman	Mark Krynitsky
1983	34-14- 0	.708	Chuck Hartman	Wayne King, John Patton
1984	41-17- 0	.707	Chuck Hartman	Todd Trickey, Chuck Boyle
1985	50-16- 1	.754	Chuck Hartman	Chuck Boyle
1986	38-21- 0	.644	Chuck Hartman	George Canale, Joe Vieni
1987	32-16- 1	.663	Chuck Hartman	Joe Vieni, Jon Hartness, Greg Mance
1988	40-20- 0	.667	Chuck Hartman	Alan El-Amin, Jimmy Hunt
1989	35-22- 0	.614	Chuck Hartman	Mike Conte, Len Wentz
1990	36-22- 0	.621	Chuck Hartman	Len Wentz, Mike Williams
1991	24-30- 0	.444	Chuck Hartman	Tim Fenn, Shaun Thomas
1992	34-17- 1	.663	Chuck Hartman	Steve Render, David Dallas
1993	34-15- 0	.694	Chuck Hartman	J.R. Hawkins, Mike Reedy, Justin Dobson
1994	32-26- 0	.552	Chuck Hartman	Justin Dobson, Denny Hedspeth
1995	34-24- 0	.586	Chuck Hartman	Bo Durkac, Braxton Bell
1996	35-24- 0	.593	Chuck Hartman	Josh Herman, Sean Hummel
1997	34-28- 0	.548	Chuck Hartman	Kevin Kurilla, Kris Turberville
1998	28-22- 2	.558	Chuck Hartman	Jon Hand, Matt Lichtel, Barry Gauch
1999	42-17- 0	.712	Chuck Hartman	Randy Martin, Barry Gauch, Eric Shiflett
2000	34-25- 2	.576	Chuck Hartman	Gray Hodges, Christian Simmers
2001	29-28- 1	.509	Chuck Hartman	Addison Bowman, Christian Simmers
2002	33- 26- 0	.559	Chuck Hartman	Chip Runyon, Brian Copeland
2003	34-23- 0	.596	Chuck Hartman	Spencer Harris, Brad Bauder
2004	29-27- 0	.518	Chuck Hartman	Josh Biber, Jed English
2005	23-28- 0	.451	Chuck Hartman	Chris Stanton, Jake Chaney

Opponents Through 112 Seasons



Team	First Meeting	LAST MEETING Year	Score	SERIES VT Opp
Akron	1953	1953	11-8	1 0
Alabama	1955	1967	6-5	3 10
Appalachian St.	1974	1997	10-4	20 11
Armstrong St.	1975	1975	7-3	2 0
Atlantic Christian	1979	1979	5-2	1 0
Auburn	1994	1994	0-7	0 1
Belmont	1978	1978	4-1	1 0
Bluefield State	1987	1987	20-1	1 0
Boston College	2001	2004	3-4	7 6
Bowling Green	1998	1998	13-9	1 0
Bridgewater	1909	1931	10-9	2 0
Brockport (N.Y.)	1972	1972	17-3	2 0
Brown	1969	1969	7-0	2 0
Buffalo State	1977	1977	14-2	1 0
Cal State Fullerton	2000	2000	6-8	0 1
Cal State Northridge	1991	1991	7-10	0 1
California St. (Pa.)	1979	1980	7-4	3 1
Campbell	1997	2005	4-2	11 6
Canisius	1977	1977	17-1	1 0
Carson-Newman	1975	1975	0-2 (12)	0 1
Castleton State	1963	1968	6-1	7 0
Central Michigan	1977	2001	5-6	0 3
Charleston Southern	1993	2003	8-6	3 2
Charlotte	1980	2002	8-2	20 13
Cincinnati	1979	1991	4-10	37 14
Citadel	1958	2002	12-3	8 7
* Clemson	1902	2005	2-6	19 21
Coastal Carolina	1988	1988	8-3	1 1
Colgate	1912	1928	10-11	1 3
College of Charleston	1993	1993	5-3	1 0
Columbus College	1986	1986	3-4	1 1
Concord	1919	1977	9-1	5 0
Connecticut	1976	2004	10-0	10 5
Cornell	1964	2003	8-2	3 1
Creighton	1991	1991	3-6	0 1
David Lipscomb	1978	1978	7-15	0 1
Davidson	1902	1982	9-3	27 6
Dayton	1996	2000	2-3	13 3
Delaware	1907	1948	6-7	4 4
Detroit Mercy	1992	1992	6-1	2 1
Duke	1907	2005	2-0	12 15
Duquesne	1996	2004	15-17	13 6
East Carolina	1957	1995	10-4	7 8
East Tennessee St.	1967	2005	3-5	30 16
Eastern Connecticut	1979	1979	4-3	1 0
Eastern Michigan	1968	1974	5-4	2 2
* Elon	1914	1988	5-6	14 10
* Emory & Henry	1898	1947	11-10	34 1
Evansville	1994	1999	7-3	4 0
Florida	1921	1977	4-9	1 1
Florida State	1967	2005	1-8	4 23
Fordham	1998	1998	1-3	1 3
Fresno State	1989	1995	8-0	2 1
Furman	1916	1989	3-5	11 11
* George Mason	1982	2005	0-2	15 13
George Washington	1948	2000	8-1	30 25
Georgetown	1919	2004	16-3	9 6
Georgia Southern	1917	1998	19-8	12 20
Georgia State	1980	1983	6-0	1 3
Georgia Tech	1980	2005	1-11	2 7
Gonzaga	1995	1995	0-5	0 1
* Hampden-Sydney	1896	1952	7-10	27 13
* High Point	1974	2005	6-5(12)	18 6
Hofstra	1999	1999	11-16	0 1
Holy Cross	1993	1995	14-0	2 0
Howard	1975	1998	16-3	60 5
Indiana	1980	1980	9-7	3 0
Indiana (Pa.)	1972	1972	6-2	2 0
* Indiana State	1991	1998	7-7	1 0
Iowa	1986	1986	5-3	1 2
James Madison	1978	2005	14-10	20 26
Johns Hopkins	1971	1971	29-2	2 0
Kansas State	1989	1989	6-3	1 0
Kent	1969	2003	16-5	6 3
Kentucky	1924	1969	9-2	4 3
King College	1897	1925	25-2	6 0
La Salle	1996	2000	11-8	11 2



Freshman Todd Trickey tossed a no-hitter against Old Dominion in 1981.

Team	First Meeting	LAST MEETING Year	Score	SERIES VT Opp
Lehigh	1908	1975	7-4	3 2
LeMoyne	2002	2002	10-15	1 1
Liberty	1979	2005	9-4	28 20
Loch Haven State	1975	1975	9-5	1 0
Long Island	2001	2001	11-0	2 0
Longwood	1981	1987	16-6	6 0
Louisville	1979	1995	6-2	45 12
Lynchburg College	1897	1946	9-4	13 2
Maine	1961	1997	2-9	3 3
Marietta	1967	1969	5-1	3 0
Marshall	1918	2005	4-12	22 8
* Maryland	1898	2005	4-5	12 29
Massachusetts	1969	2000	9-6	11 5
Memphis State	1979	1991	4-5	5 11
Mercer (Macon)	1983	1983	13-9	1 1
Methodist	1988	1988	2-9	0 1
Miami (FL)	2005	2005	5-9	0 3
Miami (O.)	1969	1999	8-2	3 2
Michigan	1997	1997	2-11	0 2
Michigan State	1951	1964	6-10	0 3
Milligan	1975	1978	3-1	7 0
Missouri	1989	1989	9-7	1 0
Morehead State	2003	2004	11-7	4 0
Morris-Harvey (U of C)	1973	1979	5-4	9 0
Navy	1938	2005	9-0	1 1
Nevada	1995	1995	9-12	1 1
Newberry	1977	1979	5-6	1 1
New Orleans	1988	1988	1-4	0 1
New York Tech	1988	1988	2-1	1 0
* North Carolina	1896	2005	3-17	22 41
North Carolina A&T	1981	1998	19-8	28 1
* NC State	1907	2005	5-4(12)	15 24
Notre Dame	1955	2004	1-2	6 7
Old Dominion	1967	2002	1-2	55 17
Ohio	1942	2004	6-1	8 14

Team	First Meeting	LAST MEETING Year	Score	SERIES VT Opp
Ohio State	1955	1956	3-21	0 3
Ohio Wesleyan	1939	1948	8-3	1 2
Oklahoma	1978	1978	4-2	1 0
Oklahoma State	2004	2004	0-2	0 1
Oneonta State	1968	1985	15-3	11 0
Pembroke State	1973	1974	3-7	1 2
* Pittsburgh	1922	2004	11-12	6 10
Point Park	1982	1982	13-7(8)	3 0
Portland	1995	1995	3-4	0 1
Princeton	1929	1929	7-1	1 0
Purdue	1994	1998	8-11	2 2
Radford	1989	2005	7-1	25 9
Randolph-Macon	1895	1917	1-2	12 2
Rhode Island	1997	2000	12-0	5 1
* Richmond	1904	2005	18-6	66 72
Rider	1986	1986	12-10	1 1
Roanoke College	1893	1948	8-2	30 17
Rochester	1967	1967	17-5	2 0
Rollins	1954	2001	3-5	4 9
Rutgers	1910	2004	3-10	6 8
Savannah State	2005	2005	11-7	1 0
St. Bonaventure	1999	1999	12-10	3 0
St. John's	1998	2004	0-2	6 6
St. Joseph's	1999	1999	19-9	3 0
St. Louis	1979	1982	13-3	7 0
* Seton Hall	2001	2004	6-0	6 5
Shippensburg State	1973	1984	5-3	9 0
Siena	1999	1999	11-5	1 0
South Carolina	1902	1993	2-13	31 32
South Florida	1992	2004	4-3	7 11
S.E. Louisiana	1990	1990	1-9	0 1
S.E. Oklahoma	1978	1978	11-15	0 1
Southern California	1997	2000	3-8	1 2
Southern Connecticut	1960	1974	14-2	2 0
Southern Mississippi	1983	1995	3-2	12 16
Stetson	1980	2004	2-15	1 7
Syracuse	1925	1926	4-1	2 1
Temple	1996	1999	4-3	2 0
Tennessee	1902	2001	4-7	9 8
Toledo	1998	1998	4-3	1 0
Towson	1987	2004	8-5	4 0
Trevecca	1978	1978	8-3	1 0
Tulane	1979	1995	3-4	13 14
UNC Greensboro	1992	1993	7-5	4 1
UNC Wilmington	1988	2004	6-9	8 9
U.S. International (Cal.)	1989	1989	8-6	1 0
Vanderbilt	1978	1978	17-9	1 0
Vermont	1934	1934	8-6	1 0
Villanova	2001	2005	3-5	8 3
Virginia	1900	2005	5-8	74 73
Va. Commonwealth	1978	2005	3-7	37 26
* VMI	1897	2005	2-6	117 45
Wake Forest	1911	2005	7-6	28 31
* Washington & Lee	1897	1959	6-1	44 49
Washington State	1989	1989	1-6	0 1
West Georgia	1983	1983	3-2	1 1
* West Virginia	1905	2004	2-8	50 30
West Virginia Tech	1940	1947	14-4	3 0
* Western Carolina	1974	2002	5-1	10 5
Western Michigan	2002	2002	12-7	2 1
Westfield State	1981	1981	15-4	2 0
William & Mary	1914	2005	10-3	79 28
Wingate	1981	1985	7-5(12)	3 2
Winthrop	1998	1998	8-12	0 1
Wofford	1923	1948	8-9	1 1
Wyoming	1995	1995	7-3	1 0
Xavier	1996	2000	6-1	11 6
Others				97 69

*Ties: 3 with **Clemson**; 2 each with **Elon**, **North Carolina**, **N.C. State**; 1 each with **Indiana State**, **West Virginia**, **Emory & Henry**, **Hampden-Sydney**, **Maryland**, **Pittsburgh**, **Richmond**, **VMI**, **Washington & Lee**, **Western Carolina**, **High Point**, **George Mason**, **Seton Hall**.

Bold indicates this year's opponents.

THE HARTMAN YEARS

Since Virginia Tech fielded its first baseball team in 1892, the Hokies have compiled an overall record of 1,810 victories, 1,196 losses and 26 ties in 112 seasons (no teams in 1894 and 1899) — a winning percentage of .602. Over the last 47 years, Tech has suffered just three losing seasons, and during Coach Chuck Hartman's 27 years at the helm, the Hokies have averaged 35 wins a season.

Following is a year-by-year look at Tech's results under Hartman:

1979 (28-14)

VT Opp.

Wh	10-	8	George Washington
Wa	3-	2	Furman (10)
La	5-	6	Newberry
La	3-	12	South Carolina
La	8-	11	South Carolina
Wa	7-	6	South Carolina
Wn16	4-	3	Eastern Connecticut
Wa	5-	2	Atlantic Christian
Wa	6-	3	East Carolina
La	2-	6	East Carolina
Wa	9-	4	William & Mary
Lh	4-	5	Liberty Baptist
Wh	5-	4	VCU
Wh	10-	2	James Madison
La	4-	5	VCU
Wa	4-	1	Richmond
Wa	6-	5	Richmond
Wh	6-	2	William & Mary
Wa	3-	1	East Tenn. State
Wa	9-	0	VMI
Wa	5-	4	Morris Harvey
Wh	6-	3	Old Dominion (7)
Wh	9-	8	Appalachian State
La	7-	8	Liberty Baptist
Ln17	2-	9	Virginia
Wh	9-	8	Richmond (8)
Wh	7-	6	Richmond
Wh	4-	0	Virginia
Wa	10-	8	James Madison
Wh	8-	5	Maryland
Lh	4-	6	Louisville
Wh	15-	1	Louisville
Wh	4-	2	California State (Pa.)
Wh	11-	5	California State (Pa.)
Wa	8-	6	Cincinnati
La	1-	5	Cincinnati
La	1-	2	Cincinnati
Lh	8-	10	East Tenn. State
Wh	12-	8	Clemson

METRO TOURNAMENT

Wn4	9-	2	St. Louis
Ln4	3-	4	Tulane
Ln4	1-	5	Memphis State

257-203

1980 (30-18)

VT Opp.

La	1-	4	Davidson
Wa	7-	4	William & Mary
Wa	5-	0	William & Mary
Wa	11-	3	Catawba
Wa	9-	4	Catawba
La	6-	12	Georgia State
La	0-	1	Georgia State
Wn18	12-	1	Indiana
La	9-	18	Stetson
Wn18	9-	6	Pittsburgh
Wn18	9-	6	Indiana
La	4-	5	Stetson (12)
Wn18	12-	9	Pittsburgh
Wn18	9-	7	Indiana
Wa	7-	1	UNC Charlotte
La	4-	5	UNC Charlotte
Lh	2-	9	California State (Pa.)
Wh	7-	4	California State (Pa.)
La	6-	10	James Madison
La	3-	4	VCU
La	6-	14	Richmond
Wa	6-	3	Old Dominion
La	6-	10	Old Dominion
Wh	9-	6	East Tenn. State
La	3-	4	East Tenn. State
Wa	6-	3	Liberty Baptist
Wh	10-	2	James Madison
Lh	3-	4	Richmond
Wh	6-	0	Old Dominion
Wh	9-	3	Old Dominion
Wa	9-	8	Louisville
La	9-	17	Louisville
Wa	5-	4	Louisville
Wh	9-	5	VCU

Wh	17-	9	VCU
Wh	8-	2	VMI
Wh	6-	1	Liberty Baptist
Wa	7-	6	Appalachian State (9)
Wa	5-	2	Appalachian State
Wn19	19-	11	West Virginia
Wa	4-	2	Clemson
La	0-	8	Clemson
Wa	12-	11	Georgia Tech
La	16-	22	Georgia State

METRO TOURNAMENT

Wn4	10-	6	Cincinnati
Wa	12-	4	Florida State
Ln4	5-	14	Memphis State
La	6-	13	Florida State

355-307

1981 (48-9)

VT Opp.

La	3-	10	N.C. State
Wa	5-	2	North Carolina A&T
Wa	9-	3	North Carolina A&T
Wa	16-	2	Wake Forest
Wa	9-	3	Wingate
Wa	13-	5	Davidson
La	2-	3	Davidson
Wh	15-	6	Westfield State
Wh	15-	4	Westfield State
Wa	7-	5	East Tenn. State
Wh	9-	5	Old Dominion
Wh	8-	0	Old Dominion
Wh	7-	2	Shippensburg State
Wh	12-	10	Shippensburg State
Wh	6-	5	VCU
Wh	13-	1	VCU
Wh	14-	1	St. Louis
Wh	10-	2	St. Louis
Wh	9-	8	St. Louis (8)
Wh	11-	5	Richmond
Lh	0-	3	Liberty Baptist
Wh	19-	0	Bluefield
Wh	22-	2	Bluefield (5)
Wa	14-	0	VMI (7)
Wa	9-	3	Cincinnati
Wa	15-	0	Cincinnati
Wa	11-	5	Cincinnati
Wh	11-	7	William & Mary
Wh	12-	4	William & Mary
Wh	13-	3	Longwood (7)
Wa	13-	9	James Madison
La	8-	20	Old Dominion
Wa	4-	2	Old Dominion
La	5-	6	Richmond

Wh	16-	7	Howard
Wh	5-	4	Howard
Wh	3-	2	Howard
Wh	13-	1	VMI
Wh	12-	5	Louisville
Wh	7-	5	Louisville
Wh	13-	8	Louisville
Wh	10-	0	Louisville
Wh	8-	1	UNC Charlotte
Wh	10-	1	UNC Charlotte
La	9-	10	Virginia
Wa	8-	3	VCU
Wa	14-	6	VCU
Wn19	13-	6	West Virginia
Wh	8-	5	Wingate
Wh	11-	1	Virginia
La	3-	6	Liberty Baptist
Wh	11-	5	James Madison
Wh	12-	6	Richmond
Wa	4-	3	Georgia Tech

METRO TOURNAMENT

Ln4	12-	14	Tulane
Wn4	24-	10	Cincinnati
Ln4	8-	9	Memphis State

583-264


1982 (50-9)

VT Opp.

La	4-	13	Wingate
Wa	6-	0	North Carolina A&T
Wa	8-	1	North Carolina A&T
Wh	8-	3	Point Park
Wh	17-	4	Point Park
Wh	13-	7	Point Park (8)
Wa	9-	3	Davidson
Wh	10-	8	Appalachian State
Wh	1-	0	Appalachian State
Wh	2-	0	Utica (5)
Wh	18-	2	Shippensburg State
Wh	7-	6	Shippensburg State (8)
La	2-	7	Florida State
La	4-	12	Florida State
Wa	5-	1	Florida State (7)
Wn9	5-	2	East Tenn. State
Wh	11-	3	Longwood
Wh	15-	1	George Mason
Wa	6-	0	Louisville
Wa	10-	8	Louisville
La	7-	9	Louisville
Wa	3-	1	St. Louis
Wa	8-	2	St. Louis (12)
Wa	13-	3	St. Louis (7)
Wa	11-	6	VMI



Third baseman Jim Stewart was named first-team All-America in 1982 when he batted .404.



Paul Levy became the first Tech left-hander to reach double figure pitching victories in a season with 11 in 1981.

Wa	12-	4	VMI (5)
Wa	22-	2	Richmond (7)
Wh	10-	8	Cincinnati
Wh	11-	3	Cincinnati
Lh	3-	4	Cincinnati
Wh	6-	5	Old Dominion
Wh	9-	8	Old Dominion
Wh	21-	1	Bluefield (6)
La	6-	8	James Madison
Wa	4-	3	VCU
Wh	13-	2	North Carolina A&T
Wh	11-	7	North Carolina A&T
Wh	15-	2	Howard
Wh	5-	1	Howard
Wh	16-	8	Richmond
Wa	7-	0	George Mason
Wh	9-	1	James Madison
Wh	8-	7	William & Mary (9)
Wh	16-	5	William & Mary
Wh	23-	10	VCU
Wa	8-	1	East Tenn. State
Ln19	4-	7	West Virginia
Wn19	15-	2	West Virginia
Wn17	10-	6	Virginia
Wa	13-	4	Virginia
Wh	9-	2	Virginia
Wa	11-	6	Liberty Baptist
Wh	17-	7	Liberty Baptist
Wh	7-	5	East Tenn. State
Wh	4-	1	East Tenn. State
Wh	4-	0	East Tenn. State

METRO TOURNAMENT

Ln4	5-	8	Tulane (10)
Wn4	17-	8	Cincinnati
La	1-	2	Florida State

555-250

1983 (34-14)

VT Opp.

Wa	7-	1	North Carolina A&T
La	9-	11	North Carolina A&T
Wa	11-	1	N.C. State

Wa	4-	1	Wake Forest (5)
Wh	7-	3	George Washington
Wh	9-	0	George Washington
La	1-	14	Mercer
Wa	13-	9	Mercer
La	4-	9	West Georgia
Wa	3-	2	West Georgia
Wa	6-	0	Georgia State
Wh	11-	5	Shippensburg State
Wh	6-	2	Shippensburg State
Wh	6-	1	Oneonta State
Wh	2-	1	Oneonta State
Wh	7-	3	UNC Charlotte
Wa	6-	5	Richmond
Wa	9-	4	VCU
Wh	6-	4	VCU
Lh	14-	15	George Mason
Wh	12-	9	Wake Forest
Wa	14-	6	East Tenn. State
Wh	11-	3	North Carolina A&T
Wh	11-	1	North Carolina A&T
Lh	1-	4	James Madison
La	2-	4	Old Dominion
Wa	12-	5	Old Dominion
La	5-	13	James Madison
Wa	16-	4	George Mason
Wn19	4-	1	West Virginia
Wn19	5-	3	West Virginia
Wn17	11-	10	Virginia
Wa	8-	3	Virginia
Wh	12-	11	Virginia
Wh	10-	9	VMI
Wh	5-	4	VMI
Lh	4-	5	Richmond
La	3-	5	Liberty Baptist
Wh	4-	2	Liberty Baptist
Wh	7-	6	Howard
Wh	7-	1	Howard
Lh	9-	13	Howard
Lh	3-	4	East Tenn. State
Wh	10-	9	East Tenn. State (12)
La	8-	18	Georgia Tech

METRO TOURNAMENT

Ln4 7- 9 Cincinnati (10)
 Wn4 11- 2 So. Mississippi
 Ln4 0- 1 Memphis State
 353-255

1984 (41-17)

VT Opp.
 Wa 9- 7 High Point
 Wa 11- 2 High Point
 Wa 14- 0 North Carolina A&T (5)
 Wa 12- 1 North Carolina A&T
 Wa 7- 1 Elon
 La 2- 3 Elon
 Wa 10- 2 Wake Forest
 Wa 7- 3 Clemson
 La 2- 6 Clemson
 La 0- 9 Clemson
 La 1- 4 South Carolina
 La 4- 5 South Carolina
 Wh 5- 1 Utica
 Wh 9- 2 Utica
 Wh 12- 4 Utica
 Lh 6- 9 Wingate
 Wh 6- 3 Shippensburg State (6)
 Wh 5- 3 Shippensburg State
 Wh 8- 2 Oneonta State
 Wh 8- 3 Oneonta State
 Lh 3- 7 Liberty Baptist
 Wh 2- 0 VCU
 Wh 7- 5 VCU
 Wa 9- 6 Richmond
 La 0- 5 George Mason
 Lh 1- 5 Appalachian State
 Wh 18- 1 North Carolina A&T (5)
 Wh 25- 0 North Carolina A&T (5)
 Wh 8- 5 South Carolina
 Lh 1- 3 South Carolina
 Lh 5- 6 James Madison
 Wh 11- 5 East Tenn. State
 Wh 5- 2 Cincinnati
 Wh 4- 0 Cincinnati (8)
 Wh 15- 5 Cincinnati
 Wa 13- 4 East Tenn. State
 Wa 7- 4 Appalachian State
 Lh 6- 7 UNC Charlotte
 La 8- 9 James Madison
 La 8- 10 Louisville
 Wh 6- 3 Longwood
 Wa 8- 5 Old Dominion
 Wn20 9- 4 Virginia
 Wh 5- 3 Virginia
 Wa 10- 9 Virginia
 Wa 16- 3 Liberty Baptist
 Wa 6- 4 VMI
 Wa 13- 4 VMI
 Lh 4- 6 Richmond
 Wh 17- 2 Howard
 Wh 25- 8 Howard
 Wh 16- 10 Howard
 Wa 3- 2 UNC Charlotte (10)
METRO TOURNAMENT
 Ln4 6- 12 Memphis State
 Wn4 11- 7 Louisville
 Wn4 17- 5 So. Mississippi
 Wn4 6- 3 South Carolina
 La 3- 17 Florida State
 475-265

1985 (50-16-1)

VT Opp.
 Wa 3- 1 High Point
 Wa 2- 0 High Point
 Wa 7- 5 North Carolina A&T
 Wa 3- 2 North Carolina A&T (5)
 Wa 4- 2 Elon
 La 2- 3 Elon
 Wa 7- 5 Wingate (12)
 La 6- 9 Wake Forest
 Wh 4- 0 William & Mary
 Wh 10- 1 William & Mary
 Th 4- 4 Clemson
 Wh 14- 7 Clemson
 Wh 20- 6 Clemson
 Wh 1- 0 Utica
 Wh 4- 2 Utica
 Wh 11- 0 Utica
 Wa 13- 6 Louisville
 La 10- 11 Louisville

Lh 2- 9 James Madison
 Wh 11- 0 Oneonta State
 Wh 15- 3 Oneonta State
 Wh 3- 2 UNC Charlotte
 Wh 15- 4 VCU
 Wa 6- 0 Richmond (5)
 Wh 17- 6 George Washington
 Lh 3- 7 South Carolina (7)
 Lh 3- 13 South Carolina
 Wh 8- 4 South Carolina (8)
 Wa 14- 2 Appalachian State
 Wa 28- 7 East Tenn. State (7)
 Wh 13- 11 Richmond
 Wh 15- 5 North Carolina A&T (5)
 Wh 18- 6 North Carolina A&T (5)
 Wh 9- 7 Cincinnati
 Wh 10- 5 Cincinnati
 Wh 13- 2 Cincinnati
 Wa 4- 3 UNC Charlotte
 Wh 10- 8 Longwood
 Wh 9- 6 East Tenn. State
 Wh 13- 10 Louisville
 Wh 13- 3 Louisville
 Wh 5- 1 Louisville
 Lh 4- 9 George Mason
 Lh 0- 11 Appalachian State
 Wh 13- 3 VMI
 Wa 10- 7 James Madison
 Wa 9- 7 Cincinnati
 Wa 5- 3 Cincinnati
 La 9- 12 Cincinnati
 La 8- 9 South Carolina
 La 6- 7 South Carolina
 Wa 10- 4 South Carolina
 La 9- 16 VCU
 Wh 14- 13 Virginia
 La 2- 3 Virginia
 La 0- 1 George Mason
 Wh 21- 7 Liberty Baptist
 Wa 12- 10 Liberty Baptist
 Wa 16- 3 VMI
 Wh 13- 0 Howard
 Wh 13- 12 Howard (10)
 Wh 9- 6 Howard
METRO TOURNAMENT
 Wn4 16- 8 Tulane
 Wa 8- 5 Florida State
 Ln4 6- 9 South Carolina
 Wn4 14- 12 Tulane
 La 1- 3 Florida State
 610-368

1986 (38-21)

VT Opp.
 La 3- 4 High Point
 Wa 6- 5 High Point
 Wa 15- 2 North Carolina A&T (6)
 Wa 11- 0 North Carolina A&T (5)
 La 3- 12 Wake Forest
 Lh 5- 6 South Carolina (10)
 Lh 6- 8 South Carolina
 Lh 2- 11 South Carolina
 Wh 9- 4 George Mason
 Wa 12- 10 William & Mary (12)
 Wh 9- 8 Louisville
 Wh 7- 0 Louisville
 Wa 6- 2 Columbus
 La 3- 4 Columbus
 La 3- 10 Stetson
 Ln18 3- 8 Rider
 Ln18 3- 4 Iowa
 La 13- 15 Stetson
 Ln18 2- 11 Iowa
 Wn18 12- 10 Rider
 Wa 5- 2 Stetson
 Wn18 5- 3 Iowa
 La 4- 7 Appalachian State
 Wh 15- 4 Richmond
 Wh 10- 6 North Carolina A&T
 Wh 10- 0 North Carolina A&T (5)
 Wa 5- 1 South Carolina
 Wa 6- 1 South Carolina
 Wa 6- 5 South Carolina
 Wh 14- 3 East Tenn. State (7)
 Lh 7- 12 Appalachian State
 Wa 9- 8 James Madison
 Wa 17- 4 Richmond
 Wa 10- 4 Cincinnati
 La 7- 11 Cincinnati

Wa 11- 7 Cincinnati
 Lh 8- 11 Virginia
 Wh 9- 8 VCU (8)
 La 4- 7 UNC Charlotte
 Wh 14- 9 Longwood
 Wh 14- 3 Cincinnati
 Wh 7- 6 Cincinnati
 Lh 5- 9 Cincinnati (6)
 Wa 13- 12 Virginia (12)
 Wh 10- 8 James Madison
 Wa 8- 2 Louisville
 Wa 15- 14 Louisville
 La 10- 11 Louisville
 Wh 16- 15 Liberty
 Wh 14- 11 Old Dominion
 Wh 27- 4 VMI
 Wa 9- 7 Old Dominion
 La 0- 16 Liberty
 Wh 16- 15 Howard
 Wh 8- 5 Howard
 Wh 30- 0 Howard
 Wa 9- 6 VMI
METRO TOURNAMENT
 Ln4 5- 6 Cincinnati
 Ln4 8- 11 Memphis State
 533-408

1987 (32-16-1)

VT Opp.
 Wa 6- 1 Duke
 Wa 14- 1 North Carolina A&T (5)
 Wa 11- 1 North Carolina A&T (6)
 Wh 12- 1 Louisville
 Wh 4- 0 Louisville
 Wh 10- 2 Louisville
 Wh 20- 1 Bluefield State
 Wh 4- 3 Ohio
 Lh 2- 14 Ohio
 Wh 7- 3 VCU
 Wa 11- 6 Towson State
 Wa 9- 1 George Mason
 Ta 5- 5 Maryland (11)
 Wh 16- 6 Longwood
 Wa 2- 0 Louisville
 Wa 2- 1 Louisville
 Wa 11- 4 Louisville
 Lh 7- 10 William & Mary
 La 4- 11 South Carolina
 La 8- 14 South Carolina
 La 8- 9 South Carolina
 La 6- 9 Richmond

La 4- 5 William & Mary
 Wh 11- 1 Cincinnati
 Lh 1- 13 Cincinnati
 Wh 9- 6 Appalachian State
 Lh 7- 8 Appalachian State
 La 1- 2 Cincinnati
 Wa 16- 0 Cincinnati
 Wa 4- 1 Cincinnati
 Wh 10- 8 George Mason
 Wa 3- 1 Liberty
 Wh 8- 6 Liberty
 La 1- 7 UNC Charlotte
 Wh 14- 4 Old Dominion
 Lh 12- 13 VMI (10)
 Wa 3- 2 Old Dominion
 Wh 10- 6 Howard
 Wh 12- 2 Howard (6)
 Wh 10- 1 Howard
 Wa 7- 3 Tennessee
 Lh 6- 8 UNC Charlotte
 La 2- 3 VCU (12)
 Wa 8- 3 Virginia
 Wn21 8- 4 Virginia
 Wh 11- 5 Virginia (forfeit)
METRO TOURNAMENT
 Wn12 2- 1 Cincinnati
 Ln12 4- 5 Florida State
 Ln12 9- 14 So. Mississippi
 372-235


1988 (40-20)

VT Opp.
 Wa 21- 4 High Point
 Wa 20- 7 High Point
 La 2- 8 Coastal Carolina
 Wa 8- 3 Coastal Carolina
 Wa 10- 4 UNC Wilmington
 La 6- 10 UNC Wilmington
 Wa 7- 2 UNC Wilmington
 La 2- 9 Methodist
 La 5- 6 Elon
 Wh 10- 3 Louisville
 Wh 4- 3 Louisville
 Wh 13- 2 Louisville
 La 1- 8 George Mason
 Wa 17- 3 William & Mary
 Wh 8- 6 Ohio
 Lh 1- 2 Ohio
 Wh 13- 2 Wake Forest
 Lh 3- 8 West Virginia
 Wh 10- 7 West Virginia

Wh 17- 5 William & Mary
 Wa 12- 1 Louisville
 Wa 21- 3 Louisville
 Wa 9- 7 Louisville
 Wh 11- 9 Appalachian State
 Wh 11- 8 VCU
 Wh 13- 2 South Carolina
 Lh 4- 6 South Carolina (8)
 Wh 9- 7 South Carolina
 Wh 12- 8 Tennessee
 La 7- 15 James Madison
 Wh 12- 1 Howard
 Wh 18- 1 Howard
 Wh 12- 10 Howard
 Wh 14- 8 Howard
 Lh 8- 9 Richmond
 La 6- 10 South Carolina
 La 0- 7 South Carolina
 La 1- 10 South Carolina
 Wa 11- 8 Virginia
 Wh 9- 4 George Mason
 Wa 6- 4 Cincinnati
 La 2- 8 Cincinnati
 La 1- 2 Cincinnati (10)
 Wh 26- 2 Liberty
 Wh 14- 1 Liberty
 Wh 12- 1 East Tenn. State (7)
 Wh 25- 3 UNC Charlotte
 Wh 9- 1 Cincinnati
 Wh 16- 9 Cincinnati
 Lh 3- 5 Cincinnati
 La 6- 7 VCU (10)
 Wa 10- 5 Richmond
 Wn22 2- 1 New York Tech (7)
 Wa 4- 2 Old Dominion (7)
 Ln22 1- 4 New Orleans
 Wh 19- 12 James Madison
 Wh 18- 8 Old Dominion
METRO TOURNAMENT
 Wn4 8- 1 Cincinnati
 La 6- 9 Florida State
 Ln4 1- 6 Memphis State
 567-327

1989 (35-22)

VT Opp.
 Wa 5- 2 Furman
 La 3- 5 Furman
 Wa 3- 1 Louisville
 Wa 10- 5 Louisville
 La 6- 7 Louisville
 La 2- 14 Fresno State
 Wn23 9- 7 Missouri
 Wn23 10- 7 Liberty
 Ln23 1- 6 Washington State
 Wn23 8- 6 U.S. International
 Wn23 6- 3 Kansas State
 Wh 7- 2 George Mason
 Wh 9- 1 Cincinnati
 Wh 6- 2 Cincinnati
 Wh 11- 4 Cincinnati
 Wh 8- 4 East Tenn. State
 Lh 4- 6 Liberty (10)
 La 2- 3 Radford (11)
 Wa 7- 1 Old Dominion
 Wh 38- 9 Howard
 Wh 8- 5 Howard
 Lh 4- 5 Howard
 Wh 7- 4 Howard
 Wa 3- 1 West Virginia
 Wa 12- 6 West Virginia
 Wa 8- 1 East Tenn. State
 Wa 2- 1 Memphis State
 La 6- 7 Memphis State
 La 1- 2 Memphis State
 Wh 20- 8 VMI
 Wa 3- 2 Appalachian State
 La 10- 11 Appalachian State
 Wh 19- 1 William & Mary
 Wh 10- 5 South Carolina
 Wh 6- 3 South Carolina
 Wh 4- 0 South Carolina
 Wh 7- 3 Radford
 Lh 1- 5 Richmond
 Lh 4- 9 VCU
 Lh 9- 10 Virginia (10)
 Wa 7- 5 Florida State
 La 8- 14 Florida State
 La 4- 8 Florida State



Trey McCoy hit over 20 home runs in three consecutive seasons (1986-88).

THE HARTMAN YEARS

Wa 21- 7 William & Mary
 Ln21 2- 6 Virginia
 La 3- 9 VCU
 Wa 9- 3 George Mason
 La 6- 10 James Madison
 Wh 20- 19 Old Dominion (10)
 Lh 1- 2 UNC Charlotte
 Lh 3- 10 So. Mississippi
 Wh 12- 3 So. Mississippi
 Wh 4- 1 So. Mississippi
METRO TOURNAMENT
 Wn12 8- 0 Cincinnati
 Ln12 4- 7 So. Mississippi
 Wa12 8- 4 South Carolina
 Ln12 2- 8 Florida State
 421-300

1990 (36-22)

VT Opp.
 La 2- 6 Liberty
 Wh 14- 5 Maryland
 Wa 16- 6 George Washington
 Wa 6- 5 VCU (10)
 Lh 2- 3 East Tenn. State
 Wh 9- 2 VMI
 Wa 19- 5 East Tenn. State
 La 4- 7 Tulane
 La 5- 7 Tulane
 Wa 7- 1 Tulane
 La 1- 9 S.E. Louisiana
 Wh 5- 1 VCU
 Wh 5- 4 Appalachian State
 Lh 2- 9 Appalachian State
 Wh 14- 3 Radford
 Wh 9- 8 Western Carolina
 La 6- 18 Western Carolina
 Wa 21- 6 Tennessee
 Wh 7- 2 Howard
 Wh 9- 2 Howard (5)
 Wh 23- 4 Howard
 Wh 17- 5 Howard (7)
 Wh 12- 2 West Virginia
 Wh 9- 8 West Virginia
 Wh 11- 4 Richmond
 Wh 9- 8 Memphis State
 Wh 9- 6 Memphis State
 Wh 4- 0 Memphis State
 Wh 5- 4 Liberty (14)
 Wh 6- 2 William & Mary
 Wn21 8- 1 Virginia
 Wa 10- 3 Richmond
 Wa 8- 5 South Carolina
 La 0- 6 South Carolina
 Wa 8- 3 South Carolina (12)
 Wa 15- 8 Radford
 La 3- 4 Old Dominion
 La 13- 14 Virginia
 Wh 5- 0 Louisville (5)
 Wh 8- 5 Louisville
 Wh 13- 3 Louisville
 La 1- 5 James Madison
 Lh 3- 13 Old Dominion
 Wh 14- 7 Virginia
 La 4- 5 UNC Charlotte (12)
 Wn20 10- 1 UNC Charlotte
 Ln24 2- 4 Duke
 Ln25 4- 6 Florida State
 Lh 1- 5 Florida State
 Lh 14- 25 Florida State
 La 0- 5 So. Mississippi
 La 1- 2 So. Mississippi
 La 3- 7 So. Mississippi
METRO TOURNAMENT
 Wn26 6- 4 Memphis State
 Ln26 3- 11 Florida State
 Wn26 2- 1 South Carolina
 Wn26 3- 2 Cincinnati
 Ln26 5- 12 Florida State
 435-319

1991 (24-30)

VT Opp.
 La 0- 1 UNC Charlotte
 Wh 7- 2 George Mason
 La 3- 9 William & Mary
 Wh 11- 1 Western Carolina
 Wh 15- 10 Western Carolina
 Wh 9- 7 Howard
 Wh 13- 0 Howard

Wh 7- 4 Howard
 Ln23 7- 10 Cal State Northridge
 Ln23 3- 6 Creighton
 Ln23 3- 4 North Carolina
 Wa 4- 0 Fresno State
 Wn23 4- 2 Indiana State
 Ln23 1- 11 North Carolina
 Wh 9- 4 UNC Charlotte
 Lh 3- 5 VCU
 Wh 14- 11 Cincinnati
 Wh 14- 6 Cincinnati
 Wh 16- 12 Cincinnati
 Lh 1- 6 James Madison (5)
 Lh 7- 10 Appalachian State
 Wa 17- 5 Louisville
 La 1- 6 Louisville
 La 3- 13 Louisville
 Lh 10- 13 Richmond
 Wa 7- 6 Virginia
 La 9- 10 Appalachian State
 La 12- 15 Memphis State
 La 4- 5 Memphis State
 Ln21 2- 5 Virginia
 Lh 5- 6 Old Dominion
 Wh 4- 3 South Carolina
 Lh 4- 13 South Carolina
 Wh 6- 5 South Carolina
 Wa 12- 3 VMI
 Wh 11- 5 Virginia
 Wn25 20- 5 Radford
 Wh 5- 1 Tulane
 Wh 3- 1 Tulane
 Wh 18- 12 Tulane
 Lh 6- 8 Liberty
 Wh 16- 1 VMI
 La 3- 5 VCU
 La 2- 6 George Mason
 Wa 10- 9 Richmond
 La 4- 9 Old Dominion
 La 2- 3 Florida State
 La 1- 4 Florida State
 La 1- 11 Florida State
 Ln24 4- 11 So. Mississippi
 Lh 3- 9 So. Mississippi
 Lh 0- 4 So. Mississippi
METRO TOURNAMENT
 Ln25 1- 17 South Carolina
 Ln25 4- 10 Cincinnati
 362-360

1992 (34-17-1)

VT Opp.
 Wa 11- 6 UNC Wilmington
 Wa 14- 3 UNC Greensboro
 Wa 12- 6 UNC Greensboro
 Wh 16- 5 VMI
 Wh 14- 2 Western Carolina
 Th 5- 5 Western Carolina (11)
 Wh 3- 2 Howard
 Wh 8- 2 Howard
 Wh 20- 4 Howard
 Wn5 12- 4 Detroit Mercy
 Wa5 10- 7 Georgia Southern
 Ln5 0- 7 Detroit Mercy (5)
 Wn5 6- 1 Detroit Mercy
 Wa5 9- 6 Georgia Southern
 Ln5 7- 10 UNC Greensboro
 Wn5 12- 3 UNC Greensboro
 Wa 10- 1 Western Carolina
 Wh 5- 3 Kent
 Wh 5- 4 Kent
 Wh 9- 3 William & Mary
 Wh 18- 10 Tulane
 Wh 11- 8 Tulane
 Wh 15- 9 Tulane
 Wh 11- 3 Appalachian State
 Wa 8- 4 Appalachian State
 Lh 11- 12 VCU (8)
 La 1- 10 George Mason
 La 3- 4 Virginia
 Wh 16- 9 George Mason
 La 3- 7 South Florida
 La 4- 5 South Florida
 La 2- 3 South Florida
 Wa 10- 7 Old Dominion
 Wn25 12- 3 Virginia
 Lh 5- 10 James Madison
 Wa 16- 1 UNC Charlotte
 La 2- 3 UNC Charlotte

Wa 14- 10 UNC Charlotte
 Wh 6- 4 Virginia
 La 2- 11 James Madison
 Lh 6- 25 Louisville
 Wh 10- 9 Louisville
 Wh 18- 3 Louisville
 Wh 11- 4 Liberty
 Wa 4- 0 VCU
 La 1- 7 Richmond
 La 7- 14 So. Mississippi
 La 3- 4 So. Mississippi
 Wa 13- 6 So. Mississippi
METRO TOURNAMENT
 Wn27 9- 4 UNC Charlotte
 Ln27 5- 10 Louisville
 Ln27 3- 10 So. Mississippi
 448-313

1993 (34-15)

VT Opp.
 Wa 13- 12 Old Dominion
 Wh 9- 2 Holy Cross
 Wh 14- 2 East Carolina
 Wh 6- 5 East Carolina (10)
 Wa 5- 3 College of Charleston
 La 0- 3 Charleston Southern
 Wa 6- 5 South Carolina
 La 2- 13 South Carolina (8)
 Wh 7- 5 UNC Greensboro
 Wh 12- 0 Howard
 Wh 10- 2 Howard
 Wh 7- 2 Howard (5)
 Wa 8- 5 VCU
 Wa 3- 2 VCU (8)
 Wa 7- 2 VCU
 Wa 9- 4 Richmond
 Wa 12- 8 Western Carolina
 Lh 2- 9 George Mason
 Wa 9- 7 George Mason
 Wa 7- 3 West Virginia
 La 1- 10 West Virginia
 Wh 6- 1 Virginia
 Wh 8- 5 Western Carolina
 La 5- 7 Tulane
 La 4- 5 Tulane (7)
 La 5- 10 Tulane
 Wa 10- 5 Appalachian State
 La 2- 6 Virginia

Wh 9- 3 Marshall
 Wh 5- 2 UNC Charlotte
 Lh 8- 10 UNC Charlotte
 Wh 16- 4 UNC Charlotte
 Wa 10- 2 James Madison
 Ln24 2- 4 N.C. State
 Wa 6- 0 VMI
 Wa 33- 6 Louisville
 Wa 9- 8 Louisville
 Wh 6- 5 Liberty (10)
 La 1- 5 Liberty
 Wh 5- 3 Richmond
 Wh 6- 5 South Florida
 Wh 3- 2 South Florida
 Wh 8- 7 South Florida
 Wh 9- 5 James Madison
 Lh 4- 6 So. Mississippi
 Wh 12- 7 So. Mississippi
 Lh 1- 2 So. Mississippi
METRO TOURNAMENT
 La 2- 6 VCU
 Ln28 2- 4 Tulane
 346-239


1994 (32-26)

VT Opp.
 La 6- 7 UNC Wilmington (12)
 La 12- 13 UNC Wilmington
 La 3- 7 East Carolina
 La 3- 9 East Carolina
 Wn18 10- 9 Purdue
 La 3- 6 Stetson
 Wn18 5- 4 Evansville
 Wn18 12- 7 Purdue
 Ln18 4- 12 Pittsburgh
 Wn18 6- 4 Evansville
 Wn18 7- 4 Pittsburgh
 La 5- 9 Stetson
 Wh 17- 12 Richmond
 Wh 5- 4 Marshall
 La 3- 7 Marshall
 Lh 6- 17 Tulane
 Wh 5- 0 Tulane
 Wh 7- 4 Tulane
 Lh 4- 5 Appalachian State
 Wh 17- 4 Liberty
 La 5- 8 UNC Charlotte
 La 2- 18 UNC Charlotte

La 4- 5 Richmond
 Lh 7- 16 VCU
 Wh 6- 4 VCU
 Lh 3- 4 VCU
 Lh 6- 7 Old Dominion
 Wh 6- 5 Old Dominion
 La 4- 12 James Madison
 Wh 5- 0 Howard
 Wh 10- 2 Howard
 Wh 17- 1 Howard
 Wa 7- 6 Appalachian State (10)
 Wh 15- 4 Louisville
 Wh 25- 4 Louisville
 Wh 14- 8 Louisville
 Wh 14- 13 James Madison (10)
 Wh 5- 3 Virginia
 Wh 11- 10 Virginia
 La 2- 12 South Florida
 La 2- 10 South Florida
 Wa 9- 8 South Florida
 Wh 5- 2 West Virginia
 Wn19 5- 3 West Virginia
 Wa 14- 5 George Mason
 Lh 9- 10 George Mason
 Wa 8- 4 VCU
 Ln25 10- 11 Richmond
 La 4- 12 So. Mississippi
 Wa 1- 0 So. Mississippi
 La 4- 5 So. Mississippi
METRO TOURNAMENT
 Wn29 2- 0 South Florida
 Wn29 6- 4 So. Mississippi
 Wn29 4- 1 UNC Charlotte
 Ln29 3- 6 Tulane
 Wn29 5- 3 Tulane
NCAA REGIONAL
 Ln6 0- 7 Auburn
 Ln6 3- 4 Citadel
 402-381

1995 (34-24)


VT Opp.
 Wh 6- 5 Radford
 Wh 11- 4 North Carolina A&T
 Ln16 3- 10 George Mason
 La 1- 3 UNC Wilmington
 Wn16 10- 4 East Carolina
 Lh 2- 10 George Mason



Brad Clontz posted a school record 12 wins during the 1992 season.

Wh	14-	0	Holy Cross
Wn23	7-	3	Wyoming
Ln23	0-	5	Gonzaga
Wn23	10-	5	Nevada
Ln23	3-	4	Portland
Wa	8-	0	Fresno State
Ln23	9-	12	Nevada
Wn30	4-	3	West Virginia
Wa	7-	4	West Virginia
Wa	2-	0	West Virginia
Wa	9-	5	Marshall
Lh	3-	9	UNC Charlotte
Wh	10-	7	UNC Charlotte
Wh	3-	2	UNC Charlotte (10)
Wh	22-	5	Appalachian State
La	4-	5	Richmond (11)
La	5-	6	James Madison (14)
Lh	6-	7	Western Carolina
Wh	10-	1	Howard
Wh	10-	0	Howard
Wh	20-	2	Howard
Wh	5-	0	James Madison
La	9-	10	Western Carolina
La	2-	8	Western Carolina
Wh	6-	5	Marshall (11)
La	3-	6	Tulane
La	4-	5	Tulane
Wa	13-	9	Tulane
La	7-	8	Radford
Wh	13-	7	Richmond
La	5-	6	VCU
Wa	5-	2	VCU
Wa	6-	1	VCU
Wa	5-	1	VMI
La	7-	8	Virginia
Lh	5-	18	South Florida
Wh	6-	4	South Florida
Lh	4-	5	South Florida
Ln11	8-	10	Tennessee
Lh	5-	13	Virginia
La	6-	7	Louisville
Wa	11-	1	Louisville
Wa	6-	2	Louisville
Wh	6-	3	Liberty
Wh	2-	1	UNC Wilmington
Wh	6-	5	UNC Wilmington
Wh	17-	3	So. Mississippi
Wh	9-	3	So. Mississippi
Wh	5-	1	So. Mississippi
METRO TOURNAMENT			
Wn31	3-	2	So. Mississippi
Ln31	2-	3	South Florida
Ln31	3-	4	Tulane
393-282			
1996 (35-24)			
VT Opp.			
Wa	14-	0	VCU
La	2-	7	UNC Wilmington
Wa	6-	3	UNC Wilmington
Lh	1-	2	Howard
Wh	13-	4	Howard
Wh	5-	2	Howard
La	4-	8	Clemson
La	2-	6	Clemson
La	0-	4	Clemson
La	1-	6	Charleston Southern
La	3-	7	Citadel
Wa	6-	4	Charleston Southern
Wa	6-	2	Citadel
La	7-	14	Radford
Wh	10-	4	Radford
La	1-	11	N.C. State
La	2-	3	N.C. State
Lh	2-	7	N.C. State
Wa	14-	5	North Carolina A&T
Wh	19-	2	Appalachian State
Wh	9-	2	VCU
Lh	5-	6	Xavier
Wh	5-	2	Xavier
Wh	8-	2	Xavier
Wh	9-	3	Xavier
Wa	6-	5	James Madison
Wh	5-	2	Old Dominion
Wa	8-	6	Liberty
La	3-	4	Dayton
Wa	5-	3	Dayton
Wa	8-	7	Dayton (11)

Wa	7-	6	Dayton
Ln32	3-	8	Radford
La	5-	8	Old Dominion
La	2-	7	Richmond
Wh	15-	7	Duquesne
Wh	4-	3	Duquesne
Wh	7-	4	Duquesne
Wh	8-	5	Duquesne
Ln25	1-	2	Virginia (10)
Lh	8-	9	James Madison
Wa	7-	4	George Mason
La	2-	3	George Washington
Wa	7-	2	George Washington
Wa	3-	0	George Washington
Wa	6-	5	George Washington
Wh	17-	9	West Virginia (8)
Wh	14-	11	West Virginia
La	1-	8	Virginia
Wa	12-	1	La Salle
Wa	14-	3	La Salle
La	2-	3	La Salle
Wa	9-	3	La Salle
Wn11	3-	2	Tennessee
Lh	10-	13	Liberty (11)
ATLANTIC 10 TOURNAMENT			
Wn33	4-	2	Temple
Wn33	4-	1	Massachusetts
Ln33	2-	5	Massachusetts
Ln33	2-	8	Massachusetts
368-285			
1997 (34-28)			
VT Opp.			
Wa	10-	0	North Carolina A&T (5)
Wa	6-	5	Campbell (13)
La	2-	7	South Florida
Lh	1-	2	South Florida
La	1-	13	South Florida
Ln2	4-	9	Michigan
La2	3-	5	Rollins
Ln2	6-	7	Maine
Ln2	2-	11	Michigan
Wa2	20-	9	Rollins
Ln2	2-	9	Maine
Lh	5-	6	Campbell
Wa	17-	5	James Madison
Wh	19-	7	George Mason
La	3-	7	Georgia Tech
La	8-	9	Georgia Tech
La	13-	20	Georgia Tech
Wh	19-	4	Howard
Wh	10-	5	Howard
Wh	4-	3	George Washington
Wh	12-	6	George Washington
Wh	10-	9	George Washington
Wn34	10-	4	Appalachian State
Wh	21-	4	Radford
Wa	11-	2	Radford
Wh	11-	2	Massachusetts
Lh	1-	7	Massachusetts
Lh	2-	4	Massachusetts
Wa	14-	10	Marshall
Wa	12-	5	West Virginia
La	2-	3	West Virginia (10)
La	2-	10	Rhode Island
Wa	16-	5	Rhode Island
Wa	9-	8	Rhode Island
Lh	9-	12	Liberty
Lh	11-	14	Virginia
Wa	9-	3	Liberty
Wa	7-	5	Xavier
La	3-	4	Xavier
La	7-	9	Xavier
Lh	6-	7	James Madison
La	7-	11	VCU
Wa	11-	9	Richmond
Wh	3-	2	Dayton
Wh	9-	4	Dayton
Wh	13-	4	Dayton
Wh	23-	2	North Carolina A&T
Wh	8-	1	Richmond
La	1-	5	Duquesne
La	4-	5	Duquesne
La	6-	12	Duquesne
Ln11	1-	2	Tennessee
Wh	4-	2	VCU
Wh	7-	4	La Salle
Wh	9-	2	La Salle



Two-way player Larry Bowles hit and pitched Virginia Tech to an Atlantic 10 championship in 1999.

Wh	17-	4	La Salle
ATLANTIC 10 TOURNAMENT			
Wn33	8-	4	Massachusetts
Wn33	17-	2	Xavier
Wn33	13-	8	Massachusetts
NCAA REGIONAL			
Ln35	3-	2	Southern California
Ln35	6-	12	N.C. State
Ln35	2-	6	Southern California
512-379			
1998 (28-22)			
VT Opp.			
La36	6-	7	The Citadel (11)
Wn36	19-	8	Georgia Southern
Wn36	10-	9	St. John's
Wa	16-	11	Old Dominion
Wa	2-	1	Campbell
La	3-	13	Campbell
Wh	12-	6	Radford
Wh	6-	2	Liberty
Wh	5-	4	Howard
Wh	16-	3	Howard
Lh	11-	5	West Virginia
Th	3-	3	West Virginia (10)
Tn23	7-	7	Indiana State
Ln23	8-	12	Winthrop
Wn23	13-	9	Bowling Green
Ln23	4-	15	Purdue
Ln23	8-	11	Purdue
Wn23	4-	3	Toledo
La	3-	4	Radford
Wh	7-	5	James Madison
Wh	5-	4	Old Dominion
La	4-	5	Radford
Wh	5-	3	Fordham
Lh	1-	11	Fordham
Lh	8-	9	Fordham
Wa	16-	3	Liberty
Wh	7-	4	Radford
La	5-	9	Marshall
Wa	6-	3	La Salle
Wa	12-	4	La Salle
Wa	15-	1	La Salle
Lh	1-	3	VCU
La	3-	4	Virginia
Lh	3-	12	Xavier
Wh	5-	0	Xavier
Lh	9-	11	Xavier (11)
Wh	10-	5	Virginia
Wa	8-	4	Dayton
Wa	14-	5	Dayton
Wa	11-	2	Dayton
Wh	7-	3	Campbell
Ln25	2-	3	Virginia
Lh	3-	12	Richmond
Wh	19-	8	North Carolina A&T
Wh	6-	0	Duquesne
Lh	5-	8	Duquesne

Wh	17-	7	Duquesne
La	5-	13	VCU
Ln11	3-	11	Tennessee
La	2-	5	James Madison
ATLANTIC 10 TOURNAMENT			
Wn37	7-	6	Massachusetts
Ln37	1-	3	Fordham
382-325			
1999 (42-17-0)			
VT Opp.			
La	5-	10	Campbell
Wa	19-	0	High Point
La	2-	4	Wake Forest
La	9-	10	Wake Forest
Wn2	11-	9	Evansville
Ln2	0-	1	Miami (Ohio)
La2	4-	5	Rollins
Wn2	7-	3	Evansville
Wn2	8-	2	Miami (Ohio)
Wa2	8-	0	Rollins
Wh	8-	6	Old Dominion
Wa	9-	4	Radford
La	5-	8	James Madison
Lh	3-	5	Marshall (12)
Wa	13-	1	Marshall
Wa	7-	4	West Virginia
Wa	7-	5	West Virginia
Wh	23-	13	High Point
Lh	4-	9	George Washington
Wh	13-	4	George Washington
Lh	5-	11	George Washington
Wh	7-	6	Campbell
La	7-	8	VCU
Wh	2-	1	St. Bonaventure
Wh	2-	1	St. Bonaventure
Wh	12-	10	St. Bonaventure
Lh	4-	8	Wake Forest
aW	11-	10	Radford (11)
Lh	11-	16	Hofstra
Wa	8-	2	St. Joseph's
Wa	5-	2	St. Joseph's
Wa	19-	9	St. Joseph's
Wh	17-	7	Radford
Wh	13-	9	Virginia
La	1-	3	Xavier
Wa	4-	1	Xavier
Wa	5-	3	Xavier
Lh	6-	11	Liberty
Wa	11-	7	Virginia
Wa	12-	3	Liberty
Wh	2-	1	Dayton
Wh	5-	0	Dayton
Wh	13-	3	Dayton
Wa	9-	0	Duquesne
Wa	6-	5	Duquesne
Wa	12-	5	Duquesne
Wh	6-	5	VCU (10)
Wa	8-	4	Richmond
Wh	3-	0	La Salle
Wh	7-	6	La Salle
Wh	7-	6	La Salle
ATLANTIC 10 TOURNAMENT			
Wn33	4-	3	Temple
Ln33	6-	13	La Salle
Wn33	9-	4	Massachusetts
Wn33	15-	3	La Salle
Wn33	20-	6	La Salle
NCAA REGIONAL			
Ln3	3-	5	Richmond
Wn3	11-	5	Siena
Ln3	8-	11	Richmond
481-316			
2000 (34-25-2)			
VT Opp.			
Ln36	5-	11	St. John's
Wn36	5-	3	Tennessee
Wn36	12-	2	West Virginia
Wa	8-	1	High Point
La	7-	11	Wake Forest
La	0-	13	Wake Forest
Wh	5-	3	West Virginia
Wh	6-	5	West Virginia
Wh	12-	1	Ohio
Lh	15-	19	Ohio
Wa	6-	4	Campbell
Th	11-	11	High Point (9)
Lh	11-	13	Radford

Wa	4-	2	UNC Wilmington
La	1-	7	UNC Wilmington
La	2-	3	Old Dominion
La	3-	15	Old Dominion
Ta	6-	6	George Mason (9)
Lh	3-	8	Kent
Wh	8-	2	Kent
Wh	4-	3	Kent
Wa	3-	2	at Radford
Lh	1-	7	James Madison
Wa	5-	2	George Washington
La	1-	7	George Washington
Wa	7-	6	George Washington
Lh	8-	11	Liberty
Wa	7-	3	Virginia
Wh	5-	4	Radford
Wh	19-	2	Rhode Island
Wh	7-	2	Rhode Island
Wh	12-	0	Rhode Island
Wa	8-	7	Richmond
Wa	7-	6	Massachusetts
La	11-	15	Massachusetts
Wa	13-	0	Massachusetts
Lh	0-	5	VCU
Lh	3-	10	Wake Forest
Wh	9-	3	Xavier
Wh	5-	0	Xavier
Wh	6-	1	Xavier (6)
Wh	7-	6	Virginia (10)
La	10-	11	James Madison
La	1-	6	Dayton
Wa	6-	2	Dayton
La	2-	3	Dayton
LnL20	6-	7	Radford
Wh	5-	4	Duquesne
Lh	1-	8	Duquesne
Wh	7-	6	Duquesne
Ln25	4-	5	Virginia
La	8-	9	Liberty
Lh	9-	19	Campbell
Wa	8-	0	La Salle
Wa	10-	7	La Salle
Wa	11-	8	La Salle
ATLANTIC 10 TOURNAMENT			
Wn33	4-	3	Massachusetts
Wn33	8-	1	George Washington
Wn33	9-	6	Massachusetts
NCAA REGIONAL			
Ln39	3-	8	Southern Cal
Ln39	6-	8	Cal State Fullerton
396-363			
2001 (29-28-1)			
VT Opp.			
Wa	5-	4	Campbell
La	3-	10	Campbell
La	1-	11	Liberty
La	1-	3	Wake Forest
Wh	5-	2	Old Dominion
Wh	6-	5	Old Dominion
Wn2	7-	0	Long Island
Ln2	5-	8	Rollins
Ln2	9-	10	Central Michigan
Wn2	11-	0	Long Island
La2	3-	5	Rollins
Ln2	5-	6	Central Michigan (11)
Wh	5-	4	Richmond
Wa	18-	0	Radford
Lh	7-	10	High Point
Wh	10-	4	Boston College
Wh	4-	3	Boston College
Wh	13-	5	Boston College
Lh	1-	2	St. John's
Wh	19-	6	St. John's
Wh	3-	2	Notre Dame
Wh	9-	8	Notre Dame
La	2-	3	VCU (11)

La	1- 13	Seton Hall
Ta	7- 7	Seton Hall (12)
Wa	5- 4	High Point (10)
Lh	3- 9	Virginia
Wa	14- 4	West Virginia
La	5- 6	West Virginia
La	5- 7	West Virginia
Ln11	4- 7	Tennessee
Wa	5- 4	Radford (12)
Wh	14- 5	Georgetown
Wh	10- 6	Georgetown
Wh	7- 3	Georgetown
Wn25	6- 1	Virginia
Wh	8- 5	Liberty
Wn20	5- 2	Radford
Lh	3- 7	VCU
La	1- 4	Pittsburgh
La	1- 4	Pittsburgh
Wa	5- 3	Pittsburgh

BIG EAST TOURNAMENT

Wn40	4- 3	Notre Dame
Ln40	0- 5	Seton Hall
Wn40	5- 2	Notre Dame
Ln40	2- 5	Seton Hall

340-312

2002 (33-26-0)

VT Opp.


Wn36	5- 1	Western Carolina
Wn36	12- 3	The Citadel
Ln36	1- 2	Old Dominion
Wh	6- 5	Western Michigan
Lh	8- 10	Western Michigan (7)
Wh	12- 7	Western Michigan (8)
Wa	7- 5	Charlotte
Lh	7- 8	UNC Wilmington
Lh	4- 11	UNC Wilmington
La	0- 8	VCU
La	5- 14	Richmond
Wh	9- 5	Lemoine
Lh	10- 15	Lemoine (11)
La	4- 8	James Madison
Lh	7- 10	Pittsburgh
Lh	2- 5	Pittsburgh
Wh	8- 5	Pittsburgh
Wh	2- 1	Rutgers
Wh	17- 8	Rutgers
Lh	2- 4	Seton Hall
Wh	9- 7	Seton Hall
Wa	7- 1	Radford
Wh	8- 2	Charlotte
Lh	12- 26	James Madison
Wa	3- 0	Villanova
Wa	2- 0	Villanova
Wa	10- 9	Villanova (10)
Lh	10- 16	Virginia
La	1- 2	Notre Dame (11)
La	2- 4	Notre Dame
La	1- 2	St. John's
Wa	8- 5	St. John's
Wh	11- 1	Radford
La	5- 6	Wake Forest
Wn25	8- 2	Virginia
Wa	7- 6	Georgetown (9)
Wa	10- 5	Georgetown
Wa	35- 4	Georgetown
Wn11	8- 5	East Tenn. State
Lh	3- 10	Wake Forest
Lh	6- 8	Liberty
La	6- 7	Liberty
La	7- 8	Virginia (10)
Wh	7- 5	VMI
Wh	6- 3	Connecticut
Wh	7- 1	Connecticut
Wh	12- 4	Connecticut
Lh	14- 19	Richmond
La	1- 8	Boston College
Wa	15- 8	Boston College
La	0- 2	Boston College
Wh	13- 6	High Point
Wh	3- 2	VCU
Wh	6- 0	West Virginia
Wh	14- 6	West Virginia
Wh	12- 8	West Virginia

BIG EAST TOURNAMENT

Wn40	2- 1	Boston College
Ln40	4- 8	Notre Dame
Ln40	2- 6	Rutgers

425-358

Speedy Chris Stanton started at three different positions during his Tech career (2002-05).



2003 (34-23-0)

VT Opp.

Wa	6- 4	Campbell
La	0- 6	Campbell
Wa	6- 2	High Point
Wa	4- 0	High Point
Wa	5- 4	Charleston Southern
Wa	8- 6	Charleston Southern
Lh	6- 7	Kent State
Lh	3- 5	Kent State
Wh	16- 5	Kent State
Lh	1- 3	James Madison
Lh	5- 7	High Point
Lh	3- 5	Cornell
Wh	3- 1	Cornell
Wh	8- 2	Cornell
Wh	12- 4	East Tenn. State
Wa	5- 3	James Madison
Wa	19- 7	Morehead State

Wa	18- 5	Morehead State
Lh	3- 4	Ohio
Wa	8- 1	Richmond
La	0- 2	Seton Hall
Wa	5- 1	Seton Hall
Wa	3- 0	Seton Hall
Wa	14- 0	Liberty
Wh	20- 1	Georgetown
Wh	18- 2	Georgetown
Wh	4- 0	Villanova
Wh	7- 5	Villanova
Lh	1- 3	Boston College
Wh	12- 3	Boston College
Wh	8- 7	Boston College (12)
Wh	6- 4	VMI
Wh	5- 3	Virginia
La	5- 15	West Virginia
La	1- 3	West Virginia
Wa	6- 1	Connecticut

Wa	7- 3	Connecticut
Wa	5- 1	Radford
Ln25	7- 10	Virginia
La	2- 10	Rutgers
La	2- 6	Rutgers
La	5- 10	Rutgers
Ln11	4- 5	East Tenn. State
Wh	3- 1	St. John's
Wh	7- 3	St. John's
Wh	7- 4	St. John's
Lh	12- 15	Richmond
Wh	9- 0	Radford
Wa	4- 3	Pittsburgh
La	13- 14	Pittsburgh
La	16- 17	Pittsburgh
Wh	22- 7	Campbell
Lh	5- 12	VCU
Lh	4- 12	Notre Dame
Wh	11- 5	Notre Dame
Ln40	0- 6	Rutgers
Ln40	0- 10	West Virginia

399-285

2004 (29-27-0)

VT Opp.

La	2- 15	Stetson
Wn18	4- 3	South Florida
Ln18	0- 2	Oklahoma State
Wh	4- 0	Liberty
Lh	2- 4	George Mason
Wh	12- 7	Morehead State
Wh	11- 7	Morehead State
Wa	4- 2	UNC-Wilmington
La	6- 9	UNC-Wilmington
Wh	4- 3	Towson
Wh	13- 6	Towson
Wh	8- 5	Towson
La	2- 15	Wake Forest
Wh	3- 2	Duquesne (10)
Wh	3- 0	Duquesne
Lh	15- 17	Duquesne
Wa	5- 1	VCU
Wa	13- 7	Richmond
Lh	0- 3	Pittsburgh
Lh	4- 5	Pittsburgh
Lh	11- 12	Pittsburgh
La	2- 6	Liberty
La	2- 3	St. John's
La	5- 9	St. John's
La	0- 2	St. John's
Wa	10- 5	James Madison

La	3- 4	Georgetown
Wa	16- 3	Georgetown
Wa	2- 1	Villanova
Wa	18- 1	Villanova
Wh	1- 0	Seton Hall
Wh	8- 7	Seton Hall
Wh	6- 0	Seton Hall
La	2- 5	Radford
La	10- 21	Virginia
Wh	20- 1	West Virginia
Lh	2- 8	West Virginia
Wh	11- 2	Connecticut
Wh	10- 0	Connecticut
Ln11	7- 11	East Tenn State
Wh	8- 0	VMI
Wh	5- 3	Rutgers
Lh	10- 11	Rutgers
Lh	3- 10	Rutgers
Wa	6- 1	Ohio
Lh	8- 10	Richmond
Wh	4- 3	Radford
Wh	1- 0	Campbell
La	2- 3	Boston College
La	0- 3	Boston College
La	3- 4	Boston College
Lh	2- 3	VCU
Wa	9- 7	East Tennessee
La	0- 9	Notre Dame
Wa	11- 10	Notre Dame
La	1- 2	Notre Dame

334-293

2005 (23-28-0)

VT Opp.

Ln41	3- 5	Villanova
Wn41	9- 0	Navy
Wa41	11- 7	Savannah State
Wa	10- 6	Campbell
Wa	7- 5	High Point (10)
Wa	6- 5	High Point (12)
La	4- 6	Maryland
La	2- 6	Maryland
Wa	13- 12	Maryland
La	0- 2	George Mason
Lh	3- 17	North Carolina
La	1- 3	Florida State
La	2- 12	Florida State
La	1- 8	Florida State
Wa	5- 3	Radford
Lh42	5- 8	Virginia
Wh20	14- 10	James Madison
La	0- 6	NC State
La	7- 10	NC State
Wa	5- 4	NC State (12)
Wa43	19- 9	VCU
Wa	2- 0	Richmond
Lh	3- 7	Miami
Ln25	5- 20	Miami
Ln25	5- 9	Miami
Wh	9- 4	Liberty
Wh	2- 1	VCU
Lh	3- 5	VCU
Lh	3- 7	VCU
Lh	4- 5	East Tenn State (10)
Wh	7- 1	Radford
Wh	5- 4	Marshall
Lh	4- 12	Marshall
Ln11	3- 5	East Tenn State
Lh	2- 6	VMI
Wa	11- 8	Duke
La	10- 13	Duke
Wa	2- 0	Duke
Wh	4- 2	Campbell
Wh	18- 6	Richmond
Wh	11- 7	Clemson
Lh	0- 7	Clemson
Lh	2- 6	Clemson
La	0- 10	Georgia Tech
La	2- 27	Georgia Tech
La	1- 11	Georgia Tech
Wh	10- 3	William & Mary
Wh	6- 3	Wake Forest
Lh	5- 7	Wake Forest
Wh	7- 6	Wake Forest

ACC TOURNAMENT

Ln44	4- 5	Maryland
------	------	----------

277-351

Neutral Sites

1 Greensboro, N.C.	23 Fresno, Calif.
2 Winter Park, Fla.	24 Martinsville, Va.
3 Camp Lejeune, N.C.	25 Salem, Va.
4 Tallahassee, Fla.	26 Hattiesburg, Miss.
5 Statesboro, Ga.	27 New Orleans, La.
6 Clemson, S.C.	28 Richmond, Va.
7 Chapel Hill, N.C.	29 Louisville, Ky.
8 Gastonia, N.C.	30 Charleston, W. Va.
9 Bristol, Va.	31 Charlotte, N.C.
10 Elizabethton, Tenn.	32 Danville, Va.
11 Kingsport, Tenn.	33 Boyertown, Pa.
12 Columbia, S.C.	34 Granite Falls, N.C.
13 Covington, Va.	35 Tuscaloosa, Ala.
14 Minneapolis, Minn.	36 Charleston, S.C.
15 Nashville, Tenn.	37 Philadelphia, Pa.
16 Wilmington, N.C.	38 Winston-Salem, N.C.
17 Front Royal, Va.	39 Fullerton, Calif.
18 DeLand, Fla.	40 Bridgewater, N.J.
19 Bluefield, Va.	41 Savannah, Ga.
20 Pulaski, Va.	42 Radford, Va.
21 Madison, Va.	43 Petersburg, Va.
22 Norfolk, Va.	44 Jacksonville, Fla.

Tech Records: Individual Batting

MOST GAMES PLAYED:

Season: 67 by Brian Henderson, 1985
 Career: 230 by John West, 1999-02
 Spencer Harris, 2000-03

MOST AT BATS:

Game: 9 by Wyatt Toregas vs. Georgetown, 4/21/02
 Season: 254 by Tim Buheller, 1985
 Career: 887 by Addison Bowman, 1998-01

MOST RUNS SCORED:

Game: 7 by Doug Basse vs. Howard, 5/4/86
 Fred Hatfield vs. Louisville, 4/24/93
 Brad Bauder vs. Georgetown, 4/21/02
 Season: 82 by Brian Rupe, 1982
 Tim Buheller, 1985
 Career: 267 by Tim Buheller, 1983-86

MOST HITS:

Game: 8 by Brad Bauder vs. Georgetown, 4/21/02
 Season: 92 by Tim Buheller, 1985
 Shaun Sullivan, 1985
 Career: 303 by Addison Bowman, 1998-01

MOST DOUBLES:


Game: 4 by Bryan Thomas vs. Savannah State, 2/21/05
 Season: 25 by Casey Waller, 1989
 Career: 66 by Addison Bowman, 1998-01

MOST TRIPLES:

Game: 2 shared by nine players
 (most recent: Matt Kalish vs. Morehead St., 3/23/03)
 Season: 9 by Kevin Barker, 1996
 Career: 17 by Kevin Barker, 1994-96

MOST HOME RUNS:

Game: 4 by Doug Basse vs. Howard, 5/4/86
 Brad Bauder vs. Georgetown, 4/21/02
 Season: 29 by Franklin Stubbs, 1981
 George Canale, 1986
 Career: 76 by George Canale, 1984-86



Brad Bauder was 8-for-8 with 14 RBIs in a 2002 game at Georgetown.



John Van Arnhem led the nation with a .516 batting average in 1971.

MOST TOTAL BASES:

Game: 23 by Brad Bauder vs. Georgetown, 4/21/02
 Season: 186 by Franklin Stubbs, 1981
 Career: 502 by George Canale, 1984-86

MOST RUNS BATTED IN:

Game: 14 by Brad Bauder vs. Georgetown, 4/21/02
 Season: 88 by Billy Plante, 1985
 Career: 227 by George Canale, 1984-8

HIGHEST BATTING AVERAGE:

Season: .516 by John Van Arnhem, 1971
 Career: .436 by John Van Arnhem, 1971-72 (2 seasons)
 .374 by Trey McCoy, 1986-88 (3 seasons)
 .361 by Jim Stewart, 1979-82 (4 seasons)

HIGHEST SLUGGING AVERAGE:

Season: .969 by Franklin Stubbs, 1981
 Career: .835 by Trey McCoy, 1986-88

LONGEST HITTING STREAK:

32 games by Tim Buheller, 1985

MOST BASES ON BALLS:


Game: 5 by Wayne Taylor vs. Michigan St., 3/24/64
 Season: 59 by Franklin Stubbs, 1981
 Matt Griswold, 1999
 Career: 170 by Tim Buheller, 1983-86

MOST STOLEN BASES:

Game: 4 by Tim Buheller vs. James Madison, 4/9/86
 Chris Stanton vs. Morehead St., 3/23/03
 Season: 40 by Tim Buheller, 1985
 Career: 140 by Tim Buheller, 1983-86

MOST STRIKEOUTS:

Game: 5 by Randy Martin vs. Radford, 3/18/98
 Season: 80 by Shaun Thomas, 1990
 Career: 189 by Randy Martin, 1996-99



Sluggo George Canale is the Hokies' all-time leader in home runs, total bases and runs batted in.

Individual Pitching

MOST APPEARANCES:

Season: 31 by Charlie Gillian, 1996
 Anthony Miller, 2001
 Career: 98 by Anthony Miller, 1998-01

MOST STARTS:

Season: 18 by Brian Fitzgerald, 1994
 Career: 59 by Brian Fitzgerald, 1993-96

MOST APPEARANCES IN RELIEF:

Season: 31 by Charlie Gillian, 1996
 Anthony Miller, 2001
 Career: 95 by Anthony Miller, 1998-01

MOST COMPLETE GAMES:

Season: 12 by Mike Williams, 1989
 Career: 22 by Mike Williams, 1988-90

MOST INNINGS PITCHED:

Season: 130 by Brad Clontz, 1992
 Career: 387.1 by Brian Fitzgerald, 1993-96

LOWEST EARNED RUN AVERAGE:

Season: 0.49 by Sam Jenkins, 1962
 Career: 1.91 by Berky Cundiff, 1970-73 (starter)
 Career: 1.62 by Charlie Gillian, 1993-96 (reliever, min. 90 innings)

BEST WON-LOST PERCENTAGE:

Season: 1.000 by Rick Knapp (10-0), 1982
 Career: .952 by Rick Knapp (20-1), 1982-83 (2 seasons)
 .794 by Joe Saunders (27-7), 2000-02 (3 seasons)
 .800 by Rodney Brooks (20-5), 1983-87 (4 seasons)

MOST STRIKEOUTS:

Game: 18 by Lance Rhoads vs. Utica, 3/23/84
 Season: 119 by Bean Stringfellow, 1985
 Career: 323 by Jon Hand, 1995-98

MOST BASES ON BALLS:


Season: 65 by Les Jennette, 1991
 Career: 160 by Greg Margheim, 1987-90

MOST WINS:

Season: 12 by Brad Clontz, 1992
 Career: 31 by Jason Bush, 1999-02



Rick Knapp



Reliever Charlie Gillian holds Tech's career save mark with 34.

Staff ERA

2.32 by 1969 staff	2.59 by 1962 staff
2.38 by 1971 staff	2.62 by 1977 staff
2.57 by 1970 staff	2.73 by 1968 staff
2.58 by 1972 staff	

MOST SHUTOUTS:

Season: 5 by Ray Perkins, 1982
 Career: 9 by Berky Cundiff, 1970-73

MOST SAVES:

Season: 14 by Charlie Gillian, 1996
 Matt Dalton, 2003
 Career: 34 by Charlie Gillian, 1994-96

MOST PICKOFFS:

Game: 5 by Greg Margheim vs. Liberty, 3/1/90
 Season: 19 by Pat Pinkman, 1999
 Career: 48 by Pat Pinkman, 1998-02




Jason Bush finished his Tech career with a record 31 pitching victories.

Best ERA's

(Minimum of 35 Innings Pitched)

0.49 by Sam Jenkins (37 2/3 inn.), 1962
 0.76 by Matt Dalton (35.2 inn.), 2003
 1.16 by Eddy Oates (64 2/3 inn.), 1969
 1.21 by Doug Horton (52 inn.), 1970
 1.35 by Dean Powell (40 inn.), 1977
 1.42 by Wayne Groseclose (57 inn.), 1968
 1.45 by Charlie Gillian (37 1/3 inn.), 1995
 1.45 by Dave Kuhn (43 1/3 inn.), 1957
 1.46 by Steve Pittman (68 inn.), 1969
 1.51 by Jimmy Graves (77 1/3 inn.), 1960
 1.53 by Charlie Gillian (35 1/3 inn.), 1994
 1.54 by Johnny Foster (35 inn.), 1971
 1.62 by Berky Cundiff (61 inn.), 1970
 1.62 by Ron Shockley (49 2/3 inn.), 1969
 1.82 by Berky Cundiff (64 1/3 inn.), 1973
 1.90 by Steve Pittman (66 1/3 inn.), 1968
 1.97 by Lee Melear (68 2/3 inn.), 1963
 1.98 by Berky Cundiff (59 inn.), 1972
 1.99 by Jerry Watkins (54 1/3 inn.), 1973

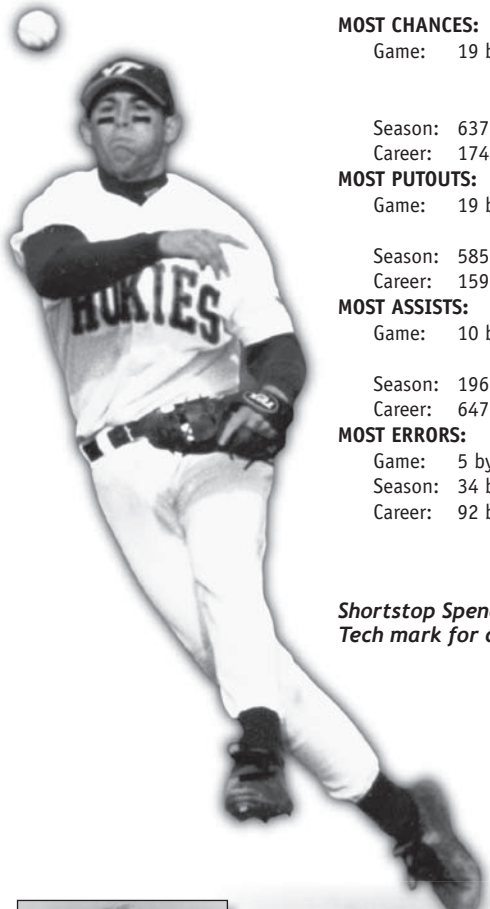


Sam Jenkins



Berky Cundiff

Individual Fielding



MOST CHANCES:

Game: 19 by Harold Williams (1b) vs. Oklahoma, 3/26/78
 David Fitt (1b) vs. Fresno St., 3/17/95;
 James Madison 3/30/95
 Season: 637 by David Fitt (1b), 1995
 Career: 1741 by David Fitt (1b/2b), 1993-96

MOST PUTOUTS:

Game: 19 by Harold Williams vs. Oklahoma, 3/26/78
 David Fitt vs. James Madison, 3/30/95
 Season: 585 by David Fitt, 1995
 Career: 1595 by David Fitt (1b/2b), 1993-96

MOST ASSISTS:

Game: 10 by Rick Wade (3b) vs. Marshall, 4/28/76
 Mike Terhune (2b) vs. Fresno State, 3/17/95
 Season: 196 by Brian Henderson (ss), 1985
 Career: 647 by Spencer Harris (ss), 2000-03

MOST ERRORS:

Game: 5 by Jimmy Foit vs. Liberty Baptist, 4/10/80
 Season: 34 by Addison Bowman (ss), 1999
 Career: 92 by Addison Bowman (3b/ss/lf), 1998-01

Shortstop Spencer Harris holds the Tech mark for career assists.

MOST PUTOUTS BY POSITION:

Catcher:

Game: 18 by Chuck Boyle vs. Utica College, 3/23/84
 Season: 391 by Chuck Boyle, 1985
 Career: 1046 by Barry Gauch, 1996-99

First Baseman:

Game: 19 by Harold Williams vs. Oklahoma, 3/26/78
 David Fitt vs. James Madison, 3/30/95
 Season: 585 by David Fitt, 1995
 Career: 1576 by David Fitt, 1993-96

Second Baseman:

Game: 8 by Jay Phillips vs. Cincinnati, 4/9/82
 Justin Dobson vs. Southern Miss, 5/8/92
 Randy Martin vs. Virginia, 4/22/98
 Season: 156 by Len Wentz, 1989
 Career: 456 by Marc Tugwell, 2000-03

Shortstop:

Game: 6 by several players
 Season: 112 by Brian Henderson, 1985
 Career: 324 by Spencer Harris, 2000-03

Third Baseman:

Game: 6 by Rick Wade vs. Connecticut, 3/10/76
 Season: 67 by Casey Waller, 1988
 Career: 151 by Casey Waller, 1987-89

Outfielder:

Game: 10 by Popeye Smith vs. James Madison, 4/19/93
 Season: 170 by Matt Griswold, 1999
 Career: 507 by Brad Bauder, 2000-03

Pitcher:

Game: 3 by several players
 Season: 13 by Pat Pinkman, 1999
 Career: 34 by Jon Hand, 1995-98

MOST ASSISTS BY POSITION:

Catcher:

Game: 6 by Joe Vieni vs. Bluefield St., 3/20/87
 Season: 52 by Barry Gauch, 1997
 Career: 152 by Barry Gauch, 1996-99

First Baseman:

Game: 5 by John West vs. Radford, 3/9/00
 Season: 44 by David Fitt, 1995
 Career: 107 by David Fitt, 1993-96

Second Baseman:

Game: 10 by Mike Terhune vs. Fresno State, 3/17/95
 Season: 169 by Mike Terhune, 1995
 Career: 572 by Marc Tugwell, 2000-03

Shortstop:

Game: 9 by Brian Henderson vs. Florida St., 5/10/85
 Josh Haggas vs. Cincinnati, 5/16/91
 Spencer Harris vs. Villanova, 4/7/02
 Season: 196 by Brian Henderson, 1985
 Career: 647 by Spencer Harris, 2000-03

Third Baseman:

Game: 10 by Rick Wade vs. Marshall, 4/28/76
 Season: 155 by Bo Durkac, 1995
 Career: 390 by Bo Durkac, 1993-95

Outfielder:


Game: 2 by several players
 Season: 9 by Alan El-Amin, 1988
 Career: 17 by Sandy Hill, 1974-77
 Tim Buheller, 1983-86
 Brad Bauder, 2000-03

Pitcher:


Game: 8 by Mike Arrington vs. UNC, 4/17/72
 Season: 40 by Mike Williams, 1990
 Career: 90 by Mike Williams, 1988-90
 Pat Pinkman, 1998-02



David Fitt



Harold Williams



Brian Henderson's 196 assists in 1985 still stand as the school all-time record for a season.

Team Season Records

SCHEDULE:

- Most games played: 67 by 1985 team
- Most games won: 50 by 1982 & 1985 teams
- Most games lost: 30 by 1991 team
- Most games won in a row: 31 by 1977 team
- Most games lost in a row: 10 by 1939 team
- Most games won at home: 31 by 1981 team
- Most games won on road: 18 by 1985 & 1986 teams
- Most games won at neutral sites: 10 by 1994 team

BATTING:

- Most at bats: 2277 by 1985 team
- Most runs scored: 610 by 1985 team
- Most hits: 740 by 1985 team
- Most doubles: 126 by 1988 team
- Most triples: 25 by 1994 team
- Most home runs: 140 by 1988 team
- Most runs batted in: 547 by 1985 team
- Most total bases: 1264 by 1985 team
- Highest batting average: .350 by 1981 team
- Highest slugging average: .608 by 1988 team
- Most sacrifice bunts: 36 by 1992 team
- Most sacrifice flies: 41 by 1982 team
- Most hit by pitch: 66 by 2002 team

BASE RUNNING:

- Most bases on balls: 341 by 1982 team
- Most stolen bases: 169 by 1981 team

FIELDING:

- Most putouts: 1618 by 1985 team
- Most assists: 712 by 1995 team
- Most errors: 139 by 1997 team
- Fewest errors: 34 by 1970 team
- Best fielding average: .968 by 1995 team
- Most double plays: 66 by 2000 team

PITCHING:

- Most innings pitched: 539.1 by 1985 staff
- Most complete games: 34 by 1983 staff
- Most strikeouts: 461 by 1988 staff
- Most strikeouts per nine innings: 8.6 by 1988 staff
- Most bases on balls: 303 by 1985 staff
- Fewest bases on balls per game: 2.76 by 1995 staff
- Most hits allowed: 633 by 2000 staff
- Fewest hits per game: 6.2 by 1970 staff
- Most runs allowed: 408 by 1986 staff
- Fewest runs per game: 2.95 by 1954 staff
- Most home runs allowed: 82 by 1986 staff
- Lowest earned run average: 2.32 by 1969 staff
- Most saves: 17 by 1996 staff
- Most shutouts: 8 by 1978 staff
- Most wild pitches: 68 by 1986 staff
- Most hit batsmen: 47 by 1997 staff
- Most pickoffs: 35 by 1990 staff



Team Marks

Year	Record	R	HR	BAvg.	SB	ERA	CG
1960	10- 9-0	143	18	.280	29	3.40	10
1961	9- 15-0	116	4	.242	25	6.08	12
1962	11- 6-0	77	3	.225	23	2.59	14
1963	14- 7-0	118	11	.269	24	2.75	11
1964	12-10-0	114	8	.256	21	3.40	13
1965	10-13-0	114	10	.264	16	3.89	8
1966	10- 6-0	93	8	.256	20	4.43	8
1967	14-10-0	115	13	.231	24	3.30	10
1968	17- 9-0	143	18	.274	29	2.73	17
1969	27- 7-0	221	16	.280	39	2.32	20
1970	15-11-0	100	10	.246	30	2.57	11
1971	16-10-0	159	16	.299	34	2.38	11
1972	15-11-0	121	10	.252	49	2.58	14
1973	15-10-0	119	15	.275	9	3.53	10
1974	15-15-0	165	18	.266	43	3.87	10
1975	26-10-0	241	35	.302	60	3.32	21
1976	33- 9-0	326	31	.292	99	3.88	15
1977	34- 9-0	259	38	.259	90	2.62	19
1978	27-17-0	278	64	.290	73	4.32	24
1979	28-14-0	257	30	.284	104	4.03	15
1980	30-18-0	355	48	.294	138	5.83	20
1981	48- 9-0	583	99	.350	169	4.40	28
1982	50- 9-0	555	107	.330	165	3.65	26
1983	34-14-0	353	62	.310	90	4.74	34
1984	41-17-0	475	89	.304	92	3.80	18
1985	50-16-1	610	125	.325	128	4.94	17
1986	38-21-0	533	111	.319	92	6.28	13
1987	32-16-1	372	78	.317	38	4.17	10
1988	40-20-0	567	140	.326	52	4.63	16
1989	35-22-0	421	53	.308	96	4.55	18
1990	36-22-0	435	39	.292	106	4.42	16
1991	24-30-0	362	24	.294	80	5.53	13
1992	34-17-1	448	52	.339	70	5.10	16
1993	34-15-0	346	55	.298	41	4.27	9
1994	32-26-0	402	50	.285	63	5.77	5
1995	34-24-0	393	73	.285	42	4.10	11
1996	35-24-0	368	54	.278	58	4.45	12
1997	34-28-0	512	80	.322	79	4.95	15
1998	28-22-2	382	47	.305	64	5.42	14
1999	42-17-0	481	74	.320	96	4.91	22
2000	34-25-2	396	51	.291	69	5.49	14
2001	29-28-1	340	39	.301	55	4.83	11
2002	33-26-0	425	55	.312	69	5.42	10
2003	34-23-0	399	45	.296	70	4.50	1
2004	29-27-0	334	24	.291	80	4.62	12
2005	23-28-0	277	22	.283	56	5.94	3

Game Batting Records

- Most at bats: 65 vs. Georgetown, 4/21/02
- Most runs scored: 38 vs. Howard, 3/31/89
- Most runs in one inning: 17 vs. Howard, 3/31/89
- Most hits: 37 vs. Georgetown, 4/21/02
- Most doubles: 10 vs. North Carolina A&T, 4/24/98
- Most triples: 4 vs. Richmond, 4/20/63
- Most home runs: 10 vs. Howard 5/4/86; Liberty, 4/25/88
- Most runs batted in: 35 vs. Georgetown, 4/21/02
- Most total bases: 68 vs. Georgetown, 4/21/02
- Most stolen bases: 10 vs. St. Louis, 4/2/81
- Most strikeouts: 17 vs. West Virginia, 5/9/64; Clemson, 3/10/96; West Virginia, 4/24/96; Richmond, 5/29/99
- Most bases on balls: 17 vs. George Washington, 5/24/76; Howard, 4/1/90
- Most batters hit by pitches: 7 vs. Duquesne, 4/26/98

The Top Five: 1947-2005

At Bats

Season

- 1-Tim Buheller (1985) 254
- 2-Shaun Sullivan (1985) 247
- 3-George Canale (1985) 245
- 4-Brian Henderson (1985) 244
- 5-Billy Plante (1985) 243

Career

- 1-Addison Bowman (1998-01) 887
- 2-Brad Bauder (2000-03) 852
- 3-Tim Buheller (1983-86) 837
- 4-Marc Tugwell (2000-03) 812
- 5-John West (1999-02) 808

Runs

Season

- 1-Brian Rupe (1982) 82
Tim Buheller (1985) 82
- 3-Franklin Stubbs (1981) 80
- 4-George Canale (1986) 76
Doug Basse (1986) 76

Career

- 1-Tim Buheller (1983-86) 267
- 2-Brian Rupe (1979-82) 225
- 3-Len Wentz (1987-90) 211
- 4-Jim Stewart (1979-82) 201
- 5-George Canale (1984-86) 199


Hits

Season

- 1-Tim Buheller (1985) 92
Shaun Sullivan (1985) 92
- 3-Marc Tugwell (2003) 90
- 4-Jim Stewart (1982) 88
Chad Foutz (1997) 88

Career

- 1-Addison Bowman (1998-01) 303
- 2-Tim Buheller (1983-86) 275
- 3-Marc Tugwell (2000-03) 273
- 4-Brad Bauder (2000-03) 266
- 5-John West (1999-02) 262



Addison Bowman is the only player in Tech baseball history to collect over 300 hits during his career.

Doubles

Season

- 1-Casey Waller (1989) 25
- 2-Bo Durkac (1994) 24
- 3-Bo Durkac (1995) 23
- 4-Alan El-Amin (1988) 22
- 5-Jay Phillips (1982) 21
Brad Bauder (2002) 21

Career

- 1-Addison Bowman (1998-01) 66
- 2-Bo Durkac (1993-95) 60
- 3-Shaun Sullivan (1982-85) 57
- 4-Marc Tugwell (2000-03) 54
- 5-Les Jennette (1989-92) 53

Triples

Season

- 1-Kevin Barker (1996) 9
- 2-Shaun Thomas (1990) 7
- 3-Kevin Barker (1995) 6
Chris Stanton (2003) 6
- 5-Franklin Stubbs (1980) 5
Jim Stewart (1981) 5
Tim Buheller (1986) 5
David Dallas (1990) 5
Bo Durkac (1994) 5
Austin Rappé (1996) 5
Randy Martin (1997) 5

Career

- 1-Kevin Barker (1994-96) 17
- 2-David Dallas (1989-92) 14
- 3-Chris Stanton (2002-05) 12**
- 4-Franklin Stubbs (1980-82) 11
Tim Buheller (1983-86) 11
Chris Hutchison (1999-02) 11

Home Runs

Season

- 1-Franklin Stubbs (1981) 29
George Canale (1986) 29
- 3-Billy Plante (1985) 27
- 4-George Canale (1985) 26
- 5-Trey McCoy (1986) 24
Trey McCoy (1988) 24

Career

- 1-George Canale (1984-86) 76
- 2-Trey McCoy (1986-88) 69
- 3-Billy Plante (1981-85) 60
- 4-Franklin Stubbs (1980-82) 59
- 5-Mike Conte (1986-89) 43

Total Bases

Season

- 1-Franklin Stubbs (1981) 186
- 2-George Canale (1986) 185
- 3-Billy Plante (1985) 178
- 4-George Canale (1985) 177
- 5-Trey McCoy (1988) 170

Career

- 1-George Canale (1984-86) 502
- 2-Trey McCoy (1986-88) 476
- 3-Addison Bowman (1998-01) 467
- 4-Brad Bauder (2000-03) 462
- 5-Matt Griswold (1996-99) 441

Runs Batted In

Season

- 1-Billy Plante (1985) 88
- 2-Franklin Stubbs (1981) 83
- 3-Jim Stewart (1981) 82
- 4-Shaun Sullivan (1985) 80
- 5-George Canale (1985) 79

Career

- 1-George Canale (1984-86) 227
- 2-Trey McCoy (1986-88) 214
- 3-Matt Griswold (1996-99) 203
- 4-Les Jennette (1989-92) 197
- 5-Franklin Stubbs (1980-82) 196

Stolen Bases

Season

- 1-Tim Buheller (1985) 40
- 2-Tim Buheller (1984) 35
- 3-Franklin Stubbs (1981) 34
- 4-Chris Stanton (2004) 34
- 5-Tim Buheller (1983) 33

Career

- 1-Tim Buheller (1983-86) 140
- 2-Brian Rupe (1979-82) 96
- 3-David Dallas (1989-92) 86
- 4-Chris Stanton (2002-05) 83**
- 5-Jay Phillips (1979-82) 82

Pitching Victories

Season

- 1-Brad Clontz (1992) 12
- 2-Paul Levy (1981) 11
Ray Perkins (1982) 11
Brad DuVall (1988) 11
Mike Williams (1989) 11
Mike Williams (1990) 11
Jason Bush (1999) 11

Career

- 1-Jason Bush (1999-02) 31
- 2-Brian Fitzgerald (1993-96) 28
- 3-Todd Trickey (1981-84) 27
Joe Saunders (2000-02) 27
- 5-Mike Williams (1988-90) 26

Innings Pitched

Season

- 1-Brad Clontz (1992) 130
- 2-Mike Williams (1990) 122
- 3-Pat Pinkman (1999) 118.2
- 4-Mike Williams (1989) 118
- 5-Brian Fitzgerald (1995) 117.1

Career

- 1-Brian Fitzgerald (1993-96) 387.1
- 2-Jason Bush (1999-02) 377.1
- 3-Jon Hand (1995-98) 376.2
- 4-Joe Saunders (1999-02) 315
- 5-Mike Williams (1988-90) 298.1

Strikeouts

Season

- 1-Bean Stringfellow (1985) 119
- 2-Brad Clontz (1992) 115
- 3-Denny Wagner (1997) 110
- 4-Larry Bowles (1999) 106
- 5-Joe Saunders (2002) 102


Career

- 1-Jon Hand (1995-98) 323
- 2-Brian Fitzgerald (1993-96) 271
- 3-Bean Stringfellow (1982-85) 266
- 4-Joe Saunders (2000-02) 255
- 5-Jason Bush (1999-02) 248

Year-by-Year Leaders: 1954-2005

At Bats

Year	Name, Pos.	At Bats
1954	Howie Wright, c.....	93
1955	Billy Anderson, 3b.....	90
1956	Leo Burke, cf.....	88
	Dave Kuhn, p.....	88
1957	Jimmy Steele, 2b.....	84
1958	Cecil Maynor, 1b.....	81
1959	Travis Poole, of.....	73
	Jimmy Graves, of-p.....	73
1960	Dickie Snead, cf.....	79
1961	B.J. Quesenberry, 1b.....	81
1962	Eddie Hite, 2b.....	60
1963	Dee Dalrymple, ss.....	88
1964	Tom Green, of.....	78
1965	Bob Dickerson, 3b.....	93
1966	Johnny Oates, c.....	56
1967	Dick Shroy, of.....	85
1968	Bobby Settle, 2b.....	82
1969	Bob Elwell, cf.....	125
1970	Eddy Oates, 1b-p.....	84
	Wayne Javins, ss.....	84
	George Shorter, c.....	84
1971	John Van Arnhem, c.....	95
1972	Mike Dixon, of.....	89
1973	Vince Carbaugh, 2b.....	95
1974	Vince Carbaugh, 2b.....	122
1975	Gene Fornash, 2b.....	135
1976	Scott Atkins, ss.....	174
1977	Dennis Duff, lf.....	146
1978	Dennis Duff, lf.....	157
1979	Harold Williams, 1b.....	163
1980	Brian Rupe, lf.....	183
1981	Jim Stewart, 3b.....	217
1982	Brian Rupe, cf.....	228
1983	Budgie Clark, 2b.....	175
1984	George Canale, 1b.....	217
1985	Tim Buheller, cf.....	*254
1986	Tim Buheller, cf.....	233
1987	Brian Henderson, ss.....	191
1988	Randy Berlin, dh.....	226
1989	Mike Conte, cf.....	233
1990	Shaun Thomas, cf.....	228
1991	J.R. Hawkins, dh.....	187
1992	Steve Render, lf.....	200
1993	J.R. Hawkins, rf.....	184
1994	Bo Durkac, 3b.....	227
1995	Mike Terhune, 2b.....	238
1996	Josh Herman, c.....	215
1997	Chad Foutz, 3b.....	239



Howie Wright


1998	Addison Bowman, 3b.....	205
1999	Barry Gauch, c.....	227
	Addison Bowman, ss.....	227
2000	Addison Bowman, lf-3b.....	235
2001	Addison Bowman, 3b.....	220
2002	Marc Tugwell, 2b.....	231
2003	Marc Tugwell, 2b.....	226
2004	Chris Stanton, 3b.....	224
2005	Chris Stanton, 1b.....	186

Runs

Year	Name, Pos.	Runs
1954	Howie Wright, c.....	23
1955	Howie Wright, c.....	24
1956	Welford Lucy, 1b-of.....	20
1957	Dave Kuhn, p.....	18
1958	Jimmy Steele, 2b.....	25
1959	Dickie Snead, cf.....	21
1960	Harold Honeycutt, c.....	24
1961	Eddie Hite, 2b.....	17
1962	Eddie Hite, 2b.....	10
1963	Dave Blake, rf.....	16
1964	Sonny Rice, of.....	17
1965	Bob Dickerson, 3b.....	18
1966	Bob Kramer, 2b.....	16
1967	Jerry Vinson, ss.....	17
1968	Bob Elwell, cf.....	18
1969	Wayne Javins, 3b.....	30
1970	Steve Rosson, cf.....	16
1971	Rick Harris, of-p.....	18
1972	Vince Carbaugh, 2b.....	19
1973	Mike Dixon, of.....	21
1974	David Halstead, of.....	21
	Vince Carbaugh, 2b.....	21
1975	Gene Fornash, 2b.....	32
1976	Paul Adams, dh.....	46
1977	Dennis Duff, lf.....	41
1978	Dennis Duff, lf.....	39
1979	Harold Williams, 1b.....	38
1980	Brian Rupe, lf.....	50
1981	Franklin Stubbs, 1b.....	80
1982	Brian Rupe, cf.....	*82
1983	Eric Helgeson, of.....	45
1984	Tim Buheller, cf.....	69
1985	Tim Buheller, cf.....	*82
1986	George Canale, 1b.....	76
1986	Doug Basse, lf.....	76
1987	Trey McCoy, lf.....	53
1988	Len Wentz, 2b.....	73
1989	Craig Blum, ss.....	66
1990	David Dallas, 2b-ss.....	56
1991	David Dallas, ss.....	51
1992	David Dallas, 2b.....	58
1993	Dee Dalton, ss.....	49
1994	Bo Durkac, 3b.....	57
1995	Bo Durkac, 3b.....	54
1996	Kevin Barker, cf.....	63
1997	Barry Gauch, c.....	58
1998	Eric Shiflett, lf.....	49
1999	Matt Griswold, of.....	67
2000	Addison Bowman, lf-3b.....	49
2001	Chris Hutchison, rf.....	47
2002	Brad Bauder, cf.....	55
2003	Marc Tugwell, 2b.....	64
2004	Chris Stanton, 3b.....	49
2005	Chris Stanton, 1b.....	41

Hits

Year	Name, Pos.	Hits
1954	Howie Wright, c.....	34
1955	Howie Wright, c.....	26
1956	Leo Burke, cf.....	28
1957	Bobby Wolfenden, p-of.....	24
1958	Dave Kuhn, p.....	29



Brian Rupe hit .420 for the Hokies in 1981 and scored a school-record 82 runs in 1982.

1959	Dickie Snead, of.....	27
1960	Travis Poole, of.....	25
1961	Dave Blake, c.....	25
1962	Eddie Hite, 2b.....	18
1963	Tom Green, of.....	32
	Dave Blake, rf.....	32
1964	DeMoss Price, 3b.....	22
1965	Bob Dickerson, 3b.....	27
1966	Johnny Oates, c.....	23
1967	Johnny Oates, c.....	25
1968	Jim Dean, 1b.....	30
1969	Dean Hahn, p-of.....	44
1970	Wayne Javins, ss.....	30
1971	John Van Arnhem, c.....	49
1972	Gene Fornash, ss.....	29
1973	Gene Fornash, ss.....	32
1974	Vince Carbaugh, 2b.....	36
1975	Gene Fornash, 2b.....	48
1976	Scott Atkins, ss.....	53
1977	Dennis Duff, lf.....	49
1978	Andy Aldrich, dh.....	48
	Dennis Duff, lf.....	48
1979	Harold Williams, 1b.....	49
1980	Jim Stewart, rf.....	60
1981	Brian Rupe, cf.....	84
1982	Jim Stewart, 3b.....	88
1983	Budgie Clark, 2b.....	63
1984	Budgie Clark, 2b.....	75
1985	Tim Buheller, cf.....	*92
	Shaun Sullivan, rf.....	*92
1986	Doug Basse, lf.....	82
1987	Trey McCoy, lf.....	67
1988	Randy Berlin, dh.....	86
1989	Craig Blum, ss.....	85
1990	Len Wentz, 3b.....	77
1991	David Dallas, ss.....	66
1992	Steve Render, lf.....	72
1993	Bo Durkac, 3b.....	77
1994	Bo Durkac, 3b.....	75
1995	Mike Terhune, 2b.....	76
1996	Kevin Barker, cf.....	73
1997	Chad Foutz, 3b.....	88
1998	Addison Bowman, 3b.....	71

1999	Barry Gauch, C.....	85
2000	Addison Bowman, lf-3b.....	78
2001	John West, 1b.....	75
2002	John West, 3b.....	82
2003	Marc Tugwell, 2b.....	90
2004	Chris Stanton, 3b.....	69
2005	Bryan Thomas, 3b.....	71


Doubles

Year	Name, Pos.	Doubles
1954	Jimmy Clarke, 2b.....	4
1955	Bobby Scruggs, ss.....	9
1956	Cecil Maynor, 1b-of.....	6
1957	Jimmy Steele, 2b.....	5
	John Sapon, c.....	5
	Jimmy Seay, ss.....	5
1958	Dave Kuhn, p.....	10
1959	Al Sebest, 3b-c.....	6
1960	Jimmy Graves, p-rf.....	5
1961	Eddie Hite, 2b.....	5
1962	Eddie Hite, 2b.....	2
	Dee Dalrymple, ss.....	2
	Wayne Hanks, 1b.....	2
1963	Dave Blake, rf.....	5
1964	Tom Green, of.....	4
	Sonny Rice, of.....	4
	M.H. Herndon, inf-p.....	4
1965	Tommy Black, ss.....	6
1966	Tom Childress, 3b.....	3
1967	Bob Elwell, of.....	7
1968	Jerry Vinson, ss.....	7
1969	Wayne Javins, 3b.....	9
	Dean Hahn, p-of.....	9
1970	Wayne Javins, ss.....	12
1971	John Van Arnhem, c.....	7
	Wayne Javins, 3b-ss.....	7
1972	Mike Dixon, of.....	6
1973	Paul Allen, 1b.....	6
1974	Gene Fornash, ss.....	8
1975	David Halstead, of-p.....	11
1976	Paul Adams, dh.....	12
	Wayne Shelton, c.....	12
	Lewis Dillon, 1b.....	12
1977	Steve Dodd, rf.....	9

1978	Dennis Duff, lf.....	10
1979	Andy Aldrich, dh.....	13
1980	Jay Phillips, 3b.....	12
1981	Jimmy Foit, ss.....	18
1982	Jay Phillips, 2b.....	21
1983	Shaun Sullivan, cf.....	11
	Budgie Clark, 2b.....	11
	Billy Plante, of-3b.....	11
1984	Budgie Clark, 2b.....	17
1985	Shaun Sullivan, rf.....	17
1986	Doug Basse, lf.....	19
1987	Trey McCoy, lf.....	16
1988	Alan El-Amin, rf.....	22
1989	Casey Waller, 3b.....	*25
1990	Len Wentz, 3b.....	20
1991	J.R. Hawkins, dh.....	14
1992	Les Jennette, 1b.....	18
1993	J.R. Hawkins, rf.....	15
1994	Bo Durkac, 3b.....	24
1995	Bo Durkac, 3b.....	23
1996	Josh Herman, c.....	20
1997	Eric Shiflett, lf.....	16
1998	Matt Griswold, rf.....	18
	Addison Bowman, 3b.....	18
1999	Addison Bowman, ss.....	18
2000	Addison Bowman, lf-3b.....	14
	Jed English, dh-c.....	14
2001	Addison Bowman, 3b.....	16
2002	Brad Bauder, cf.....	21
2003	Marc Tugwell, 2b.....	17
2004	Wyatt Toregas, c.....	14
2005	Chris Stanton, 1b.....	18

Triples

Year	Name, Pos.	Triples
1954	Leo Burke, cf.....	3
1955	Jimmy Clarke, 2b.....	4
1956	Gerald Williams, p.....	2
1957	Dave Kuhn, p.....	2
1958	Dave Kuhn, p.....	2
1959	Dickie Snead, of.....	4
1960	Harold Honeycutt, c.....	2
	Lee Reynolds, inf.....	2
1961	Dave Blake, rf.....	2
1962	Eddie Hite, 2b.....	3
1963	Dave Blake, rf.....	2
	Larry Lawson, c.....	2
	Aster Sizemore, 3b.....	2
1964	John Whitesell, p.....	3
1965	Bob Kramer, 2b.....	2
1966	Johnny Oates, c.....	4
1967	Dick Shroy, of.....	1
	Jim Dean, 1b.....	1
1968	Jim Dean, 1b.....	2
	Dean Hahn, p-of.....	2
1969	Ron Shockley, p.....	2
1970	Mike Dixon, of.....	1
	Jimmy Jefferson, of.....	1
	Phil Eggborn, rf.....	1
1971	seven players with 1 each	
1972	Daryl McMurtry, inf-c.....	2
1973	Gene Fornash, ss.....	2
	Mike Arrington, p.....	2
1974	David Halstead, of.....	4
1975	Lewis Dillon, 1b.....	4
1976	Paul Adams, dh.....	4
1977	Dennis Duff, lf.....	4
1978	Andy Aldrich, dh.....	4
1979	Harold Williams, 1b.....	2
	Brian Rupe, cf.....	2
1980	Franklin Stubbs, 1b.....	5
1981	Jim Stewart, 3b.....	5
1982	Jimmy Foit, ss.....	3
	Wayne King, dh.....	3
1983	seven players with 1 each	
1984	Tim Buheller, cf.....	2
1985	George Canale, 1b.....	4



Paul Adams was the first Tech player to hit 10 home runs in a season.

1986	Tim Buheller, cf.....	5
1987	Brian Henderson, ss.....	2
1988	Len Wentz, 2b.....	3
1989	Len Wentz, 2b.....	4
	Mike Conte, cf.....	4
1990	Shaun Thomas, cf.....	7
1991	David Dallas, ss.....	5
1992	Jay Honse, 1b.....	4
1993	Dee Dalton, ss.....	3
1994	Bo Durkac, 3b.....	5
1995	Kevin Barker, cf.....	6
1996	Kevin Barker, cf.....	*9
1997	Randy Martin, 2b.....	5
1998	Chad Foutz, 3b-ss.....	2
1999	Larry Bowles, 1b-p.....	3
	Barry Gauch, c.....	3
	Chris Hutchison, of.....	3
2000	Brad Bauder, of.....	3
	Spencer Harris, ss.....	3
	Chris Hutchison, rf.....	3
2001	John West, 1b.....	4
2002	Wyatt Toregas, c-rf.....	4
2003	Chris Stanton, 3b.....	6
2004	Sheldon Adams, of.....	3
2005	Bryan Thomas, 3b.....	4

Home Runs

Year	Name, Pos.	Home Runs
1954	Howie Wright, c.....	5
1955	Leo Burke, cf.....	2
	Welford Lucy, 1b.....	2
	Dave Kuhn, p.....	2
1956	Leo Burke, cf.....	3
1957	Bobby Wolfenden, p.....	2
	John Sapon, c.....	2
1958	Bob McCoy, 1b.....	2
	John Brannon, p.....	2
1959	Dickie Snead, of.....	3
	Jimmy Graves, of-p.....	3
1960	Travis Poole, of.....	4
1961	Don Coleman, p-rf.....	3
1962	Lee Melear, p.....	1
	Don Coleman, p-rf.....	1
	Sam Jenkins, p.....	1
1963	Larry Lawson, c.....	5
1964	Henry Webb, 1b.....	2
	Eddie Broce, 2b.....	2
1965	Henry Webb, 1b.....	2
	Wade Walsh, c.....	2
	Hank Gordon, c-of.....	2
1966	Johnny Oates, c.....	3
1967	Johnny Oates, c.....	4
1968	Dean Hahn, p.....	5
1969	Wayne Javins, 3b.....	3
	George Shorter, c.....	3
1970	Ken Weatherman, 3b.....	3
1971	John Van Arnhem, c.....	7

Wayne Javins, 3b-ss.....	7	
1972 John Van Arnhem, c.....	3	
1973 five players with 2 each		
1974 David Halstead, of.....	6	
1975 Paul Adams, dh.....	9	
1976 Paul Adams, dh.....	10	
1977 Wayne Shelton, c.....	10	
1978 Dennis Duff, lf.....	15	
1979 Harold Williams, 1b.....	7	
	Dave Richardson, rf.....	7
1980 Franklin Stubbs, 1b.....	13	
1981 Franklin Stubbs, 1b.....	*29	
1982 Jim Stewart, 3b.....	18	
	Brian Rupe, cf.....	18
1983 Budgie Clark, 2b.....	11	
1984 Billy Plante, 3b.....	23	
1985 Billy Plante, 3b.....	27	
1986 George Canale, 1b.....	*29	
1987 Trey McCoy, lf.....	21	
1988 Trey McCoy, lf.....	24	
1989 Mike Conte, cf.....	14	
1990 Rod Emmons, rf.....	8	
	Len Wentz, 3b.....	8
	Les Jennette, 1b.....	8
1991 J.R. Hawkins, dh.....	5	
1992 Les Jennette, 1b.....	12	
1993 Dee Dalton, ss.....	14	
1994 David Fitt, 1b.....	11	
1995 Bo Durkac, 3b.....	13	
1996 Kevin Barker, cf.....	20	
1997 Barry Gauch, c.....	14	
1998 Matt Griswold, rf.....	9	
	Barry Gauch, c.....	9
1999 Larry Bowles, 1b-p.....	14	
2000 Addison Bowman, lf-3b.....	10	
2001 Addison Bowman, 3b.....	7	
	John West, 1b.....	7
2002 Brad Bauder, cf.....	14	
2003 Brad Bauder, cf.....	11	
2004 Sean O'Brien, 1b.....	6	
2005 Billy Marn, dh-of.....	6	

Runs Batted In

Year	Name, Pos.	RBIs
1954	Howie Wright, c.....	17
1955	Leo Burke, cf.....	21
1956	Leo Burke, cf.....	19
1957	Ray Struder, 3b.....	11
1958	Bob McCoy, 1b.....	19
1959	Dickie Snead, of.....	25
1960	Lee Reynolds, inf.....	22
1961	Lee Melear, p-1b.....	14
	Malcolm Cook, inf-p.....	14
1962	Don Coleman, p-of.....	10
1963	Dave Blake, rf.....	14
	Larry Lawson, c.....	14
1964	DeMoss Price, 3b.....	10
	Sonny Rice, of.....	10
1965	M.H. Herndon, of.....	13
1966	Johnny Oates, c.....	18
1967	Johnny Oates, c.....	16
	Dick Shroy, of.....	16
1968	Jim Dean, 1b.....	25
1969	Dean Hahn, p-of.....	27
	Bob Elwell, cf.....	27
1970	Wayne Javins, ss.....	15
1971	John Van Arnhem, c.....	34
1972	Gene Fornash, ss.....	14
1973	Gene Fornash, ss.....	14
1974	David Halstead, of.....	27
1975	Gene Fornash, 2b.....	29
1976	Paul Adams, dh.....	55
1977	Wayne Shelton, c.....	42
1978	Dennis Duff, lf.....	44
1979	Harold Williams, 1b.....	31
1980	Franklin Stubbs, 1b.....	49
1981	Franklin Stubbs, 1b.....	83
1982	Jim Stewart, 3b.....	68

1983	Budgie Clark, 2b.....	59
1984	George Canale, 1b.....	77
1985	Billy Plante, 3b.....	*88
1986	Trey McCoy, 3b.....	79
1987	Trey McCoy, lf.....	66
1988	Trey McCoy, lf.....	69
1989	Mike Conte, cf.....	60
1990	Les Jennette, 1b.....	55
1991	J.R. Hawkins, dh.....	36
1992	Les Jennette, 1b.....	73
1993	J.R. Hawkins, rf.....	46
1994	Bo Durkac, 3b.....	63
1995	Kevin Barker, cf.....	44
1996	Kevin Barker, cf.....	62
1997	Barry Gauch, c.....	70
1998	Matt Griswold, rf.....	65
1999	Barry Gauch, c.....	61
2000	Addison Bowman, lf-3b.....	49
2001	Addison Bowman, 3b.....	48
2002	Brad Bauder, cf.....	60
2003	Wyatt Toregas, c.....	60
2004	Sean O'Brien, 1b.....	45
2005	Bryan Thomas, 3b.....	31

Stolen Bases

Year	Name, Pos.	SBs
1954	Howie Wright, c.....	20
1955	Howie Wright, c.....	15
1956	Jimmy Steele, 2b.....	5
1957	Jimmy Steele, 2b.....	8
1958	Jimmy Steele, 3b.....	8
	Dave Kuhn, p.....	8
1959	Jimmy Steele, 2b.....	10
1960	Lee Reynolds, inf.....	6
1961	Eddie Hite, 2b.....	12
1962	Eddie Hite, 2b.....	8
1963	Dave Blake, rf.....	10
1964	Bob Dickerson, 3b.....	6
1965	Bob Dickerson, 3b.....	6
1966	Bob Kramer, 2b.....	5
1967	Dean Hahn, p-of.....	4
	Jerry Vinson, ss.....	4
	Bobby Settle, inf.....	4
1968	Eddy Oates, 1b-p.....	6
1969	Bobby Settle, 2b.....	9
1970	Johnny Foster, p-1b.....	4
1971	Vince Carbaugh, 2b.....	6
1972	Mike Dixon, of.....	9
1973	Tony Varboncoeur, 3b.....	5




Billy Plante drove in a school record 88 runs during the 1985 season.

Year-by-Year Leaders: 1954-2005

1974	Tom Acree, lf.....	7
1975	Tony Varboncoeur, 3b.....	13
1976	Rick Wade, 3b.....	28
1977	Rick Wade, 3b.....	21
	Dan Griel, 2b.....	21
1978	Scott Atkins, ss.....	14
1979	Brian Rupe, cf.....	22
1980	Jay Phillips, 3b.....	24
	Jim Stewart, rf.....	24
1981	Franklin Stubbs, 1b.....	34
1982	Brian Rupe, cf.....	30
1983	Tim Buheller, of.....	33
1984	Tim Buheller, cf.....	35
1985	Tim Buheller, cf.....	*40
1986	Tim Buheller, cf.....	32
1987	Brian Henderson, ss.....	9
1988	Randy Berlin, dh.....	16
1989	Mike Conte, cf.....	20
1990	David Dallas, 2b-ss.....	29
1991	David Dallas, ss.....	27
1992	David Dallas, 2b.....	23
1993	Popeye Smith, cf.....	9
1994	Popeye Smith, cf.....	14
1995	Mike Terhune, 2b.....	10
1996	David Fitt, 1b.....	17
1997	Randy Martin, 2b.....	18
1998	Randy Martin, 2b.....	16
1999	Randy Martin, 2b.....	31
2000	Gray Hodges, cf.....	13
2001	Spencer Harris, ss.....	10
2002	John West, 3b.....	12
	Marc Tugwell, 2b.....	12
	Chris Stanton, lf.....	12
2003	Chris Stanton, 3b.....	23
2004	Chris Stanton, 3b.....	34
2005	Nate Parks, cf.....	18

Pitching Victories

Year	Name (L-R)	Wins
1954	Jim Beard (R).....	7
1955	Grover Jones (L).....	4
1956	three pitchers with 2 each	
1957	Dave Kuhn (R).....	4
1958	four pitchers with 2 each	
1959	John Brannon (R).....	5
1960	Jimmy Graves (R).....	6
1961	Lee Melear (L).....	5
1962	Lee Melear (L).....	5
1963	Lee Melear (L).....	5
	Sam Jenkins (L).....	5
1964	John Whitesell (R).....	6
1965	Rick Alander (R).....	5
1966	John Whitesell (R).....	5
1967	Dean Hahn (R).....	6
1968	Wayne Groseclose (R).....	6
1969	Eddy Oates (R).....	7
1970	Berky Cundiff (R).....	6
1971	Berky Cundiff (R).....	4
1972	Berky Cundiff (R).....	5
1973	Jerry Watkins (R).....	5
1974	Mike Arrington (R).....	4
1975	Mike Arrington (R).....	8
1976	Jimmy Puglisi (R).....	7
1977	Duke Dickerson (R).....	10
1978	Mike Rhodes (L).....	6
1979	Dave Grier (R).....	9
1980	Mike Rhodes (L).....	8
1981	Paul Levy (L).....	11
1982	Ray Perkins (R).....	11
1983	Rick Knapp (R).....	10
1984	three pitchers with 8 each	
1985	Bean Stringfellow (L).....	10



Tim Buheller



Brad DuVal

1986	David Potts (R).....	9
1987	Brad DuVal (R).....	9
1988	Brad DuVal (R).....	11
1989	Mike Williams (R).....	11
1990	Mike Williams (R).....	11
1991	Scott Robertson (R).....	6
1992	Brad Clontz (R).....	*12
1993	Jamie Patteson (R).....	8
1994	Brian Fitzgerald (L).....	9
1995	Brian Fitzgerald (L).....	7
1996	three pitchers with 7 each	
1997	Denny Wagner (R).....	10
1998	Jon Hand (R).....	8
1999	Jason Bush (R).....	11
2000	Jason Bush (R).....	9
	Joe Saunders (L).....	9
2001	Joe Saunders (L).....	9
2002	Joe Saunders (L).....	9
2003	Ryan Kennedy (L).....	6
2004	Josh Biber (R).....	5
	Ryan Kennedy (L).....	5
2005	Ryan Kennedy (L).....	5
	Jake Chaney (R).....	5


Innings Pitched

Year	Name (L-R)	Innings
1954	Jim Beard (R).....	68
1955		
1956		
1957	Dave Kuhn (R).....	43.1
1958	John Brannon (R).....	51.0
1959	John Brannon (R).....	59.1
1960	Jimmy Graves (R).....	77.1
1961	Lee Melear (L).....	74.2
1962	Lee Melear (L).....	63.1
1963	Lee Melear (L).....	68.2
1964	John Whitesell (R).....	64.1
1965	Rick Alander (R).....	57.2
1966	John Whitesell (R).....	57.0
1967	Dean Hahn (R).....	52.2
1968	Steve Pittman (R).....	57.1
1969	Steve Pittman (R).....	68.0
1970	Berky Cundiff (R).....	61.0
1971	Doug Horton (R).....	50.0


1972	Berky Cundiff (R).....	59.0
1973	Berky Cundiff (R).....	64.1
1974	Mike Arrington (R).....	67.1
1975	Mike Arrington (R).....	98.1
1976	Jimmy Puglisi (R).....	69.2
1977	Duke Dickerson (R).....	101.0
1978	Duke Dickerson (R).....	68.0
1979	Dave Grier (R).....	94.0
1980	Mike Rhodes (L).....	86.0
1981	Paul Levy (L).....	98.0
1982	Ray Perkins (R).....	109.2
1983	John Patton (R).....	86.0
1984	Bean Stringfellow (L).....	84.0
1985	Bean Stringfellow (L).....	114.1
1986	David Potts (R).....	102.2
1987	Brad DuVal (R).....	88.2
1988	Brad DuVal (R).....	99.0
1989	Mike Williams (R).....	118.0
1990	Mike Williams (R).....	122.0
1991	Brad Clontz (R).....	85.1
1992	Brad Clontz (R).....	*130.0
1993	Ron Preston (R).....	90.0
1994	Brian Fitzgerald (L).....	115.2
1995	Brian Fitzgerald (L).....	117.1
1996	Brian Fitzgerald (L).....	96.2
1997	Denny Wagner (R).....	112.1
1998	Jon Hand (R).....	105.2
1999	Pat Pinkman (L).....	118.2
2000	Jason Bush (R).....	109.0
2001	Joe Saunders (L).....	116.1
2002	Jason Bush (R).....	101.1
2003	Jeff Landing (R).....	70.0
2004	Ryan Kennedy (L).....	84.2
2005	Ryan Kennedy (L).....	100.0

Strikeouts

Year	Name (L-R)	SOs
1954	Jim Beard (R).....	68
1955		
1956		
1957	Dave Kuhn (R).....	31
1958	John Brannon (R).....	47
1959	John Brannon (R).....	63
1960	Jimmy Graves (R).....	53
1961	Lee Melear (L).....	65
1962	Lee Melear (L).....	56
1963	Lee Melear (L).....	58
1964	John Whitesell (R).....	61
1965	Rick Alander (R).....	47
1966	John Whitesell (R).....	49
1967	Dean Hahn (R).....	66
1968	Wayne Groseclose (R).....	47
1969	Eddy Oates (R).....	45
1970	Berky Cundiff (R).....	58
1971	Berky Cundiff (R).....	37
1972	Mike Arrington (R).....	54
1973	Berky Cundiff (R).....	43
1974	Mike Arrington (R).....	55
1975	Mike Arrington (R).....	93
1976	Jimmy Puglisi (R).....	49
1977	Jimmy Puglisi (R).....	72
1978	Jimmy Puglisi (R).....	43
1979	Dave Grier (R).....	62
1980	Mike Rhodes (L).....	77
1981	Paul Levy (L).....	71
1982	John Patton (R).....	82
1983	John Patton (R).....	63
1984	Bean Stringfellow (L).....	80
1985	Bean Stringfellow (L).....	*119
1986	David Potts (R).....	92
1987	Brad DuVal (R).....	90
1988	Brad DuVal (R).....	94
	Greg Ferguson (L).....	94
1989	Mike Williams (R).....	99



Brian Fitzgerald



Bean Stringfellow

Best Control

SEASON (Minimum 45 Innings Pitched)


Player	Year	BB	IP	BB per 9 innings
Ian Ostlund	2001	15	101.1	1.33
Berky Cundiff	1972	11	59	1.68
Berky Cundiff	1973	12	64.1	1.68
Jon Hand	1996	17	90.1	1.69
Brian Fitzgerald	1993	11	57.2	1.72
Jason Bush	2000	21	109	1.73
Brian Fitzgerald	1995	23	117.1	1.76
Jon Hand	1998	21	105.2	1.79
Duke Dickerson	1976	11	54.2	1.81
Duke Dickerson	1978	14	68	1.85
Bryce Gammon	1994	10	48	1.88
Berky Cundiff	1970	13	61	1.92
Bob Fisher	1978	10	46.1	1.94
Jason Bush	2002	22	101.1	1.95
Sean Hummel	1996	18	82.2	1.96
Lee Melear	1963	15	68.2	1.97

CAREER (Minimum 135 Innings Pitched)


Player	Years	BB	IP	Ratio
Brian Fitzgerald	1993-96	84	387.1	1.95
Berky Cundiff	1970-73	51	230.2	1.99
Jon Hand	1995-98	89	376.2	2.13
Jason Bush	1999-02	96	377.1	2.29
Steve Pittman	1967-69	42	155.2	2.43
Lee Melear	1961-63	60	206.2	2.61



Ian Ostlund



Lee Melear



Jon Hand

1990	Mike Williams (R)	97
1991	Brad Clontz (R)	84
1992	Brad Clontz (R)	115
1993	Ron Preston (R)	57
1994	Ron Preston (R)	69
1995	Brian Fitzgerald (L)	84
1996	Brian Fitzgerald (L)	86
1997	Denny Wagner (R)	110
1998	Pat Pinkman (L)	82
1999	Larry Bowles (L)	106
2000	Jason Bush (R)	70
2001	Joe Saunders (L)	87
2002	Joe Saunders (L)	102
2003	Jeff Landing (R)	52
2004	Ryan Kennedy (L)	61
2005	Ryan Kennedy (L)	74

Earned Run Average (Starters and top relievers only)

Year	Name (L-R)	ERA
1954	John Dean (R)	2.35
1955		
1956		
1957	Dave Kuhn (R)	1.45
1958	Sam Jackson (R)	3.90
1959	Bill May (R)	2.96
1960	Jimmy Graves (R)	1.51
1961	Lee Melear (L)	2.41
1962	Sam Jenkins (L)	*0.49
1963	Lee Melear (L)	1.97
1964	Skip Vance (R)	2.56
1965	Dickie Kelly (L)	2.72
1966	John Whitesell (R)	3.47
1967	Dean Hahn (R)	2.22
1968	Wayne Groseclose (R)	1.42
1969	Eddy Oates (R)	1.16
1970	Doug Horton (R)	1.21

1971	Jack Tatem (R)	1.30
1972	Berky Cundiff (R)	1.98
1973	Berky Cundiff (R)	1.82
1974	Mike Arrington (R)	2.00
1975	Jimmy Puglisi (R)	2.15
1976	Orvin Kiser (R)	0.73
1977	Dean Powell (L)	1.35
1978	Timmy Puglisi (R)	2.87
1979	Jimmy Chellis (R)	3.08
1980	Mike Rhodes (L)	2.51
1981	Jeff Heidig (L)	2.73
1982	Jim Stewart (R)	2.31
1983	Bean Stringfellow (L)	2.52
1984	Rodney Brooks (R)	2.84
1985	Bean Stringfellow (L)	3.31
1986	David Potts (R)	4.12
1987	Greg Ferguson (L)	2.21
1988	Wally Galla (R)	3.61
1989	Mike Williams (R)	3.28
1990	Scott Sorkin (R)	2.28
1991	Brad Clontz (R)	3.69
1992	Brad Clontz (R)	3.32
1993	Mark Thompson (R)	1.37
1994	Charlie Gillian (R)	1.53
1995	Charlie Gillian (R)	1.45
1996	Charlie Gillian (R)	1.98
1997	Rob Simms (R)	3.12
1998	Pat Pinkman (L)	3.97
1999	Pat Pinkman (L)	3.72
2000	Joe Saunders (L)	3.92
2001	Joe Saunders (L)	3.48
2002	Joe Saunders (L)	2.86
2003	Matt Dalton (R)	0.76
2004	Nicky Bowers (R)	2.61
2005	Ryan Kennedy (L)	4.05

*Tech record

Toughest Strikeouts

SEASON (Minimum 70 At Bats)


Player, Pos.	Year	SO	AB	Ratio SO to AB
Mike Preisser, 2b	1979	0	130	0-130
Wayne King, 1b	1983	3	169	1-56.3
John Van Arnhem, c	1971	2	95	1-47.5
Sandy Hill, cf	1975	2	88	1-44.0
Josh Herman, dh-c	1993	2	80	1-40.0
Eddy Oates, 2b	1970	3	84	1-28.0
Jay Phillips, 2b	1982	8	217	1-27.1
Mike Preisser, 3b-of	1978	4	98	1-24.5
M.H. Herndon, 3b-of	1965	3	73	1-24.3
Dave Blake, rf	1963	4	84	1-21.0
Brian Rupe, lf	1980	9	183	1-20.3

CAREER

	Year	SO	AB	SO to AB
4-Year Career:				
Mike Preisser, 2b	1977-80	25	497	1-19.9
3-Year Career:				
Wayne King, 1b-dh	1981-83	18	339	1-18.8
2-Year Career:				
John Van Arnhem, c	1971-72	8	172	1-21.5

Leading Hitters Since 1953


Yr.	Cl.	Name	BAvg.	Yr.	Cl.	Name	BAvg.	Yr.	Cl.	Name	BAvg.	Yr.	Cl.	Name	BAvg.
71	Jr.	John Van Arnhem	.516	86	Jr.	George Canale	.373	85	Jr.	Tim Buheller	.362	70	Jr.	Wayne Javins	.357
93	So.	Bo Durkac	.423	85	Sr.	Shaun Sullivan	.372	96	Jr.	Kevin Barker	.361	01	Jr.	John West	.357
81	Jr.	Brian Rupe	.420	04	Fr.	Sean O'Brien	.372	98	Jr.	Matt Griswold	.361	59	Jr.	Travis Poole	.356
92	Jr.	Mike Reedy	.418	99	Sr.	Barry Gauch	.374	81	Jr.	Jimmy Foit	.360	59	Jr.	Jimmy Graves	.356
81	So.	Franklin Stubbs	.417	85	Sr.	Chuck Boyle	.372	83	So.	Budgie Clark	.360	75	Sr.	Gene Fornash	.356
58	Sr.	Dave Kuhn	.414	91	Jr.	David Dallas	.371	92	Sr.	Steve Render	.360	97	Sr.	Matt Reynolds	.356
63	Jr.	Tom Green	.410	81	Jr.	Jim Stewart	.369	59	Sr.	John Brannon	.359	66	Sr.	M.H. Herndon	.355
66	So.	Johnny Oates	.410	97	So.	Eric Shiflett	.369	84	Sr.	John Bowler	.359	88	Jr.	Mike Conte	.352
97	So.	Matt Griswold	.408	61	So.	Lee Melear	.368	72	Fr.	Gene Fornash	.358	99	So.	Addison Bowman	.352
87	So.	Trey McCoy	.406	97	So.	Chad Foutz	.368	80	So.	Jay Phillips	.358	83	Fr.	Tim Buheller	.351
82	Sr.	Jim Stewart	.404	00	Fr.	Jed English	.368	92	Sr.	David Dallas	.358	68	Jr.	Dean Hahn	.350
03	Sr.	Marc Tugwell	.398	69	Sr.	Dean Hahn	.367	68	Jr.	Dean Hahn	.357	84	Jr.	Budgie Clark	.350
84	Jr.	Billy Plante	.392	81	Sr.	Andy Aldrich	.367								
03	So.	Chris Stanton	.392	54	Jr.	Howie Wright	.366								
99	So.	Larry Bowles	.390	74	Jr.	David Halstead	.366								
92	Sr.	Les Jennette	.389	86	Sr.	Doug Basse	.366								
59	Jr.	Dickie Sneed	.386	56	So.	Cecil Maynor	.365								
05	So.	Bryan Thomas	.384	84	Jr.	Shaun Sullivan	.365								
63	Sr.	Dave Blake	.381	89	Jr.	Casey Waller	.365								
88	Jr.	Trey McCoy	.381	89	Jr.	Len Wentz	.365								
88	Jr.	Randy Berlin	.381	90	Sr.	Len Wentz	.365								
68	Sr.	Jim Dean	.378	98	Jr.	Eric Shiflett	.365								
89	Sr.	Craig Blum	.378	55	Jr.	Macey White	.364								
02	Sr.	John West	.378	76	Jr.	Sandy Hill	.364								
73	So.	Gene Fornash	.376	82	Jr.	Wayne King	.364								
83	So.	Shaun Sullivan	.375	81	Jr.	Joe Mitchell	.363								



Chuck Hartman



G.F. "Red" Laird



Bob Humphreys



Bo Durkac



Mike Reedy



Shaun Sullivan



Les Jennette

Coaches' Records

Years	Coach	Seasons	Won	Lost	Tied	Pct.
1895	J. McJames	1	3	2	0	.600
1896	R.S. Wilkins	1	3	8	0	.273
1897	Lipep	1	9	6	0	.600
1900-01	Dr. A.B. Morrison	2	11	8	0	.579
1903	Orth	1	8	4	0	.667
1904	R.R. Brown	1	6	5	0	.546
1905	Dr. Knox	1	6	5	0	.546
1906-07	S.S. (Happy) Eckerstone	2	10	11	0	.476
1908	C.P. Miles	1	3	4	1	.438
1909	R.M. Brown	1	11	6	0	.647
1910-11	Branch Boccock	2	23	14	1	.618
1912	L.W. Reiss	1	9	9	0	.500
1913	C.P. Miles	1	3	3	0	.500
1914	Branch Boccock	1	15	4	1	.775
1915	R.B. Prince	1	21	0	0	1.000
1916-17	W.G. Breintenstein	2	18	5	0	.783
1918-20	Charles A. Bernier	3	36	23	0	.610
1921-23	W.L. (Monk) Younger	3	31	27	3	.533
1924-32	George S. Kircher	9	77	56	7	.575
1933-39	H.M. (Mac) McEver	7	41	72	1	.364
1940-43	G.F. (Red) Laird	4	27	28	1	.491
1944	H.M. (Mac) McEver	1	9	4	0	.692
1945-47	G.S. (Gummy) Proctor	3	29	21	0	.580
1948-73	G.F. (Red) Laird	26	316	247	3	.561
1974-78	Bob Humphreys	5	135	60	0	.692
1979-	Chuck Hartman	27	941	558	8	.627


Most Wins

Coach	Seasons	Won	Lost	Tied	Pct.
Chuck Hartman	27	941	558	8	.627
G.F. (Red) Laird	30	343	275	4	.555
Bob Humphreys	5	135	60	0	.692
George S. Kircher	9	77	56	7	.575
H.M. (Mac) McEver	8	50	76	1	.398



The

UNIVERSITY




The Hokie Stone Story

Hokie Stone is used to construct most of the buildings on the beautiful Tech campus. This natural rock is 475-million-year-old dolomite limestone, mined from a quarry located less than a mile from Cassell Coliseum.

In constructing the buildings at Tech, a stone mason shapes individual stones, arranges them and cements them together with mortar to create walls of great strength and durability.

What Is a Hokie?

That's the most often-asked question in Virginia Tech athletics. The answer leads all the way back to 1896 when Virginia Agricultural and Mechanical College changed its name to Virginia Polytechnic Institute. With the change came the necessity for writing a new cheer and a contest for such a purpose was held by the student body. Senior O.M. Stull won first prize for his "Hokie" yell which still is used today. Later, when asked if "Hokie" had any special meaning, Stull explained the word was solely the product of his imagination and was used only as an attention-getter for his yell. It soon became a nickname for all Tech teams and for those people loyal to Tech athletics. The official University school colors - Chicago maroon and burnt orange also were introduced in 1896. The colors were chosen by a committee because they made a "unique combination" not worn elsewhere at the time.



Interesting Facts About Virginia Tech

- *The university offers more career options than any other Virginia university, with 180 undergraduate and graduate degree programs.*
- *The university's annual budget is about \$821 million.*
- *Tech has about 185,000 alumni from every state and about 100 countries.*
- *All campus facilities, including residence halls, have high-speed connections to voice, data, and video communications.*
- *Virginia Tech is one of three public universities in the country that offers the combined advantages of a military-style leadership development program through the Virginia Tech Corps of Cadets and a traditional academic and social life.*
- *U.S. News & World Report ranked Virginia Tech's undergraduate program 32nd best among national public universities. Of all universities – public or private – it ranked Tech the 46th best value in the country.*
- *The National Science Foundation ranked Tech 11th in the nation in agricultural research expenditures.*
- *The university's undergraduate engineering program is 19th among the nation's engineering schools and 10th among public universities, according to U.S. News & World Report.*
- *The Corporate Research Center was cited for best practice of technology transfer in a national study.*
- *The university's career and technical education graduate program in the School of Education was ranked third nationally by U.S. News & World Report.*
- *The Pamplin College of Business undergraduate program was ranked 38th in the nation in the latest U.S. News and World Report rankings. The M.B.A. program was rated 58th in the world by the Financial Times.*
- *Virginia Tech consistently ranks among the top 15 schools in the nation in number of patents received.*
- *In 2004, the London Times ranked Virginia Tech among its top 200 universities in the world.*

Visit Virginia Tech on the Internet at: www.vt.edu

This Is Virginia Tech

From a meager beginning in October of 1872, Virginia Polytechnic Institute and State University, popularly known as Virginia Tech, has evolved into a comprehensive university of national and international prominence. As Virginia's largest university, with 25,600 students on campus, and one of the top research institutions in the nation, it is an institution that firmly embraces a history of putting knowledge to work. That tradition is rooted in the motto, Ut Prosim: "That I May Serve," and Virginia Tech's land-grant missions of instruction, research, and solving the problems of society through public service and outreach activities.

Instruction

Virginia Tech's eight colleges (Agriculture & Life Sciences, Architecture & Urban Studies, Pamplin College of Business, Engineering, Liberal Arts & Human Sciences, Natural Resources, Science, and Virginia-Maryland Regional College of Veterinary Medicine, plus the Graduate School) offer more degree programs than any other university in the state with 60 undergraduate and 120 graduate programs. Virginia Tech is one of the nation's leaders in developing and using new instructional technologies.

Research

With annual research expenditures of about \$269 million, Virginia Tech consistently ranks among the top research universities in the United States. With more than 100 research centers, the university also consistently ranks among the top institutions in industry-supported research and near the top 10 in the number of patents issued each year.

The university's faculty and students are involved in more than 3,700 research projects in fields ranging from biotechnology to materials, from the environment and energy to food and health, and from transportation to computing information.

Outreach & International Affairs

As part of its outreach mission, Virginia Tech is involved in a multitude of economic and community development projects. For example, it helps global marketing efforts, investigates better uses for strip-mined land, helps clean the Chesapeake Bay and other state


waterways, directs reforestation in Senegal — and the list goes on.

Outreach efforts focus on education and the dissemination of knowledge in the global society in which we live.

Professionals, organizations,

and communities tap Virginia Tech's vast resources, expertise, and research results through hundreds of continuing education programs, part of Outreach Program Development. Virginia Tech has a long history of providing innovative distance

learning techniques, such as satellite videoconferencing, multimedia, interactive video, interactive computer conferencing, and web-based courses, to meet the various needs of working adults and other nontraditional students.



Virginia Tech at a Glance

Tech Ranks Among 'Best Values' in Public Colleges

Virginia Tech ranks in the nation's top 20 public colleges and universities that offer a first-class educational experience at a bargain price, according to *Kiplinger's Personal Finance* magazine. Released on Jan. 10, the *Kiplinger 100: Best Values in Public Colleges* list places Virginia Tech 20th among 100 institutions where students can receive "a stellar education without graduating with a mountain of debt," according to the publication's editors.

Identified from a pool of more than 500 public four-year colleges and universities, the top 100 colleges were ranked according to academic quality, cost, and financial aid opportunities. Although three other Virginia universities made the top 20 list, including the University of Virginia, the College of William and Mary, and James Madison University, Virginia Tech remains the lowest-cost public university in Virginia. Of the 15 four-year public colleges and universities in the state, Virginia Tech has the lowest overall cost to attend (tuition, mandatory fees, and room and board).

In addition to its low overall cost, Virginia Tech has begun a program to steadily increase financial aid to ensure access for all who qualify to study at Tech. Beginning in the 2006-07 academic year, the university will increase its level of institutional funding for financial aid provided to undergraduate students from low- to moderate-income families. An innovative financial aid program, "Funds for the Future," will protect these students from tuition and mandatory fee increases during their four years at the university. Along with tuition- and fee-increase protection, qualifying students who complete the Free Application for Federal Student Aid will be considered for additional grant assistance from Virginia Tech's Office of Scholarships and Financial Aid.



- *Eight colleges and a graduate school*
- *60+ bachelor's degree programs*
- *120 master's and doctoral degree programs*
- *16:1 student-faculty ratio*
- *Main campus includes 100 buildings, 2,600 acres of land and an airport*
- *Computing and communications complex for worldwide information access*
- *Currently ranked among the nation's top research institutions*
- *Has adjacent corporate research park*
- *The most popular majors for incoming first year students in the fall of 2005 were university studies, general engineering, business, biological sciences, communication, psychology, marketing, political science, animal and poultry sciences and architecture.*
- *Just how big is Virginia Tech? There are 334 buildings consisting of 8,041,248 square feet under 100 acres of roof.*
- *It's a good thing students have 15 minutes to get to class. The campus, located on 2,600 acres, has 20 miles of sidewalks.*
- *With 8,681 students housed in 36 residence halls, Tech has the 14th largest housing program in the country.*
- *Virginia Tech has the 11th largest dining program in the country, serving 17,000 students, faculty and staff 3.6 million meals per year.*



Charles Steger *University President*

Now in his sixth year as President of Virginia Tech, Dr. Charles Steger has charted a course to bolster the university's research enterprise and compete among the nation's elite research institutions. Under his direction, the university has adopted a strategic plan, which is guiding the growth of the research enterprise, fostering outreach initiatives, and increasing quality across all aspects of the academic community.

Steger's ties to Virginia Tech span five different decades as a

student, professor, dean, vice president and now president. While on the faculty, he twice won teaching excellence awards. When he became dean of the College of Architecture and Urban Studies in 1981, he was, at age 33, the youngest architecture dean in the nation.

As Vice President for Development and University Relations, Steger built a critical base of private support when he led the Campaign for Virginia

Tech, which raised more than \$337 million. Today, private support from Virginia Tech's alumni and friends continues to play an essential role in this university community. Last year, the university raised \$77 million, a 15 percent increase over the previous year.

Steger received his Bachelor of Architecture degree, Master of Architecture degree and Ph.D., in Environmental Science and Engineering from Virginia Tech.



Jim Weaver *Director of Athletics*

James C. Weaver, whose innovative ideas and work as a reformer have made him one of college athletics' most popular administrators, is the director of athletics at Virginia Tech.

Weaver, 60, was appointed on Sept. 24, 1997 and has been a tireless leader on behalf of Tech athletics. In his years on the job at Tech, Weaver has taken steps to place increased emphasis on projects benefiting student-athletes and fans.

A top personal priority for Weaver is the continuing improvement of Tech's facilities. When it comes to athletic facilities, Weaver has a simple philosophy. "as soon as you sit still in terms of facilities, you have taken a step backward," he says.

Major renovations on the west side of Lane Stadium are nearing completion. In addition to luxury suites and other game day amenities, the structure will house a ticket office, athletic fund offices, an Athletics Hall of fame and a new student academic services area.

Improvements to the baseball field include lights, a new drainage system, outfield fence and backstop.

Weaver came to Tech from Western Michigan University where he was director of athletics from January, 1996 until he came to Blacksburg. Prior to that, he was AD for three and a half years at UNLV, where he reconstructed a troubled athletic department.

Weaver brings a "Penn State mentality" to the position. He says that various schools'

interest in him as a reformer through the years can be traced to Penn State and its reputation for how it conducts business in intercollegiate athletics.

It was with the Nittany Lions' football team that Weaver first made a name for himself in athletics. A native of Harrisburg, Pa., Weaver was a center and linebacker on Penn State teams

coached by the legendary Rip Engle and Joe Paterno.

Weaver graduated from Penn State in 1967 with a bachelor's in psychology and rehabilitation education. He received a master's in college counselor education, also from Penn State, in 1968.

Weaver and his wife Traci have four sons — Josh, Paul, Cole and Craig.



Athletics Administration



Sharon McCloskey
Senior Associate
Director of Athletics/
SWA



David Chambers
Senior Associate
Director of Athletics for
External Affairs



Tom Gabbard
Associate Director
of Athletics for
Internal Affairs



Jon Jaudon
Associate Director
of Athletics for
Administration



Randy Butt
Associate Director
of Athletics for
Financial Affairs



John Ballein
Associate Director
of Athletics for
Football Operations



Tim East
Assistant Director
of Athletics for Marketing
and Promotions



Mike Gentry
Assistant Director
of Athletics for
Athletic Performance



Tim Parker
Assistant Director
of Athletics for
Compliance



Sandy Smith
Assistant Director
of Athletics for
Ticketing Services




From a scenic hike to the Cascades (above) to the bustle of a street fair, Steppin' Out (below, right), Blacksburg and the surrounding areas have much to offer.



One of America's best college towns, Blacksburg is a perfect setting for Virginia Tech. Located in Southwest Virginia on a plateau between the Blue Ridge and Allegheny

Mountains, Blacksburg combines the laid-back lifestyle of a small town with the amenities one would expect to find around a major center of higher education. Together, the town and university have worked hard to create a progressive community that ranks among the nation's elite living environments.

Virginia Tech and the Town of Blacksburg gained national and international attention by creating the world's first "electronic village." Businesses and industries have been drawn by the potential of the quaint town.



Residents and visitors to Blacksburg have long thought of it as a great place to live. Recently, Outside magazine clued in the rest of the world with an article naming the home of Virginia Tech as one of 10 dream towns in America.



Established in 1798 by John and William Black, the town is surrounded by scenic mountain views that distinguish the area. The nearly 42,000 residents (including students) enjoy a close proximity to a variety of recreation areas such as the Blue Ridge Parkway, Appalachian Trail, Claytor Lake and the New River. The region features a moderate climate and four distinct seasons.

Blacksburg's location (adjacent to major interstate highways) provides convenient access to most points in the southern and eastern parts of the country. More information on Blacksburg can be found on the Web site of the Blacksburg Electronic Village, www.bev.net or the town's Web site, www.blacksburg.va.us.



Matt Hacker



Billy Marn



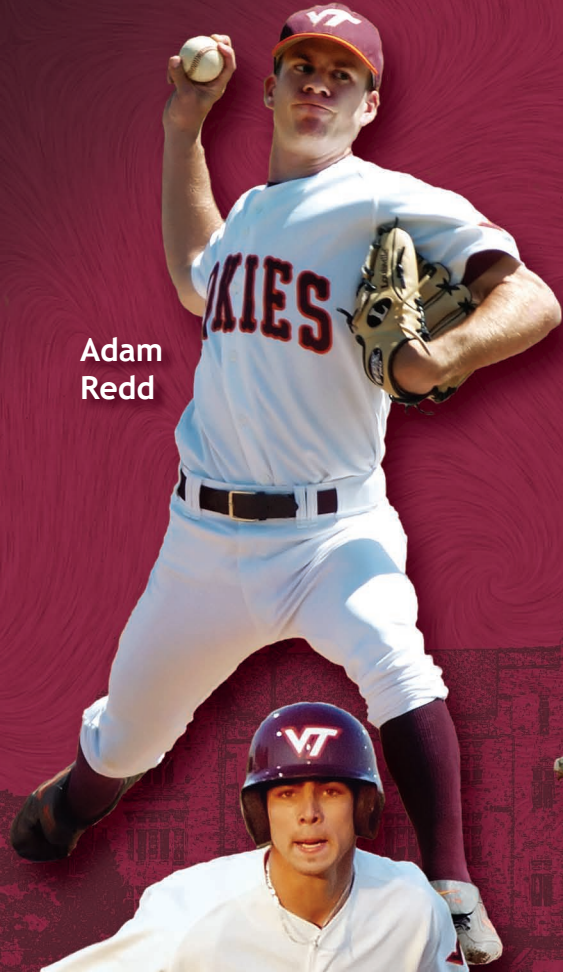
Sean O'Brien



Jose Rojas



Jose Cueto



Adam Redd

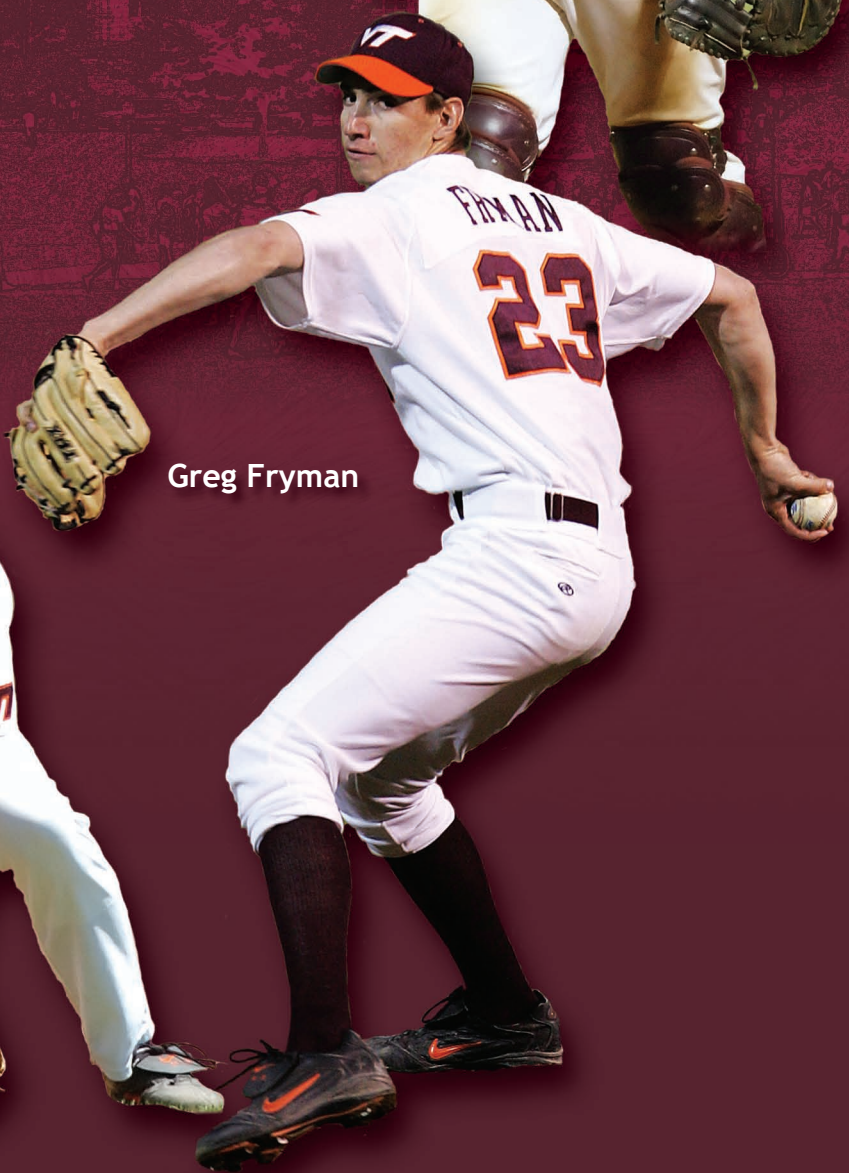


Warren Schaeffer

Matt Foley



Nate Parks



Greg Fryman



Bryan Thomas