


# VIRGINIA TECH



TOM BLASZAK



COACH  
CHUCK HARTMAN



CHRIS STANTON



# 2005 BASEBALL





**ACADEMICS AND BASEBALL  
IN A GREAT SETTING!**





## CONTENTS

### THE 2005 SEASON

Media Information ..... 2-3  
 Roster/Pronunciations ..... 4  
 Atlantic Coast Conference..... 6-7  
 Season Outlook..... 8-11  
 Depth Chart ..... 11

### 2004 RESULTS & STATISTICS

Batting/Pitching Statistics ..... 12  
 Fielding & Misc. Statistics ..... 13  
 Game Results ..... 14

### THE COACHES

Head Coach Chuck Hartman ..... 16-18  
 Assistant Coaches ..... 19  
 Support Staff ..... 20  
 Dugout Club ..... 20

### THE PLAYERS

Pronunciation Guide ..... 22  
 Player Profiles ..... 23-35  
 Opponent Info ..... 36

### FACILITIES & SUPPORT

Athletic Success..... 38  
 English Field ..... 39  
 Other Athletic Facilities ..... 40-41  
 Academic Support Services ..... 42-43  
 Office of Student Life..... 44  
 Athletic Performance ..... 45  
 Sports Medicine ..... 46

### HISTORY & RECORDS

Retired Jersey/Hall of Fame ..... 48  
 No.1 Draft Picks/NCAA ..... 48  
 Tech Baseball History ..... 49-52  
 Major-Leaguers ..... 53  
 All-Americans ..... 54-55  
 Conference Honors ..... 56  
 Year-by-Year W-L..... 57  
 Tech vs. All Opponents..... 58  
 The Hartman Years ..... 59-64  
 Batting Records ..... 65  
 Pitching Records..... 66  
 Fielding Records ..... 67  
 Team Records ..... 68  
 Top Five ..... 69  
 Year-by-Year Leaders ..... 70-73  
 Toughest Strikeouts/Best Control..... 73  
 Top Hitters ..... 74  
 Coaching Records..... 74

### THE UNIVERSITY

What's a Hokie ..... 75  
 About Virginia Tech ..... 76-78  
 University President ..... 79  
 Athletics Director..... 79  
 Blacksburg ..... 80



## QUICK FACTS

**Location:** Virginia Tech is located in Blacksburg (pop. 42,000) in scenic southwest Virginia. The campus lies on a plain between the Blue Ridge and Allegheny Mountains, 2,100 feet above sea level.

**History:** Founded in 1872 as the land-grant university of the state

**Enrollment:** 28,000

**President:** Charles Steger

**Athletic Director:** Jim Weaver

**Nickname:** Hokies

**Colors:** Chicago maroon and burnt orange

**Conference:** Atlantic Coast (first year)

**Head Baseball Coach:** Chuck Hartman (UNC '57)

**Record at Tech:** 918-530-8 (26 years)

**Career Record:** 1,401-755-8 (45 years)

**Associate Head Coach:** Jay Phillips

**Assistant Coach:** Jon Hartness

**Volunteer Coach:** Anthony Everman

**Home Field:** English Field (1,500)

**Dimensions:** Lines 330'; power alleys 375'; center 400'

**2004 Record:** 29-27 (18-10 home; 10-15 away; 1-2 neutral)

**2004 BIG EAST Record:** 11-15 (7th place)

## CREDITS

*The 2005 Virginia Tech Baseball Media Guide is a publication of the Tech Sports Information Office, with layout and design by Anne Panella. Editorial content for the 2005 guide was supplied by Dave Smith, Brent C. Hager, Torye Hurst, Bryan Schamus and Ed Moore. Special thanks for photographic assistance go to David Knachel of the Tech SID staff, Rick Griffiths and John McCormick of the University Photo Lab, Bill Setliff, David Schofield of Schofield Photographics, Gene Dalton, Woody Veasey and the photo staff of the Collegiate Times.*

*Printed by Southern Printing Company of Blacksburg, Va.*

*Virginia Tech does not discriminate against employees, students, or applicants on the basis of race, color, sex, sexual orientation, disability, age, veteran status, national origin, religion, or political affiliation. Anyone having questions concerning discrimination should contact the Equal Opportunity and Affirmative Action Office at (540) 231-7500.*

**SPORTS INFORMATION**

Sports Information Director Dave Smith and Assistant SID Torye Hurst coordinate media services for baseball. Members of the media requesting information on Virginia Tech baseball are asked to contact Smith in the Virginia Tech Sports Information Office at (540) 231-6726. Media requests for baseball photos should be directed to Assistant Sports Information Director Dave Knachel at (540-231-1838 or dknachel@vt.edu). The Sports Information Office is located in room 460 of the Jamerson Athletic Center next to the Bowman Room.

Baseball information, as well as up-to-date statistics, will be available to the media throughout the season. Immediate access to this information is possible via the Virginia Tech athletic Web site, www.hokiesports.com. The sports information office will fax or e-mail releases to a limited number of media outlets.

**INTERVIEWS**

All media interviews with players and coaches should be arranged through the SID office with at least 24 hours advance

**NUMBERS TO NOTE**

- Director of Athletics ..... Jim Weaver ..... (540) 231-6796
- Head Baseball Coach ..... Chuck Hartman ..... (540) 231-3671
- Sports Information Office ..... (540) 231-6726
- SID, Baseball Contact.... Dave Smith .....(h) (540) 951-8024
- E-mail ..... vtsid@vt.edu
- Fax machine ..... (540) 231-6984
- Athletic Trainer..... Jimmy Lawrence .... (540) 231-5690
- Baseball Press Box ..... (540) 231-4013
- ACC Media Relations ..... (336) 851-6062



**Dave Smith**  
Sports Information  
Director

notice. During the week, head coach Chuck Hartman is usually available between 9:30 a.m. and noon except on travel dates and game day. Player interviews will be arranged around the players' academic and practice schedules.

**COVERING A GAME**

Media members wishing to cover Virginia Tech home baseball games from the English Field press box should contact Dave Smith in the SID office. There is no charge for admission to Virginia Tech home baseball games and a credential is not needed to enter English Field. Seating in the press box, however, is by request and is assigned on a priority basis in accordance with athletic

department media policies. All requests should be made prior to game day. Non-working individuals, such as spouses, dates, friends and fans, will not be permitted in the press box or on the field during the game. Seats in the working area of the press box are not available for major league scouts.

Rosters, statistics and press guides will be available to the media and scouts prior to the game and a final box will be compiled for distribution at the conclusion of each contest. Postgame media interviews, cleared through the sports information office, are allowed on the field shortly after the conclusion of each game or double-header. Stories can be filed from the SID office in the Jamerson Athletic Center.

beyond the dugouts. When shooting from inside the fence, no equipment should be placed on the field of play. Tripods are not allowed inside the fence. The roof of the press box can be made available for working photographers or cameramen upon request. The position of all photographers and cameramen is always subject to the discretion of the umpires. Freelance photographers and fans are not allowed on the dugouts or inside the fences.

**VISITING RADIO**

Visiting team radio crews wishing to broadcast games from English Field should contact the SID office well in advance of the game for clearance and information on the availability of space and telephone lines.

**PHOTOGRAPHY**

Accredited photographers or cameramen on assignment may shoot from the top of the dugouts or from inside the fence

**TECH ON THE WEB**

Keep up to date on Virginia Tech baseball action via the internet at the official Web



**JUST VIRGINIA TECH, PLEASE**

While the full name of the school is Virginia Polytechnic Institute and State University the school is commonly referred to as Virginia Tech. There is no such school as Virginia Tech University.

Founded in 1872 as Virginia Agricultural and Mechanical College, the school changed its name to Virginia Polytechnic Institute in 1895. Alumni and media shortened the name to VPI before Virginia Tech became the primary popular reference. The university officially became a state university in 1970 to bring the official title to what it is today.

Those covering Hokie athletics are asked to refer to the university as simply Virginia Tech. Virginia Tech University, VA Tech, VPI and SU, VPI&SU and VT are not recognized names and should not be used.

**2005 RSN TELEVISION SCHEDULE**

- Saturday, March 26 Georgia Tech at Miami..... 1 p.m.
- Saturday, April 2 Virginia at North Carolina ..... 1 p.m.
- Saturday, April 9 NC State at Virginia ..... 1 p.m.
- Saturday, April 16 Florida State at Georgia Tech ..... 1 p.m.
- Saturday, April 23 Wake Forest at Maryland ..... 1 p.m.
- Saturday, April 30 Virginia Tech at Duke ..... 1 p.m.
- Saturday, May 14 North Carolina at Florida State ..... 1 p.m.
- Saturday, May 21 Miami at Clemson ..... 1 p.m.
- Sunday, May 29 ACC Tournament Championship Game ..... 1 p.m.

*RSN - Comcast SportsNet, FOX Sports Net South and Sunshine Network.*



site of Hokie athletics:www.hokiesports.com.

Individual player and coaches profiles, notes, statistics and game summaries are all part of the baseball section.

**THEACC.COM**

Follow 2005 Atlantic Coast Conference baseball action on www.TheACC.com. An updated baseball release can be accessed every Monday and Friday throughout the season, while the ACC Player and Pitcher of the Week will be announced on Monday afternoons. The official web site of the ACC contains the league's latest recaps, releases, stats and standings and will feature play-by-play coverage of ACC Tournament games. Links to the official athletic sites of each of the 11 member schools are also accessible on TheACC.com.

**ACC LIVE**

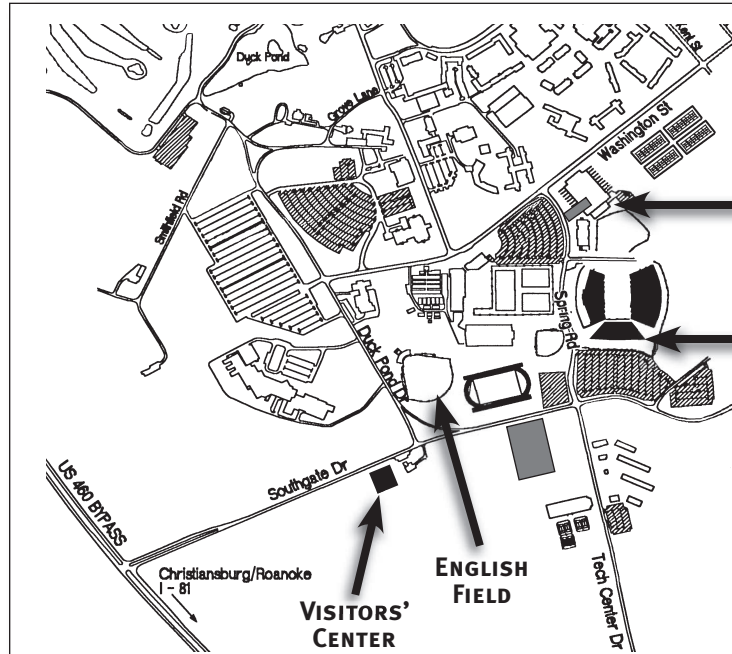
ACC Live is a weekly half-hour television show that is dedicated to showcasing the Atlantic Coast Conference. In the fall, ACC Live lends its attention to football along with updates from the Olympic sports. After the New Year, Live focuses its lens on men's and women's hoops action, and in the spring to baseball. It can be seen on FOX Sports Net South and the Sunshine Network every Monday at 6:30 pm and on Comcast SportsNet at 10:30 pm.

**LIVE STATS**

Live stats will be available via the Internet for Tech's home games. Fans and media can view play-by-play and up to date box scores and stats by clicking on the live stats link on Tech's athletic homepage.

**TECH BASEBALL SCORE LINE**

Information on Tech baseball games is available on a telephone score line each evening approximately one hour after the game. The line is also used to provide information on weather delays and cancellations. The information is available at (540) 232-3720.



**JAMERSON ATHLETIC CENTER**  
The Virginia Tech Sports Information Office is located on the fourth floor of the Jamerson Athletic Center, behind Cassell Coliseum.

**VISITORS LOCKER ROOM**  
Visiting team locker rooms are located on the ground level of the South End Zone Facility at Lane Stadium/Worsham Field.

**DIRECTIONS TO ENGLISH FIELD**

The Virginia Tech campus is located in Blacksburg, Va., approximately 40 miles southwest of Roanoke, Va. To reach the campus from Interstate 81 take Exit 118B onto U.S. Route 460 West toward Blacksburg. Remain on 460 West, following the signs to Virginia Tech. Take a right turn at the Virginia Tech Central Campus exit marked Rt. 314 and Southgate Drive (first stoplight you come to). Take the first left onto Duck Pond Drive and English Field will be on the right.

**By Air**

Roanoke Regional Airport in Roanoke, Va., is served by major domestic airlines. Limousine services provide transportation between the airport and campus. Private planes may land at the Virginia Tech Airport, near campus.

**TECH ON RADIO**



*Torye Hurst*

For the second consecutive season, Virginia Tech baseball will have a commercial radio package. This year, a 51-game regular-season schedule can be heard with day contests on Fox Sports Radio AM 810 on The Sports Addict Radio Network and evening games on Cruizin FM 101.3.

The 2005 broadcast schedule will begin on March 4 with the Maryland series and continue through the remainder of the year. Radio coverage will include all ACC games as well as nonconference contests against Liberty, Radford, East Tennessee State, James Madison, Richmond, and Marshall, among others. All postseason games will also be broadcast on Fox Sports Radio AM 810 and Cruizin 101.3.

Coverage will begin 15 minutes prior to the first pitch with the pregame show including an interview with Tech head coach Chuck Hartman. At the conclusion of each game, the postgame show will include comments from Coach Hartman and a featured player.

Torye Hurst will handle the play-by-play duties again this season. Hurst broadcast Tech's BIG EAST Conference Tournament games for two seasons prior to last year and has also announced selected women's basketball games and served as the Tech baseball public address announcer for three seasons. Prior to Tech, he served as the PA announcer for the Augusta GreenJackets Class A minor league baseball team in Augusta, Ga., and following college, was the play-by-play announcer for University of Southern Mississippi women's basketball for four seasons.





# 2005 HOKIES

No.	Name	Cl.	B/T	Pos.	Ht.	Wt.	B'date	Hometown	High School
2	Nicky Bowers**	Jr.	R/R	P	6-2	180	8/26/84	Stuart, Va.	Patrick County
3	Bryan Thomas*	So.	R/R	INF	6-0	185	8/29/84	Wilmington, N.C.	Hoggard
4	Warren Schaeffer*	So.	R/R	INF	6-1	185	1/28/85	Vandergrift, Pa.	Greensburg Central
5	Tom Blaszak***	Sr.	R/R	INF	5-8	160	9/20/83	Blacksburg, Va.	Blacksburg
7	Nate Parks*	So.	S/R	OF	5-11	170	3/20/85	Salem, Va.	Glenvar
8	Sheldon Adams**	Jr.	L/L	OF	5-11	190	12/22/83	Big Stone Gap, Va.	Powell Valley
9	M.J. Hurley*	Jr.	R/R	P	6-5	207	3/11/84	Wilmington, N.C.	Hoggard
10	Adam Redd*	r-So.	R/R	P	5-10	170	5/3/84	Dumfries, Va.	C.D. Hylton
11	Matt Foley*	So.	R/R	C	5-9	185	10/4/84	Lansdowne, Va.	James Madison
12	Bobby West	Fr.	R/R	P	6-0	175	8/2/86	Blacksburg, Va.	Blacksburg
13	Casey Herald	Fr.	L/L	P	5-11	170	7/25/85	Tazewell, Va.	Tazewell
14	Jake Chaney*	Sr.	R/R	P	6-2	225	10/29/81	Blowing Rock, N.C.	Watauga
15	Matt Hacker	Fr.	R/R	INF	5-10	165	1/5/86	Glen Allen, Va.	Tucker
16	Josh Canova	r-Fr.	L/L	P	6-0	205	10/16/84	Vienna, Va.	James Madison
17	Randy Buffington	Fr.	R/R	P	6-1	170	3/20/86	Virginia Beach, Va.	Salem
18	Jonathan Howlett	Jr.	R/R	OF	6-0	175	8/15/82	Gloucester, Va.	Gloucester
20	Andrew Wells**	Jr.	L/L	P	6-4	220	6/6/83	Alexandria, N.J.	St. Stephen's
21	Adam Loucks	r-So.	R/R	P	6-2	200	1/11/84	Little Silver, N.J.	Red Bank Regional
22	Mickey Rozakis	Fr.	R/R	C	5-9	160	3/13/86	Herndon, Va.	Herndon
23	Greg Fryman*	So.	R/R	P	6-5	200	9/8/84	Gibsonia, Pa.	Deer Lakes
24	Scott Stoehr*	r-So.	R/R	P	6-1	195	10/11/83	Timberville, Va.	Broadway
25	Jose Cueto	Fr.	R/R	OF	6-2	187	10/24/85	Miami, Fla.	Braddock
26	Matt McGahey	Fr.	L/L	P/1B	6-3	210	12/2/85	Jonesborough, Tenn.	Science Hill
27	Chris Stanton***	Sr.	R/R	IF/OF	6-2	185	4/4/83	Centreville, Va.	Centreville
28	Sean O'Brien*	So.	L/L	1B	6-0	205	12/31/84	Chappaqua, N.Y.	Greeley
29	Ryan Kennedy**	r-Jr.	R/L	P	6-0	195	4/18/83	Punta Gorda, Fla.	Charlotte
30	Jose Rojas	Fr.	R/R	C	6-2	230	5/25/86	Paterson, N.J.	Eastside
32	Billy Marn	So.	R/R	OF	6-2	200	10/28/84	Yorktown, Va.	Tabb
34	Brett Cory**	r-Jr.	R/R	P	6-2	215	3/27/83	Midlothian, Va.	Midlothian
36	David Londrey**	r-Jr.	R/R	C	6-4	220	10/4/82	Richmond, Va.	Douglas Freeman

\* - varsity letter; r- redshirt

- Head Coach:** 1 Chuck Hartman (UNC, '57)
- Assistants:** 6 Jay Phillips (Virginia Tech, '82)  
35 Jon Hartness (Virginia Tech, '87)
- Volunteer Coach:** 19 Anthony Everman (Loras College, '03)
- Athletic Trainer:** Jimmy Lawrence (Emory & Henry, '79)
- Co-Captains:** 14 Jake Chaney, 27 Chris Stanton

## 2004 STARTS BY POSITION

- Pitcher:** Ryan Kennedy 15, Jeff Landing 14, Josh Biber 12, Andrew Wells 10, Jay Musialowski 3, Jake Chaney 1, Adam Redd 1.
- Catcher:** Wyatt Toregas 38, Jed English 16, Matt Foley 2.
- First Base:** Sean O'Brien 27, Jed English 19, David McDonald, 8, Jay Musialowski 1, David Londrey 1.
- Second Base:** Tom Blaszak 48, Bryan Thomas 8.
- Shortstop:** Warren Schaeffer 56.
- Third Base:** Chris Stanton 52, Bryan Thomas 4.
- Left Field:** Matt Foley 29, Matt Kalish 19, Chris Stanton 4, Sheldon Adams 4.
- Center Field:** Sheldon Adams 47, Nate Parks 8, Philip Beall 1.
- Right Field:** Matt Kalish 31, Sean O'Brien 20, Matt Foley 4, Philip Beall 1.
- Designated Hitter:** Jed English 20, Matt Foley 16, Wyatt Toregas 15, Bryan Thomas 2, Jay Musialowski 2, Sean O'Brien 1.

## PRONUNCIATION GUIDE

Tom BLASZAK .....	blay-ZAK
Josh CANOVA .....	cuh-nova
Jose CUETO .....	KWAY-toe
David LONDREY .....	LON-drey
Adam LOUCKS .....	l-OW-cks
Matt MCGAHEY .....	mc-GAH-he
Jose ROJAS .....	ROW-haus
Mickey ROZAKIS .....	row-ZAK-us
Scott STOHR .....	store

## ROSTER BREAKDOWN

BY STATE	BY CLASS
Virginia .....	Senior .....
North Carolina .....	Juniors .....
Florida .....	Sophomores .....
New Jersey .....	Freshmen .....
Pennsylvania .....	
New York .....	
Tennessee .....	



# BLOOD, SWEAT AND GEAR.

WINNING MEANS WORK. Get the gear that can make your work pay off:

TPX® gear from Louisville Slugger®.

Louisville Slugger can outfit your team with everything from fielding and batting gloves to equipment bags, helmets and accessories – not to mention our championship-winning bats. Best of all, every item in the line is truly top of the line.

So outfit your team with TPX. If you've got the guts for the game, we've got the gear.



THE OFFICIAL BAT OF AMERICA'S PASTIME.™

[www.slugger.com](http://www.slugger.com)



© 2004 Hillerich & Bradsby Co., Louisville, KY. All rights reserved.



# THE ATLANTIC COAST CONFERENCE

## THE TRADITION

Consistency. It is the mark of true excellence in any endeavor.

However, in today's intercollegiate athletics, competition has become so balanced and so competitive that it is virtually impossible to maintain a high level of consistency.

Yet the Atlantic Coast Conference has defied the odds. Now in its 52nd year of competition, the ACC has long enjoyed the reputation as one of the strongest and most competitive intercollegiate conferences in the nation. And that is not mere conjecture, the numbers support it.

Since the league's inception in 1953, ACC schools have captured 91 national championships, including 47 in women's competition and 44 in men's. In addition, NCAA individual titles have gone to ACC student-athletes 116 times in men's competition and 57 times in women's action.

The Wake Forest Demon Deacons captured the league's first national baseball title in 1954, just the second season of ACC baseball. One of the league's new members - Miami - has claimed four national hardball titles (1982, 1985, 1999, 2001) over the past 22 years.

The ACC has consistently infused Major League Baseball with talented players. The current 11 ACC schools have had 421 players selected in the MLB Draft since 1994, including 36 first round picks. The ACC has produced three number one overall picks in Florida State's Paul Wilson in 1994, Clemson's Kris Benson in 1996 and Miami's Pat Burrell in 1997.

Last year, six of the ACC's nine teams (67%) took part in NCAA Tournament play. It marked the second time in ACC history that six teams participated in the same NCAA Tournament. Over the last ten years, the current 11 ACC schools have made 62 NCAA Tournament appearances, winning 62% of their games (214-132) and making 18 trips to the College World Series.

For the 13th straight season, the ACC posted a non-conference winning percentage over 61



*Virginia Tech AD Jim Weaver and ACC Commissioner John Swofford at the announcement that the Hokies would be joining the ACC.*

percent, winning 65 percent of the games played against non-conference opponents in 2004. The ACC was 192-105 a year ago, bettering the conference's record to 3199-1293-18 (.711) in non-league play since 1990.

## 2003-04 IN REVIEW

The 2003-04 academic year concluded with the league pocketing three more national team titles and six individual NCAA crowns. In all, the ACC has won 48 national team titles over the last 14 years.

The ACC's 2003-04 national champions were Wake Forest in field hockey, North Carolina in women's soccer and Virginia in women's lacrosse. Overall, 66 ACC teams took part in post-season play compiling a 101-66-4 (.596) record.

A total of 169 student-athletes from the ACC earned first, second or third-team All-America honors this past year. In addition, the ACC produced nine national Players of the Year, two national Rookies of the Year and three national Coaches of the Year recipients.

The ACC placed at least one team in the top 10 nationally in 17 sports. In all, 31 ACC teams finished their season with a top 10 ranking.

## THE CHAMPIONSHIPS

The conference will conduct championship competition in 25 sports during the 2004-05 academic year - 12 for men and 13 for women.

The first ACC championship was held in swimming on February 25, 1954. The conference did not conduct championships in cross country, wrestling or tennis during the first year.

The 12 sports for men include football, cross country, soccer, basketball, swimming, indoor and outdoor track, wrestling, baseball, tennis, golf and lacrosse. Fencing, which was started in 1971, was discontinued in 1981.

Women's sports were initiated in 1977 with the first championship meet being held in tennis at Wake Forest University.

Championships for women are currently conducted in cross country, volleyball, field hockey, soccer, basketball, swimming, indoor and outdoor track, tennis, golf, lacrosse, softball and rowing.

## A HISTORY

The Atlantic Coast Conference was founded on May 8, 1953, at the Sedgefield Inn near Greensboro, N.C., with seven charter members - Clemson, Duke, Maryland, North Carolina, North Carolina State, South Carolina

and Wake Forest - drawing up the conference by-laws.

The withdrawal of seven schools from the Southern Conference came early on the morning of May 8, 1953, during the Southern Conference's annual spring meeting. On June 14, 1953, the seven members met in Raleigh, N.C., where a set of bylaws was adopted and the name became officially the Atlantic Coast Conference.

Suggestions from fans for the name of the new conference appeared in the region's newspapers prior to the meeting in Raleigh. Some of the names suggested were: Dixie, Mid South, Mid Atlantic, East Coast, Seaboard, Colonial, Tobacco, Blue-Gray, Piedmont, Southern Seven and the Shoreline.

Duke's Eddie Cameron recommended that the name of the conference be the Atlantic Coast Conference, and the motion was passed unanimously. The meeting concluded with each member institution assessed \$200.00 to pay for conference expenses.

On December 4, 1953, conference officials met again at Sedgefield and officially admitted the University of Virginia as the league's eighth member. The first, and only, withdrawal of a school from the ACC came on June 30, 1971, when the University of South Carolina tendered its resignation.

The ACC operated with seven members until April 3, 1978, when the Georgia Institute of Technology was admitted. The Atlanta school had withdrawn from the Southeastern Conference in January of 1964.

The ACC expanded to nine members on July 1, 1991, with the addition of Florida State University.

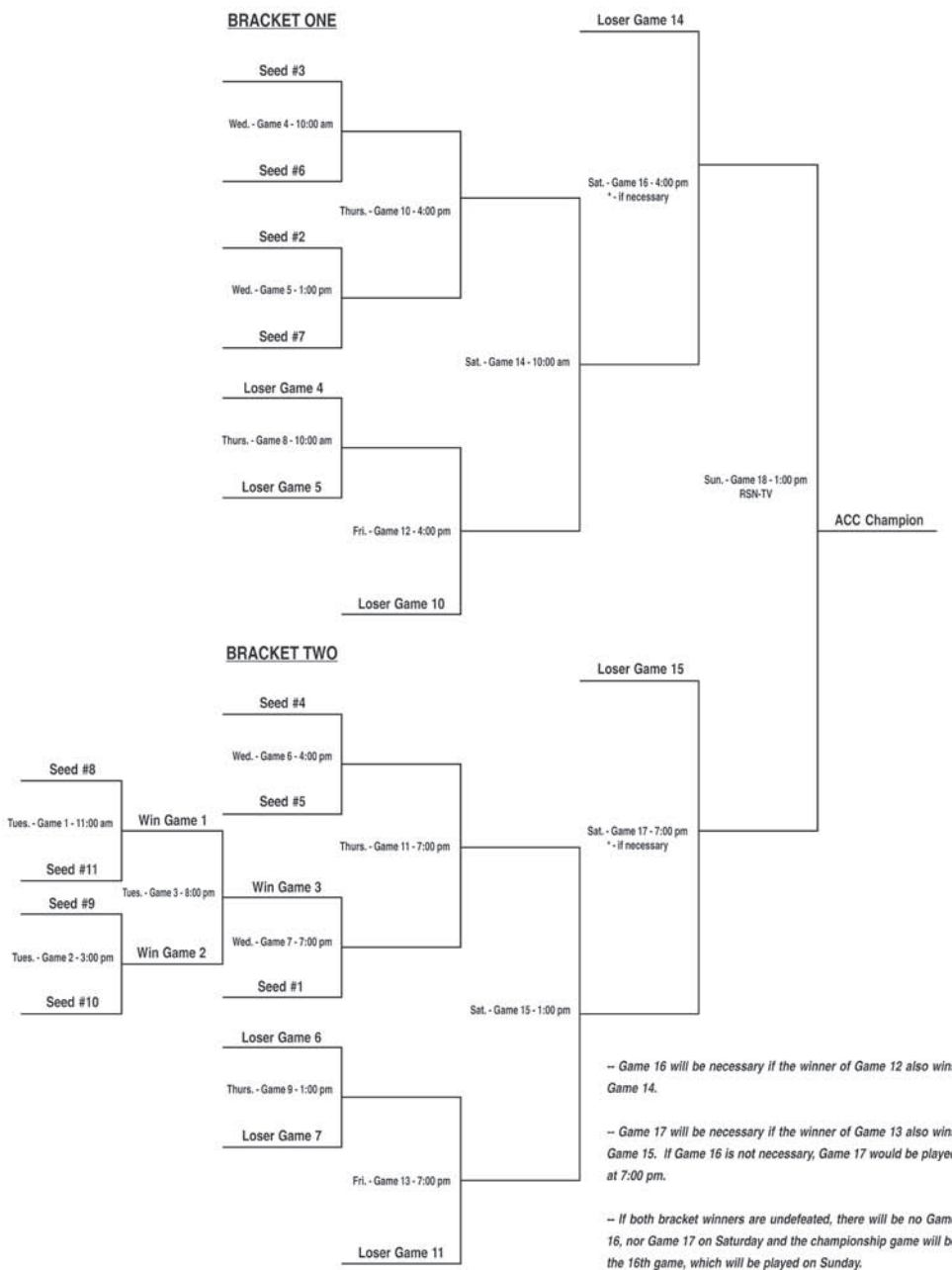
The conference expanded to 11 members on July 1, 2004, with the addition of the University of Miami and Virginia Polytechnic Institute and State University. On October 17, 2003, Boston College accepted an invitation to become the league's 12th member starting with the 2005-06 academic year.



# ACC TOURNAMENT INFORMATION



## 2005 ACC Baseball Championship - May 24-29 - Baseball Grounds of Jacksonville



## JACKSONVILLE TO HOST TOURNAMENT MAY 24 - 29, 2005

Tickets to the 2005 Atlantic Coast Conference (ACC) Baseball Tournament at the Baseball Grounds of Jacksonville are now on sale.


The 2005 ACC Baseball Championship is scheduled for May 24-29. Over the course of the week, all 11 ACC schools will compete for the ACC's automatic bid into the NCAA tournament. Three opening-round games are scheduled for Tuesday, four on Wednesday, four on Thursday, two on Friday and two, possibly four, on Saturday before a champion is decided on Sunday. Teams represented in the ACC include: Clemson, Duke, Florida State, Georgia Tech, Maryland, Miami, North Carolina, NC State, Virginia, Virginia Tech and Wake Forest. Boston College will join the ACC in 2006.

The Jacksonville Sports & Entertainment Board has partnered with the Jacksonville Suns for ticket sales. All ticket sales will be directed through the Suns box office.

A full tournament general admission ticket package is \$50, which includes a total of 16 - 18 games. Homeplate box seats can be purchased for \$85 and dugout box seats for \$150. All of these packages include Sunday's ACC Baseball Championship game. To order tickets to the ACC Baseball Tournament, call (904) 358-2846, or visit [www.jaxsuns.com](http://www.jaxsuns.com) or [www.coj.net](http://www.coj.net), keyword "sports."







*Shortstop Warren Schaeffer will help anchor an experienced infield.*

*Junior M.J. Hurley could give the pitching staff a boost.*



*Matt Foley is being counted on for added offense.*



# HOKIES PREPARE FOR THE ACC

The Virginia Tech baseball team will enter a new and exciting era this spring as it begins competing as a member of the Atlantic Coast Conference — one of the nation's premier baseball leagues.

"Everybody knows the Atlantic Coast Conference is one of the top leagues," Tech head coach Chuck Hartman points out. "The ACC means an awful lot to us ... it has already helped our recruiting. It is going to be challenging and exciting to play ACC teams. There are going to be some real battles."

Hartman and his staff will head into this year's battles with a solid nucleus of players from last year's 29-27 team. They will also rely heavily on a talented group of newcomers to provide a boost.

Leading the returnees are sophomore first baseman Sean O'Brien and senior third baseman Chris Stanton who ranked 1-2 in batting last season for the Hokies. O'Brien, a first-team All-BIG EAST pick in 2004, turned in an impressive rookie campaign that also earned him freshman All-America honors. The left-handed hitter from Chappaqua, N.Y., paced Tech with a .372 batting average, six home runs, 45 runs batted in and a .471 on-base percentage. He also exhibited a good eye at the plate, finishing second on the team in walks with 31. O'Brien struck out just 16 times in 172 at bats.

Stanton, one of just three seniors on the team, failed to equal his sophomore numbers at the plate last year, but carried a .308 average for the season and topped the team in hits (69), runs scored (49) and stolen bases (34-37). He also helped solidify the infield with outstanding defensive play at third base.

Joining O'Brien and Stanton as returning starters on the infield are senior second baseman Tom Blaszk and sophomore shortstop Warren



*Jake Chaney is the only senior on Tech's 2005 pitching staff.*

Schaeffer. Blaszk fielded .965 and hit .300. He led the team in walks with 34. Schaeffer started all 56 games and showed steady improvement as the season progressed. He finished with a .275 batting mark and fielded .954.

Junior Sheldon Adams, the starting center fielder in 47 games last year, and sophomore Matt Foley, who picked up starts at four different positions, also return for 2005. Adams batted .282 with four home runs and a team-leading three triples, but was inconsistent at times. Foley was moved around between the outfield, catcher and the designated hitter spot to keep his bat in the lineup. He is expected to settle in behind the plate this spring to replace 2004 starter Wyatt Toregas,

who signed with the Cleveland Indians following his junior campaign.

Rounding out the returning position players are redshirt junior catcher David Londrey, speedy sophomore outfielder Nate Parks and sophomore utility infielder Bryan Thomas. All three saw limited starting duty last season and could see their roles broaden this spring.

Tech's pitching rotation lost top winner Josh Biber (5-1; 3.57 ERA) to graduation, while veteran junior Jeff Landing (4-5; 4.31) joined Toregas in an early exit to the pro ranks, signing with the Mets. Three returning juniors will be counted on to anchor a staff that shows promise, but lacks a clear-cut No. 1 starter.

Left-handers Ryan Kennedy

and Andrew Wells have shown the ability to be successful starters, but are both coming off disappointing sophomore seasons result-wise. Much of that disappointment can be attributed to a lack of run support. Kennedy led the 2004 squad in innings pitched (84.2) and strikeouts (61), but finished with a 5-7 record and 4.46 earned run average. The Hokies scored a combined total of 12 runs in his seven losses. Meanwhile, Wells got two runs or less in five of his six losses on the way to a 4-6 mark and 3.91 ERA.

The other junior returnee is right-hander Nicky Bowers who spent last season as the Hokies' closer. Bowers may resume that role this spring, but he might also be considered for starting duties. He pitched in a team high 28 games last year, posting a 4-1 record with seven saves and a 2.61 earned run average.

Another junior right-hander who could have an impact is M.J. Hurley, who battled inconsistency the entire 2004 season after showing promise as a freshman. Hurley appeared in only two games last spring, but was a pleasant surprise during fall workouts and now has a chance to be a factor on the mound.

Tech's other returning pitchers are senior Jake Chaney and sophomores Adam Redd and Greg Fryman. All three are right-handers. Chaney and Fryman will get a chance to compete for spots in the starting rotation, while Redd is expected to be a mainstay in the bullpen.

Tech will miss pitcher Brett Cory, an experienced junior right-hander, who will be forced to miss the season after undergoing shoulder surgery. At the same time, the Hokies are cautiously optimistic about the return of sophomore Scott Stoehr, who sat out the 2004 season while recovering from elbow surgery. Stoehr compiled

*Continued on following page*

*Continued*

a 3-1 pitching mark as a middle reliever in 2003.

Tech will benefit on the mound and in the field from the influx of new talent provided by the Hokies' 2004 recruiting class and the addition of four walk-ons. The new class is made up of right-handed pitcher Randy Buffington, outfielder Jose Cueto, middle-infielder Matt Hacker, transfer outfielder Billy Marn, left-handed pitcher Casey Herald, left-handed pitcher/first baseman Matt McGahey, catcher

Jose Rojas and right-handed pitcher Bobby West.

The Hokies kept four walk-ons who worked out with the team during the fall, including outfielder Jonathan Howlett and left-handed pitcher Josh Canova. Howlett showed outstanding speed during the fall and was one of the top hitters in the team's Hokie World Series. Canova, a sophomore who just missed making the team a year ago, was one of the team's most consistent performers on the mound during the fall. The

Hokies also added right-handed pitcher Adam Loucks and catcher Mickey Rozakis.

Buffington's role on the pitching staff is yet to be decided, but the hard-throwing newcomer put himself in contention to pitch a lot of innings with an impressive fall practice. Lefties Herald and Canova have also positioned themselves to help the Hokies' mound corps, while McGahey has the potential to help the team at the plate as well as on the mound.

"I feel we have a lot more depth on the pitching staff this year," Hartman says. "I wish I could say this is who our number one, two and three starters are going to be, but I can't. It could be anybody out of a group of eight or nine pitchers. We are going to take the guys who pitch the best during the preseason and give them starts in the opening games."

Hartman will keep a close eye on Chaney, Fryman and Hurley, who each have something to prove. Chaney, who had a great summer in the

Coastal Plains League, has been hounded by injuries, but may have better command of his pitches than any other member of the staff. Fryman has added a much-needed breaking ball, while Hurley is looking to build on a successful fall.

"Kennedy will be one of our starters, and Wells certainly has a chance to start if he's healthy," Hartman says. "But, we're going to play our first six-to-eight games before we really settle into a set rotation.

"I want to check on Jake's stamina," he says. "I want to see how Fryman does with his breaking ball, and I want to see if Hurley is back. I also want to get a look at some of the new guys. Someone usually jumps out during those early games. I want to see who that is going to be."

Hartman saw several new players step up in the outfield during the fall. Newcomers Cueto, Marn and Howlett, are expected to be central figures in a re-tooled outfield that should turn one of the Hokies' biggest weaknesses of 2004 into one of their biggest strengths for 2005.



*Greg Fryman is one of several young pitchers who could play important roles in 2005.*



*Speedy Nate Parks will be a factor for the Hokies.*



Cueto is the leading candidate for the right field duties, while Marn is slated to see a lot of playing time in left field along with Sheldon Adams. Howlett will join Nate Parks as the top contenders for the center field job.

"Our outfield play is going to be much, much improved, no ifs, ands or buts about it," Hartman says. "During the fall, our outfielders played extremely well. If the ball had some altitude to it, it got caught."

Another newcomer who could help Tech out is Rojas. The 6-2, 230-pound freshman has the potential to strengthen two of the Hokies' points of concern – the catcher position and run production. Rojas possesses the pop to be an impact hitter and the talent to be a reliable backstop.

"We still have some work to do behind the plate," Hartman admits. "Matt Foley was the best catcher in the fall, but we've got to have someone come in behind Matt so we can rest him. Hopefully, that person could push him and actually catch a lot of games. That is what we are looking for from Rojas and Londrey."

The rest of Tech's infield is stable and features solid depth. Hacker is expected to push Blaszak for playing time at second base, while McGahey will provide a solid backup to O'Brien at first base. Bryan Thomas showed exceptional defense at third base late last season and could provide Hartman with the flexibility to play Stanton in the outfield on occasion. Both Stanton and Blaszak are capable of spelling

Schaeffer at shortstop.

With the improved depth, has come added competition at virtually every position. Hartman likes that. He also likes the enthusiasm and work ethic the team showed during the fall. The veteran skipper is hoping that all of that, along with an upgrade in speed on this year's squad, will lead to a more productive year. Last year's team had the lowest run total since Hartman's first season at the Tech helm in 1979.

"We will start a lot more speed his year," Hartman says. "We've got to make sure each one of our players understands their role. We've got to play a different game now that we've finally got some speed. Our players have to be able to put the ball in play, they have to be able to bunt and they have

to be able to execute squeezes. We want to make sure we're not standing up there trying to hit home runs when we just need to put a ball in play or execute a bunt to manufacture runs."


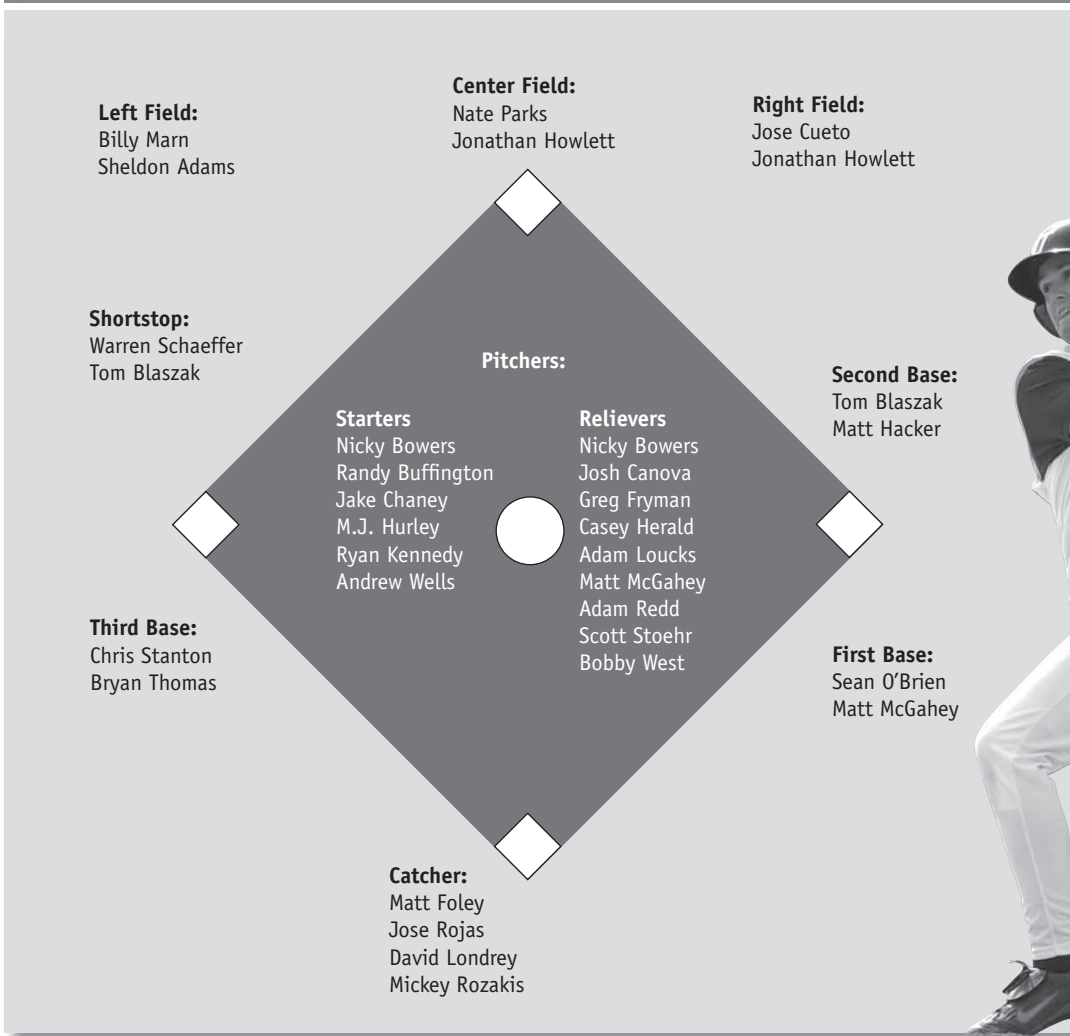
Tech is scheduled to open its season against Villanova at the Savannah State Invitational on Feb. 19. The Hokies are slated to play 11 consecutive road games before opening their home schedule on Mar. 9.

Included in the season-opening road test will be Tech's first-ever ACC baseball series, a three-game visit to Maryland. It will be the first of 10 three-game ACC series, including match ups with North Carolina, Virginia, Miami, Clemson and Wake Forest in Blacksburg.

The success and rich baseball traditions of the ACC schools will provide a formidable challenge for the Hokies ... a challenge that may take some time to meet. At the same time, the success and traditions of the new league also promise to give Tech an opportunity to take its program to a new level.

"I know things are going to be tougher," Hartman acknowledges. "In this league there are no gimmies. But one thing is for sure ... this is an exciting time for Virginia Tech baseball."

## PRESEASON DEPTH CHART



*Bryan Thomas has a chance to give Tech some extra flexibility with its lineup.*

# BATTING

Player	B/Avg	GP-GS	AB	R	H	2B	3B	HR	RBI	TB	SLG%	BB	HBP	SO	GDP	OB%	SF	SH	SB-ATT
Sean O'Brien	.372	50-48	172	38	64	9	1	6	45	93	.541	31	2	16	3	.471	1	1	4-4
Chris Stanton	.308	56-56	224	49	69	13	1	2	25	90	.402	14	10	23	4	.372	2	9	34-37
Jed English	.300	55-55	203	31	61	12	1	3	39	84	.414	16	11	30	6	.379	2	1	2-2
Tom Blaszak	.300	53-48	160	35	48	4	1	0	19	54	.338	34	7	19	3	.441	1	7	9-11
Sheldon Adams	.282	54-51	181	32	51	6	3	4	26	75	.414	19	0	47	2	.350	0	4	5-7
Wyatt Toregas	.280	53-53	211	30	59	14	2	4	39	89	.422	15	2	20	4	.329	3	1	2-5
Matt Foley	.276	52-51	185	26	51	7	0	2	25	64	.346	14	1	13	8	.328	1	3	2-2
Warren Schaeffer	.275	56-56	200	28	55	11	2	1	34	73	.365	11	2	35	2	.318	1	3	2-6
Matt Kalish	.266	56-50	192	31	51	2	1	2	26	61	.318	18	2	23	8	.333	1	2	7-9
Philip Beall	.375	6-2	8	3	3	1	0	0	5	4	.500	1	0	3	0	.364	2	0	0-0
Nate Parks	.268	42-8	41	17	11	1	0	0	3	12	.293	4	2	13	0	.362	0	0	12-13
David McDonald	.267	13-8	30	3	8	2	0	0	1	10	.333	4	2	6	1	.378	1	0	1-1
David Londrey	.250	11-1	12	0	3	0	0	0	1	3	.250	0	0	4	0	.250	0	0	0-0
Jay Musialowski	.250	7-3	12	2	3	0	0	0	2	3	.250	3	0	5	0	.400	0	0	0-0
Bryan Thomas	.236	27-14	55	7	13	1	0	0	5	14	.255	5	0	12	3	.295	1	1	0-0
Joe Daly	.143	7-0	7	1	1	0	0	0	2	1	.143	1	1	3	1	.333	0	0	0-0
Ryan Kennedy	.000	1-0	1	0	0	0	0	0	0	0	.000	0	0	1	0	.000	0	0	0-0
Adam Redd	.000	4-0	0	1	0	0	0	0	0	0	.000	0	0	0	0	.000	0	0	0-0
Totals	.291	56-56	1894	334	551	83	12	24	297	730	.385	190	42	273	45	.366	16	32	80-97
Opponents	.294	56-56	1862	293	548	85	17	39	264	784	.421	168	32	325	42	.358	25	35	45-69

**LOB** - Team (431), Opp (408); **DPs turned** - Team (55), Opp (51); **IBB** - Team (4), Adams 2, Schaeffer 1, O'Brien 1, Opp (5); **Picked off** - Adams 2, Blaszak 2, Toregas 1, Kalish 1, English 1, Schaeffer 1, Stanton 1.

# PITCHING

Player	ERA	W-L	APP	GS	CG	SHO/CBO	SV	IP	H	R	ER	BB	SO	HR	AB	B/Avg	WP	HBP	BK
Eddie Ashwell	0.00	0-0	1	0	0	0/0	0	2.0	1	0	0	3	1	0	7	.143	2	0	0
Nicky Bowers	2.61	4-1	28	0	0	0/4	7	31.0	28	12	9	11	24	2	115	.243	2	4	1
Josh Biber	3.57	5-1	13	12	4	1/0	0	80.2	85	36	32	22	55	3	304	.280	5	6	1
Andrew Wells	3.91	4-6	11	10	1	0/1	0	50.2	60	31	22	12	28	6	205	.293	2	1	0
Jake Chaney	4.28	0-1	12	1	0	0/0	1	33.2	47	20	16	9	25	4	145	.324	0	1	0
Jeff Landing	4.31	4-5	14	14	3	1/1	0	77.1	88	45	37	27	58	1	298	.295	7	5	1
Adam Redd	4.35	1-0	10	1	0	0/2	0	20.2	24	19	10	9	13	2	81	.296	3	2	0
Ryan Kennedy	4.46	5-7	15	15	4	0/3	0	84.2	90	48	42	33	61	8	329	.274	3	6	1
Jay Musialowski	5.48	3-2	16	3	0	0/0	0	47.2	54	30	29	19	27	5	179	.302	2	1	0
Brett Cory	6.03	3-3	16	0	0	0/2	1	31.1	47	25	21	5	26	2	137	.343	3	2	0
Greg Fryman	10.64	0-1	9	0	0	0/0	0	11.0	14	13	13	8	7	4	44	.318	0	2	0
Mike Hoffmann	27.00	0-0	3	0	0	0/0	0	2.0	6	8	6	5	0	1	12	.500	0	2	0
M.J Hurlley	36.00	0-0	2	0	0	0/0	0	1.0	2	4	4	5	0	1	4	.500	2	0	0
Seth Bandy	99.00	0-0	1	0	0	0/0	0	0.0	2	2	2	0	0	0	2	1.000	0	0	0
Totals	4.62	29-27	56	56	12	7/5	9	473.2	548	293	243	168	325	39	1862	.294	31	32	4
Opponents	5.08	27-29	56	56	9	5/1	9	469.2	551	334	265	190	273	24	1894	.291	44	42	9


**PB** - Team (13), Toregas 11, Foley 1, English 1, Opp (14). **Pickoffs** - Team (9), Kennedy 4, Musialowski 2, Chaney 1, Landing 1, Toregas 1, Opp (9). **SBA/ATT** - Toregas (30-42), English (11-19), Musialowski (11-13), Landing (7-11), Biber (3-10), Kennedy (6-10), Wells (5-9), Cory (6-6), Foley (3-4), Redd (3-4), Chaney (1-2), Fryman (1-2), Ashwell (1-1), Bowers (1-1).



# FIELDING

Player	C	PO	A	E	FLD%	DPS
Jay Musialowski	30	24	6	0	1.000	3
Nate Parks	30	29	1	0	1.000	0
David Londrey	13	13	0	0	1.000	1
Adam Redd	9	2	7	0	1.000	1
Brett Cory	7	0	7	0	1.000	1
Andrew Wells	4	1	3	0	1.000	0
Nicky Bowers	3	1	2	0	1.000	0
Philip Beall	3	3	0	0	1.000	0
Greg Fryman	2	0	2	0	1.000	0
Sheldon Adams	112	111	0	1	.991	0
Wyatt Toregas	251	221	27	3	.988	3
Sean O'Brien	272	255	13	4	.985	20
Jed English	268	243	19	6	.978	12
David McDonald	78	74	2	2	.974	14
Bryan Thomas	61	25	34	2	.967	12
Tom Blaszak	260	117	134	9	.965	27
Matt Kalish	111	102	5	4	.964	2
Warren Schaeffer	238	80	147	11	.954	29
Matt Foley	54	48	3	3	.944	0
Chris Stanton	197	51	135	11	.944	17
Jeff Landing	24	5	17	2	.917	0
Josh Biber	19	8	8	3	.842	1
Ryan Kennedy	22	5	13	4	.818	0
Jake Chaney	14	3	8	3	.786	0
Mike Hoffmann	1	0	0	1	.000	0
M.J Hurlley	0	0	0	0	.000	0
Joe Daly	0	0	0	0	.000	0
Eddie Ashwell	0	0	0	0	.000	0
Seth Bandy	0	0	0	0	.000	0
Totals	2083	1421	593	69	.967	55
Opponents	2133	1409	623	101	.953	51

Hitting minimums - 75% of Games 2.5 AB/Game  
Pitching minimums - 1 Games



*Outfielder Sheldon Adams led the Hokies in triples in 2004.*



*Nicky Bowers posted a team leading seven saves last season.*

## MULTIPLE-HIT GAMES

	2	3	4	5+	Tot
Chris Stanton	12	6	2	-	20
Sean O'Brien	10	6	3	-	19
Jed English	12	6	-	-	18
Wyatt Toregas	10	6	1	-	17
Warren Schaeffer	11	3	1	-	15
Matt Foley	12	2	1	-	15
Matt Kalish	11	2	-	-	13
Tom Blaszak	9	3	-	-	12
Sheldon Adams	6	4	1	-	11
Nate Parks	1	1	-	-	2
Bryan Thomas	2	-	-	-	2
David McDonald	1	-	-	-	1
Philip Beall	1	-	-	-	1
TEAM	98	39	9	0	146

## MULTIPLE-RBI GAMES

	2	3	4	5+	Tot
Sean O'Brien	7	5	-	1	13
Jed English	8	3	1	-	12
Wyatt Toregas	7	2	1	-	10
Warren Schaeffer	6	3	-	-	9
Matt Kalish	7	1	-	-	8
Sheldon Adams	3	1	1	1	6
Chris Stanton	4	1	1	-	6
Tom Blaszak	4	-	-	-	4
Matt Foley	1	1	-	1	3
Philip Beall	1	1	-	-	2
Bryan Thomas	1	-	-	-	1
TEAM	49	18	4	3	74

# 2004 GAME-BY-GAME RESULTS

RECORD: 29-27 HOME: 18-10 AWAY: 10-15 NEUTRAL: 1-2 BIG EAST: 11-15

Date	Opponent	Score/Result	Tech r-h-e	Opp. r-h-e	Innings	Overall	BIG EAST	Pitcher of record
#Feb 27, 2004	at Stetson	2-15 L	2-8-2	15-17-1	9	0- 1- 0	0- 0- 0	Kennedy (L 0-1)
#Feb 28, 2004	vs South Florida	W 4-3	4-10-2	3-6-2	9	1- 1- 0	0- 0- 0	Wells (W 1-0)
#Feb 29, 2004	vs Oklahoma State	0-2 L	0-6-0	2-10-0	9	1- 2- 0	0- 0- 0	Landing (L 0-1)
Mar 03, 2004	Liberty	W 4-0	4-7-0	0-8-0	9	2- 2- 0	0- 0- 0	Kennedy (W 1-1)
Mar 04, 2004	George Mason	2-4 L	2-6-2	4-7-1	9	2- 3- 0	0- 0- 0	Wells (L 1-1)
Mar 06, 2004	Morehead State	W 12-7	12-12-2	7-13-3	9	3- 3- 0	0- 0- 0	Landing (W 1-1)
Mar 07, 2004	Morehead State	W 11-7	11-16-0	7-15-5	9	4- 3- 0	0- 0- 0	Bowers (W 1-0)
Mar 09, 2004	at UNC Wilmington	W 4-2	4-8-1	2-5-0	9	5- 3- 0	0- 0- 0	Kennedy (W 2-1)
Mar 10, 2004	at UNC Wilmington	6-9 L	6-9-2	9-12-1	9	5- 4- 0	0- 0- 0	Wells (L 1-2)
Mar 13, 2004	Towson	W 4-3	4-4-0	3-10-1	7	6- 4- 0	0- 0- 0	Bowers (W 2-0)
Mar 13, 2004	Towson	W 13-6	1-12-2	6-11-1	9	7- 4- 0	0- 0- 0	Cory (W 1-0)
Mar 14, 2004	Towson	W 8-5	8-15-4	5-9-0	9	8- 4- 0	0- 0- 0	Kennedy (W 3-1)
Mar 17, 2004	at Wake Forest	2-15 L	2-7-5	15-13-1	9	8- 5- 0	0- 0- 0	Wells (L 1-3)
Mar 20, 2004	Duquesne	W 3-2	3-6-1	2-5-3	(10)	9- 5- 0	0- 0- 0	Cory (W 2-0)
Mar 20, 2004	Duquesne	W 3-0	3-8-1	0-5-3	9	10- 5- 0	0- 0- 0	Landing (W 2-1)
Mar 21, 2004	Duquesne	15-17 L	15-11-0	17-18-1	9	10- 6- 0	0- 0- 0	Fryman (L 0-1)
Mar 23, 2004	at Va.Commonwealth	W 5-1	5-11-1	1-6-1	9	11- 6- 0	0- 0- 0	Biber (W 1-0)
Mar 24, 2004	at Richmond	W 13-7	13-16-1	7-10-3	9	12- 6- 0	0- 0- 0	Wells (W 2-3)
*Mar 27, 2004	Pittsburgh	0-3 L	0-5-0	3-6-1	7	12- 7- 0	0- 1- 0	Kennedy (L 3-2)
*Mar 27, 2004	Pittsburgh	4-5 L	4-7-1	5-10-2	9	12- 8- 0	0- 2- 0	Cory (L 2-1)
*Mar 28, 2004	Pittsburgh	11-12 L	11-18-2	12-14-2	9	12- 9- 0	0- 3- 0	Musialowski (L 0-1)
Mar 30, 2004	at Liberty	2-6 L	2-8-1	6-13-1	7	12-10- 0	0- 3- 0	Wells (L 2-4)
*Apr 03, 2004	at St. John's	2-3 L	2-5-2	3-8-2	7	12-11- 0	0- 4- 0	Kennedy (L 3-3)
*Apr 03, 2004	at St. John's	5-9 L	5-7-2	9-13-2	9	12-12- 0	0- 5- 0	Cory (L 2-2)
*Apr 04, 2004	at St. John's	0-2 L	0-7-1	2-8-0	9	12-13- 0	0- 6- 0	Wells (L 2-5)
Apr 06, 2004	at James Madison	W 10-5	10-14-0	5-8-5	9	13-13- 0	0- 6- 0	Bowers (W 3-0)
*Apr 08, 2004	at Georgetown	3-4 L	3-6-2	4-8-1	7	13-14- 0	0- 7- 0	Kennedy (L 3-4)
*Apr 08, 2004	at Georgetown	W 16-3	16-20-0	3-5-1	9	14-14- 0	1- 7- 0	Landing (W 3-1)
*Apr 10, 2004	at Villanova	W 2-1	2-4-1	1-7-2	(9)	15-14- 0	2- 7- 0	Bowers (W 4-0)
*Apr 10, 2004	at Villanova	W 18-1	18-21-1	1-10-4	9	16-14- 0	3- 7- 0	Wells (W 3-5)
*Apr 17, 2004	Seton Hall	W 1-0	1-7-1	0-3-2	(9)	17-14- 0	4- 7- 0	Cory (W 3-1)
*Apr 17, 2004	Seton Hall	W 8-7	8-12-2	7-10-3	9	18-14- 0	5- 7- 0	Musialowski (W 1-1)
*Apr 18, 2004	Seton Hall	W 6-0	6-6-2	0-6-4	9	19-14- 0	6- 7- 0	Biber (W 2-0)
Apr 20, 2004	at Radford	2-5 L	2-3-0	5-12-1	9	19-15- 0	6- 7- 0	Wells (L 3-6)
Apr 21, 2004	at Virginia	10-21 L	10-15-2	21-19-1	9	19-16- 0	6- 7- 0	Landing (L 3-2)
*Apr 23, 2004	West Virginia	W 20-1	20-20-0	1-6-3	7	20-16- 0	7- 7- 0	Biber (W 3-0)
*Apr 23, 2004	West Virginia	2-8 L	2-7-0	8-14-1	9	20-17- 0	7- 8- 0	Kennedy (L 3-5)
*Apr 26, 2004	Connecticut	W 11-2	11-17-2	2-7-1	7	21-17- 0	8- 8- 0	Landing (W 4-2)
*Apr 26, 2004	Connecticut	W 10-0	10-19-0	0-6-0	9	22-17- 0	9- 8- 0	Wells (W 4-6)
+Apr 27, 2004	vs East Tennessee St.	7-11 L	7-9-1	11-14-4	9	22-18- 0	9- 8- 0	Musialowski (L 1-2)
Apr 28, 2004	VMI	W 8-0	8-16-1	0-3-0	9	23-18- 0	9- 8- 0	Kennedy (W 4-5)
*May 01, 2004	Rutgers	W 5-3	5-8-2	3-9-1	7	24-18- 0	10- 8- 0	Biber (W 4-0)
*May 01, 2004	Rutgers	10-11 L	10-12-2	11-14-3	9	24-19- 0	10- 9- 0	Cory (L 3-3)
*May 02, 2004	Rutgers	3-10 L	3-9-2	10-15-2	9	24-20- 0	10-10- 0	Kennedy (L 4-6)
May 04, 2004	at Ohio	W 6-1	6-9-0	1-6-2	9	25-20- 0	10-10- 0	Musialowski (W 2-2)
May 05, 2004	Richmond	8-10 L	8-10-1	10-11-3	9	25-21- 0	10-10- 0	Landing (L 4-3)
May 11, 2004	Radford	W 4-3	4-6-0	3-13-2	9	26-21- 0	10-10- 0	Biber (W 5-0)
May 12, 2004	Campbell	W 1-0	1-3-3	0-3-2	9	27-21- 0	10-10- 0	Kennedy (W 5-6)
*May 15, 2004	at Boston College	2-3 L	2-7-2	3-7-2	9	27-22- 0	10-11- 0	Landing (L 4-4)
*May 16, 2004	at Boston College	0-3 L	0-3-1	3-9-0	7	27-23- 0	10-12- 0	Kennedy (L 5-7)
*May 16, 2004	at Boston College	3-4 L	3-11-2	4-8-4	9	27-24- 0	10-13- 0	Bowers (L 4-1)
May 18, 2004	Va.Commonwealth	2-3 L	2-9-0	3-12-2	9	27-25- 0	10-13- 0	Chaney (L 0-1)
May 19, 2004	at East Tennessee St.	W 9-7	9-12-1	7-14-6	9	28-25- 0	10-13- 0	Redd (W 1-0)
*May 21, 2004	at #6 Notre Dame	0-9 L	0-3-1	9-12-0	9	28-26- 0	10-14- 0	Landing (L 4-5)
*May 22, 2004	at #6 Notre Dame	W 11-10	11-15-2	10-17-2	9	29-26- 0	11-14- 0	Musialowski (W 3-2)
*May 23, 2004	at #6 Notre Dame	1-2 L	1-9-0	2-8-0	9	29-27- 0	11-15- 0	Biber (L 5-1)

# = News-Journal Baseball Classic, DeLand, Fla.

+ = Kingsport (Tenn.) Classic

\* = Conference game

() extra inning game





MEET THE  
**COACHES**



# TOP DIVISION I BASEBALL COACHES BY VICTORIES

*(Rankings prior to start of 2005 season)*

## ACTIVE

Augie Garrido, Texas .....	1,486
Gene Stephenson, Wichita State .....	1,455
<b>Chuck Hartman, Virginia Tech .....</b>	<b>1,401</b>
Larry Hays, Texas Tech .....	1,390
Mike Martin, Florida State .....	1,338

## ALL-TIME

Augie Garrido, Texas .....	1,486
Gene Stephenson, Wichita State .....	1,455
Cliff Gustafson, Texas .....	1,427
<b>Chuck Hartman, Virginia Tech .....</b>	<b>1,401</b>
Larry Hays, Texas Tech .....	1,390

## HARTMAN'S PRO SIGNEES

### HIGH POINT COLLEGE


1962	Bob Boles (Giants)
1964	Joe Keith (Pirates)
1965	Joe Forte (Reds)
1967	Forrest Dover (Mets)
1968	Ray Blossie (Tigers)
1969	Don Hickey (Orioles)
1970	John Euler (Orioles)
	Nick Periozzo (Padres)
1971	Fred Grice (Senators)
	David Mitcham (Giants)
1972	Ron Slingerman (White Sox)
	Bob Hickey (Indians)
	Bill Hegland (Astros)
1973	Bill Updegraff (Athletics)
	Dean Boger (Athletics)
	Joe Turnbull (Pirates)
1974	Bob Worthington (Rangers)
	Burke Suter (Red Sox)
1975	Otis Foster (Red Sox)
	Al Brumfield (Padres)
1976	Dan England (Cubs)
1977	Billy Sorrell (Yankees)
1978	Kevin Keene (Yankees)
	Jim Mugele (Reds)

### VIRGINIA TECH

1979	Dave Grier (Brewers)
	Harold Williams (Braves)
1980	Mike Rhodes (Cardinals)
1982	Franklin Stubbs (Dodgers)
	Brian Rupe (Twins)
	Jay Phillips (Royals)
1982	Ray Perkins (Astros)
	Jimmy Foit (Rangers)
	Jim Stewart (Twins)
1982	Mark Krynitsky (Brewers)
1983	Rick Knapp (Rangers)
1983	John Patton (Rangers)
	Wayne King (Rangers)

### VIRGINIA TECH

1985	Bean Stringfellow (Braves)
	Billy Plante (Red Sox)
1986	George Canale (Brewers)
	Tim Buheller (Red Sox)
	David Potts (Astros)
1988	Brad DuVall (Cardinals)
	Trey McCoy (Rangers)
	Greg Ferguson (Athletics)
	Randy Berlin (Cardinals)
1989	Mike Conte (Athletics)
	Casey Waller (Phillies)
1990	Mike Williams (Phillies)
	Greg Margheim (Reds)
	Len Wentz (Reds)
1991	Clint Creed (Expos)
	Joe McIntyre (Phillies)
1992	Brad Clontz (Braves)
	Josh Haggas (Mets)
	Les Jennette
	(Salt Lake/Independent)
1993	Dee Dalton (Cardinals)
	J.R. Hawkins (Dodgers)
1994	Denny Hedspeth (Dodgers)
1995	Bo Durkac (Diamondbacks)
1996	Kevin Barker (Brewers)
	Brian Fitzgerald (Mariners)
	Charlie Gillian (Twins)
1997	Denny Wagner (Athletics)
	Kevin Kurilla (Phillies)
	Kris Turberville (Reds)
1998	Jon Hand (Cardinals)
1999	Austin Rappé (White Sox)
	Barry Gauch (White Sox)
	Matt Griswold (Orioles)
2000	Larry Bowles (Angels)
2001	Ian Ostlund (Tigers)
	Addison Bowman (Red Sox)
2002	Joe Saunders (Angels)
	Jason Bush (Marlins)
	Chip Runyon (Royals)
2003	Marc Tugwell (Phillies)
	Matt Dalton (Blue Jays)
2004	Jeff Landing (Mets)
	Wyatt Torgas (Indians)





# CHUCK HARTMAN

Virginia Tech baseball coach Chuck Hartman is returning to his old stomping grounds. Hartman, who played his collegiate baseball in the Atlantic Coast Conference, will lead the Hokies into their first baseball season as an ACC member this spring.

A lot has happened since Hartman last pounded the leather at second base for the North Carolina Tar Heels in 1957. He returns to the league over 45 years later as one of the college game's most successful and respected coaches.

Hartman earned the highest recognition a collegiate coach can receive when he was inducted into the American Baseball Coaches Association Hall of Fame during the ABCA's 2004 annual convention in San Antonio, Texas.

Hartman's latest honor came just a little over a year after his induction into the Virginia Tech Sports Hall of Fame in November 2002, and it was magnified by the fact that he is already a member of the National Association of Intercollegiate Athletics Hall of Fame. Hartman was inducted into the NAIA Hall in 1989 for his achievements at High Point College (now University), where he coached for 19 years before coming to Tech in 1979. When you add his 1996 entry into the Salem-Roanoke Baseball Hall of Fame and his selection for the Gaston (N.C.) County Hall of Fame in 1979, Hartman is now a member of five halls of fame.

The Tech skipper's widespread recognition has come not only because he has been one of the best at winning on the playing field, but also because he has always been a credit to the game he loves when he's off the field.

Hartman is entering his 27th season at Virginia Tech and his 46th season overall. His 1,401 career wins rank him third among active Division I baseball coaches in victories and place him fourth all-time. Hartman's



overall coaching record is 1,401-755-8, while his current record at Tech is 918-530-8.

Hartman and the Hokies have enjoyed some of their greatest success in recent years. In 2002, Tech shared the regular-season BIG EAST Conference championship with Notre Dame. In 2001, the Hokies posted four wins against Notre Dame and finished second in the BIG EAST Tournament. Tech won the Atlantic 10 Conference Tournament in 2000, 1999 and 1997, earning a berth in an NCAA Regional each year. During the Hokies' 1997 NCAA appearance, Hartman's Tech baseball squad upset 10th-ranked Southern California in the opening game of the South II Regional. After directing the Hokies to a share of the 1995 Metro Conference regular-season championship, Hartman was voted the league's coach of the year. And in 1994, Hartman guided the Hokies to a Metro Tournament title and an NCAA bid.

One of the veteran coach's crowning achievements came in 1992 when he became just the ninth baseball coach in

Division I history to win 1,000 games. The milestone victory came when Tech defeated Liberty University, 11-4, on April 27, and was sweetened by the fact it occurred during the Hokies' 100th year of baseball.

Hartman's formula for success has been built on more than wins. It has been built on his extensive knowledge of the game and his aggressive coaching style. It's been built on his personable, open-door approach as a "players' coach." It's been built on the respect and admiration he's earned as one of college baseball's top goodwill ambassadors.

Hartman's many contributions to baseball have been recognized by a wide range of organizations. The Home Plate Club of the Washington (D.C.) metropolitan area has presented him a prestigious Lifetime Achievement in Baseball Award. He has also received the Willie Duke Lifetime Achievement Award presented by the Raleigh (N.C.) Hot Stove League. In 1986, Hartman was voted the Division I Baseball Coach of the Year in Virginia by the state college sports information

directors, an honor he garnered again in 1992, 1993 and 1997. In 1989 and again in 1995, Hartman was named the Metro Conference Baseball Coach of the Year.

In 1984, Hartman was named to the coaching staff of the United States All-Star team that competed in the World Amateur Championships in Cuba. During the summer of 1985, he was in charge of the offense for the USA baseball team that toured Korea, Japan, the United States and played in the Intercontinental Cup in Canada.

During his tenure at Virginia Tech, Hartman has had five players compete for the United States in international competition and 12 players earn All-America honors. In the fall of 1991, Tech pitcher Brad Clontz competed in the inaugural USA Baseball Trials for Olympic candidates. Over Tech's 17-year association with the Metro Conference, 46 different Tech players earned All-Metro Conference honors under Hartman. In 1996, the Hokies' first season in the Atlantic 10 Conference, Tech outfielder Kevin Barker was the league's player of the year. Following the 1998 season, outfielder Matt Griswold earned the same honor and freshman pitcher Pat Pinkman was the league's rookie of the year. In 1999, Tech freshman pitcher Jason Bush was the A-10 rookie of the year. Tech players were named the MVP of the Atlantic 10 Championships in 1999 and 2000. Following the 2003 season, Tech senior second baseman Marc Tugwell was named the BIG EAST Co-Player of the Year and pitcher Matt Dalton became the first pure relief pitcher in league history to be named first-team All-BIG EAST.

During his coaching career, Hartman has had four players drafted in the first round (three of whom were not drafted out of high school) and a total of 79 players sign with the pros, including 55 at Tech. One of

*Continued on following page*

# HEAD COACH CHUCK HARTMAN

*Continued*

his Tech players, pitcher Brad DuVall, was a first-round pick in 1987 and '88.

As a player, Hartman made his mark at the University of North Carolina through determination and hard work. He graduated from UNC in 1957 with a B.A. in physical education and earned a master's degree in education from Carolina a year later.

In 1958, Hartman landed a job as tennis coach and assistant basketball coach at High Point College. He also helped out in baseball, where, in the middle of the 1959 season, the head coach resigned.

When Hartman assumed the head coaching duties, High Point had won just eight games in the previous three seasons. By his sixth year, the Panthers won the Carolinas Conference championship, the first baseball title ever for the school.

Before he left High Point to move to Tech in 1979, Hartman directed his teams to 10 conference titles, five district championships and twice led a team to the NAIA National Tournament. His High Point clubs posted nine consecutive seasons of 30 wins or more, and six of his players earned All-America recognition.

Hartman was named the Carolinas Conference Coach of the Year five times, District 26 Coach of the Year six times and the NAIA Area VII Coach of the Year in 1976.

In his first four seasons at Tech, Hartman directed the Hokies to three state championships before the competition was discontinued. His 1981 squad won a school-record 48 games, only to be outdone by his 1982 and 1985 teams, which each registered 50 victories.

Three of Hartman's Tech teams have finished the season ranked in the national polls. The 1981 team was ranked 20th by

Baseball America and 29th by Collegiate Baseball. The Hokies' 1982 team finished ninth in the Baseball America poll, while the 1985 squad was rated 24th by the same publication. Hartman's Tech teams have won 30 or more games in 21 of his 26 seasons at the school and 40 or more games on six occasions. Fifteen of Tech's last 24 teams have hit .300 or better.

Tech has finished second nationally in home runs on three occasions during Hartman's tenure — 1982, 1986 and 1988. The Hokies have finished among the top 12 teams in homers eight times under Hartman and have finished nationally ranked in scoring six times and slugging percentage four times. Hartman's 1981 Tech team ranked fourth nationally in batting and third in both home runs and scoring. In 1995, the Hokies finished the season ranked 12th in home runs, 15th in fielding percentage and 22nd in double plays.

Hartman is married to the former Ellen Eaves of High Point. He is an avid golfer, hunter and fisherman, and was a collegiate basketball official for more than 20 years before retiring in 1987.



*Coach Chuck Hartman and third baseman Billy Plante were members of the USA All-Star team that competed in the 1984 World Amateur Baseball Championships in Cuba.*

## HARTMAN'S CAREER

### 45 SEASONS AS HEAD COACH AT COLLEGE LEVEL: 1,401-755-8

#### 19 YEARS AT HIGH POINT COLLEGE:

1960	8-13	
1961	9-14	
1962	13-14	
1963	13-12	
1964	16-13	
1965	18-13	Carolinas Conference champs
1966	23-11	
1967	29-9	Carolinas Conference champs
1968	19-20	
1969	27-16	Carolinas Conference champs
1970	30-9	Carolinas Conference champs
1971	35-11	CC champs; District 26 champs; Area VII runner-up
1972	34-9	CC champs; District champs; Area champs; NAIA Nationals; ranked 5th nationally
1973	32-11	CC champs; ranked 16th nationally
1974	32-10	District champs; Area champs; NAIA Nationals; ranked 5th nationally
1975	42-6	CC champs, District champs; Area runner-up; ranked 9th nationally
1976	34-13	Ranked 12th nationally
1977	37-12	CC champs; ranked 10th nationally
1978	32-9	CC champs; District champs; ranked 9th nationally

**Tot. 483-225**

### 26 YEARS AT VIRGINIA TECH:

1979	28-14	State champs
1980	30-18	
1981	48-9	State champs; Metro champs (Reg. season); ranked 20th nationally
1982	50-9	State champs; ranked 9th nationally
1983	34-14	
1984	41-17	
1985	50-16-1	Ranked 24th nationally
1986	38-21	
1987	32-16-1	
1988	40-20	
1989	35-22	
1990	36-22	
1991	24-30	
1992	34-17-1	
1993	34-15	
1994	32-26	Metro Tournament champs; NCAA
1995	34-24	Tied for 1st in Metro (Reg. season)
1996	35-24	Atlantic 10 West Division champs
1997	34-28	A-10 Tournament champs; NCAA
1998	28-22-2	
1999	42-17	A-10 Tournament champs; NCAA
2000	35-24-2	A-10 Tournament champs; NCAA
2001	29-28-1	
2002	33-26	Tied for 1st in BIG EAST (Reg. season)
2003	34-23	
2004	29-27	

**Tot. 918-530-8**



# JAY PHILLIPS



Jay Phillips enters his 14th season as a full-time assistant on Coach Chuck Hartman's staff and his second year with the title of associate head coach. Phillips is in charge of coordinating the Hokies' recruiting efforts, coaching the infielders and overseeing the overall defense.

"Jay has done an outstanding job here," Hartman

## Associate Head Coach

says. "He works extremely hard in recruiting and has a broad knowledge of infield play. He also has a lot to do with the closeness and camaraderie we've had on our teams.

"His greatest assets are his enthusiasm and his ability to communicate with people. He was an outstanding player at Virginia Tech, and he is an outstanding coach here."

Phillips' work on the recruiting trails has helped the Hokies to four NCAA appearances and championships in three different conferences during the past 11 years. Defensively, Tech has fielded .960 or better as a team in nine of Phillips' 13 seasons. All but one of Tech's career records for putouts and assists at the infield positions

have been set during Phillips' tenure on the staff.

Tech led the BIG EAST in double plays two of its four seasons in the league and finished second last year. In 2000, Tech set a school record for double plays with 66.

Phillips was a four-year letterman and three-year starter for Hartman at Tech from 1979 through 1982. The Fairfax, Va., native earned All-Metro Conference honors at third base as a sophomore, before moving to second base for his last two seasons. He hit .338 during his Tech career and still ranks fourth among the Hokies' all-time stolen base leaders with 82. Tech compiled a 156-50 record during Phillips' four years, including a 98-18 record over his last two seasons.

Phillips was drafted by the Kansas City Royals in 1982 and spent three years in the Royals' organization and one in the Milwaukee Brewers' system. He returned to Tech as a graduate assistant on the coaching staff for the 1987-88 school year. He was an assistant coach at Oakton High School for one season before moving to George Mason University as an assistant in June 1989. Phillips was a member of the GMU staff for two years prior to accepting his current position at Tech in August 1991.

Phillips, who holds a bachelor's degree in history from Tech, is married to the former Kathy Morris of Newport News, Va. They have a daughter, Jordan, 18, and a son, Joey, 14.

# JON HARTNESS



Jon Hartness is beginning his 15th season on Coach Chuck Hartman's staff at Virginia Tech. Hartness will be in his fourth season working with the Hokies' hitters, after serving nine seasons as Tech's pitching coach. He also oversees the Virginia Tech Dugout Club.

Last year, under Hartness' tutelage, Sean O'Brien set a Tech freshman record with a .372 batting average on the way to first-team All-BIG EAST and freshman All-America honors. In 2003, Marc Tugwell was the BIG

## Assistant Coach

EAST Co-Player of the Year and joined teammate Chris Stanton as one of the BIG EAST's top five hitters. In 2002, Tech led the BIG EAST in batting during conference games with a .323 team average. Five of the team's seven non-freshman starters turned in their best offensive seasons.

"Every time Jon has taken on a new duty at Virginia Tech he has been successful," Hartman says. "He did a good job with our outfielders when he first joined the staff, and he did an outstanding job with our pitchers. Now his work with our hitters is paying off."

Hartness, a former pitcher for Hartman and the Hokies, joined the Tech coaching staff in 1990 and coached the outfielders. In 1991, he took on the added responsibility of setting the Hokies' defense during games. The following year,

he began working primarily with Tech's pitching staff. In addition to working with the hitters, Hartness also worked with the outfielders from 2002-04.

During his nine years as pitching coach, Hartness worked with first-round draft picks Joe Saunders and Denny Wagner. He also worked with Tech's top-winning left-hander, Brian Fitzgerald, and top-winning right-hander, Jason Bush, as well as the Hokies' all-time strikeout leader, Jon Hand, and career saves record-holder, Charlie Gillian.

Gillian was a freshman All-American in 1994 and a third-team All-American in 1996. Pat Pinkman earned freshman All-America honors in 1998, Bush followed suit in 1999 and Saunders became the Hokies' third-straight freshman A-A pick in 2000.

As a player at Tech, Hartness

was a four-year letterman for Hartman. He finished his collegiate pitching career with 14 wins, eight losses and nine saves, and held a share of the school single-season record for pitching appearances (28) until 1994. As a sophomore in '85, he pitched a nine-inning no-hitter, beating Utica College, 1-0.

The Richmond, Va., native saw members of his pitching staff duplicate that feat three times. Fitzgerald no-hit James Madison during the 1995 season, then three Tech pitchers combined for another nine-inning no-hitter against Howard in 1996. During the 2000 season, Bush hurled a seven-inning no-hitter against LaSalle.

Hartness, who holds a B.S. in sports management from Tech, is married to the former Connie Thomas of Roanoke, Va. They have a son, Jared Thomas, 14, and a daughter, Taylor Grace, 12.

# ANTHONY EVERMAN

## Volunteer Coach

Anthony Everman, a former first baseman and pitcher at Loras College in Dubuque, Iowa, is entering his second season as a volunteer coach on the Virginia Tech baseball staff. Everman handles Tech's outfielders and helps assistant coach Jon Hartness with the Hokies' hitters. Everman also works closely with Terry Mitchell, Tech assistant director of strength and conditioning, during the team's athletic performance workouts.

A native of Castalia, Iowa, Everman played baseball at Coe College for one season before transferring to Loras where he played two seasons for Coach Carl Tebon. His senior year, he served as an undergraduate coach after suffering a broken



arm prior to the season. He helped with the infielders and outfielders and assisted with hitting.

Everman, who was an academic all-conference pick as a player, graduated in December 2003 with a degree in physical education.



**Marianne Baffi**  
Secretary



**Eric Cross**  
Assistant Equipment Manager



**Denie Marie**  
Facilities Manager  
(English Field)



**Casey Underwood**  
Facilities Manager



**Heidi Robinson**  
Student Trainer



**Josh Biber**  
Undergraduate Coach

# JIMMY LAWRENCE

## Athletic Trainer

Athletic trainer Jimmy Lawrence has earned both respect and popularity through his outstanding work with Virginia Tech student-athletes during the past 26 years.

Lawrence, who is certified by the National Trainers Association, began working at Tech in 1979 as a graduate assistant trainer for football, basketball, baseball and wrestling. He was promoted to assistant trainer in 1981 and coordinated the training duties for all men's sports except football for 19 seasons. Lawrence is beginning his 26th season working with Tech baseball.

The Elliston, Va., native served as the trainer for the United States Baseball Federation Junior National Team during the summers of 1987 and 1988. He also accompanied the U.S. Senior National Team to Taiwan for the International



Harbor Baseball Tournament during the fall of '88.

Lawrence received his bachelor's degree in health and physical education from Emory & Henry in 1979 and a master's degree in physical education from Tech in 1981. As an undergraduate, he worked for four years as a student trainer.

Lawrence is married to Peg Morse, who is the director of Internet services for Virginia Tech athletics.

## THE DUGOUT CLUB

The Virginia Tech Hammerin' Hokies Dugout Club is an organization designed for alumni, friends and fans of the university who have a special interest in Tech baseball.

Membership in the Dugout Club requires a minimum yearly donation of \$25. The Club's five membership levels and gifts are: Single (\$25-\$49) tax deduction, media guide; Double (\$50-\$99) tax deduction, media guide, t-shirt; Triple (\$100-\$199) tax deduction, media guide, t-shirt, hat; Home Run (\$200-\$499) tax deduction, media guide, t-shirt, hat, sweatshirt; Grand Slam (\$500 and up) tax deduction, media guide, t-shirt, hat, sweatshirt, golf shirt.

The Dugout Club has helped fund facility improvements, including the renovation of the baseball locker room and the addition of security fencing and lights at English Field.

For more information on the Dugout Club contact Jon Hartness at (540) 231-3098 or by e-mail at hartness@vt.edu. Information is also available on the Tech baseball Web page at [hokiesports.com/baseball](http://hokiesports.com/baseball).





MEET THE  
**HOKIES**



# 2005 HOKIES

# ACC



*The members of Virginia Tech's 2005 baseball team are: first row (l to r) — Sean O' Brien, Casey Herald, Sheldon Adams, Matt Foley, Ryan Kennedy, Tom Blaszak, Jonathan Howlett, Nate Parks, Bryan Thomas, Mickey Rozakis and Jose Rojas; second row (l to r) — Adam Loucks, Brett Cory, Scott Stoehr, Greg Fryman, Andrew Wells, David Londrey, M.J. Hurley, Billy Marn, Nicky Bowers and Chris Stanton; back row (l to r) — Adam Redd, Jake Chaney, Bobby West, Josh Canova, Matt McGahey, Randy Buffington, Matt Hacker, Jose Cueto and Warren Schaeffer.*



# 2005 PLAYER PROFILES



8

## Sheldon Adams

OF, 5-11, 190, L/L  
2VL, Junior  
Big Stone Gap, Va.

The Hokies' most experienced outfielder ... Started 91 games during his first two seasons, including 47 in center field last year ... Will move back to left field were he had 41 starts as a freshman ... Is expected to compete with transfer Billy Marn for the everyday duties in left this season ... A left-handed hitter with some pop in his bat ... Batted .315 in conference games last year but has yet to reach his full potential ... Must continue working to develop more patience and consistency at the plate ... Will provide some added versatility in the outfield ...

**2003-04:** Made 47 starts in center field and four in left ... Played in 54 of the team's 56 games ... Finished with a .282 batting average ... Led the team in triples with three and tied for second in home runs with four ... Drove in 26 runs and scored 32 ... Committed just one error in 112 chances ... Went 6-for-10 at the plate during a three-game series with Towson, scoring five runs ... Had a personal-best four hits in six at bats against Villanova driving in five runs and scoring two ... Knocked in four runs with a triple and two singles in a win at West Virginia ... Also had three hits in league games against Pittsburgh and Rutgers ... Legged out an inside-the-park home run at Ohio ... Tied for second on the team with 15 two-out RBIs ... Hit .425 during an 11-game hitting streak in early April ...

**2002-03:** Saw action in 48 games as a freshman ... Started 44 games, including 41 in left field ... Also had two starts as the designated hitter and one in center field ... Got his first start at High Point and went 1-for-1 with a run scored and four walks ... Picked up three hits and four runs batted in during a win at No. 10 Richmond ... Also had three-hit games against East Tennessee State and Pittsburgh and during the Hokies' second meeting with Richmond in Blacksburg ... Put together a 21-for-56 streak at the plate (.375) over the Hokies' last 16 regular-season games ... Closed out the season with a .287 batting average ... Collected five doubles, three triples and four home runs ... Drove in 17 runs and scored 29 ... His 22 walks tied for tops on the team ... Hit .298 in BIG EAST games ...

**High School:** Lettered four years as a center fielder for Coach Jim Kelly at Powell Valley High ... Was named first-team all-district and all-region and second-team all-state his senior year ... Hit .369 that season with five home runs and 17 runs batted in ... Smacked 14 home runs his junior year when he earned first-team all-district, all-region and all-state honors ... Also gained all-district and all-region recognition after batting .380 with three homers as a sophomore ... Played in the Virginia High School League East-West All-Star game following his senior year ... Earned three letters as a tailback in football, rushing for 1,330 yards his senior season ... Excelled as a sprinter in track, winning the state Group A 100-meter dash outdoor championship in 2002 ...

**Personal:** Sheldon Todd Adams ... Born 12/22/83 ... Son of Bill and Sue Adams ... Enrolled in interdisciplinary studies.

	G	AB	R	H	RBI	BAvg	BB	SO	2b	3b	HR	TB	SB- SBA
2003	48	143	29	41	17	.287	22	42	5	3	4	64	0- 2
2004	54	181	32	51	26	.282	19	47	6	3	4	75	5- 7
Totals	102	324	61	92	43	.284	41	89	11	6	8	139	5- 9



5

## Tom Blaszk

INF, 5-8, 160, R/R  
3VL, Senior  
Blacksburg, Va.

One of the biggest surprises of the 2004 season for Tech ... Moved into the starting lineup at second base after spending his first two seasons as a backup ... Became a steady, consistent performer at the plate, as well as in the field ... Combines a good knowledge of the game with a team-first attitude ... A selective hitter who makes contact ... Can help out at shortstop if needed ... Does a good job on the base paths ... Excels in the classroom ... Named to the first team of the 2004 College Sports Information Directors' Academic All-America squad ... Won the prestigious Skelton Award, which recognizes academic excellence among Tech athletes ... One of the top hitters (.316) in the team's Hokie World Series during the fall ... Could get a push for playing time from freshman Matt Hacker ... Is expected to play an important role again this spring as one of only three seniors on the team ...

**2003-04:** Carried a .300 batting average and a .965 fielding mark in his first season as a starter ... Saw action in 53 games drawing 48 starts at second ... Led the team in walks with 34 and stole nine bases in 11 attempts ... Produced nine multiple-hit games during one 14-game stretch ... Posted back-to-back three-hit games against West Virginia and Connecticut ... Also collected three hits in a home game against Richmond

*Continued on following page*



Tom Blaszk

**Blaszak** *Continued*

... Stole three bases during a pair of wins at Villanova ... Scored 18 runs during one 12-game stretch in late April ... Struck out just 19 times in 160 at bats ...

**2002-03:** Played in 20 games ... Got starts at second base against Kent State and East Tennessee State ... Singled in a run in Tech's first game against Morehead State ... Scored twice in the Hokies' second game with the Eagles ... Went 1-for-2 in a win over Georgetown ... Batted .214 for the season ...

**2001-02:** Got a hit and drove in a run against The Citadel in his first collegiate at bat ... Also scored a run in that game ... Stole a base against Western Michigan ... Contributed a hit and a run scored in a win over Pittsburgh ... Started games at second base against Radford (twice) and VMI ... Went 2-for-3 and drove in two runs against Radford at English Field ... Saw duty as a pinch-hitter and pinch-runner ... Played in a total of 18 games ... Hit .235 with nine runs scored ...

**High School:** Earned first-team All-Timesland, all-district and all-region after batting .431 as a senior at Blacksburg High ... Played shortstop for Coach Jim Shockley ... Stole 13 bases and drew 16 walks ... Had nine doubles and scored 24 runs ... Struck out just two times ... Led the district in hitting with a .509 average as a junior ... Contributed 17 stolen bases and scored 24 runs on the way to all-district and all-region honors ... Also led the district in hits, runs scored, stolen bases and on-base percentage ... Walked 13 times and struck out only twice ... Helped the team to a 27-13 record over his two seasons ... Earned letters in basketball and indoor track ...

**Personal:** Thomas Scott Blaszak ... Born 9/20/83 in Buffalo, NY ... Son of Dennis and Kathy Blaszak ... A biology major.

	G	AB	R	H	RBI	BAvg	BB	SO	2b	3b	HR	TB	SB	SBA
2002	18	17	9	4	3	.235	1	6	0	0	0	4	1	2
2003	20	14	5	3	1	.214	0	2	0	0	0	3	0	0
2004	53	160	35	48	19	.300	34	19	4	1	0	54	9	11
Totals	91	191	49	55	23	.288	35	27	4	1	0	61	10	13



**2**  
**Nicky Bowers**

*P, 6-2, 180, R/R*  
*2VL, Junior*  
*Stuart, Va.*

Has been a major contributor out of the bullpen the past two seasons ... Became the Hokies' bullpen closer last year after serving as the setup man to All-BIG EAST reliever Matt Dalton as a freshman in 2003 ... A competitor who possesses great poise on the mound ... Has a live arm and command of three pitches ... Likes to have the ball in his hand ... Has limited opponents to a combined .235 batting average against him during his first two seasons ... Showed continued improvement during fall workouts ... Has been mentioned as a possible starter this year ... Will be a key figure for the Hokies no matter which role he assumes ...

**2003-04:** Appeared in a team-high 28 games as the closer ... Worked a total of 31 innings, compiling a 4-1 record, seven saves and a team-best 2.61 earned run average ... Struck out 24 batters, while walking 11 ... Held foes to a .243 batting average ... Five of the nine earned runs he allowed came in a game against Pittsburgh ... Did not give up an earned

run in his last 16 appearances ... Allowed just two home runs during the season, both coming in a Tech loss to Duquesne ... Pitched two innings at James Madison for a victory ... Posted saves against South Florida, UNC Wilmington, Rutgers, Radford, Campbell, East Tennessee State and Notre Dame ...

**2002-03:** Took the mound 26 times, all but three in relief ... Served mainly as a late-inning setup man ... Was forced into a starting role late in the year when injuries struck the staff ... Registered 47 innings of work, allowing just 37 hits ... Struck out 45 batters while walking 21... Held opponents to a .223 batting average ... Finished 4-1 with a 3.45 ERA ... Gave up just five runs (four earned) during his first 16 appearances ... Earned a win in his first outing of the year at Campbell ... Also earned victories in relief against Villanova and VMI ... Made his first start against St. John's and picked up a win with 5.1 innings of work ... Struck out nine batters during that outing ... Suffered his lone loss in a start against Notre Dame ...

**High School:** Played shortstop and pitched for Coach Philip Stegell at Patrick County ... Lettered three seasons ... Struck out 74 batters in 39 1/3 innings of work his senior year ... Posted a 0.71 earned run average ... Contributed four home runs and hit .413 on the way to all-district honors as a shortstop ... Named second-team all-state as a utility player ... Played some first base his junior year, earning all-district recognition ... Carried a .472 batting average and posted nine homers that year ...

**Personal:** Nicholas Dwayne Bowers ... Born 8/26/84 in Stuart, VA ... Son of Dwayne and Karen Bowers ... His uncle, Tim Bowers, played baseball for Tech in the mid-1980s ... Majoring in physical education.

	W-	L	IP	H	R-	ER	ERA	BB	SO	G	S	CG	SHO	SV
2003	4-	1	47.0	37	25-	18	3.45	21	45	26	3	0	0	0
2004	4-	1	31.0	28	21-	9	2.61	11	24	28	0	0	0	7
Totals	8-	2	78.0	65	46-	27	3.12	32	69	54	3	0	0	7



**17**  
**Randy Buffington**

*P, 6-1, 170, R/R*  
*Freshman*  
*Virginia Beach, Va.*

A talented newcomer who has a chance to see a lot of action on the mound as a freshman ... The only question will be in what role ... Showed one of the best arms on the team during the fall ... Possesses a live fastball and is working to gain a better command of his pitches ... Holds runners and has a good feel for the game ... Should be a plus for the Hokies whether it's as a starter or reliever ...

**High School:** Pitched and played shortstop for four years at Salem High for Coach Pete Zell ... Carried a .365 career batting average ... Was team MVP as a senior ... Struck out 78 batters in 39 innings in 2004 on the way to a 3-3 record ... Racked up six home runs and 27 runs batted in at the plate ... Also collected 12 stolen bases ... Named first-team All-Beach District and first-team All-Tidewater ... Helped team win the Beach District Tournament in 2004 ... Team captain his junior and senior years ... Posted a .341 batting average his junior season while registering a 4-1 record on the mound ... Volunteered at Salem Elementary School ...

**Personal:** Charles Randall Buffington II ... Born 03/20/86 in Virginia Beach, VA ... Son of Randy and Kathy Buffington ... Turned an unassisted triple play when he was 6 years old ... Enrolled in university studies.

**hokiesports.com**

*The best online source for fast, accurate coverage of all Hokie sports teams and events!*





16  
**Josh Canova**

*P, 6-0, 205, L/L  
r-Freshman  
Vienna, Va.*

Will get a chance to contribute after making the team during fall tryouts ... Was better prepared this year after just missing the cut during 2003 tryouts ... Showed an ability to throw strikes and keep hitters off balance ... Still needs to develop more consistency ... Does a good job controlling the running game ... A lefty who could fill a valuable middle relief role ... Will be watched closely during the preseason ...

**High School:** Pitched on the 2002 State Championship team at James Madison High under Coach Mark Gjormand ... Lettered three years in baseball and also helped the team to district and regional titles in 2002 and 2003 ... Named team captain in 2003 ... Registered a 6-0 mark on the mound as a junior ... Was 12-2 his senior season with a 0.96 earned run average ... His 12 wins tied a school record ... Named to all-district and all-region teams his senior season ... Ended his high school career with a 0.28 ERA, the lowest in school history ... Threw a two-hit shutout in the first round of the state playoffs in 2003 ... Also lettered three years in football ...

**Personal:** Joshua Ryan Canova ... Born 10/16/84 in Daytona Beach, FL ... Son of Jay and Jo Canova ... Enrolled in residential property management.

against Seton Hall ... Suffered a loss against VCU, giving up a run in 3.1 innings out of the pen ... Pitched in a total of 12 games, working 33.2 innings ... Was 0-1 with a save and a 4.28 earned run average ... Struck out 25 batters while walking just nine ...

**2002-03:** Pitched in just four games before being sidelined by a sore shoulder that required surgery ... Posted a 1-0 record and 2.63 earned run average in 13.2 total innings of work ... Struck out 13 batters and walked one during his brief playing time ... His win came in a start against East Tennessee State ... Was awarded a medical redshirt year ...

**UNCC:** Pitched two seasons as a reliever for Charlotte ... Finished among Conference USA's leaders in saves with a team-high five as a freshman in 2001 ... Also posted three wins that season and struck out 22 batters as the 49ers' closer ... Fanned eight batters in a game against Penn State ... Registered wins against George Washington, Memphis and High Point ... Saw action in seven games as either a DH or pinch hitter ... Had three hits in a game against UNC Greensboro in his only start of the season ... Made 22 appearances on the mound during the 2002 season ... Finished 0-1 with five saves and a 4.38 earned run average ... Struck out 21 batters and walked 11 in 24.2 innings of work ...

**High School:** Named Northwest 4-A Conference Player of the Year his senior season at Watauga High ... Was 10-2 on the mound with a 0.89 ERA and 104 strikeouts in 80 innings ... Also saw action at third base for Coach Pete Hardee, batting .372 with five home runs ... Earned all-state honors and was team MVP ... Won first-team all-district honors as a pitcher his junior year and was second team as a third baseman ... Hit .441 with five homers and had a 3.42 ERA on the mound ... Helped his team to conference regular season and tournament championships each of his last two seasons ... Played in the state all-star baseball game following his senior year ...

**Personal:** Jacob Adam Chaney ... Born 10/29/81 in Boone, NC ... Son of Neville and Trimella Chaney ... Was a North Carolina scholar-athlete ... Is majoring in residential property management.

	W-	L	IP	H	R-	ER	ERA	BB	SO	G	S	CG	SHO	SV
2003	1-	0	13.2	13	4-	4	2.63	1	13	4	1	0	0	0
2004	0-	1	33.2	47	20-	16	4.28	9	25	12	1	0	0	1
Totals	1-	1	47.1	60	24-	20	3.80	10	38	16	2	0	0	1



14  
**Jake Chaney**

*P, 6-2, 225, R/R  
1VL, Senior  
Blowing Rock, N.C.*

A quality pitcher who has been kept from reaching his potential by nagging injuries ... Enters preseason practice healthy and focused ... Is the only senior on Tech's pitching staff ... Was voted one of the team's captains ... Could compete for a spot in the starting rotation or contribute in a key relief role ... Has a combination of pitches that can make him tough on hitters ... Knows how to pitch ... May have the best control on the staff ... Does a good job holding base runners ... Transferred to Tech after serving as a closer for two years at Charlotte ... Moved to a starting role during his first fall with the Hokies ... Saw his season ended by a shoulder injury after just four appearances in 2002 ... Suffered torn cartilage in his right shoulder and underwent surgery ... Was awarded a medical redshirt year ... Returned to action last spring, but missed almost a month due to a sore neck and shoulder ... Will be a key figure on this year's staff ...

**2003-04:** Worked 3.2 innings of shutout relief against Oklahoma State in his first appearance ... Pitched 5.2 scoreless innings of relief with seven strikeouts against Towson ... Made his lone start of the season against Duquesne and allowed six runs in four innings ... Missed a 15-game stretch with an injury ... Returned to action with two shutout innings and a save



34  
**Brett Cory**

*P, 6-2, 215, R/R  
2VL, r-Junior  
Midlothian, Va.*

Is expected to miss the entire season after undergoing shoulder surgery ... Has seen his collegiate career punctuated by injuries ... Received a medical redshirt year after missing the majority of the 2003 season with an elbow injury ... Showed flashes of his ability as a freshman when he appeared in 20 games ... Returned to the mound last season, but was inconsistent in 16 relief appearances ... Underwent surgery in December ... Hopes to be able to return for the 2006 season ...

**2003-04:** Made 16 appearances, all in relief ... Posted a 3-3 record and one save ... Pitched 31.1 innings with 26 strikeouts and only five walks ... Allowed just one run in 4.1 innings to gain a victory against Towson ... Had a season-high six strikeouts in that contest ... Had three shutout innings for a win over Duquesne ... Also got a win in relief against Seton Hall ... Picked up a save with three scoreless innings against UConn ...

**2002-03:** Pitched in five games before being sidelined by a sore elbow ... Missed the rest of the season and received a medical redshirt ... Posted a 0-1 record and a 2.92 earned run average during his brief action ... Worked a total of 12.1 innings ...

*Continued on following page*

**Cory** *Continued*

**2001-02:** Came to Tech with a sprained right elbow suffered during the summer ... Did not pitch during fall scrimmage work, but was third on the team in appearances during the season with 20 ... Allowed eight runs in his first three outings, then went seven consecutive appearances without allowing a single run ... Pitched two shutout innings of relief for a save against Charlotte ... Started three games ... Lasted just 1.1 innings in his first start and did not get a decision in his second ... Turned in a complete-game gem in his third start, allowing just one earned run in an 8-2 victory against Virginia ... Struck out seven batters and did not walk a man in the win ... Also picked up a win with 2.2 innings of no-hit, no-run relief against West Virginia ... Worked a total of 38.1 innings ... Struck out 30 batters and walked 12 ... Finished with a 2-1 record, one save and a 5.17 earned run average ... Posted a 3.97 ERA in conference games ...

**High School:** Lettered four seasons as a pitcher and utility player ... Put together a 7-1 record and 0.83 earned run average as a senior for Coach Dennis Moody at Midlothian High ... Fanned 74 batters in 59 innings ... Carried a .350 batting average with 15 runs scored, two homers and nine RBIs ... Hurlled a two-hitter with nine strikeouts against L.C. Bird ... Pitched 10 innings in a victory over Monacan ... Gained All-Metro, all-district and all-region honors as a pitcher ... Was 3-3 on the mound as a junior ... Registered 54 strikeouts in 38.2 innings and compiled a 1.66 ERA ... Batted .346 his junior year with eight runs scored and six batted in ... Gained second team all-district honors as a pitcher ... Also named all-district as a pitcher/utility man as a sophomore ... Helped his team to district titles in 1998 and 2001 ...

**Personal:** Brett McKenzie Cory ... Born 3/27/83 in Richmond, VA ... Son of Brian and Christie Cory ... Is studying history and residential property management.

	W-	L	IP	H	R-	ER	ERA	BB	SO	G	S	CG	SHO	SV
2002	2-	1	38.1	54	23-	22	5.17	12	30	20	3	1	0	1
2003	0-	1	12.1	17	8-	4	2.92	3	8	5	2	0	0	0
2004	3-	3	31.1	47	25-	21	6.03	5	26	16	0	0	0	1
Totals	5-	5	82.0	118	56-	47	5.16	20	64	41	5	1	0	2



**25**  
**Jose Cueto**

**OF, 6-2, 187, R/R**  
**Freshman**  
**Miami, Fla.**

A skilled freshman who established himself as the leading candidate for the starting right field duties with a strong showing during the fall ... Showed good defensive skills and the best arm in the outfield ... A contact hitter with good offensive potential ... Should continue to improve as he develops a little more patience at the plate ... Will see his share of playing time this spring ... Has a bright future with the Hokies ...

**High School:** Played for Coach Lou Sanchez at G. Holes Braddock High School ... Hit .315 as a senior and earned the team's smartest base runner award ... Batted .438 in his junior season when he led the team in hitting and stolen bases ... Helped his team to the state championship game that season ... Was named MVP of the 2003 Teravella Tournament ... Also gained All-Dade honorable mention recognition ... A member of the National Honor Society ...

**Personal:** Jose Cueto ... Born 10/24/85 in Jersey City, NJ ... Son of Jose and Anna Cueto ... Is enrolled in biology.




**11**  
**Matt Foley**

**C, 5-9, 185, R/R**  
**1VL, Sophomore**  
**Lansdowne, Va.**

Will move into the catching spot — his natural position — after picking up starts at four different positions as a freshman ... Rates as a solid backstop ... Will be looked to for leadership and improved defense behind the plate ... Only caught two games in 2004 while working behind two veteran catchers ... Saw starting time in the outfield and as a designated hitter to get his bat in the lineup ... Began establishing a rapport with the pitching staff during the fall ... Must continue that process in the spring ... Had a solid freshman year at the plate, but is capable of much more ... Combines good hitting skills with a compact swing ... Will be counted on for more run production this spring ...

**2003-04:** Played in 51 games, starting all but one ... Got 29 starts in left field, 16 at designated hitter, four in right field and two behind the plate ... Hit safely in nine of his first 10 games ... Kept his average above .300 until his final 12 games before finishing with a .276 season average



*Matt Foley*



... Drove in 25 runs and scored 26 ... Collected seven doubles and a pair of home runs, including a walk-off, game-winner against Towson ... Went 4-for-4 in a win at West Virginia with five runs batted in and two runs scored ... Helped Tech defeat No. 6 Notre Dame by driving in three runs with three hits, including a double and homer ... Also turned in a three-hit game at Pittsburgh ... Knocked in three runs with three hits during a two-game sweep of Connecticut ... Struck out just 13 times in 185 at bats ...

**High School:** A two-time first-team pick on *The Washington Post's* All-Metro Team ... Was named the *Post's* Player of the Year as a senior ... A four-year varsity starter behind the plate for Coach Mark Gjormand at James Madison High ... Posted a career batting average of .485 and struck out just 10 times in 350 career at bats ... Hit .498 and set school season records for home runs (7) and walks (21) ... Drove in 34 runs ... Named district and region player of the year ... Earned first-team all-state honors ... Set a school record with a .540 batting average his junior season and added season records for doubles (11) and RBIs (38) ... Helped team to a 29-0 record and a state title ... Led the district in hitting three straight seasons, earning first team all-district honors each year ... Was a two-time first-team all-region selection ... Lettered two years as a quarterback and punter on the football team ... Played in the VHSL All-Star baseball game following his senior season ...

**Personal:** Matthew P. Foley ... Born 10/4/84 in Fairfax, VA ... Son of Paul and Jill Foley ... Enrolled in residential property management.

	G	AB	R	H	RBI	BAvg	BB	SO	2b	3b	HR	TB	SB	SBA
2004	52	185	26	51	25	.276	14	13	7	0	2	64	2-	2



15  
**Matt Hacker**

INF, 5-10, 165, R/R  
Freshman  
Glen Allen, Va.

A promising freshman who can play a variety of positions ... Worked at second base during the fall and showed progress ... Is expected to compete for playing time at that position in 2005 ... Rates as a solid infielder with good skills ... Has offensive potential, but is still developing a better knowledge of the strike zone ... Does a lot of the little things it takes to be successful ... Will get his share of work ...

**High School:** A four-year letterman at shortstop for Coach Will Hicks at John Randolph Tucker High School ... Baseball captain his junior and senior year ... Hit .544 his senior season and posted a .660 on-base percentage ... Drove in 20 runs and stole seven bases ... Won the 2004 VIAAA (Athletic Director's) Central Leadership Award and was named the team MVP ... As a junior carried a .545 batting average and scored 18 runs ... Contributed 12 RBIs and 10 steals ... Was a 2003 honorable mention all-state selection ... Also named to the *Richmond Times Dispatch* All-Metro team twice ... Hit .363 his sophomore season with eight doubles, 21 runs scored and nine steals ... Helped his team to a regional title and a spot in the state championship game in 2002 ... A three-year letterman in football ... Volunteered in the special education department all four years at Tucker ... Won the 2004 Tucker High School Faculty Award ...

**Personal:** Matthew Blake Hacker ... Born 1/5/86 in Temple, TX ... Son of Jim and Pam Hacker ... His dad was an All-American third baseman at Texas A&M University and went on to play in the Atlanta Braves organization ... Enrolled in university studies.



23  
**Greg Fryman**

P, 6-5, 200, R/R  
1VL, Sophomore  
Gibsonia, Pa.

Picked up some valuable experience last season as a freshman ... Took some lumps but also showed flashes of his potential ... Made good progress during the fall ... Has worked to develop a breaking ball to go with a good fastball ... Should benefit from his work in the Tech strength and conditioning program ... Could compete for a spot in the starting rotation ... Coaches expect him to get better and better as he gains more confidence and enjoys a taste of success ...

**2003-04:** Made the team as a walk-on and saw action in nine games, all in relief ... Pitched 11 innings on the way to a 0-1 record ... Finished with a 10.64 earned run average after giving up 10 of his 13 runs in two outings ... Carried a 3.24 ERA in his other seven appearances ... His only decision was a loss against Duquesne ...

**High School:** Lettered three seasons as a pitcher/first baseman for Coach Bill Stoops at Deer Lakes High ... Posted a 6-2 record on the mound his senior season ... Struck out 60 batters and walked just 13 during 53 innings of work ... Carried a .345 batting average ... Earned first-team all-section honors ... Earned extra effort award from KDKA and was a first-team pitcher on the *Valley News Dispatch* all-star team ... Lettered three years as a forward on the basketball team ... A member of the National Honor Society ...

**Personal:** Gregory Michael Fryman ... Born 9/8/84 in Pittsburgh, PA ... Son of Bob and Linda Fryman ... Enrolled in general engineering.

	W-	L	IP	H	R-	ER	ERA	BB	SO	G	S	CG	SHO	SV
2004	0-	1	11.0	14	13-	13	10.64	8	7	9	0	0	0	0



13  
**Casey Herald**

P, 5-11, 170, L/L  
Freshman  
Tazewell, Va.

A young southpaw who has a chance to contribute as a freshman ... Made a good impression during the fall ... Knows how to pitch ... Could move into a vital middle relief role or become a spot starter ... Possesses a good arm and is working to gain better command of his pitches ... A fierce competitor on the mound ... Is already benefiting from Tech's strength and conditioning program ... Has a bright future ...

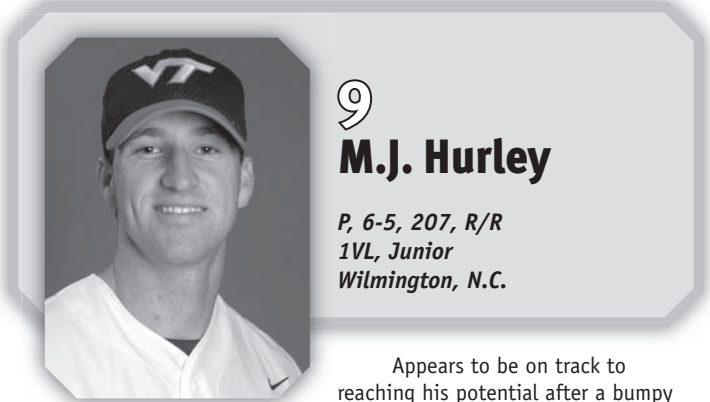
**High School:** Struck out 339 batters in his four seasons at Tazewell High ... Was a four-year starter for Coach Lou Peery ... Posted a career earned run average of 0.95 and threw 19 complete games ... Turned in 16 games of 10 strikeouts or more during his career and had three games where he fanned 20 or more batters ... Hurlled a no-hitter in which he struck out 14 of 16 batters he faced ... Named a second-team preseason All-American prior to his senior year ... Posted an 8-2 record on the mound

*Continued on following page*

**Herald** *Continued*

as a senior with two saves, a 0.91 ERA and 129 strikeouts ... Contributed a .400 batting average and three home runs at the plate ... Also hit three homers as a junior when he batted .460 ... Finished with a 6-2 record, 0.43 ERA and a school record 152 strikeouts that season ... Was a first-team all-state pitcher both years, as well as Southwest District Player of the Year ... Also earned first-team all-state honors as an outfielder his senior season ... Became the first player in school history to be named first-team all-state two times ... Played in the state coaches' all-star game ... Was honored all four years for his academics and earned a Virginia High School League Achievement Award ... A member of the National Honor Society ...

**Personal:** Casey Lindsey Herald ... Born 07/25/85 in Bluefield, WV ... Son of Donald and Dianna Herald ... Is studying geology.



9  
**M.J. Hurley**

*P, 6-5, 207, R/R  
1VL, Junior  
Wilmington, N.C.*

Appears to be on track to reaching his potential after a bumpy sophomore year ... Pitched extremely well during fall practice ... Showed the ability to throw three different pitches for strikes ... Combines excellent size with a good arm ... Was listed as one of the Top 5 newcomers in the BIG EAST Conference by *Baseball America* prior to his freshman season ... Picked up some valuable experience during his first season ... Showed flashes of his ability, but was inconsistent ... Only appeared in two games last year after failing to gain command of his pitches ... Returned with renewed confidence in the fall and put himself in contention for playing time ... Could earn a spot in the starting rotation if he carries the same determination into preseason workouts ...

**2003-04:** Was limited to two appearances after experiencing control problems ... Saw his only action at Richmond and Georgetown ... Pitched a combined total of one inning, allowing two hits and four runs ...

**2002-03:** Started seven games and pitched in nine during his freshman season ... Suffered a loss in his first outing at Campbell and did not get a decision against Kent State in his second start ... Worked five full innings against Cornell allowing three hits and two runs to earn his first collegiate win ... Picked up another win with seven innings against Virginia ... Gave up just four hits and struck out five batters during that outing ... Wasn't as fortunate in his second start against UVA, lasting three innings and taking a loss ... Finished the season with a 2-3 record and 7.80 earned run average ... Pitched a total of 30 innings ... Only pitched one-third of an inning in BIG EAST action ... That came in relief at Pittsburgh ...

**High School:** Was named Hoggard High's MVP and the conference player of the year after registering an 11-1 pitching mark in 2002 ... Carried a 0.46 earned run average and struck out 101 batters in 76.1 innings ... Earned all-state honors and played in the North Carolina-South Carolina All-Star game ... Turned in a 6-3 record and 1.89 ERA as a junior ... Fanned 76 batters that season in 55.2 innings on the mound ... Helped his team to a 42-10 record and a conference championship during his varsity career ... Was a two-year letterman for Coach Jeep St. Ledger ...

**Personal:** Michael John Hurley ... Born 3/11/84 in Wilmington, NC ... Son of Mike and Pam Hurley ... Is studying English.

	W-	L	IP	H	R-	ER	ERA	BB	SO	G	S	CG	SHO	SV
2003	2-	3	30.0	33	29-	26	7.80	25	18	9	7	0	0	0
2004	0-	0	1.0	2	4-	4	36.00	5	0	2	0	0	0	0
Totals	2-	3	31.0	35	33-	30	8.71	30	18	11	7	0	0	0



18  
**Jonathan Howlett**

*OF, 6-0, 175, R/R  
Junior  
Gloucester, Va.*

One of the biggest surprises of fall practice ... Made the team in fall tryouts after playing at Rappahannock Community College for two seasons ... Combines excellent speed with good ability at the plate and in the field ... Is expected to challenge for playing time in center ... Has a strong enough arm to play right field ... Can cover a lot of ground ... Plays with aggressiveness ... Showed some pop in his bat during the fall ... Led the team with a .448 batting average during the Hokie World Series ... Needs to continue developing his eye at the plate ... His progress will be watched closely during preseason practice ...

**Community College:** Played for Rappahannock Community College in Warsaw, Va., during 2003 and 2004 ... Team was 36-11 his freshman year and 42-13 his sophomore season ... Hit five home runs and carried a team-leading .448 batting average in 2003 ... Named all-conference both seasons ... Team won states both seasons ...

**High School:** Was a two-year letterman at Gloucester High School ... Played center field ... Earned all-district honors as a senior and was co-captain of the team ...

**Personal:** Jonathan David Howlett ... Born 08/15/82 in Newport News, VA ... Son of Gerald and Maggie Howlett ... Enrolled in residential property management.


# hokiesports

## the newspaper

This in-house publication provides in-depth coverage of the Hokies. Choose between a colorful printed version, or an on-line subscription.

Call the hokiesports the newspaper office at (540) 231-3908, or visit the Web site at [www.hokiesports.com](http://www.hokiesports.com)





Ryan Kennedy

second-lowest overall ... Held opposing batters to a .220 average ... Got his first start at High Point and went seven innings for a win ... Allowed seven hits and one run ... Lasted just two innings in a loss to Kent State ... Pitched four innings of shutout relief for a save against Cornell ... Excelled in a seven-inning relief appearance at No. 10 Richmond ... Gave up just three hits and one unearned run to earn a victory ... Started at Seton Hall and allowed just one hit over seven shutout innings to post another victory ... Limited Villanova to two hits and no runs in 6.2 innings for a win, then turned in seven strong innings for a victory against Boston College ... Registered his fifth straight win by allowing one run in 6.1 innings at UConn ... Pitched five innings before leaving the mound in a loss at Rutgers ... Did not return to action ... Finished with 55 innings under his belt ... Gave up just 45 hits ... Struck out 37 batters, but walked 25 ...

**Florida:** Was redshirted while attending the University of Florida as a freshman in 2001-02 ...

**High School:** Posted a 26-4 pitching mark during four varsity seasons for Coach Dave Tollett at Charlotte High ... Was named third-team all-state as a senior and honorable mention as a junior ... Finished his senior season 8-3 with a 1.95 earned run average and 92 strikeouts in 70 innings ... Was 9-1 on the mound his junior year ... Posted a 1.67 ERA and fanned 74 batters in 54 innings ... Pitched a perfect game during the district playoffs ... Had a combined 16-1 record during summer competition in 2000 and 2001 ...

**Personal:** Ryan Matthew Kennedy ... Born 4/18/83 in Ft. Myers, FL ... Son of Steve and Lauri Kennedy ... Enrolled in interdisciplinary studies.

	W-	L	IP	H	R-	ER	ERA	BB	SO	G	S	CG	SHO	SV
2003	6-	2	55.0	45	20-	16	2.62	25	37	11	7	0	0	1
2004	5-	7	84.2	90	48-	42	4.46	33	61	15	15	4	0	0
Totals	11-	9	139.2	135	68-	58	3.74	58	98	26	22	4	0	1



29  
Ryan Kennedy

P, 6-0, 195, R/L  
2VL, r-Junior  
Punta Gorda, Fla.

An experienced left-hander who will be called on to help anchor the pitching staff ... Possesses a good

knowledge of pitching and a real feel for the game ... Has started 22 games over his first two seasons ... Calm and consistent ... Has the ability to throw three pitches for strikes ... Holds base runners ... Transferred to Tech from the University of Florida where he was redshirted in 2002 ... Entered Tech in January 2003 and quickly established himself as a starter ... Was named Freshman All-America in '03 by *Collegiate Baseball* despite missing the last four weeks of the season with a stress fracture in his elbow ... Led the team in wins with six ... Finished 5-7 last season after the Hokies scored just 12 runs during his seven losses ... Pitched well during the fall ... Will be looked to for quality innings in 2005 ...

**2003-04:** Led the pitching staff with 15 starts and 84.2 innings pitched ... Tied for the team lead with four complete games on the way to a 5-7 record and 4.46 earned run average ... Held foes to a .274 batting average, lowest among Tech starters and second best among the staff ... Gave up five earned runs in his first outing and five in his last game ... Carried a 3.68 ERA in his 13 appearances in between ... Struck out 28 batters in 30 innings during a four-game stretch in which he collected three consecutive wins and a no decision ... Pitched eight shutout innings, allowing just two hits, in a win against VMI ... Picked up a win against Liberty with seven scoreless innings of work ... Also had seven shutout innings and allowed just one hit in a win against Campbell ... Pitched in 10 games decided by three runs or less ...

**2002-03:** Transferred from UF and entered Tech in January ... Pitched in 11 games until being sidelined by a sore elbow ... Started seven games ... Was 6-2 with a 2.62 earned run average when he was forced out of action ... Had the lowest earned run average among the starters and



36  
David Londrey

C, 6-4, 220, R/R  
2VL, r-Junior  
Richmond, Va.

One of Tech's top hitters in the fall ... Could be in the thick of the battle for the designated hitter spot ... Is expected to get some catching time as well ... Has improved his skills

behind the plate ... Communicates well with the pitching staff ... Brings some power potential to the plate ... A true team player ... Answered the call in 2003 when catchers Jed English and Wyatt Toregas were both nursing injuries ... Started eight games behind the plate and did a great job ... Batted .393 during that stretch ... Also made two appearances as a pitcher late in the year when injuries depleted the Tech staff ... Will be ready to help out wherever needed ...

**2003-04:** Saw limited action in 11 games before getting a start at first base against Notre Dame in the Hokies' final game of the year ... Batted .250 with three hits in 12 at bats ... Picked up his lone run batted in on a single against Boston College ... Registered a single in four trips to the plate at Notre Dame ... Also had a single in his only plate appearance against Connecticut ...

**2002-03:** Was pressed into starting duty early in the season due to injuries at the position ... Started seven consecutive games behind the plate ... Carried a .393 batting average during that stretch ... Went 3-for-5 with three runs scored and three batted in against Kent State in his first start ... Also had three hits and three RBIs against Cornell ... Collected

*Continued on following page*

**Londrey** *Continued*

two doubles in that game ... His early success earned him some time at designated hitter later in the season ... Drove in five runs with a double and home run during a win over Georgetown ... Made two short stints as a relief pitcher in May, earning a save with three innings of work against Campbell ... Saw action in a total of 28 games ... Made 12 starts at DH and eight as a catcher ... Batted .250 with seven doubles, a homer and 15 runs batted in ... Suffered a broken nose when hit by a pitch in the VMI game, but returned to action ...



**David Londrey**

sophomore and junior seasons ... Also lettered two years as a quarterback in football ...

**Personal:** David Sherwood Londrey ... Born 10/4/82 in Greenville, NC ... Son of Greg and Joy Londrey ... Majoring in human development.

	G	AB	R	H	RBI	BAvg	BB	SO	2b	3b	HR	TB	SB	SBA
2003	28	72	10	18	15	.250	4	16	7	0	1	28	0	0
2004	11	12	0	3	1	.250	0	4	0	0	0	3	0	0
Totals	39	84	10	21	16	.250	4	20	7	0	1	31	0	0

	W-	L	IP	H	R-	ER	ERA	BB	SO	G	S	CG	SHO	SV
2003	0-	0	4.0	8	2-	2	4.50	0	2	2	0	0	0	1

**2001-02:** Was redshirted while serving as the Hokies' bullpen catcher ...

**High School:** Played his senior season at Douglas Freeman High where he was a catcher for Coach Ken Moore ... Posted a .363 batting average as a senior ... Helped the team to a Colonial District championship and the semifinals of the state AAA tournament ... Attended St. Christopher's School in Richmond before transferring to Freeman ... Carried a .435 batting average his junior season ... Was named to the all-prep team following his



**21**  
**Adam Loucks**

**P, 6-2, 200, R/R**  
**r-Sophomore**  
**Little Silver, N.J.**

Strong-armed pitcher who made the team in fall tryouts ... Showed good velocity and potential before

being sidelined by a shoulder injury ... Was cleared to pitch again prior to the preseason ... Has the ability to help if healthy ... Tried out as a position player his freshman year at Tech ...

**High School:** Four-year pitcher and shortstop for Coach Steve DePolo at Red Bank Regional High ... Lettered all four years ... Hit .420 his junior year and .480 his senior year with two home runs ... Posted a 17-5 record on the mound over his last three seasons ... Turned in a 7-2 pitching mark and 1.80 earned run average as a senior ... Had a combined earned run average of 1.65 for his junior and senior seasons ... Named to the all-shore and all-division teams his sophomore, junior and senior seasons ... As a senior helped the team to a Class B-North Championship with a record of 16-6 ... Lettered three seasons in basketball and one in football ...

**Personal:** Adam Christopher Loucks ... Born 1/11/84 in Albuquerque, NM ... Son of Brad and Patty Loucks ... His dad, Brad, played for Coach Chuck Hartman at High Point ... Studying finance.



**32**  
**Billy Marn**

**OF, 6-2, 200, R/R**  
**Sophomore**  
**Yorktown, Va.**

One of Tech's top players during the fall ... Is the leading candidate to start in left field ... Could also see

some time at DH ... A good looking hitter who shows discipline at the plate ... Will be counted on for power and run production ... Transferred to Tech after one season at Old Dominion ... May help provide the offensive spark the Hokies' need ...

**Old Dominion:** Attended Old Dominion University in 2003-04 ... Played in 11 games during the spring, starting two ... Batted .267 with four hits in 15 at bats ... Named to Dean's List for Fall semester ...

**High School:** A four-year letterman at Tabb High School for Coach Doug Baggett ... Senior year batted .603 with seven home runs and 33 runs batted in ... Was named the Virginia State AA Baseball Co-Player of the Year ... Also Region I and Bay Rivers District Player of the Year ... Named *Newport News Daily Press* Peninsula Male Athlete of the Year in 2003 ... Batted .538 as a junior ... Added six homers and 33 RBIs ... Had a 42-game hit streak spanning his last two seasons ... Won the district triple crown twice ... Helped the team to district and regional titles ... Served as captain of the baseball team his junior and senior years ... Was also Bay Rivers Player of the Year in basketball as a senior ... A member of the National Honor Society and a delegate to Boys' State ...

**Personal:** William A. Marn ... Born 10/28/84 in Cleveland, Ohio ... Son of Dale and Marian Marn ... A communication major.



**26**  
**Matt McGahey**

**P/1B, 6-3, 210, L/L**  
**Freshman**  
**Jonesborough, Tenn.**

A strong-armed pitcher who has the potential to help the Hokies with his bat as well as his arm ... Could

compete for some at bats as a designated hitter or first baseman ... His power potential could make him a run producer ... Has the skills and velocity to fit into Tech's pitching plans ... Struggled at times during fall practice, but made big strides during individual workouts ... Continued progress during the preseason should put him in the thick of the battle for playing time ...

**High School:** Started three seasons at Science Hill High for coaches Bernie Young and Andy Wallen ... Senior year batted .464, with 10 home runs and 45 runs batted in ... Was 8-1 on the mound ... Posted 96 strikeouts in 67.2 innings and carried an earned run average of 1.14 ... Named District I-AAA Player of the Year ... Also selected Tennessee Baseball Coaches Association all-state ... Picked *Johnson City Press Super 22* Player of the Year ... Ranked No. 65 among *Baseball America's* Top 100 prospects for 2004 ... Rated 71 among *Perfect Game's* Top 100 prospects ... Batted .417 as a junior with 50 hits, including 14 doubles and eight homers ... Drove in 40 runs ... Helped team to a 33-8 record ... Threw



62.2 innings with an ERA of 1.34 on the way to a 7-4 record and four saves ... Struck out 76 batters ... Was 7-1 his sophomore year with a 1.12 ERA ... Posted a .321 batting average as a sophomore, smacking 11 home runs and driving in 42 runs ... Team finished with a 34-7 record in 2002 ... Helped team to three conference titles ... Served as a peer tutor ...

**Personal:** Matthew Dean McGahey ... Born 12/2/85 in Johnson City, TN ... Son of Virginia Tech graduates Tim and Karen McGahey ... Enrolled in university studies




28  
**Sean O'Brien**

**1B, 6-0, 205, L/L**  
**1VL, Sophomore**  
**Chappaqua, N.Y.**

Needs to pick up where he left off last season when he set a Tech modern-day record for a freshman with

a .372 batting average ... His ability to produce runs will be a key factor in the Hokies' offensive success in 2005 ... Led the team in a number of categories last year, earning first-team ALL-BIG EAST honors and a spot on the Louisville Slugger Freshman All-America team selected by *Collegiate Baseball* ... Proved to be a tough out, striking out just 16 times in 172 at bats, while drawing 31 walks ... Began last season working in the outfield before settling in at first base ... Has become more comfortable at the position ... Receives the ball well from infielders ... Is a team guy with a competitive streak ... Was drafted by the Montreal Expos in the 45th round of the 2003 Major League Baseball amateur draft ... Will be looked to for a big year ...

**2003-04:** Played in 50 games, starting 48 ... Picked up 20 starts in right field, 27 at first base and one as the designated hitter ... Got off to a slow start before hitting a stretch where he hit safely in 16 of 18 games



Sean O'Brien

... Drove in three runs and hit his first collegiate homer at UNC Wilmington ... Also homered and drove in three runs against Towson ... Went 4-for-5 with two homers, three RBIs and four runs scored in a win at Richmond ... Knocked in six runs with four hits during a loss at Virginia ... Went 4-for-4 with a triple and three RBIs against UConn ... Led the team in multiple-RBI games with 13 and was second in multiple-hit games with 19 ... Also topped the Hokies in RBIs (45), home runs (6) and on-base percentage (.471) and was second in walks with 31 ... Struck out just 16 times ...

**High School:** Earned four letters as a first baseman/outfielder at Greeley High where he played for coaches Jim Bellantoni and Walter Allen ... Won the Section 1 triple crown his senior year ... Batted .554 with 13 home runs and 48 runs batted in ... Carried a 1.257 slugging average and struck out just four times ... Led Greeley to its first sectional final since 1975 ... Named all-league and all-section ... Selected first-team on *The Journal News* all-star team ... Team MVP ... Hit .412 as a junior with four homers and 23 RBIs ... Carried a .441 batting average his sophomore year ... Was team MVP that season after adding eight home runs and 32 runs batted in ... Named all-league both seasons ... Batted .449 for his career with 28 home runs and 118 runs batted in ... Started four years in basketball, scoring over 1,000 points during his career ...

**Personal:** Sean Patrick O'Brien ... Born 12/31/84 in Mt. Kisco, NY ... Son of John and Joan O'Brien ... Enrolled in residential property management.

	G	AB	R	H	RBI	BAvg	BB	SO	2b	3b	HR	TB	SB	SBA
2004	50	172	38	64	45	.372	31	16	9	1	6	93	4-	4



7  
**Nate Parks**

**OF, 5-11, 170, S/R**  
**1VL, Sophomore**  
**Salem, Va.**

Made great progress during the late stages of the 2004 season and carried it over to the fall ... Can be a difference-maker with his speed ... Is making more contact at the plate and learning to switch-hit ... Covers a lot of ground in the outfield ... Has improved his throwing ... Enters the spring as the leading candidate for the center field duties ... Will be a valuable performer for the Hokies if he continues to improve ...

**2003-04:** Played in 42 games ... Made eight starts in center field ... Was successful on 12 of 13 stolen base attempts ... Finished with a .268 batting average after picking up five hits in his last nine plate appearances ... Went 1-for-1 with two runs scored and a stolen base during a win over Villanova ... Stole two bases in a win against Seton Hall ... Was 3-for-5 with an RBI and a run scored at East Tennessee State ... Turned in a pair of hits during the final game of the season at Notre Dame ...

**High School:** A four-year letterman as an outfielder for Coach Larry Long at Glenvar High ... Earned all-district, all-region and all-state honors his senior season ... Batted .507 with 18 runs batted in and 33 runs scored ... Stole 30 bases and hit three home runs ... Helped team to state championship game ... Was the *Salem Times-Register* Player of the Year ... Named All-Timesland by *The Roanoke Times* ... Posted a .392 batting average as a junior and batted over .400 his sophomore season ... Was picked all-district both seasons ... Also lettered three years in football and one in track ...

**Personal:** Nathan Paul Parks ... Born 3/20/85 in Lakenheth, England ... Son of Terry Parks and Lonnie Sisler ... Enrolled in residential property management.

	G	AB	R	H	RBI	BAvg	BB	SO	2b	3b	HR	TB	SB	SBA
2004	42	41	17	11	3	.268	4	13	1	0	0	12	12-	13



10  
**Adam Redd**

*P, 5-10, 170, R/R  
1VL, r-Sophomore  
Dumfries, Va.*


Built confidence while gaining some valuable experience last year ... Pitched well during the late stages of

the season ... A hard worker who loves to compete ... Was called on to start one game, but mainly served as a dependable setup man for closer Nicky Bowers ... Pitched well in a starting role during the summer for the Bethesda Big Train in the Clark Griffith Collegiate Baseball League ... Developed a sore shoulder during the fall ... Took some time off and will be evaluated during the preseason ... Is expected to return to the bullpen where he has a chance to fill a valuable role for the Hokies this spring ...

**2003-04:** Appeared in 10 games, including a start at East Tennessee State ... Finished with a 1-0 record and a 4.35 earned run average ... Pitched 20.2 innings ... Six of the 10 earned runs he allowed came in an outing at Wake Forest ... His longest stint was 6.2 innings of relief against Richmond ... Allowed just three hits and struck out seven batters in that outing ... Worked five innings in his start against ETSU picking up a victory ...

**2002-03:** Came down with mononucleosis in October ... Was redshirted during the spring to allow more time to regain his strength ...

**High School:** Was named the Cardinal District and Northwest Region Player of the Year as a senior when he hit .458 with eight home runs and 33 runs batted in ... Saw action as a pitcher, catcher and shortstop during his varsity career at Hylton High ... Lettered three seasons for Coach John Colantuoni ... Finished his senior season with a 3-2 record, seven saves and a 1.83 earned run average on the mound ... Hit .340 as a junior ...



Adam Redd

Helped lead his team to district and regional titles in 2001 and a district championship in 2002 ...

**Personal:** Adam Richard Redd ... Born on 5/3/84 in Dallas, Texas ... Son of Roxanne Redd and Thomas Redd ... Enrolled in residential property management.

	W-	L	IP	H	R-	ER	ERA	BB	SO	G	S	CG	SHO	SV
2004	1-	0	20.2	24	19-	10	4.35	9	13	10	1	0	0	0



30  
**Jose Rojas**

*C, 6-2, 230, R/R  
Freshman  
Paterson, N.J.*

A talented freshman catcher ... Possesses an outstanding throwing arm and a quick release ... Has good

technique and defensive ability, but needs to work on his receiving skills ... Combines excellent size and strength with a good bat ... Has a good eye at the plate ... Could develop into a run producer ... A team player who has already become popular with his teammates ... Will be a candidate for the designated hitter spot and is competing for a share of the catching duties ... His progress in preseason practice will determine his status behind the plate ...

**High School:** Lettered four years as a catcher at Eastside High School in New Jersey for Coach Felix Gil ... Captain of the baseball team for two years ... Drove in 31 runs his senior year while batting .538 ... Had eight doubles, one triple and eight home runs in 2004 ... Struck out only three times ... Threw out 21 base runners his senior year, 14 at third base ... Also pitched one inning in the spring of 2004 ... Hit .493 and drove in 27 runs his junior season ... Clubbed six homers that year ... Earned second team all-state in 2003 and was first team in 2004 ... Became the first baseball player from Eastside High to be named first-team all-state since 1996 ... Played defensive end and guard for the football team ...

**Personal:** Jose Rafael Rojas ... Goes by Ralphy ... Born 5/25/86 in the Dominican Republic ... Son of Rafael Rojas and Estela Acosta ... Enrolled in university studies.



22  
**Mickey Rozakis**

*C, 5-9, 160, R/R  
Freshman  
Herndon, Va.*

A freshman who joined the team after fall tryouts ... Is a student of the game who knows how to handle


pitchers ... Will serve a valuable role as the Hokies' bullpen catcher ...

**High School:** Was a catcher for four seasons at Herndon High School for Coach Alan McCulloch ... Baseball captain his senior year ... Hit .323 his senior year on the way to second-team all-district honors ... Contributed a .301 mark at the plate as a junior in 2003 ... Made the



Sports Honor Roll all four seasons ... Helped team to a 19-5 record in 2004 and a district championship as a sophomore ... Played three years of football ...

**Personal:** Mickey Alexander Rozakis ... Born 3/13/86 in Fairfax, VA ... Son of William and Marie Rozakis ... Enrolled in business.



Warren Schaeffer



**4**  
**Warren Schaeffer**

**INF, 6-1, 185, R/R**  
**1VL, Sophomore**  
**Vandergrift, Pa.**

Started every game at shortstop last season as a freshman ... Proved to be a steady performer in the field, committing just 11 errors in 238 chances ... Earned third-team ALL-BIG EAST honors ... Has an accurate arm and knows how to play the game ... Needs to make more contact and display a little more discipline at the plate ... Is making strides in both areas ... Was an efficient batter with runners on base in 2004 ... Also hit in the clutch with a team-leading 18 runs batted in with two outs ... Doesn't have blazing speed but gets good results on the base paths ... A team player with a strong work ethic ... Should continue to get better ... Will be a key figure again this season ...

**2003-04:** Started every game at shortstop ... Batted .275 and finished with a .954 fielding mark ... Batted just .221 over his first 29 games ... A 4-for-6 game against Villanova sparked a 27-game span in which he hit .333 ... Put together a 10-game hitting streak that included eight multiple-hit games ... Went 5-for-7 in a two-game series against Connecticut, driving in five runs and scoring four ... Turned in three-hit games against UConn, East Tennessee State and Rutgers ... Drove in a personal-best three runs in games against Villanova, UConn and Rutgers ... Had a key two-run homer against Seton Hall ... Carried a .296 batting average in BIG EAST games and tied for the team lead in RBIs for league

games with 20 ... Finished the season with 34 RBIs and 28 runs scored ... Posted 11 doubles, two triples and one home run ... Hit .343 with runners on base and .329 with runners in scoring position ...

**High School:** Was named the *Pittsburgh Post-Gazette* East Player of the Year as a junior and senior at Greenburg Central Catholic ... Lettered four years as a shortstop for Coach Jack Korpar ... Batted .554 as a senior with 22 runs batted in, 20 runs scored, five doubles, three triples and three home runs ... Hit safely in 38 of 39 games over his last two seasons, including a 35-game streak ... Batted .518 as a freshman with six triples and 30 RBIs ... Missed his sophomore season following knee surgery ... Bounced back as a junior to lead the team to a PIAA Class A Championship ... Hit .534 with 49 RBIs, 10 doubles, two triples and five homers ... Drove in 18 runs during eight postseason games ... Was all-section and all-*Post-Gazette* East three times ... Finished with a career .534 batting average and 101 RBIs ... Member of the National Honor Society ... Received YMCA Scholar/Athlete Award and the Bishop Connare Scholar/Athlete Award ... During the summer of 2003 was named MVP of the NABF Palomino World Series in London, Canada after leading his team to the tournament championship ...

**Personal:** Warren James Schaeffer ... Born 1/28/85 in Vandergrift, PA ... Son of James and Karen Schaeffer ... Enrolled in history.

	G	AB	R	H	RBI	BAvg	BB	SO	2b	3b	HR	TB	SB-SBA
2004	56	200	28	55	34	.275	11	35	11	2	1	73	2- 6



**27**  
**Chris Stanton**

**INF/OF, 6-2, 185, R/R**  
**3VL, Senior**  
**Centreville, Va.**

Has developed into a quality third baseman for the Hokies ... Covers ground and has a strong arm ... Plays

bunts and slow rollers with the best of them ... His speed is an integral part of Tech's success ... Stole 34 bases in 2004, the most for a Tech player since 1985 ... Had a breakout sophomore season for the Hokies in 2003 ... Was named first-team ALL-BIG EAST at third base ... Led the BIG EAST in triples with six and finished fifth in the league in batting and stolen bases ... Improved his batting average from .268 as a freshman to .392 ... Saw his average drop to .308 last season, but remained a big contributor, leading the team in hits (69) and runs scored (49) ... Was a second-team all-conference pick ... Started 43 games in the outfield as a freshman and could see some time there this season ... Voted a team captain for 2005 ...

**2003-04:** Started every game ... Opened 52 games at third base and four in left field ... Finished second on the team in batting with a .308 average ... Led the squad in at bats (224), hits (69), runs scored (49), stolen bases (34) multiple-hit games (20) and sacrifice bunts (9) ... Collected 13 doubles, a triple and two home runs ... Drove in 25 runs and was hit by pitches 10 times ... Registered three hits and three RBIs in a win over Towson ... Went 3-for-4 with a double, home run, four RBIs and three runs scored in a game against Duquesne ... Stole three bases against VCU and three more against Richmond in back-to-back games ... Also had four hits and two runs scored against the Rams ... Belted two doubles in games against both Georgetown and Virginia ... Contributed four hits, three runs and two RBIs during a win at West Virginia ... Was named second-team ALL-BIG EAST ...

**2002-03:** Started 56 of Tech's 57 games, including 54 starts at third base ... Also had one start in left field and one as the designated hitter ... Collected just two hits in his first eight games, then put together a 20-game hitting streak ... Got at least one hit in all but five of his last

*Continued on following page*

**Stanton** *Continued*

49 games ... Batted .392 on the season with 12 doubles, six triples and three home runs ... Drove in 36 runs and scored 61... Stole 23 bases in 31 attempts ... Started his hitting streak with a 3-for-6 game against Kent State that included three runs batted in and two runs scored ... Tied a school record with four stolen bases against Morehead State ... Went 4-for-5 with three runs batted in and four runs scored against Georgetown ... Contributed a home run and a triple in that game ... Had nine hits in 14 at bats during a three-game series at Pittsburgh ... Was 5-for-5 in one of those games with a triple, home run, three runs scored and four RBIs ... Put together a string of six-straight multiple-hit games late in the season and had two or more hits in 11 of 14 games at one point ... Finished with 14 multiple-RBI games ... Hit .484 with runners on base and .509 with runners in scoring position ... Tied for the team lead in two-out RBIs with 25 ...

**2001-02:** Worked at third base during the fall, but was pressed into action in the outfield when spring rolled around ... Ended up starting 42 games in left field and one in center ... Contributed two hits, two runs, two RBIs and a stolen base against The Citadel in his first collegiate game ... Tripled and drove in two runs in a win over Western Michigan ... Put together a five-game hitting streak in late March, but saw his batting average hover around the .200 mark until mid-April ... Collected 23 hits in 68 at bats (.338) during an 18-game stretch to pull his final season average to .248 ... Singled in the game-winning run in the final inning of a 2-1 victory over Rutgers ... Hit his lone home run of the season in a game at Georgetown and added two RBIs and three runs scored ... Went 3-for-3 with a triple and three runs batted in against East Tennessee State ... Had a four-hit game at home against High Point, scoring three times and driving in a run ... Shared the team lead in stolen bases with 12 in 18 attempts ... Finished the season with 38 runs scored and 24 runs batted in ... Registered three doubles, two triples and a homer ... Tied for the team lead in outfield assists with four ... Had two of those assists in a home game against High Point ... Hit .356 with runners in scoring position and was 3-for-4 with the bases loaded ... Was hit by pitches 15 times ...

**High School:** Lettered two seasons as a shortstop for Coach Don Warren at Centreville ... Batted .333 with a pair of triples as a senior ... Earned all-district and all-region honors ... Helped the team to a 21-9 record and the semifinals of the state AAA tournament ... Hit three home runs and a pair of triples as a junior ... Finished with a .380 batting average on the way to all-district and all-region recognition ... Lettered two seasons as a receiver in football ... Played on Centreville's state championship football team as a senior ...

**Personal:** Christopher Blair Stanton ... Born 4/4/83 in Los Angeles, CA ... Son of Lou and Adrienne Stanton ... Studying human development.



Chris Stanton

	G	AB	R	H	RBI	BAvg	BB	SO	2b	3b	HR	TB	SB-SBA
2002	53	149	38	37	24	.248	13	23	3	2	1	47	12- 18
2003	57	222	61	87	36	.392	18	28	12	6	3	120	23- 31
2004	56	224	49	69	25	.308	14	23	13	1	2	90	34- 37
Totals	166	595	148	193	85	.324	45	74	28	9	6	257	69- 86



**24**  
**Scott Stoehr**

*P, 6-1, 195, R/R*  
*1VL, r-Sophomore*  
*Timberville, Va.*

Is hoping to rebound from elbow surgery that caused him to miss the 2004 season ... Did an excellent job in middle relief and setup roles as a freshman ... Throws strikes and does an excellent job fielding his position ... Is making progress ... Has been put on a throwing program, but a decision on his availability may not be made until April ... Would be a big boost to the Hokies to get him back ...

**2003-04:** Underwent elbow surgery in January and missed the entire 2004 season ...

**2002-03:** Made the team as a walk-on and pitched in 18 games as a middle reliever ... Posted a 3-1 record and 4.66 earned run average ... Worked a season-high 5.1 innings of scoreless relief against Boston College ... Picked up wins against Charleston Southern, Morehead State and Radford ... Allowed one unearned run during 4.2 innings of relief at West Virginia ... Twelve of the 16 runs he gave up during the season came in three outings ... Held opponents to a .266 batting average ...

**High School:** Lettered four seasons as a pitcher and shortstop at Broadway High, where he played for coaches Mel Morris and Yates Hall ... Carried a .360 batting average his senior year with two home runs and 15 runs batted in ... Posted four homers as a junior when he hit .410 and drove in 25 runs ... Earned second-team all-district recognition that season ... Also lettered in basketball, football and track ... A member of the National Honor Society ...

**Personal:** Scott Lee Stoehr ... Born 10/11/83 in Harrisonburg, VA ... Son of Terry Stoehr and Lisa Stoehr ... Is majoring in management.

	W	L	IP	H	R	ER	ERA	BB	SO	G	S	CG	SHO	SV
2003	3-	1	36.2	37	22-	19	4.66	17	25	18	0	0	0	0



**3**  
**Bryan Thomas**

*INF, 6-0, 185, R/R*  
*1VL, Sophomore*  
*Wilmington, N.C.*

Could give the coaches some added flexibility with the lineup if he shows improvement at the plate ... Started nine games at second base early last season but never gained a comfort level at the position ... Moved to third base where he had played in high school ... Got a chance to show what he could do at the hot corner during four late-season starts ... Showed great reflexes and turned in some exceptional defensive plays ... Enters preseason practice as the backup to Chris Stanton ... Could take over that spot if he develops some offensive consistency, allowing the coaches to play Stanton in the outfield ... Possesses a good swing and a little pop in his bat ... Has a chance to be a real asset ... Will be watched closely during preseason practice ...



**2003-04:** Got 14 starts and played in a total of 27 games ... Had eight starts at second base and two at DH early in the season ... Opened the last four games of the year at third base ... Turned in 16 assists and five putouts during those contests ... Batted .236 with 13 hits in 55 at bats ... Contributed a double and a run batted in at UNC Wilmington ... Was 2-for-2 in a win at Georgetown ... Had two hits in three trips to the plate at Virginia ... Drove in two runs and scored another during a win at East Tennessee State ...

**High School:** Played at Hoggard High where he lettered three seasons as a third baseman for Coach Jeep St. Ledger ... Batted .405 his senior season with eight doubles, two home runs, 26 runs scored and 20 runs batted in ... Stole six bases ... Earned all-conference and all-state honors ... Played in the North Carolina/South Carolina All-Star Baseball Challenge ... Also participated in the East-West North Carolina State Games ... Was an all-conference pick his junior year when he carried a .533 batting average ... Contributed 11 doubles, a triple and three home runs ... Added 27 RBIs and 24 runs scored ... Helped his team to a 64-15 record and back-to-back conference championships his junior and senior years ... A member of the National Honor Society.

**Personal:** Bryan Foster Thomas ... Born 8/29/84 in Raleigh, NC ... Son of Ron and Janis Thomas ... Enrolled in business.

	G	AB	R	H	RBI	BAvg	BB	SO	2b	3b	HR	TB	SB-SBA
2004	27	55	7	13	5	.236	5	12	1	0	0	14	0- 0



20  
**Andrew Wells**

*P, 6-4, 220, L/L  
2VL, Junior  
Alexandria, Va.*

Has the ability to be a major factor on this year's pitching staff if he remains healthy ... A polished

left-hander with a good command of his pitches ... Holds runners and fields his position well ... Finished 4-6 last year, but posted a 3.91 earned run average ... The Hokies scored two runs or less in five of his six losses ... Was slowed the last month of the season by a sprained elbow ... Continued with his rehab throughout the fall ... Was selected in the 33rd round of the Major League Baseball amateur draft following his senior year of high school ... Tied for the team lead in starts as a freshman with 12 ... Will get a chance to return to the starting rotation for the third straight year ...

**2003-04:** Posted a 4-6 record and a 3.91 earned run average ... Appeared in 11 games, 10 as a starter ... Pitched 50.2 innings and turned in one complete game ... Struck out 28 batters and walked 12 ... Opened with a win against South Florida ... Did not allow an earned run in 6.1 innings of work ... Lost consecutive starts to George Mason, UNC Wilmington and Wake Forest ... Allowed just one run in five innings for a road win at Richmond ... Gave up just two runs (one earned) over eight innings during a loss at St. John's ... Pitched six shutout innings for a win over Connecticut and gave up just one run in six innings to earn a win at Villanova ... Had an 0.89 ERA in his four BIG EAST appearances ... Missed the final three weeks of the season after spraining his left elbow ...

**2002-03:** Pitched in 15 games and tied for the team lead for starts with 12 ... Worked a total of 67.2 innings on the mound ... Compiled a 4-4 record with a 4.92 earned run average ... Earned his first collegiate victory with two scoreless innings of relief at Charleston Southern ... Pitched eight innings against James Madison in his first start ... Lost despite allowing just five hits and three runs ... Struck out six and did not issue a walk in

that game ... Picked up a win at JMU eight days later, working five innings and allowing two hits and one run ... Pitched seven innings on the way to a victory at Liberty ... Gave up just two runs (one earned) in seven innings during a loss at West Virginia ... Posted a BIG EAST win against St. John's ... Carried a 3.25 ERA through his first 12 appearances before struggling a bit in his last three games ...

**High School:** Won numerous honors as a pitcher for Coach Jerry Howell at St. Stephen's & St. Agnes School ... Named first-team All-Metro by *The Washington Post* in 2002 ... A two-time selection as the Alexandria Sportsman's Club Player of the Year ... Earned first-team all-state honors as a junior and senior ... Twice named team MVP ... Finished his senior year with a 5-2 pitching record ... Carried a 0.55 earned run average and added a pair of saves ... Registered 79 strikeouts and just 14 walks in 51 innings on the mound ... Also saw action at first base and in the outfield ... Compiled a .484 batting average in 2002 with eight doubles, three home runs and 21 RBIs ... Struck out the first 11 batters he faced during a game against Episcopal his junior year ... Fanned 14 of the 16 batters he faced ... Had a 4-2 record with two saves and a 0.42 ERA ... Was 8-1 as a freshman and 6-3 his sophomore year ... Holds numerous school season and career records ... Finished with 335 career strikeouts in 218.2 innings ... Had a career ERA of 0.70 and turned in 20 career complete games ... Opponents' combined batting average against him during his four seasons was .151 ...

**Personal:** Andrew Martin Wells ... Born 6/6/83 in Alexandria, VA ... Son of Michael and Pamela Wells ... Majoring in residential property management.

	W-	L	IP	H	R-	ER	ERA	BB	SO	G	S	CG	SHO	SV
2003	4-	4	67.2	85	43-	37	4.92	19	36	15	12	0	0	0
2004	4-	6	50.2	60	31-	22	3.91	31	22	11	10	1	0	0
Totals	8-	10	118.1	145	74-	59	4.49	50	58	26	22	1	0	0



12  
**Bobby West**

*P, 6-0, 175, R/R  
Freshman  
Blacksburg, Va.*

A local product who will move to the mound after trying his hand at shortstop during the fall ... Appears

better suited to pitching ... Worked over 100 innings as a pitcher during his final two seasons at Blacksburg High ... Is still adjusting to the college game ... Has the work ethic to be successful ... His progress during preseason workouts will determine his status for the 2005 season ...

**High School:** Was team captain during his senior season at Blacksburg High under Coach Jim Shockley ... Lettered three years in baseball ... During his senior season he struck out 62 batters over the course of 51 innings, while walking only 16 batters ... Posted a 5-2 record and 1.92 earned run average ... Contributed at the plate with a .397 batting average, seven home runs and 28 runs batted in ... Named first team all-district as a shortstop and pitcher ... Was first-team all-region at shortstop and honorable mention all-state ... Selected the district co-player of the year ... Picked the Salem-Roanoke Baseball Hall of Fame Player of the Year ... Voted team MVP ... As a junior, went 7-3 on the mound with four saves and a 1.65 ERA ... Pitched 62.2 innings and struck out 52 batters ... Batted .309 with three home runs and 19 RBIs ... A volunteer for Habitat For Humanity ...

**Personal:** Robert Richard West ... Born 8/2/86 in Columbia, MO ... Son of Bob and Sylvia West ... Is studying general engineering.

# 2005 OPPONENTS

## VILLANOVA WILDCATS (31-20-1)

Home Field: Villanova Ballpark at Plymouth (750)  
 Coach: Joe Godri  
 Baseball Contact: David Berman  
 Phone: (610) 519-6460  
 E-mail: david.berman@villanova.edu  
 Website: villanova.collegesports.com

## NAVY MIDSHIPMEN (14-36)

Home Field: Max Bishop Stadium (5,000)  
 Coach: Steve Whitmyer  
 Baseball Contact: Doug DeBiase  
 Phone: (410) 293-8771  
 E-mail: debiase@usna.edu  
 Website: www.navysports.com

## SAVANNAH STATE TIGERS (24-22)

Home Field: Tiger Field (750)  
 Coach: Jamie Rigdon  
 Baseball Contact: Lee Pearson  
 Phone: (919) 356-2446  
 E-mail: pearson1@savstate.edu  
 Website: www.savstate.edu/athletics

## CAMPBELL FIGHTING CAMELS (23-34)

Home Field: Taylor Field (1,000)  
 Coach: Chip Smith  
 Baseball Contact: Jonathan Albert  
 Phone: (910) 814-4367  
 E-mail: albertj@campbell.edu  
 Website: www.gocamels.com

## HIGH POINT PANTHERS (11-44)

Home Field: George S. Erath Field (800)  
 Coach: Sal Bando, Jr.  
 Baseball Contact: Lee Owen  
 Phone: (336) 841-4605  
 E-mail: lowen@highpoint.edu  
 Website: www.highpointpanthers.com

## JAMES MADISON DUKES (29-27)

Home Field: Long Field/Mauck Stadium (1,200)  
 Coach: Spanky McFarland  
 Baseball Contact: Curt Dudley  
 Phone: (540) 568-6154  
 E-mail: dudleycm@jmu.edu  
 Website: www.jmusports.com

## MARYLAND TERRAPINS (22-34)

Home Field: Shipley Field (2,500)  
 Coach: Terry Rupp  
 Baseball Contact: Dustin Hockensmith  
 Phone: (301) 314-8093  
 E-mail: dhockens@umd.edu  
 Website: www.umterps.com

## GEORGE MASON PATRIOTS (39-19)

Home Field: Raymond H. Spuhler (900)  
 Coach: Bill Brown  
 Baseball Contact: Richard Coco  
 Phone: (703) 993-3264  
 E-mail: rcoco@gmu.edu  
 Website: gomason.collegesports.com

## NORTH CAROLINA TAR HEELS (43-21)

Home Field: Boshamer Stadium (2,500)  
 Coach: Mike Fox  
 Baseball Contact: John Martin  
 Phone: (919) 962-0084  
 E-mail: jmartin@unca.unc.edu  
 Website: www.tarheelblue.com

## LIBERTY FLAMES (25-30)

Home Field: Al Worthington Stadium (1,000)  
 Coach: Matt Royer  
 Baseball Contact: Ryan Bomberger  
 Phone: (434) 582-2292  
 E-mail: rbomberger@liberty.edu  
 Website: www.libertyflames.com

## FLORIDA STATE SEMINOLES (45-23)

Home Field: Dick Howser (6,700)  
 Coach: Mike Martin  
 Baseball Contact: Elliott Finebloom  
 Phone: (850) 644-1403  
 E-mail: efineblm@mail.fsu.edu  
 Website: www.seminoles.com

## RADFORD HIGHLANDERS (23-30)

Home Field: Dedmon Center Park (1,000)  
 Coach: Lew Kent  
 Baseball Contact: Drew Dickerson  
 Phone: (540) 831-5211  
 E-mail: adickerso@radford.edu  
 Website: www.radford.edu/athletics

## VIRGINIA CAVALIERS (44-15)

Home Field: UVa Baseball Stadium (2,000)  
 Coach: Brian O'Connor  
 Baseball Contact: Adam Jones  
 Phone: (434) 982-5092  
 E-mail: acj4b@virginia.edu  
 Website: www.virginiaspots.com

## EAST TENNESSEE STATE BUCCANEERS (28-30)

Home Field: Cardinal Park (2,000)  
 Coach: Tony Skole  
 Baseball Contact: Matt Snellings  
 Phone: (423) 439-5263  
 E-mail: snelling@mail.etsu.edu  
 Website: www.etsubucs.com

## NC STATE WOLFPACK (36-24)

Home Field: Doak Field (2,500)  
 Coach: Elliott Avent  
 Baseball Contact: Bruce Winkworth  
 Phone: (919) 515-1182  
 E-mail: bruce\_winkworth@ncsu.edu  
 Website: www.gopack.com

## VIRGINIA COMMONWEALTH RAMS (34-24)

Home Field: Petersburg Sports Complex (2,000)  
 Coach: Paul Keyes  
 Baseball Contact: Niki DeSantis  
 Phone: (804) 828-8818  
 E-mail: nedesantis@vcu.edu  
 Website: www.vcurams.vcu.edu

## RICHMOND SPIDERS (33-24)

Home Field: Pitt Field (600)  
 Coach: Ron Atkins  
 Baseball Contact: Scott Meyer  
 Phone: (804) 287-6313  
 E-mail: smeyer@richmond.edu  
 Website: www.richmondspiders.com

## MIAMI HURRICANES (50-13)

Home Field: Mark Light Field (5,000)  
 Coach: Jim Morris  
 Baseball Contact: TBD  
 Phone: (305) 284-3244  
 E-mail: TBD  
 Website: www.hurricanesports.collegesports.com

## MARSHALL THUNDERING HERD (27-27)

Home Field: University Heights (1,000)  
 Coach: Dave Piepenbrink  
 Baseball Contact: Bob Pristash  
 Phone: (304) 696-4662  
 E-mail: pristash1@marshall.edu  
 Website: www.HerdZone.com

## VMI KEYDETS (23-32)

Home Field: Patchin Field (1,000)  
 Coach: Marlin Ikenberry  
 Baseball Contact: Wade Branner  
 Phone: (540) 464-7515  
 E-mail: brannerwh@vmi.edu  
 Website: www.vmikeydets.com

## DUKE BLUE DEVILS (25-31)

Home Field: Jack Coombs Field (2,000)  
 Coach: Bill Hillier  
 Baseball Contact: Will Shapiro  
 Phone: (919) 684-2668  
 E-mail: wshapiro@duaa.duke.edu  
 Website: www.goduke.com

## GEORGIA TECH YELLOW JACKETS (44-21)

Home Field: Russ Chandler Stadium (4,157)  
 Coach: Danny Hall  
 Baseball Contact: Chris Capo  
 Phone: (404) 894-5445  
 E-mail: ccapo@at.gtaa.gatech.edu  
 Website: www.ramblinwreck.com


## WILLIAM & MARY TRIBE (37-20)

Home Field: Plumeri Park (1,000)  
 Coach: Jim Farr  
 Baseball Contact: Chris Poore  
 Phone: (757) 221-3370  
 E-mail: cppoor@wm.edu  
 Website: www.tribeathletics.com

## WAKE FOREST DEMON DEACONS (17-33)

Home Field: Hooks Stadium (2,500)  
 Coach: Rick Rembielak  
 Baseball Contact: Michael Bertsch  
 Phone: (336) 758-5640  
 E-mail: bertscmr@wfu.edu  
 Website: www.wakeforestsports.com





# FACILITIES AND TEAM SUPPORT





## ATHLETIC SUCCESS

*Virginia Tech has a long and proud tradition in athletics, but the Hokies have really seen their success and visibility grow immensely over the past decade. For the ever-growing legion of Tech fans, the most exciting part is that the future looks even brighter.*

*On July 1, 2004, Virginia Tech officially became a member of the prestigious Atlantic Coast Conference — a move that is bound to help the Hokie athletics program grow even stronger.*

*Tech competes at the Division I level of the NCAA, and with a total of 21 varsity sports, 11 for men and 10 for women, Virginia Tech provides generous opportunities for athletes (and fans) to get in the Hokie huddle. The success — and bright outlook — of the Hokies' baseball program is only part of the story.*

*Tech's nationally known football team has enjoyed unprecedented success. The Hokies have played in 12 consecutive bowl games. The Tech football team won the Atlantic Coast Conference Championship last fall in its first season of ACC competition and played in its fourth BCS Bowl in 10 seasons.*

*The women's basketball team has averaged 22 wins over the past seven seasons and has made seven consecutive postseason appearances, including advancing to the second round of the NAAs last year. In 2001, the Hokie golf team won a nation's-best six tournaments, including the BIG EAST Golf Championship, and went on to record an eighth-place finish at the 2001 NCAA Golf Championship. It was the first of three consecutive NCAA appearances for the team.*

*Tech's baseball team, men's tennis team and men's and women's soccer teams have all participated in NCAA postseason competition in recent years, while the Hokies have had individuals participate in NCAA Championships in the sports of wrestling, swimming, tennis, golf, cross country and track & field.*

*Before joining the ACC, Virginia Tech was a charter member of the BIG EAST Football Conference since 1991, and a member of the BIG EAST in all other sports except wrestling since 2001.*





# ENGLISH FIELD

Scenic English Field provides Virginia Tech with a first-class campus setting for college baseball, day and night. The field, which was officially dedicated during a special ceremony on April 8, 1989, is named for the late E.R. 'Red' English and his wife, Ruth, who provided financial support for construction of the field.

Located at the intersection of Rt. 314 and Duckpond Drive, English Field features 1,033 permanent chair-back seats in its concrete stands. The seats were made possible through a contribution by an anonymous donor. The stands also include easy-access handicapped sections, which are located at the top of the stands on each side of the center section.

One of the most popular features of English Field is "The Hill", a grass-covered bank along the left field line where baseball fans can continue the Tech tradition of sunbathing

while watching the Hokies.

The latest addition to the field is a new scoreboard and message center, which will be installed before the 2005 home opener. Additional landscaping along with a concrete patio has been added behind the stands.

Prior to the 2004 season, a new lighting system was installed. The Hokies played their first baseball game under the lights in Blacksburg on April 28, defeating VMI, 8-0.

A permanent press box was completed in January 1997. The two-story building located at the top of the stands behind home plate provides a convenient working area for media, as well as two broadcast booths. It also houses a concession stand and restrooms.

The field, which was constructed by the S. Lewis Lionberger Company, has dimensions of 330 feet down the lines, 375 feet in the power alleys and 400 feet to center

field. The natural grass surface is composed of a mixture of rye and bluegrass. The field has a built-in slope for drainage and features a modern computerized irrigation system.

Other features include spacious dugouts faced with Hokie Stone, bullpens that are located beside each dugout, a practice hitting facility along the right field line and steel fencing covered with green plastic to prevent injury. Security fencing was added in January 2003. The landscaping also allows for further expansion of the facilities as needed.

E.R. English, a native of Altavista, Va., played as an offensive and defensive guard on Virginia Tech football teams from 1930-34 and graduated from Virginia Tech in 1934. English contributed to Tech athletics for over 50 years and was one of the founders of The Student Aid Association in 1949. He served as president of that organization

two of its first three years. English received the most outstanding alumni award at Tech in 1984.

Through a generous gift from alumnus George Sampson, the home team dugout was named for long-time Tech baseball coach G.F. 'Red' Laird during a ceremony on April 12, 1991. Laird recruited and coached Sampson at Tech.

The Hokies opened play at their new home with a 7-2 victory against George Mason University on March 22, 1989, and went on to post a 17-7 home record during their first season in the facility. Tech compiled an 18-10 home record last season, bringing its 16-year mark at English Field to 274 wins, 113 losses and three ties.

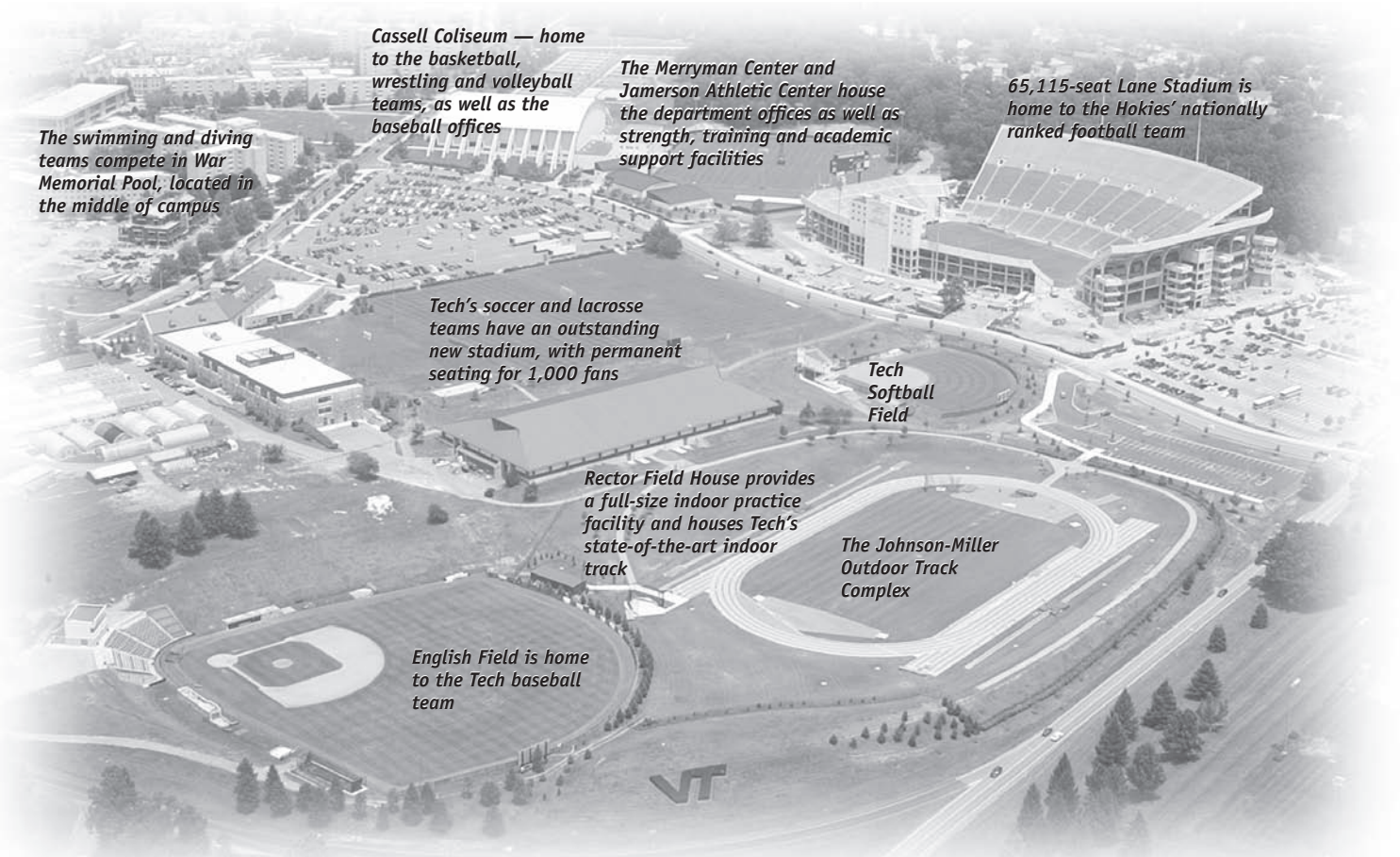
Prior to the opening of English Field, Tech played its home baseball games at Tech Park, where it compiled a 431-122-1 record over 34 seasons.



*"The Hill" is a favorite gathering place at English Field.*



# ATHLETIC FACILITIES



The swimming and diving teams compete in War Memorial Pool, located in the middle of campus

Cassell Coliseum — home to the basketball, wrestling and volleyball teams, as well as the baseball offices

The Merryman Center and Jamerson Athletic Center house the department offices as well as strength, training and academic support facilities

65,115-seat Lane Stadium is home to the Hokies' nationally ranked football team

Tech's soccer and lacrosse teams have an outstanding new stadium, with permanent seating for 1,000 fans

Tech Softball Field

Rector Field House provides a full-size indoor practice facility and houses Tech's state-of-the-art indoor track

The Johnson-Miller Outdoor Track Complex

English Field is home to the Tech baseball team



The Merryman Center



The Merryman Center Weight Room



Cassell Coliseum



Celebration at Tech Soccer Field





Tech Softball Field



War Memorial Pool


An artist's drawing of the west side expansion at Lane Stadium/Worsham Field



The River Course of Virginia Tech



Rector Field House



The Rector Pavilion at Burrows-Burleson Tennis Center

# ACADEMIC SUPPORT SERVICES

The success of Virginia Tech's athletic program rests largely on the academic progress of each student-athlete. The academic performance of Tech student-athletes has improved each year due in part to the Student Athlete Academic Support Services (SAASS). The ultimate goal is for all student-athletes to successfully complete their degree.

The Virginia Tech graduation rate for student-athletes has risen significantly in recent years and reached 70 percent in 2003 as compared to the national average of 62 percent. The 70 percent student-athlete graduation rate marks the second straight year and five in the last 10 years that Tech has reached that level.

Over the last decade, 85 percent of the student athletes who have used their eligibility have gone on to graduate.

In addition to posting impressive graduation figures, Virginia Tech's student-athletes continue to excel in

the classroom. Last spring, the Athletic Director's Honors Breakfast paid tribute to a record 482 student-athletes, student trainers, student managers, cheerleaders and HighTechs who posted 3.0 or greater GPA's in the 2003 calendar year.

During the honors breakfast, baseball player Tom Blaszk was named the male winner of the prestigious Skelton Award, which recognizes academic excellence among Tech athletes. The Tech second baseman also earned first-team honors on the 2004 College Sports Information Directors' Academic All-America squad.

Student-athletes are the most visible student component of a university. They entertain thousands of fans, students and alumni. Their athletic ability and achievement is the primary focus for national media attention. Athletic events bring back not only faithful alumni, but are a welcome mat for potential new students.

Student-athletes devote

many hours to practice, conditioning and training that are not required of all students. Due to their time commitment and their high visibility, it is an obligation and in the best interest of the university to supply these students with services which will allow them to maximize their academic potential.

The Virginia Tech Student Athlete Academic Support Services office commits to providing fundamental and supplemental programming, consistent with University and NCAA policy, aimed at enhancing each student athlete's educational experience leading to graduation.

The expectations of the Virginia Tech community are that each student-athlete achieves their maximum academic and athletic potential. With the proper assistance, facilities and encouragement, these potentials can become a reality.

Student Athlete Academic Support Services provides

programming for student-athletes from their freshman year through graduation. This includes a comprehensive orientation to Tech, study hall, mentoring, tutoring, academic monitoring, academic recognition and eligibility education. Additionally, student-athletes are referred to and encouraged to take advantage of other campus agencies charged with helping students in their academic pursuits.

Academic facilities for student-athletes include the Monogram Room, a large room used as a study hall area, adjacent to the SAASS office in Cassell Coliseum. The HEAT (Hokies Engaging in Advanced Technology) Lab and its satellite sites house over 40 computers on the second floor and third floors of Cassell Coliseum. Laptop computers are also available for Tech athletes to use when traveling to away contests. The athletic department also provides areas for private, quiet study for the



*Lois Berg, shown working with senior Chris Stanton, oversees the academic progress of the Virginia Tech baseball team.*



athletes' convenience.

Together, these spaces provide the student-athlete with a variety of study environments conducive to their success. Athletes can use these facilities between classes, after practice or in the evenings, with flexible hours tailored to make the most of a student-athlete's limited time.

The Student Athlete Academic Support Services offices and computer labs will move into an outstanding new 18,000 square-foot facility when the current expansion of Lane Stadium is completed in the fall of 2005.

Chris Helms, in his sixth year at Tech, is the director and is responsible for the development and leadership of the Student Athlete Academic Support Services office. Helms oversees an office comprised of associate directors Lois Berg and Colin Howlett, assistant directors Katie Ammons, Renia Edwards and Drew Scales, and secretary Terrie Repass.



*Tech second baseman Tom Blaszak was an Academic All-American and won the prestigious Skelton Award for academic excellence in athletics, named for Dr. Bill and Peggy Skelton (pictured).*

Berg, who is in her 16th year at Tech, oversees the academic progress of the baseball team. Among her primary duties is developing the freshman orientation program,

which ensures the student-athlete a smooth transition from high school to the university. Berg has a B.S. in sociology-psychology from Shepherd University in West Virginia and a

M.S. in sociology from Marshall University. She needs only to complete her dissertation to receive a Ph.D. in higher education administration from Virginia Tech.

## COMPUTER SERVICES DEPARTMENT

Another example of Virginia Tech's commitment to providing its student-athletes with the best academic resources possible is the presence of the Computer Services department, under the direction of Brad Tilley.

Because all Tech students are required to own computers, the Virginia Tech athletics department helps its scholarship athletes fulfill that requirement by providing them with computers.

In addition to ordering computers for the athletes, the office also addresses computer service needs for the student-athletes and the entire Virginia Tech athletics staff.

Brandon Mason is an assistant for computer and network support.

## SAASS MISSION AND PROGRAMS

The Virginia Tech Student Athlete Academic Support Services office is committed to providing fundamental and supplemental programming, consistent with University and NCAA policy, aimed at enhancing each student-athlete's educational experience. Following is a summary of the programs SAASS offers:

### ATHLETIC TRANSITIONS

*All Freshman Student-Athletes*

A required course designed to ease the transition from high school to college.

### ORIENTATION

*All Freshman and Transfer Student-Athletes*

Team and individual orientation sessions are scheduled.

### TUTORING

*All Student-Athletes*

Individual and group tutoring appointments are available on-site.

### ADVISING-COUNSELING

*All Student-Athletes*

SAASS works closely with each student's academic advisor within the college of their major.

### ACADEMIC PROGRESS

*All Freshman and Transfer Student-Athletes*

Academic progress reports are sent from the student-athlete's professors to his or her athletic academic advisors twice each semester.

### HEAT LAB

*All Student-Athletes*

The HEAT (Hokies Engaging in Advanced Technology) Lab is a computer integrated learning environment conveniently located in Cassell Coliseum.

### ACADEMIC RECOGNITION

*Qualified Student-Athletes*

Student athletes with a GPA of 3.0 and above are recognized at the end of each semester as member's of the Athletic Directors Honor Roll.

### STUDY HALL

*All Freshman Student-Athletes and Upperclassmen with a GPA Below the Team Requirement*

Study Hall is mandatory for all freshman, transfer, and currently enrolled students with an overall GPA below 2.30.

### ACADEMIC AND ATHLETIC ELIGIBILITY

*All Student-Athletes*

Academic records are monitored to ensure that all student-athletes are making progress towards their degree.

# ATHLETICS OFFICE OF STUDENT LIFE

The Virginia Tech Athletics Office of Student Life, under the direction of Megan Armbruster, is committed to developing the total student-athlete and enhancing the quality of the student-athlete experience through the programs the office administers.

Last year, each athletic team was encouraged to complete two or more personal development workshops on a variety of topics. Subjects included How to Live Off-Campus, Media Relations, Alcohol 101 and Student-Athlete Scrutiny and Community Conduct. Also, a Women's Sports Summit, attended by seven women's athletics teams, focused on issues such as healthy relationships and healthy body image.

In addition to workshops held by each team, Virginia Tech student-athletes participate in community outreach, with over 50 community service events just last year, allowing for over 500 volunteer opportunities. A new outreach program developed by the Athletics Office of Student Life is the team community partners program, where each athletic team selects one local charity on which to focus their philanthropic efforts throughout the year.



**Megan Armbruster**  
Director

Baseball players joined forces to help the American Red Cross with several activities. The team also participated in autograph nights at local elementary schools. Last year, members of the baseball team also participated in the White Ribbon Campaign, the World's largest effort of men working to end men's violence against women.

"The goal of our office is to provide students with the total college experience," Armbruster says. "When athletes graduate, I want them to look back and believe they had full access to a variety of opportunities while at Virginia Tech."



*Tech baseball players are active in the community, including visits to daycare centers and schools.*

## STUDENT ATHLETE ADVISORY COMMITTEE

The Virginia Tech Student Athlete Advisory Committee (VT-SAAC) promotes effective communication between athletic administration and student-athletes. SAAC is comprised of two representatives from each sport team who meet twice a month to discuss issues and concerns regarding their sports and the department of athletics. This year, the SAAC representatives from the baseball team are senior third baseman Chris Stanton and sophomore first baseman Sean O'Brien.

The SAAC encourages its teammates to get involved both on campus and in the community. The SAAC representatives help to design and provide programs that encourage academic success, health promotion, social responsibility and general awareness.

Upon entering the Atlantic Coast Conference, one member of the VT-SAAC will be chosen to represent Virginia Tech at the ACC-SAAC.

## CAREER DEVELOPMENT

In close collaboration with the Virginia Tech Career Services Center, programs and workshops are designed specifically for student-athletes. Resume design, career fair etiquette, mock interviews, interview attire and mini-career fairs are just a few examples of workshops hosted by the Athletics Office of Student Life. Student-athletes are encouraged to participate in on-campus interviewing and eRecruiting, along with securing internships and coops during their college careers. Last year, nearly 100 student-athletes attended the Student-Athlete Career Expo and 65 on-campus interviews were conducted as a result of the expo.



*Jake Chaney (r) and other members of the Tech baseball team helped the American Red Cross at a recent blood drive.*



# ATHLETIC PERFORMANCE

There's much more to athletic performance than weight training. Always striving to be on the cutting edge, Virginia Tech has combined strength and conditioning with nutrition and sport psychology to the benefit of its student-athletes. At Tech, these areas are part of the student-athlete's preparation for game day and for life.

## STRENGTH & CONDITIONING

Thanks to the direction of Assistant Athletics Director for Athletic Performance Mike Gentry, the Virginia Tech strength and conditioning program is among the best in the nation.

The baseball team trains in the Jim "Bulldog" Haren Weight Room. Located in Jamerson Athletic Center, the 5,000-square foot weight room was officially dedicated in September 1985 in honor of Haren, a former Hokie football player and long-time supporter of the Virginia Tech Athletics Department. Altogether, Tech has more than 22,000-square feet of strength and conditioning training space.

Gentry, who received his doctorate in curriculum and instruction from Virginia Tech

in 1999, is in his 17th year as the director of strength and conditioning. His duties include overseeing the strength and conditioning training of athletes in all varsity sports at Virginia Tech.

Assisting Gentry in the weight room this year are full-time assistant strength and conditioning coaches: Jay Johnson, director of strength and conditioning; Terry Mitchell, assistant director of strength and conditioning; and Jamie Meyer, coordinator of strength and conditioning for Olympic sports. Gentry also has the services of three graduate assistants, Shyrone Stith, Steve Canter and Mike Jackson.

Mitchell works with the Tech baseball team. A 1994 graduate of Lee (Tenn.) College, Mitchell is currently pursuing a master's at Tech. He has experience in the Texas Rangers farm system.

## NUTRITION

Eating healthy and choosing nutritious diets are important aspects of a Virginia Tech student-athlete's life, and that's why in July 2002, the athletics department implemented the sports nutrition program. Amy Freel serves as the director.

Freel works individually with student-athletes to provide them with information they need on their diet. She also provides individual players with diet counseling on issues such as gaining lean muscle mass, losing body fat, and eating choices to improve performance.

She also designs individual meal plans for athletes. Freel gives an on-campus dining education seminar. She also provides over 300 athletic department recipe books and supplement bars for every athletic team.

"It is extremely beneficial for our student-athletes to have nutrition education and counseling available to them in order for them to remain successful in their sports and outside of athletics," Freel says. "The individualized nutrition education allows me and the athletes to get very specific on their nutritional, personal and sport-specific goals."

Also in July 2002, the Virginia Tech Athletics Department purchased the BOD POD body composition system. Tech is one of a handful of college athletic departments using this type of technology. The BOD POD is found in many professional training facilities, such as Major League Baseball and the NFL.

It accurately measures body composition (percent of body fat, lean muscle mass and fat mass) through air displacement within five minutes. Research has shown that an increase in lean muscle mass will increase athletic performance. The Sports Nutrition Program has helped countless Tech athletes maximize their athletic performance.

## SPORT PSYCHOLOGY

Virginia Tech also offers another important service to all its student athletes — sport psychology. Dr. Gary Bennett coordinates the sport psychology department, which offers psychological and performance enhancement services for student-athletes. Bennett also works closely with the Cook Counseling Center.

Bennett meets with student athletes on an individual basis for personal counseling and to discuss the mental aspects of the game. He also works on team building, communication and performance enhancement.

"We try to address all the various factors that affect student-athletes' performance on and off the field," Bennett says. "We believe we can help athletes perform better by addressing those concerns."

The sport psychology department also offers an injury group to afford injured athletes the opportunity to meet with other injured athletes and talk about their recovery process. Injured athletes may also meet individually with the sport psychologists if they do not feel comfortable in the group or cannot make the sessions. On average, the psychologists conduct 20 individual sessions per week and also meet weekly with teams as the need arises.

A new addition to the sport psychology resources is the Dynavision 2000, a unique conditioning and training program designed to increase focus and concentration, improve coordination and visuomotor reactions, and increase peripheral awareness. Virginia Tech is privileged to be one of only a handful of schools with this cutting-edge technology.



Terry Mitchell (r) is in charge of Tech's strength and conditioning program for baseball.

# SPORTS MEDICINE

The Virginia Tech Sports Medicine Department is an ever-changing and developing unit that strives to provide the most current and comprehensive care to all student-athletes.

The department, under the leadership of Gunnar Brolinson, D.O., Delmas Bolin, M.D., and Mike Goforth, director of athletic training, is constantly evolving to incorporate new ideas and state-of-the-art resources for the betterment of student-athletes.

A professional staff — including primary care physicians who are Board certified in family medicine and sports medicine, orthopaedic surgeons, certified athletic trainers, physical therapists, chiropractors, massage therapists, sports psychologists, nutritionists and orthotists — is available to manage the health care of all athletes.

As part of the evolution, Tech recently completed its second full year in the new 4,300-square-foot Eddie Ferrell Memorial Training Room. This area consolidated the training rooms that existed in the Merryman Center and Cassell Coliseum. The facility gives the training staff a centralized area to care for the needs of all



*Athletic trainer Jimmy Lawrence (l) works directly with the baseball team.*

Virginia Tech student-athletes. With its completion, Virginia Tech now has more than 10,000 square feet dedicated to sports medicine, placing Tech in the top five percent nationally.

The new room allows the staff to utilize the former Merryman Center facility for physical therapy, chiropractic care and massage therapy. The treatment room has numerous treatment modalities, including

portable X-ray, electric stimulation, ultrasound, hot and cold packs and a lumbar/cervical traction unit. There are also offices for the staff, dozens of training tables, two cold tubs, whirlpools, an underwater treadmill, a Biodex System 3 and various other pieces of rehabilitation equipment.

After the sports medicine staff diagnoses and treats an ill or injured athlete, the staff then

starts collaborative work with the strength and conditioning staff to give the best injury prevention and performance enhancing programs possible. The training, medical, and strength and conditioning staffs each have a role in bringing the athlete back quickly and ready to play. After an injury, an athlete will go through rehabilitation and physical therapy. Athletes are then moved to weight training, as they become able. The strength and conditioning staff uses specific programs for each injury in an effort to get the athlete back quickly. Prior to return to full participation, the athlete will also complete a series of drill and progressions that are specific to the athlete's position that will help insure that the athlete is ready to return with a greatly reduced risk of re-injury.

The sports medicine staff also takes great pride in treating the athlete year-round. Special attention is paid to off-season activity.

A vital part of student-athletes services is the access to the Schiffert Student Health Center in McComas Hall. A health center and counseling services are available on one side of McComas Hall, while recreation sports and fitness programs are available on the other. The center also has a fully operational diagnostic laboratory, X-ray facilities and eight full-time physicians.


Tech also maintains a special relationship with Montgomery Regional Hospital. Montgomery Regional Hospital is the choice for state-of-the-art equipment to perform surgeries, diagnostic imaging and processing of laboratory requests.

Athletic trainer Jimmy Lawrence works directly with the baseball team, attending practices and traveling with the team.



*The Eddie Ferrell Memorial Training Room is the centerpiece of Tech's sports medicine facilities.*





# HISTORY AND RECORD BOOK



## NCAA BASEBALL TOURNAMENT APPEARANCES

5-16 overall record

### 1954

aW 11-10 Clemson  
hW 7-1 Clemson  
aL 0-3 Rollins  
aL 3-9 Rollins

### 1969 AT GASTONIA, N.C.

nL 6-7 Mississippi (10 inn.)  
nW 6-3 Furman  
nL 1-5 North Carolina

### 1976 AT COLUMBIA, S.C.

aL 6-7 South Carolina (10 inn.)  
nL 4-5 Furman

### 1977 AT MINNEAPOLIS, MINN.

nL 1-2 Central Michigan  
nL 4-9 Florida

### 1994 AT CLEMSON, S.C.

nL 0-7 Auburn  
nL 3-4 The Citadel

### 1997 AT TUSCALOOSA, ALA.

nW 3-2 Southern California  
nL 6-12 N.C. State  
nL 2-6 Southern California

### 1999 AT WINSTON-SALEM, N.C.

nL 3-5 Richmond  
nW 11-5 Siena  
nL 8-11 Richmond

### 2000 AT FULLERTON, CALIF.

nL 3-8 Southern California  
aL 6-8 Cal State Fullerton

## FIRST-ROUND DRAFT PICKS

### WINTER DRAFT

1967: c Johnny Oates, Baltimore Orioles, 10<sup>th</sup> player picked

### SPRING DRAFT

1982: 1b Franklin Stubbs, Los Angeles Dodgers, 19<sup>th</sup> player picked  
1987: p Brad DuVall, Baltimore Orioles, 15<sup>th</sup> player picked  
1988: p Brad DuVall, St. Louis Cardinals, 23<sup>rd</sup> player picked  
1997: p Denny Wagner, Oakland Athletics, 42<sup>nd</sup> player picked (supplemental)  
2002: p Joe Saunders, Anaheim Angels, 12<sup>th</sup> player picked

## VIRGINIA TECH SPORTS HALL OF FAME

The Virginia Tech Sports Hall of Fame was organized in 1982 to honor persons who have made outstanding contributions to athletics at the university. Since its inception, a total of 121 people have been enshrined, including current Tech baseball coach Chuck Hartman who was inducted in November 2002. Other Hall of Fame members associated with the Tech baseball program are: G.F. 'Red' Laird, C.P. 'Sally' Miles, Paul Dear, Johnny Oates, Mike Williams, Franklin Stubbs, Leo Burke, Jim Stewart, Berkeley 'Berky' Cundiff, George Canale, H.M. 'Mac' McEver, Wilson Bell, Harry Bushkar, Howie Wright, William 'Monk' Younger, Lee Melear, Hunter Carpenter, Mel Henry, Herb Thomas, James Franklin Powell, Al Casey, Sterling Wingo, H.V. Hooper, Dell Curry, Ed Motley and Wendy Weisend.



## FIRST BASEBALL JERSEY RETIRED

Virginia Tech retired the jersey of former Tech baseball great Johnny Oates on May 4, 2002 during a special ceremony prior to a double-header against Connecticut at English Field.

Oates was presented with a framed jersey in recognition of the honor and a special display with his name and number has been placed on the front of the press box. Oates' jersey is the first baseball jersey to be retired by Virginia Tech. His number 15 remains available to future Tech players.

Oates came to Blacksburg in 1965 and was an outstanding catcher for the Virginia Tech baseball team. He hit .410 in 1966 and .342 in 1967 before signing with the Baltimore Orioles after his junior season. Oates spent 11 seasons in the major leagues as a player, seeing action in two World Series with the Los Angeles Dodgers and one with the New York Yankees. After retiring as a player in 1981, Oates tried his hand at coaching, and went on to become the major league manager of the Baltimore Orioles and the Texas Rangers.

Oates was inducted into the Virginia Tech Sports Hall of Fame in 1983. He died Dec. 24, 2004.



# 111 SEASONS OF TECH BASEBALL

They've been playing the game of baseball in these mountains for a long time. It's been played on the Drill Field and in a bandbox called Tech Park. Players with names like "Boots" and "Hooks" cleared the pebbles on the infield dirt for guys named Jim Stewart and Franklin Stubbs. They played as members of the Corps of Cadets and as members of the Pamplin School of Business. R.B. Prince coached the Orange and Maroon when V.P.I. won the South Atlantic championship. Coach Red Laird swapped fishing stories and made a young man named Johnny Oates lose weight. And a fiesty skipper named Chuck Hartman came to Blacksburg in 1979 and still calls it home — 918 wins later. From "Jockey" Kircher, to fly balls off the left fielder's head, to windy Blacksburg springs, these mountains have stories to tell — over 100 years of stories.

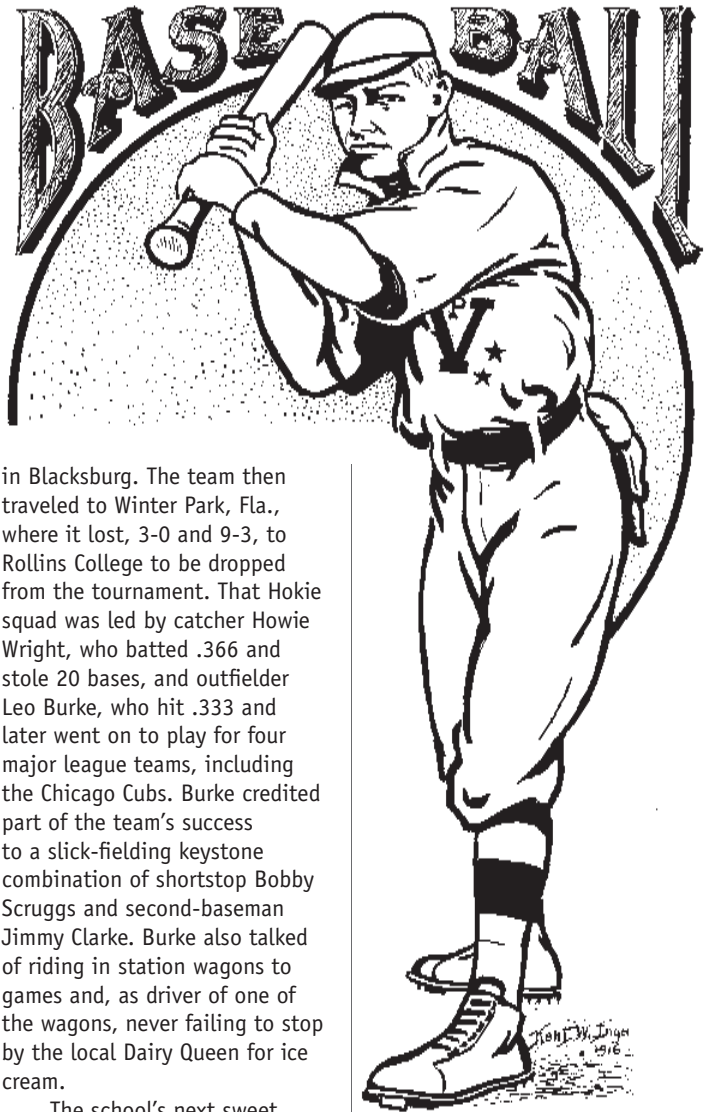
Virginia Tech had a baseball nine before it even had the name Virginia Polytechnic Institute. In the spring of 1892, cadets playing for the Virginia Agricultural and Mechanical College bumped over a Brush Mountain trail to play an outfit called the Newports. The cadets representing V.A.M.C. defeated the Newports, 18-8. By 1894, class baseball teams and rivalries within the Corps were established. These Corps teams

supplied players to the varsity squad.

Up to the early 1960s, most members of Virginia Tech's student body were in the Corps of Cadets. But, with or without life in the barracks, Virginia Tech baseball has had its share of success.

The 1915 club won the South Atlantic championship by posting a 21-0 record, the only undefeated season ever in the sport. The team captain, Skinny Bruce, hit a team-leading .474 and fielded 1.000 at his left field post, which earned him a trip to Washington to play with the Senators. In the Washington and Lee game that year, Tech was down 8-3 going into the ninth, but scored five runs to tie, including three on a home run by shortstop Jimmy Powell. The Hokies won in the 10th. A pitcher named Ernest King Bibb hurled a one-hit, 3-0 shutout of Hampden-Sydney to open the season and closed it with a two-hit, 1-0 blanking of Roanoke College to keep Tech's record perfect. "Boots" Williams knocked in the only run.

The first Tech team to reach the NCAA baseball playoffs was Coach Red Laird's 1954 club. Virginia Tech went 12-6 during the regular season and eliminated Clemson in the first round of the NCAA tournament by winning, 11-10, at Clemson and knocking off the Tigers, 7-1,



in Blacksburg. The team then traveled to Winter Park, Fla., where it lost, 3-0 and 9-3, to Rollins College to be dropped from the tournament. That Hokie squad was led by catcher Howie Wright, who batted .366 and stole 20 bases, and outfielder Leo Burke, who hit .333 and later went on to play for four major league teams, including the Chicago Cubs. Burke credited part of the team's success to a slick-fielding keystone combination of shortstop Bobby Scruggs and second-baseman Jimmy Clarke. Burke also talked of riding in station wagons to games and, as driver of one of the wagons, never failing to stop by the local Dairy Queen for ice cream.

The school's next sweet season came in 1969 when the Laird-coached Tech squad went 26-5 and was invited to the NCAA playoffs in Gastonia, N.C. There, the Hokies beat Furman before losing to Mississippi and North Carolina to finish with a 27-7 ledger. Senior pitcher Steve Pittman went 6-0 and Dean Hahn posted a 5-0 record and hit .367 while playing first base. Junior Eddy Oates went 7-2 on the mound and also hit .313. Outfielder Steve Rosson also swung a big stick for Tech, hitting .343.


The diamond Hokies' next trip to the NCAA tournament was in 1976 under Coach Bob Humphreys. Tech went 33-7 during the regular season and six regulars, led by outfielder Sandy

Hill at .351, batted over .300. Paul Adams supplied power with 10 homers and 55 RBIs. Wayne Shelton, the cornerstone of Humphreys' NCAA teams, swung a .321 stick. The Hokies lost two one-run games in the Atlantic Regionals, a 10-inning 7-6 loss to South Carolina and a 5-4 nail-biter to Furman.

Humphreys also coached Tech to one of the most remarkable runs in the history of college baseball. Building on the foundation of pitching and excellent defense, the 1977 Tech team reeled off a 31-game winning streak after beginning the year with a 3-7 start. Pitchers Mike Rhodes, Jim Puglisi and Duke Dickerson carried the



The 1892 baseball team was the first varsity sport team at Virginia Tech.



**Bob Humphreys guided the Hokies to a 135-60 record from 1974 through 1978.**

pitching load. Rick Wade, a team leader on and off the field, hit .312 for the Hokies and Dennis Duff hit .336. The '77 Hokies participated in the NCAA Mideast Regionals.

Humphreys stressed pitching and defense during his five-year stint as the Hokies' head coach and produced a .692 winning percentage. His teams stood in contrast to the power-hitting lineups that Coach Chuck Hartman coached in the early 1980s. Led by sluggers Franklin Stubbs, Billy Plante, George Canale and Trey McCoy, the Hammerin' Hokies took full advantage of the cozy confines of Tech Park during the decade of the 1980s. Stubbs hit 29 dingers for Tech in 1981 to lead the nation and tie the NCAA record at that time for home runs in a season. Loyal Hokie fans remember Stubbs as a mobile power hitter who just missed becoming the first 30-30 player in Division I history. The first baseman stole 34 bases in addition to his 29 homers, to lead the team to a 48-9 mark.

The next season, third baseman Jim Stewart, who hit

18 home runs and drove in 68 runs, joined Stubbs as an All-American. That 1982 Hokie nine became the first Tech team to win 50 games in a season and had seven of its members — Stubbs, Stewart, Brian Rupe, Jay Phillips, Ray Perkins, Jimmy Foit and Mark Krynitsky, sign pro contracts. Coach Hartman's teams rolled up 398 wins in the 1980s, won 71 percent of their games and three times finished the season ranked in the Top 20. During the 1987 season, Hartman became Tech's winningest coach.

In 1989, Hartman and the Hokies moved to spacious English Field, a classy new baseball-only facility at the southwest corner of campus. The deeper fences of the new field would cause a decline in Tech's power numbers but not in the program's success.

The 1994 team was bumping along through a rebuilding year. Hartman's young team was 28-23 after concluding the regular season. Then, faster than you could say Brian Fitzgerald, the Hokies were champions and headed to the NCAA Tournament.

Tech used outstanding pitching and solid defense to capture its first-ever Metro Conference Tournament title.


The Hokies were seeded sixth in the '94 Metro Tournament on the basis of their 8-9 record in conference play. The Tech nine met No. 3 seed South Florida in the first round. Fitzgerald, the team's sophomore ace, pitched a two-hit, complete-game shutout as Tech won 2-0. Next came No. 2 seed Southern Mississippi. Third baseman Bo Durkac doubled, tripled and drove in two runs to lead the offensive attack, and Ron Preston pitched into the ninth inning as the Hokies won 6-4. Senior Rob Gibson continued Tech's mound heroics with a stellar performance against UNC Charlotte, the tournament's No. 1 seed. Gibson allowed just one hit in a 4-1 Tech win.

Tulane stalled Tech's drive to the title by knocking off the Hokies, 6-3, on the final day of the event in Louisville,

Ky. The Green Wave's win set up a championship game between the two teams. Tulane jumped out to a 3-0 lead in the second inning of the title game, but the Hokies fought back. By the end of the fifth inning Tech had taken the lead, and Fitzgerald and reliever Charlie Gillian made it stand up for a 5-3 victory. The championship earned Tech a spot in the NCAA East Region where it lost to Auburn and all-time NCAA strikeout leader John Powell, 7-0, and fell to The Citadel, 4-3.

Tech moved from the Metro to the Atlantic 10 Conference in 1996 and preceded to win conference titles and NCAA trips in three of its five seasons in the league. Catcher Barry Gauch led the Hokies to the A-10 tournament championship in 1997. Tech marched to the title with three straight wins, including two against defending champion UMass. The Hokies hit .364 as a team in the tourney

and scored 38 runs, including 25 during the first three innings of their



**During the summer of 1981, Tech first baseman Franklin Stubbs helped the U.S. Baseball Federation All-Star team win two gold medals in international competition.**




games. Tech never trailed during the three-day event. Gauch had three home runs and nine RBIs to win MVP honors.

The Hokies registered one of the biggest wins in school history at the NCAA South II Regional in '97 when they defeated 10th-ranked Southern Cal, 3-2. Senior Matt Reynolds hit two solo home runs and junior pitcher Denny Wagner went the distance to spark the victory. It was the Hokies' first-ever win over a Top 10 foe during NCAA Tournament competition. The following year, the Trojans returned to win the College World Series and earn the national championship.

Tech won two games on the last day of the 1999 A-10 Championships to earn another NCAA regional trip. Tournament MVP Larry Bowles contributed 10 hits, 14 RBIs, two home runs and a 12-strikeout, complete-game pitching victory during the conference event. The Hokies repeated as champions again in 2000 behind an MVP performance by outfielder Addison Bowman.

The following year, Virginia Tech made another conference move, becoming fulltime members of the BIG EAST. It didn't take Hartman and his Tech nine long to become comfortable in their new home. The Hokies



*First-round draft pick Joe Saunders posted 27 wins in his three seasons at Tech.*

advanced to the finals of the BIG EAST Championships during their first season in the league and shared the conference's regular-season title with Notre Dame in 2002.

Pitcher Joe Saunders, who posted three straight nine-win seasons during that stretch,

became Tech's highest pick in the summer Major League Baseball amateur draft following the 2002 season. The Anaheim Angels took the junior left-hander with the 12th pick of the first round.

Another junior, outfielder Brad Bauder, also made

headlines in 2002. Bauder had one of the greatest games in collegiate history when he went 8-for-8 against Georgetown, hitting for the cycle and contributing four home runs, seven runs scored, 14 RBIs and 23 total bases.

Up until the 1970s, the team was comprised mostly of members of the student body who had been recruited for other sports or tried out for the baseball team of their own volition. Many baseball players were multiple-sport athletes. In 1902, future College Football Hall of Fame inductee Hunter Carpenter played on the gridiron in the fall and the diamond in the spring. Al Casey in the 1930s starred in football, track and baseball. Harry Bushkar was recruited on a football scholarship in the early 1940s and played football, basketball and baseball before signing with the Yankees' organization. In the 1950s, Howie Wright was a standout catcher on Tech's 1954 NCAA baseball team and a star halfback on the Hokies' unbeaten and nationally-ranked 1954 football team.

During the 70s, Tech's baseball program was expanded and the head coach no longer doubled as the assistant football or basketball coach as men like

*Coach Chuck Hartman and the Hokies celebrate one of their three Atlantic 10 Tournament Championships.*



# HOKIE HARDBALL HISTORY

Mac McEver and Red Laird had done for many years. With one sport to concentrate on and an increased budget, coaches Humphreys and Hartman were free to spend more time on the recruiting trails. The move paid off. Since 1974 when Humphreys began his five-year coaching stint, Tech baseball has averaged 34 wins a year and has had just one losing season.

Tech's longest conference affiliation began in 1921 when the Hokies became a charter member of the Southern Conference. During the early years, the conference was composed of most of the teams that now make up the Southeastern Conference and the ACC. Tech remained in the league until June 1965, when it withdrew to become an independent. The Hokies played baseball as an independent until joining the Metro Conference after the 1978 season.

When Tech joined the Southern Conference, the baseball team was still playing its home games on an area that was part of what is now the Drill Field. The area was first called Sheib Field, and later Gibboney Field. After it was re-graded and enlarged in 1909, it was tabbed Miles Field. In 1926, Miles Stadium was constructed behind the War Memorial Gym and became the home for football, track and baseball. It wasn't until 1955 that the baseball team got a home of its very own. Tech Park, which eventually

became nestled between Cassell Coliseum and Lane Stadium, had both dugouts and home run fences. Coach Hartman believes the ball jumped out of Tech Park particularly well to right field and is an expert witness after coaching Stubbs, Plante, Canale and McCoy, all of whom hit more than 20 home runs in a single season.

One former Hokie who was still plying his craft in the pros when Stubbs first started banging down the walls in Blacksburg was former Baltimore and Texas manager, Johnny Oates. Oates came to Tech looking for an education and a win over VMI. He left with a pro contract and a win over an Alabama team that had Kenny Stabler as a member. In fact, Oates' pro career may not have come to fruition if not for stern words from Coach Laird. After coming to Tech, Oates' playing weight ballooned from his normal 185 to 215. Oates remembers Laird summoning him to his office and asking the youngster in a sarcastic tone if Oates wanted to let a chance at a pro career slip away. After a winter of wrestling and running, Oates returned to his normal playing weight.

Oates played much of his sophomore season in 1966 with an injured heel. Before a home game with UNC that year, Laird struck a gentlemen's agreement with Tar Heel coach Walter Rabb, an old fishing buddy, that would allow a pinch-runner for Oates



*Tech coaches G.F. "Red" Laird (l) and Chuck Hartman are both members of the American Baseball Coaches Association Hall of Fame.*

every time he reached base yet still allow the Tech standout to remain in the game as the catcher. During the first eight innings of the game, Oates walked three times and singled twice. His pinch-runner, Mike Knight, scored five times. In the bottom of the ninth inning, Oates hit a three-run homer to give the Hokies a 15-14 victory.

There are other stories of what it was like to play baseball at Virginia Tech. Outfielder Wilson Bell never forgot being hit in the head by a fly ball and

having his center fielder toss him a glove for 'noggin' use only. Chuck Hartman fondly remembers two streakers on a motorcycle zipping behind the outfield fence during a game at Tech Park.

There are plenty of baseball stories in these mountains, and with Virginia Tech starting Atlantic Coast Conference competition, there are plenty more still to be written.

*Special thanks to Ed Moore, who did the initial research and writing for this story in 1992.*

*Tech's early games were played on an area where the Drill Field is now located.*





**ERWIN RENFER, P**

Played at Tech in 1910 ... Appeared in one major league game for the Detroit Tigers in 1913.

**WALLY SHANER, OF/INF**

Was a member of the 1920 Tech team ... Went on to play on three different teams during four major league seasons before ending his career in 1929 ... Arrived in the majors in 1923 as a left fielder and third baseman with the Cleveland Indians ... Played two seasons with the Red Sox and one with the Reds ... Was a career .278 hitter in the majors.

**BUDDY DEAR, 2B**

Starred as a shortstop at Tech from 1925-27 ... Signed with the Washington Nationals and played in one major league game before an injury cut his career short in 1927.



Buddy Dear

**CLOY MATTOX, C**


A member of Tech teams from 1927 through 1929 ... Made it to the major leagues with the Philadelphia Athletics in '29, playing in three games.

**TOBY ATWELL, C**

Played on the 1943 Tech squad ... Did not show up in the majors until 1952 when he was 28-years old ... Spent five seasons in the big leagues, playing for three different teams ... Batted .290 for the Cubs in 1952 and carried a .289 batting average for the Pirates in 1954 ... Finished his career with the Milwaukee Braves in 1956.

**LEO BURKE, OF/UTILITY**

A three-sport letterman at Tech who turned to pro baseball following his graduation in 1956 ... Played for the Baltimore Orioles in 1958 ... Also played for



Leo Burke

the Los Angeles Angels, St. Louis Cardinals and Chicago Cubs ... Saw action at every position except pitcher during his major league career, which lasted through the 1965 season.

**JOHNNY OATES, C/MANAGER**

Signed with the Baltimore Orioles in 1967 after his junior season at Tech ... Spent 11 seasons as a major league player with Baltimore, Atlanta, Philadelphia, Los Angeles and the New York Yankees before retiring in 1981 ... Managed Yankee AA and AAA teams to playoff berths in 1982 and 1983, respectively ... Took a position as the Chicago Cubs' bullpen coach in 1984 ... Moved to the Baltimore organization in 1988 ... Was named the Orioles' major league manager during the 1991 season ... Selected the American League Manager of the Year by The Sporting News in 1993 ... His 237-199 record from 1991-94 was the third-best in the American League for that span ...

Signed a contract as manager of the Texas Rangers in October 1994 ... Earned American League Manager of the Year honors in 1996 after guiding the Rangers to the AL West championship.

**FRANKLIN STUBBS, 1B/OF**

Was a first-round draft pick of the Los Angeles Dodgers in 1982 after his junior season at Tech ... Got his first call to the majors in April of 1984 ... Shared first base duties for the World Champion

Dodgers in 1988 and started all five World Series games against Oakland that season ... Was traded to the Houston Astros prior to the 1990 season ... Set a Houston club record for home runs by a left-handed hitter with 23 ... Signed a three-year free agent contract with the Milwaukee Brewers in 1991 ... Joined the Atlanta



Franklin Stubbs

Braves' organization after retiring as a player ... Spent five seasons as a roving hitting instructor for the Braves ... Will be the hitting coach for Atlanta's Carolina League team in 2005.

**MIKE WILLIAMS, P**

Signed with the Philadelphia Phillies in 1990 after his junior year at Tech ... Was called to the majors during July of 1992 ... Pitched a three-hitter in his second major league start for a 9-3 victory against the Los Angeles Dodgers ... Split time between the majors and Triple-A in 1993 and '94 ... Appeared in 33 games for the Phillies in 1995, including eight starts ... Compiled a 3-3 record and 3.29 ERA ... Moved into the starting rotation in

1996 ... Signed as a free agent with Kansas City and saw action on the AAA and major league levels in '97 ... Pitched in 37 major league games as a reliever for the Pittsburgh Pirates in '98, compiling a 4-2 record and 1.97 ERA ... Led the Pirates in saves with 23 during the 1999 season ... Made 72 appearances in 2000 posting 24 saves and a 3.50 ERA ... Had 22 saves for Pittsburgh in 2001 before being traded to

the Houston Astros in August ... Finished with a 6-4 record, including a 4-0 mark with the Astros ... Re-signed with the Pirates ... Set a Pirates club record with 16 consecutive saves in 2001, then posted a club-record 46 saves in 2002 ... Pitched in the 2002 Major League All-Star game and was chosen for the game again in 2003 ... Posted 25 saves in 40 games for the Pirates in '03 before being traded to Philadelphia ... Had three saves for the Phillies as a setup man... Retired before the 2004 season.

**GEORGE CANALE, 1B**

Passed up his senior year at Tech after he was picked in the sixth round of the 1986 draft by the Milwaukee Brewers ... Made his first appearance in the majors

during September of 1989 ... Hit a home run in his second major league at bat ... Was called up again in 1990 ... Was traded to Montreal and then to Cleveland where he spent most of the 1992 and 1993 seasons at the AAA level.

**BRAD CLONTZ, P**

Was drafted in the 10th round and signed by the Atlanta Braves in 1992 ... Named the Southern League Pitcher of the Year in 1994 after saving 27 games at Greenville and posting a 1.20 ERA ... Saved 11 more regular season games at Richmond and won the Rolands Relief Man award as the top reliever in the minor leagues ... Worked as a closer, then a setup man during his major league rookie season in 1995 ... Finished with an 8-1 record, four saves and a 3.65 earned run average

... Led the National League in relief wins ... Was a setup man in '96 and led the National League in appearances with 81 ... Posted a 5-1 record, one save and a 3.75 ERA in 51 appearances during the 1997 season ... Signed with the Dodgers prior to the 1998 season ... Saw some major league action with LA in '98 and with the Pittsburgh Pirates in 2000.

**KEVIN BARKER, 1B**

A third-round draft pick of the Milwaukee Brewers following his junior season at Tech in 1996 ... Started 1999 at Triple-A and had 23 homers and 87 RBIs when he was called up to the majors in mid-August ... Played in 38 major league games for the Brewers, starting 29 ... Hit .282 with three doubles, three home runs and 23 RBIs ... Saw action in 40 games during the 2000 season, batting .220 with five doubles, two homers and nine RBIs ... Moved to the San Diego Padres organization and saw action in seven major league games in 2002.

**BRIAN FITZGERALD, P**


Was drafted in the 20th round and signed by the Seattle Mariners in 1996 ... Was called to the majors during the 2002 season ... Pitched as a reliever in six games, working 6.1 innings ... Did not have a decision ... Retired from baseball in 2003.




Mike Williams



Franklin Stubbs



Jim Stewart



George Canale

**FRANKLIN STUBBS, 1B**  
Hamlet, N.C.

As a sophomore in 1981, he became the first Tech baseball player to earn first-team All-America honors ... Was picked as the DH on the *All-America Baseball News* (now *Baseball America*) All-America squad and was a second-team choice at first base on the American Association of College Baseball Coaches' team ... Earned those honors by hitting .417, driving in 83 runs, stealing 34 bases and slugging 29 home runs ... Set nine school records and led the nation in home runs and slugging percentage (.969) ... The following season as a junior, he was named to *The Sporting News'* All-America team.

**JIM STEWART, 3B/P**  
Seabrook, Md.

Was named as the first-team third baseman on the 1982 American Association of College Baseball Coaches' All-America team following an outstanding senior season ... Led the team with a .404 batting average ... Contributed 88 hits (a school record at the time), 18 home runs and 68 RBIs ... Also aided the Tech cause as a short reliever, compiling a 4-1 record with four saves and a team-leading 2.31 earned run average.

**GEORGE CANALE, 1B**  
Roanoke, Va.

Led the nation in home runs with 29 as a junior (1986) on the way to earning first team All-America honors from *Baseball America* and *The Sporting News* ... Led the team in hitting with a .373 average ... Also contributed



Matt Griswold

71 runs batted in, 76 runs scored and a team-high 47 bases on balls ... Established school career marks for home runs (76), total bases (502) and runs batted in (227) ... Considered Tech's top defensive first baseman.


42 runs for the Hokies ... Led the team in home runs (14), triples (3), walks (38), runs scored (49) and slugging percentage (.665) ... Fielded .932 overall and .966 in Metro Conference games ... Carried a .459 batting average in league games with seven homers ... His combined offensive and defensive skills rank him as one of the top shortstops in school history.

**TREY MCCOY, LF**  
Virginia Beach, Va.

Earned third-team All-America honors from the American Association of Baseball Coaches as a sophomore in 1987 ... Hit .406 with 21 home runs, 66 RBIs and 48 bases on balls ... Led the team in 11 offensive categories ... Was named the University Division Player of the Year in the state of Virginia and led the Metro Conference in batting, home runs and RBIs.

**KEVIN BARKER, OF**  
Mendota, Va.

A second-team pick as an outfielder on the 1996 *Baseball America* All-America team ... Was voted the Atlantic 10 Conference Player of the Year after finishing his junior season with a .361 batting average, 20 home runs and 62 runs batted in ... Led the team with 73 hits, 52 walks and a .492 on-base percentage ... Set a school single-season mark for triples with nine and became the Hokies' all-time leader in that category with 17 ... Started all 59 games in center field, committing just one error ... Was only the fifth Tech player to hit 20 homers in a season.



Dee Dalton

**DEE DALTON, SS**  
Roanoke, Va.

Named third team on the 1993 NCAA Division I All-America squad selected by *Collegiate Baseball* following his sophomore season ... Hit .341 and drove in



Trey McCoy



Dee Dalton



Kevin Barker





Charlie Gillian



Matt Griswold



Barry Gauch

**CHARLIE GILLIAN, P**  
Beckley, W.Va.

Finished the 1996 season among the national leaders in saves ... Named to the third-team Mizuno All-America squad selected by *Collegiate Baseball* ... Posted a Tech single-season record 14 saves to go with a 2-1 record and 1.98 earned run average ... Registered 35 strikeouts in 27.1 innings, while walking just eight batters ... Opponents hit just .186 against the right-handed junior during his 31 appearances.


**MATT GRISWOLD, OF**  
Severna Park, Md.

The fourth sophomore to earn All-America honors at Tech during Coach Chuck Hartman's tenure ... Was named to the third team of the 1997 American Baseball Coaches' Association All-America

squad ... Finished the season with a team-leading .408 batting average ... Contributed 69 runs batted in and 13 home runs ... Also led the team in walks (49) and on-base percentage (.527) ... Put together a 29-game hitting streak during the season.

**BARRY GAUCH, C**  
Woodbridge, Va.

Was selected third-team All-America by the American Baseball Coaches' Association following his senior season in 1999 ... Batted .374 that season and led the team in runs batted in with 61 ... Also topped the Hokies in hits (85), multiple-hit games (28) and multiple-RBI games (17) ... He contributed 17 doubles, three triples and 10 home runs ... Named first-team All-Atlantic 10 and was selected to the A-10 All-Championships team.



Brad Clontz



Larry Bowles



Matt Dalton



Marc Tugwell

**LARRY BOWLES,**  
**P/1B**

Boones Mill, Va.

Named third-team All-America as a sophomore in 1999 by both *Collegiate Baseball* (Louisville Slugger TPX team) and the National Collegiate Baseball Writers ... The MVP of the Atlantic 10 Baseball Championships ... Posted a 10-3 pitching record with a 4.27 earned run average and a team-leading 106 strikeouts in 105.1 innings ... Also played first base and led the team in batting (.390), home runs (14), extra-base hits (34) and slugging (.700) ... Drove in 58 runs and put together a 27-game hitting streak.


**MATT DALTON, P**  
Monroeville, Pa.

A member of the 16-man first team of the 2003 National Collegiate Baseball Writers Association All-America team ... Also named third team on the 2003 American Baseball Coaches Association/Rawlings A-A squad ... Did not surrender a run during his first 26 appearances of the season

... Finished with a 0.76 earned run average ... Posted a 3-1 record and tied a school single-season mark for saves with 14 ... Pitched 35 2/3 innings during 29 appearances ... Allowed just 16 hits, only one of which went for extra bases ... Struck out 28 batters and walked just six ... Became the first pure relief pitcher to be named first-team ALL-BIG EAST.

**MARC TUGWELL, 2B**  
Springfield, Va.

Was picked second team All-America by both the American Baseball Coaches Association and *Collegiate Baseball* following the 2003 season ... Named the BIG EAST Co-Player of the Year after batting a team-leading .398 and fielding .981 ... Also led the team in at bats (226), runs (64), hits (90), doubles (17) and slugging percentage (.580) ... Was second on the squad in runs batted in (59), stolen bases (16) and on-base percentage (.445) ... Committed just six errors in 308 total chances ... A two-time ALL-BIG EAST selection at second base.



Marc Tugwell

**SOUTHERN CONFERENCE:**

Virginia Tech was a charter member of the Southern Conference when it formed in 1921 and remained a member until the spring of 1965 when it withdrew to become an independent. Following is a list of Tech's All-Southern Conference baseball players from 1952-1965: **1952**, First Team: Tom Bryant, of; **1954**, First Team: Bobby Scruggs, ss; Leo Burke, of; Howie Wright, c; Jim Beard, p; **1955**, First Team: Bobby Scruggs, ss; Leo Burke, of; Howie Wright, c; Grover Jones, p; **1956**, First Team: Leo Burke, of; Second Team: Welford Lucy, 1b; Jimmy Clarke, 2b; **1957**, Second Team: Dave Kuhn, of; Bobby Wolfenden, of; **1958**, First Team: Dave Kuhn, of; **1959**, Second Team: Jimmy Graves, 3b; Dickie Snead, of; Travis Poole, of; **1960**, First Team: Dickie Snead, of; Second Team: Jimmy Graves, p; **1961**, First Team: Eddie Hite, 2b; Lee Melear, p; **1962**, Second Team: Eddie Hite, 2b; Lee Melear, p; Sam Jenkins, p; **1963**, First Team: Tom Green, of; Dave Blake, of; Lee Melear, p; Second Team: Larry Lawson, c; **1964**, none; **1965**, Second Team: M.H. Herndon, of.



Kevin Barker was the 1996 Atlantic 10 Player of the Year.

**METRO CONFERENCE:**

Tech competed as a member of the Metro Conference from 1978-79 through 1994-95. **1979**, First Team: Dave Grier, p; Harold Williams, 1b; **1980**, First Team: Mike Rhodes, p; Jay Phillips, 3b; Second Team: Franklin Stubbs, 1b; Joe Mitchell, of; **1981**, First Team: Paul Levy, p; Franklin Stubbs, 1b; Brian Rupe, of; Andy Aldrich, dh; **1982**, First Team: Ray Perkins, p; Jim Stewart, 3b; Brian Rupe,

of; Franklin Stubbs, 1b; Mark Krynitsky, c; **1983**, First Team: Rick Knapp, p; Tim Buheller, of; **1984**, First Team: Billy Plante, 3b; Bean Stringfellow, p; HM: Shaun Sullivan, of; Budgie Clark, 2b; John Bowler, dh; **1985**, First Team: Shaun Sullivan, of; Tim Buheller, of; Chuck Boyle, utl; Billy Plante, 3b; George Canale, 1b; Bean Stringfellow, p; **1986**, First Team: George Canale, 1b; Trey McCoy 3b; Tim Buheller, cf; Doug Basse, of; David Potts, p; **1987**, First Team: Brad DuVall, p; Trey McCoy, of; Casey Waller, 3b; **1988**, First Team: Brad DuVall, p; Len Wentz, 2b; Trey McCoy, of; Mike Conte, of; Randy Berlin, dh; **1989**, First Team: Mike Williams, p; Len Wentz, 2b; Casey Waller, 3b; Mike Conte, of; Craig Blum, utl; **1990**, First Team: Len Wentz, 3b; Rod Emmons, of; Second Team: Mike Williams, p; **1991**, First Team: Martin Agee, 2b; David Dallas, ss; Les Jennette, utl; Second Team: Steve Render, of; **1992**, First Team: David Dallas, 2b; Les Jennette, dh; Steve Render, of; Second Team: Brad Clontz, p; J. R. Hawkins, of; **1993**, First Team: J.R. Hawkins, of; Second Team: Dee Dalton, ss; Bo Durkac, 3b; **1994**, First Team: Bo Durkac, 3b; Second Team: Charlie Gillian, p; **1995**, First Team: Mike Terhune, 2b; Bo Durkac, 3b; Kevin Barker, of; Second Team: Charlie Gillian, p; Josh Herman, c.

**METRO**

**All-Tournament Players:**  
**1979**, Dave Richardson, of; **1980**, Jim Stewart, of; 1981, Franklin Stubbs, 1b; Andy Aldrich, dh; **1982**, Jim Stewart, 3b; Jimmy Foit, ss; Mark Krynitsky, c; **1983**, Budgie Clark, 2b; **1984**, Billy Plante, 3b; George Canale, dh; Rodney Brooks, p; **1985**, Chuck Boyle, c; Peery Agee, dh; Dell Curry, p; **1987**, Alan El-Amin, of; Brian Henderson, ss; Joe Vieni, c; **1989**, Mike Conte, of; **1990**, Len Wentz, 3b; **1992**, Mike Reedy, of; Denny Hedspeith, c; **1994**, Brian Fitzgerald (MVP), p; Josh Herman, dh; **1995**, Brian Fitzgerald, p; Kevin Barker, of.

**ATLANTIC 10**

**CONFERENCE:**  
 The Hokies played in the Atlantic 10 Conference from 1995-96 through 1999-00. **1996**, First Team: Kevin Barker, of (Player of the Year); Second Team: Josh



Catcher Barry Gauch led Tech to the 1997 A-10 Tournament title, winning MVP honors along the way.

Herman, c; Sean Hummel, p; **1997**, First Team: Kevin Kurilla, ss; Denny Wagner, p; Second Team: Matt Griswold, of; **1998**, First Team: Matt Griswold, of (Player of the Year); Second Team: Addison Bowman, 3b; Barry Gauch, c; Eric Shiflett, of; Jon Hand, p; **1999**, First Team: Barry Gauch, c; Matt Griswold, of; Second Team: Larry Bowles, p/1b; Jason Bush, p (Rookie of the Year); **2000**, First Team: Jed English, dh; Joe Saunders, p; Second Team: Addison Bowman, of.


**ATLANTIC 10**

**All-Tournament Players:**  
**1996**, Jon Hand, p; Brian Fitzgerald, p; Austin Rappé, of; Josh Herman, c; **1997**, Barry Gauch, c (MVP); Randy Martin, 2b; Kevin Kurilla, ss; Matt Griswold, of; Denny Wagner, p; **1998**, Randy Martin, 2b; Jon Hand, p; Barry Gauch, c; **1999**, Larry Bowles, p/1b (MVP); Barry Gauch, c; Addison Bowman, ss; John West, 3b; Matt Griswold, of; Pat Pinkman, p; **2000**, Addison Bowman, of (MVP); Chad Foutz, 3b; Jed English, c/dh; Jason Bush, p.

**BIG EAST**

**CONFERENCE:**  
 Virginia Tech competed as a member of the BIG EAST Conference from 2000-01 through

2003-04. **2001**, Second Team: John West, 1b; Addison Bowman, 3b; Brad Bauder, of; Joe Saunders, p; Third Team: Spencer Harris, ss; **2002**, First Team: Marc Tugwell, 2b; Spencer Harris, ss; John West, 3b; Joe Saunders, p; Third Team: Brad Bauder, of; Wyatt Toregas, utl; **2003**, First Team: Marc Tugwell, 2b (Co-Player of the Year); Chris Stanton, 3b; Wyatt Toregas, c; Matt Dalton, p; Third Team: Spencer Harris, ss; **2004**, First Team: Sean O'Brien, 1b; Second Team: Chris Stanton, 3b; Josh Biber, p; Third Team: Warren Schaeffer, ss.



In 2003, Matt Dalton became the first pure relief pitcher ever to earn first-team All-BIG EAST honors.



# COACHES, CAPTAINS, RECORDS

Year	W- L- T	Pct.	Coach	Captain
1892	2- 0- 0	1.000		
1893	0- 1- 0	.000		
1894	NO TEAM			
1895	3- 2- 0	.600	J. McJames	T.E. Dashiell
1896	3- 8- 0	.273	R.S. Wilkins	W.H. Rasche
1897	9- 6- 0	.600	Lipep	E.H. Herbert
1898	3- 3- 0	.500		R.S. Wilkins
1899	NO TEAM			
1900	6- 5- 0	.546	Dr. A.B. Morrison	W.F. Bell
1901	5- 3- 0	.625	Dr. A.B. Morrison	J.D. Burrall, H. Carpenter
1902	4- 2- 0	.667		C.H. Carpenter
1903	8- 4- 0	.667	Orth	J.F. Ware, C.P. Miles
1904	6- 5- 0	.546	R.R. Brown	W.C. Walsh
1905	6- 5- 0	.546	Dr. Knox	R.B. Tinsley, S.H. Lee
1906	5- 3- 0	.625	S.S. Eckerstone	E.S. Sheppard
1907	5- 8- 0	.385	S.S. Eckerstone	
1908	3- 4- 1	.437	C.P. Miles	E.S. Sheppard
1909	11- 6- 0	.647	R.M. Brown	A.D. Austin
1910	10- 7- 0	.588	Branch Bocock	T.P. Hicks
1911	13- 7- 1	.619	Branch Bocock	Richard Fuqua
1912	9- 9- 0	.500	L.W. Reiss	F.H. Legge
1913	3- 3- 0	.500	C.P. Miles	P.R. Evans
1914	15- 4- 1	.775	Branch Bocock	Albert L. Jones, Jr.
1915	21- 0- 0	1.000	R.B. Prince	F.W. Bruce
1916	9- 4- 0	.692	W.G. Breintenstein	E.K. Bibb
1917	9- 1- 0	.900	W.G. Breintenstein	L.M. Gaines
1918	8- 4- 0	.667	Charles A. Bernier	J.E. Old
1919	12-13- 0	.480	Charles A. Bernier	Charles Whitmore
1920	16- 6- 0	.727	Charles A. Bernier	P.C. Brooks
1921	17- 9- 1	.648	W.L. Younger	R.W. Harvey
1922	7-10- 2	.400	W.L. Younger	J.G. Wallace
1923	7- 8- 0	.467	W.L. Younger	D.H. Rutherford
1924	10- 6- 1	.617	George S. Kircher	D.H. Rutherford
1925	5-11- 2	.333	George S. Kircher	C.G. Thomas, Jr.
1926	13- 6- 1	.675	George S. Kircher	C.L. Crummett, Jr.
1927	11- 4- 0	.733	George S. Kircher	P.S. Dear
1928	4- 7- 0	.364	George S. Kircher	D.M. Alexander
1929	9- 6- 0	.600	George S. Kircher	Clay M. Mattox
1930	13- 2- 1	.844	George S. Kircher	James A. Coffey
1931	7- 7- 2	.500	George S. Kircher	R.M. Mapp, N.C. Bibb
1932	5- 7- 0	.417	George S. Kircher	S.E. Hardwick, Jr.
1933	6- 6- 0	.500	H.M. McEver	R.W. Sutton
1934	6-11- 1	.361	H.M. McEver	Wilson Bell
1935	4-15- 0	.211	H.M. McEver	Paul V. Kelsey
1936	8- 8- 0	.500	H.M. McEver	Joe Russell
1937	12- 8- 0	.600	H.M. McEver	Ray Thompson
1938	4-10- 0	.286	H.M. McEver	M.A. Cregger
1939	1-14- 0	.067	H.M. McEver	Frank Pierce
1940	7- 5- 0	.583	G.F. Laird	M.R. Cobb
1941	6-10- 0	.375	G.F. Laird	W.A. Trice
1942	10- 5- 1	.656	G.F. Laird	W.J. Henderson
1943	4- 8- 0	.333	G.F. Laird	Joseph Moody
1944	9- 4- 0	.692	H.M. McEver	Henry Caravati, Phillip DeLisi
1945	10- 4- 0	.714	G.S. Proctor	Andrew M. Dreelein, J.F. Lucas
1946	8-11- 0	.421	G.S. Proctor	John J. Kozelski, Jr.
1947	11- 6- 0	.647	G.S. Proctor	Frank B. Poole
1948	14- 8- 1	.630	G.F. Laird	Joe Foltz
1949	10-11- 0	.476	G.F. Laird	Bill Kean
1950	13- 9- 0	.591	G.F. Laird	Ralph C. Beard
1951	8-11- 0	.421	G.F. Laird	Sterling Wingo
1952	4- 9- 0	.308	G.F. Laird	Ed Pierce
1953	6- 7- 0	.462	G.F. Laird	
1954	14- 8- 0	.636	G.F. Laird	
1955	13- 8- 0	.619	G.F. Laird	Jimmy Clark
1956	9-12- 0	.429	G.F. Laird	
1957	9-12- 0	.429	G.F. Laird	
1958	9-11- 1	.452	G.F. Laird	
1959	12- 7- 0	.632	G.F. Laird	
1960	10- 9- 0	.526	G.F. Laird	
1961	9-15- 0	.375	G.F. Laird	Eddie Hite
1962	11- 6- 0	.647	G.F. Laird	Eddie Hite



Virginia Tech's 1915 team posted an unblemished 21-0 season record.

Year	W- L- T	Pct.	Coach	Captain
1963	14- 7- 0	.667	G.F. Laird	
1964	12-10- 0	.545	G.F. Laird	
1965	10-13- 0	.435	G.F. Laird	
1966	10- 6- 0	.625	G.F. Laird	
1967	14-10- 0	.583	G.F. Laird	
1968	17- 9- 1	.649	G.F. Laird	
1969	27- 7- 0	.794	G.F. Laird	
1970	15-11- 0	.577	G.F. Laird	
1971	16-10- 0	.615	G.F. Laird	Wayne Javins
1972	15-11- 0	.577	G.F. Laird	John Van Arnhem
1973	15-10- 0	.600	G.F. Laird	Howard Thomas
1974	15-15- 0	.500	Bob Humphreys	
1975	26-10- 0	.722	Bob Humphreys	
1976	33- 9- 0	.786	Bob Humphreys	
1977	34- 9- 0	.791	Bob Humphreys	
1978	27-17- 0	.614	Bob Humphreys	
1979	28-14- 0	.667	Chuck Hartman	Scott Atkins, Steve Dodd
1980	30-18- 0	.625	Chuck Hartman	Chip Smith, Mike Preisser, Andy Aldrich
1981	48- 9- 0	.842	Chuck Hartman	Andy Aldrich, Paul Levy, Mark Krynskiy
1982	50- 9- 0	.847	Chuck Hartman	Mark Krynskiy
1983	34-14- 0	.708	Chuck Hartman	Wayne King, John Patton
1984	41-17- 0	.707	Chuck Hartman	Todd Trickey, Chuck Boyle
1985	50-16- 1	.754	Chuck Hartman	Chuck Boyle
1986	38-21- 0	.644	Chuck Hartman	George Canale, Joe Vieni
1987	32-16- 1	.663	Chuck Hartman	Joe Vieni, Jon Hartness, Greg Mance
1988	40-20- 0	.667	Chuck Hartman	Alan El-Amin, Jimmy Hunt
1989	35-22- 0	.614	Chuck Hartman	Mike Conte, Len Wentz
1990	36-22- 0	.621	Chuck Hartman	Len Wentz, Mike Williams
1991	24-30- 0	.444	Chuck Hartman	Tim Fenn, Shaun Thomas
1992	34-17- 1	.663	Chuck Hartman	Steve Render, David Dallas
1993	34-15- 0	.694	Chuck Hartman	J.R. Hawkins, Mike Reedy, Justin Dobson
1994	32-26- 0	.552	Chuck Hartman	Justin Dobson, Denny Hedspeth
1995	34-24- 0	.586	Chuck Hartman	Bo Durkan, Braxton Bell
1996	35-24- 0	.593	Chuck Hartman	Josh Herman, Sean Hummel
1997	34-28- 0	.548	Chuck Hartman	Kevin Kurilla, Kris Turberville
1998	28-22- 2	.558	Chuck Hartman	Jon Hand, Matt Lichtel, Barry Gauch
1999	42-17- 0	.712	Chuck Hartman	Randy Martin, Barry Gauch, Eric Shiflett
2000	34-25- 2	.576	Chuck Hartman	Gray Hodges, Christian Simmers
2001	29-28- 1	.509	Chuck Hartman	Addison Bowman, Christian Simmers
2002	33- 26- 0	.559	Chuck Hartman	Chip Runyon, Brian Copeland
2003	34-23- 0	.596	Chuck Hartman	Spencer Harris, Brad Bauder
2004	29-27- 0	.518	Chuck Hartman	Josh Biber, Jed English

# OPPONENTS THROUGH 111 SEASONS

Team	First Meeting	LAST MEETING Year	Score	SERIES VT Opp
Akron	1953	1953	11-8	1 0
Alabama	1955	1967	6-5	3 10
Appalachian St.	1974	1997	10-4	20 11
Armstrong St.	1975	1975	7-3	2 0
Atlantic Christian	1979	1979	5-2	1 0
Auburn	1994	1994	0-7	0 1
Belmont	1978	1978	4-1	1 0
Bluefield State	1987	1987	20-1	1 0
Boston College	2001	2004	3-4	7 6
Bowling Green	1998	1998	13-9	1 0
Bridgewater	1909	1931	10-9	2 0
Brockport (N.Y.)	1972	1972	17-3	2 0
Brown	1969	1969	7-0	2 0
Buffalo State	1977	1977	14-2	1 0
Cal State Fullerton	2000	2000	6-8	0 1
Cal State Northridge	1991	1991	7-10	0 1
California St. (Pa.)	1979	1980	7-4	3 1
<b>Campbell</b>	<b>1997</b>	<b>2004</b>	<b>1-0</b>	<b>9 6</b>
Canisius	1977	1977	17-1	1 0
Carson-Newman	1975	1975	0-2 (12)	0 1
Castleton State	1963	1968	6-1	7 0
Central Michigan	1977	2001	5-6	0 3
Charleston Southern	1993	2003	8-6	3 2
Cincinnati	1979	1991	4-10	37 14
Citadel	1958	2002	12-3	8 7
* <b>Clemson</b>	<b>1902</b>	<b>1996</b>	<b>0-4</b>	<b>18 19</b>
Coastal Carolina	1988	1988	8-3	1 1
Colgate	1912	1928	10-11	1 3
College of Charleston	1993	1993	5-3	1 0
Columbus College	1986	1986	3-4	1 1
Concord	1919	1977	9-1	5 0
Connecticut	1976	2004	10-0	10 5
Cornell	1964	2003	8-2	3 1
Creighton	1991	1991	3-6	0 1
David Lipscomb	1978	1978	7-15	0 1
Davidson	1902	1982	9-3	27 6
Dayton	1996	2000	2-3	13 3
Delaware	1907	1948	6-7	4 4
Detroit Mercy	1992	1992	6-1	2 1
<b>Duke</b>	<b>1907</b>	<b>1990</b>	<b>2-4</b>	<b>10 14</b>
Duquesne	1996	2004	15-17	13 6
East Carolina	1957	1995	10-4	7 8
<b>East Tennessee St.</b>	<b>1967</b>	<b>2004</b>	<b>9-7</b>	<b>30 14</b>
Eastern Connecticut	1979	1979	4-3	1 0
Eastern Michigan	1968	1974	5-4	2 2
* <b>Elon</b>	<b>1914</b>	<b>1988</b>	<b>5-6</b>	<b>14 10</b>
* <b>Emory &amp; Henry</b>	<b>1898</b>	<b>1947</b>	<b>11-10</b>	<b>34 1</b>
Evansville	1994	1999	7-3	4 0
Florida	1921	1977	4-9	1 1
<b>Florida State</b>	<b>1967</b>	<b>1991</b>	<b>1-11</b>	<b>4 20</b>
Fordham	1998	1998	1-3	1 3
Fresno State	1989	1995	8-0	2 1
Furman	1916	1989	3-5	11 11
* <b>George Mason</b>	<b>1982</b>	<b>2004</b>	<b>2-4</b>	<b>15 12</b>
George Washington	1948	2000	8-1	30 25
Georgetown	1919	2004	16-3	9 6
Georgia Southern	1917	1998	19-8	12 20
Georgia State	1980	1983	6-0	1 3
<b>Georgia Tech</b>	<b>1980</b>	<b>1997</b>	<b>13-20</b>	<b>2 4</b>
Gonzaga	1995	1995	0-5	0 1
* <b>Hampden-Sydney</b>	<b>1896</b>	<b>1952</b>	<b>7-10</b>	<b>27 13</b>
* <b>High Point</b>	<b>1974</b>	<b>2003</b>	<b>5-7</b>	<b>16 6</b>
Hofstra	1999	1999	11-16	0 1
Holy Cross	1993	1995	14-0	2 0
Howard	1975	1998	16-3	60 5
Indiana	1980	1980	9-7	3 0
Indiana (Pa.)	1972	1972	6-2	2 0
* <b>Indiana State</b>	<b>1991</b>	<b>1998</b>	<b>7-7</b>	<b>1 0</b>
Iowa	1986	1986	5-3	1 2
<b>James Madison</b>	<b>1978</b>	<b>2004</b>	<b>10-5</b>	<b>19 26</b>
Johns Hopkins	1971	1971	29-2	2 0
Kansas State	1989	1989	6-3	1 0
Kent	1969	2003	16-5	6 3
Kentucky	1924	1969	9-2	4 3
King College	1897	1925	25-2	6 0
La Salle	1996	2000	11-8	11 2
Lehigh	1908	1975	7-4	3 2

Team	First Meeting	LAST MEETING Year	Score	SERIES VT Opp
LeMoyn	2002	2002	10-15	1 1
<b>Liberty</b>	<b>1979</b>	<b>2004</b>	<b>2-6</b>	<b>27 20</b>
Loch Haven State	1975	1975	9-5	1 0
Long Island	2001	2001	11-0	2 0
Longwood	1981	1987	16-6	6 0
Louisville	1979	1995	6-2	45 12
Lynchburg College	1897	1946	9-4	13 2
Maine	1961	1997	2-9	3 3
Marietta	1967	1969	5-1	3 0
<b>Marshall</b>	<b>1918</b>	<b>1999</b>	<b>13-1</b>	<b>21 7</b>
* <b>Maryland</b>	<b>1898</b>	<b>1990</b>	<b>14-5</b>	<b>11 26</b>
Massachusetts	1969	2000	9-6	11 5
Memphis State	1979	1991	4-5	5 11
Mercer (Macon)	1983	1983	13-9	1 1
Methodist	1988	1988	2-9	0 1
Miami (O.)	1969	1999	8-2	3 2
Michigan	1997	1997	2-11	0 2
Michigan State	1951	1964	6-10	0 3
Milligan	1975	1978	3-1	7 0
Missouri	1989	1989	9-7	1 0
Morehead State	2003	2004	11-7	4 0
Morris-Harvey (U of C)	1973	1979	5-4	9 0
<b>Navy</b>	<b>1938</b>	<b>1938</b>	<b>1-3</b>	<b>0 1</b>
Nevada	1995	1995	9-12	1 1
Newberry	1977	1979	5-6	1 1
New Orleans	1988	1988	1-4	0 1
New York Tech	1988	1988	2-1	1 0
* <b>North Carolina</b>	<b>1896</b>	<b>1991</b>	<b>1-11</b>	<b>22 40</b>
North Carolina A&T	1981	1998	19-8	28 1
N.C. Charlotte	1980	2002	8-2	20 13
N.C. Greensboro	1992	1993	7-5	4 1
* <b>N.C. State</b>	<b>1907</b>	<b>1997</b>	<b>6-12</b>	<b>14 22</b>
N.C. Wilmington	1988	2004	6-9	8 9
Notre Dame	1955	2004	1-2	6 7
Old Dominion	1967	2002	1-2	55 17
Ohio State	1955	1956	3-21	0 3
Ohio University	1942	2004	6-1	8 14
Ohio Wesleyan	1939	1948	8-3	1 2
Oklahoma	1978	1978	4-2	1 0
Oklahoma State	2004	2004	0-2	0 1
Oneonta State	1968	1985	15-3	11 0
Pembroke State	1973	1974	3-7	1 2
* <b>Pittsburgh</b>	<b>1922</b>	<b>2004</b>	<b>11-12</b>	<b>6 10</b>
Point Park	1982	1982	13-7 (8)	3 0
Portland	1995	1995	3-4	0 1
Princeton	1929	1929	7-1	1 0
Purdue	1994	1998	8-11	2 2
<b>Radford</b>	<b>1989</b>	<b>2004</b>	<b>4-3</b>	<b>23 9</b>
Randolph-Macon	1895	1917	1-2	12 2
Rhode Island	1997	2000	12-0	5 1
* <b>Richmond</b>	<b>1904</b>	<b>2004</b>	<b>8-10</b>	<b>64 72</b>
Rider	1986	1986	12-10	1 1
Roanoke College	1893	1948	8-2	30 17
Rochester	1967	1967	17-5	2 0
Rollins	1954	2001	3-5	4 9
Rutgers	1910	2004	3-10	6 8
St. Bonaventure	1999	1999	12-10	3 0
St. John's	1998	2004	0-2	6 6
St. Joseph's	1999	1999	19-9	3 0
St. Louis	1979	1982	13-3	7 0
* <b>Seton Hall</b>	<b>2001</b>	<b>2004</b>	<b>6-0</b>	<b>6 5</b>
Shippensburg State	1973	1984	5-3	9 0
Siena	1999	1999	11-5	1 0
South Carolina	1902	1993	2-13	31 32
South Florida	1992	2004	4-3	7 11
S.E. Louisiana	1990	1990	1-9	0 1
S.E. Oklahoma	1978	1978	11-15	0 1
Southern California	1997	2000	3-8	1 2
Southern Connecticut	1960	1974	14-2	2 0
Southern Mississippi	1983	1995	3-2	12 16
Stetson	1980	2004	2-15	1 7
Syracuse	1925	1926	4-1	2 1
Temple	1996	1999	4-3	2 0
Tennessee	1902	2001	4-7	9 8
Toledo	1998	1998	4-3	1 0
Towson	1987	2004	8-5	4 0
Trevecca	1978	1978	8-3	1 0

Team	First Meeting	LAST MEETING Year	Score	SERIES VT Opp
Tulane	1979	1995	3-4	13 14
U.S. International (Cal.)	1989	1989	8-6	1 0
Vanderbilt	1978	1978	17-9	1 0
Vermont	1934	1934	8-6	1 0
<b>Villanova</b>	<b>2001</b>	<b>2004</b>	<b>18-1</b>	<b>8 2</b>
<b>Virginia</b>	<b>1900</b>	<b>2004</b>	<b>10-21</b>	<b>74 72</b>
<b>Va. Commonwealth</b>	<b>1978</b>	<b>2004</b>	<b>2-3</b>	<b>35 24</b>
* <b>VMI</b>	<b>1897</b>	<b>2004</b>	<b>8-0</b>	<b>117 44</b>
<b>Wake Forest</b>	<b>1911</b>	<b>2004</b>	<b>2-15</b>	<b>26 30</b>
* Washington & Lee	1897	1959	6-1	44 49
Washington State	1989	1989	1-6	0 1
West Georgia	1983	1983	3-2	1 1
* <b>West Virginia</b>	<b>1905</b>	<b>2004</b>	<b>2-8</b>	<b>50 30</b>
West Virginia Tech	1940	1947	14-4	3 0
* <b>Western Carolina</b>	<b>1974</b>	<b>2002</b>	<b>5-1</b>	<b>10 5</b>
Western Michigan	2002	2002	12-7	2 1
Westfield State	1981	1981	15-4	2 0
<b>William &amp; Mary</b>	<b>1914</b>	<b>1992</b>	<b>9-3</b>	<b>78 28</b>
Wingate	1981	1985	7-5 (12)	3 2
Winthrop	1998	1998	8-12	0 1
Wofford	1923	1948	8-9	1 1
Wyoming	1995	1995	7-3	1 0
Xavier	1996	2000	6-1	11 6
Others				97 69

\*Ties: 3 with Clemson; 2 each with Elon, North Carolina, N.C. State; 1 each with Indiana State, West Virginia, Emory & Henry, Hampden-Sydney, Maryland, Pittsburgh, Richmond, VMI, Washington & Lee, Western Carolina, High Point, George Mason, Seton Hall.

*Bold indicates this year's opponents.*



Lloyd Murden pitched a no-hitter against N.C. State in 1929.



Since Virginia Tech fielded its first baseball team in 1892, the Hokies have compiled an overall record of 1,787 victories, 1,168 losses and 26 ties in 111 seasons (no teams in 1894 and 1899) — a winning percentage of .604. Over the last 46 years, Tech has suffered just two losing seasons, and during Coach Chuck Hartman's 26 years at the helm, the Hokies have averaged 35 wins a season.

Following is a year-by-year look at Tech's results under Hartman:

1979 (28-14)

VT Opp.

- Wh 10- 8 George Washington
- Wa 3- 2 Furman (10)
- La 5- 6 Newberry
- La 3- 12 South Carolina
- La 8- 11 South Carolina
- Wa 7- 6 South Carolina
- Wn16 4- 3 Eastern Connecticut
- Wa 5- 2 Atlantic Christian
- Wa 6- 3 East Carolina
- La 2- 6 East Carolina
- Wa 9- 4 William & Mary
- Lh 4- 5 Liberty Baptist
- Wh 5- 4 VCU
- Wh 10- 2 James Madison
- La 4- 5 VCU
- Wa 4- 1 Richmond
- Wa 6- 5 Richmond
- Wh 6- 2 William & Mary

- Wa 3- 1 East Tenn. State
  - Wa 9- 0 VMI
  - Wa 5- 4 Morris Harvey
  - Wh 6- 3 Old Dominion (7)
  - Wh 9- 8 Appalachian State
  - La 7- 8 Liberty Baptist
  - Ln17 2- 9 Virginia
  - Wh 9- 8 Richmond (8)
  - Wh 7- 6 Richmond
  - Wh 4- 0 Virginia
  - Wa 10- 8 James Madison
  - Wh 8- 5 Maryland
  - Lh 4- 6 Louisville
  - Wh 15- 1 Louisville
  - Wh 4- 2 California State (Pa.)
  - Wh 11- 5 California State (Pa.)
  - Wa 8- 6 Cincinnati
  - La 1- 5 Cincinnati
  - La 1- 2 Cincinnati
  - Lh 8- 10 East Tenn. State
  - Wh 12- 8 Clemson
- METRO TOURNAMENT
- Wn4 9- 2 St. Louis
  - Ln4 3- 4 Tulane
  - Ln4 1- 5 Memphis State
- 257-203

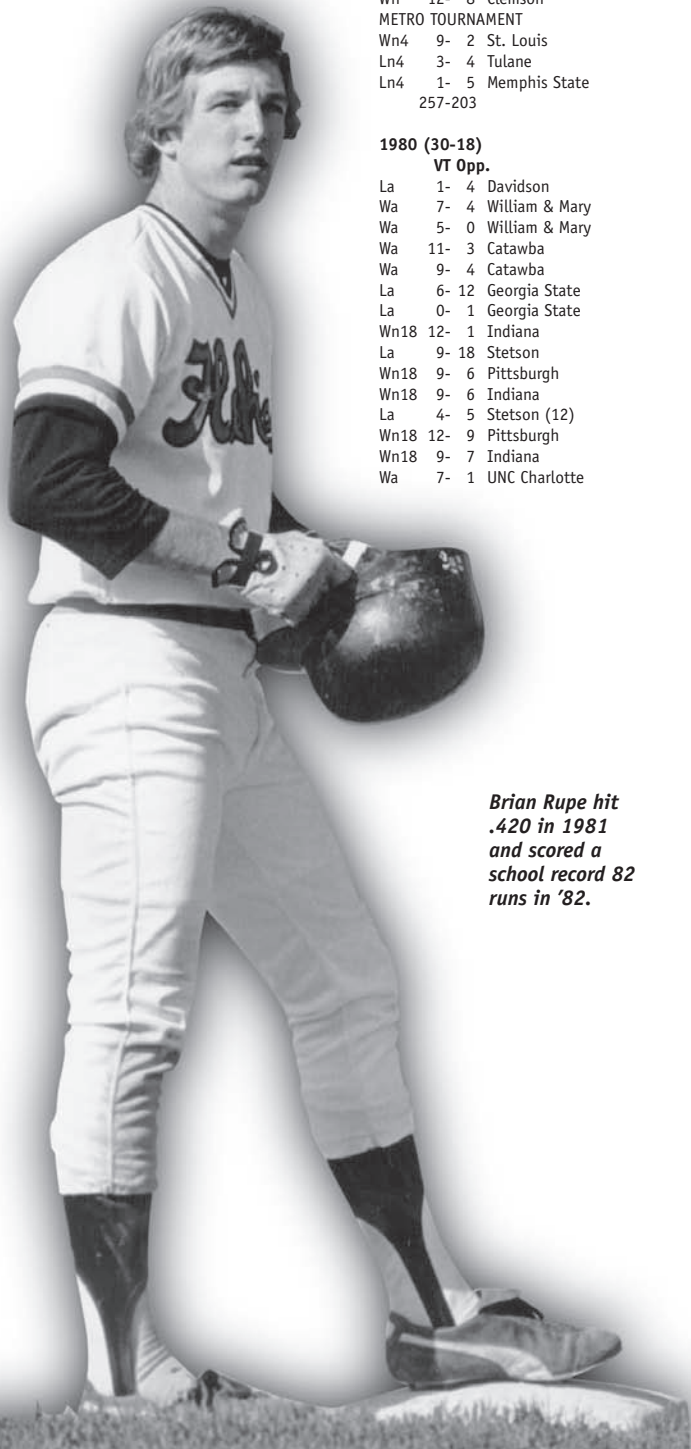
1980 (30-18)

VT Opp.

- La 1- 4 Davidson
- Wa 7- 4 William & Mary
- Wa 5- 0 William & Mary
- Wa 11- 3 Catawba
- Wa 9- 4 Catawba
- La 6- 12 Georgia State
- La 0- 1 Georgia State
- Wn18 12- 1 Indiana
- La 9- 18 Stetson
- Wn18 9- 6 Pittsburgh
- Wn18 9- 6 Indiana
- La 4- 5 Stetson (12)
- Wn18 12- 9 Pittsburgh
- Wn18 9- 7 Indiana
- Wa 7- 1 UNC Charlotte



Third baseman Jim Stewart was named first-team All-America in 1982 when he batted .404.



Brian Rupe hit .420 in 1981 and scored a school record 82 runs in '82.

- La 4- 5 UNC Charlotte
  - Lh 2- 9 California State (Pa.)
  - Wh 7- 4 California State (Pa.)
  - La 6- 10 James Madison
  - La 3- 4 VCU
  - La 6- 14 Richmond
  - Wa 6- 3 Old Dominion
  - La 6- 10 Old Dominion
  - Wh 9- 6 East Tenn. State
  - La 3- 4 East Tenn. State
  - Wa 6- 3 Liberty Baptist
  - Wh 10- 2 James Madison
  - Lh 3- 4 Richmond
  - Wh 6- 0 Old Dominion
  - Wh 9- 3 Old Dominion
  - Wa 9- 8 Louisville
  - La 9- 17 Louisville
  - Wa 5- 4 Louisville
  - Wh 9- 5 VCU
  - Wh 17- 9 VCU
  - Wh 8- 2 VMI
  - Wh 6- 1 Liberty Baptist
  - Wa 7- 6 Appalachian State (9)
  - Wa 5- 2 Appalachian State
  - Wn19 19- 11 West Virginia
  - Wa 4- 2 Clemson
  - La 0- 8 Clemson
  - Wa 12- 11 Georgia Tech
  - La 16- 22 Georgia State
- METRO TOURNAMENT
- Wn4 10- 6 Cincinnati
  - Wa 12- 4 Florida State
  - Ln4 5- 14 Memphis State
  - La 6- 13 Florida State
- 355-307

1981 (48-9)

VT Opp.

- La 3- 10 N.C. State
- Wa 5- 2 North Carolina A&T
- Wa 9- 3 North Carolina A&T
- Wa 16- 2 Wake Forest
- Wa 9- 3 Wingate
- Wa 13- 5 Davidson
- La 2- 3 Davidson
- Wh 15- 6 Westfield State
- Wh 15- 4 Westfield State
- Wa 7- 5 East Tenn. State
- Wh 9- 5 Old Dominion
- Wh 8- 0 Old Dominion
- Wh 7- 2 Shippensburg State
- Wh 12- 10 Shippensburg State
- Wh 6- 5 VCU
- Wh 13- 1 VCU
- Wh 14- 1 St. Louis

- Wh 10- 2 St. Louis
  - Wh 9- 8 St. Louis (8)
  - Wh 11- 5 Richmond
  - Lh 0- 3 Liberty Baptist
  - Wh 19- 0 Bluefield
  - Wh 22- 2 Bluefield (5)
  - Wa 14- 0 VMI (7)
  - Wa 9- 3 Cincinnati
  - Wa 15- 0 Cincinnati
  - Wa 11- 5 Cincinnati
  - Wh 11- 7 William & Mary
  - Wh 12- 4 William & Mary
  - Wh 13- 3 Longwood (7)
  - Wa 13- 9 James Madison
  - La 8- 20 Old Dominion
  - Wa 4- 2 Old Dominion
  - La 5- 6 Richmond
  - Wh 16- 7 Howard
  - Wh 5- 4 Howard
  - Wh 3- 2 Howard
  - Wh 13- 1 VMI
  - Wh 12- 5 Louisville
  - Wh 7- 5 Louisville
  - Wh 13- 8 Louisville
  - Wh 10- 0 Louisville
  - Wh 8- 1 UNC Charlotte
  - Wh 10- 1 UNC Charlotte
  - La 9- 10 Virginia
  - Wa 8- 3 VCU
  - Wa 14- 6 VCU
  - Wn19 13- 6 West Virginia
  - Wh 8- 5 Wingate
  - Wh 11- 1 Virginia
  - La 3- 6 Liberty Baptist
  - Wh 11- 5 James Madison
  - Wh 12- 6 Richmond
  - Wa 4- 3 Georgia Tech
- METRO TOURNAMENT
- Ln4 12- 14 Tulane
  - Wn4 24- 10 Cincinnati
  - Ln4 8- 9 Memphis State
- 583-264

1982 (50-9)

VT Opp.

- La 4- 13 Wingate
- Wa 6- 0 North Carolina A&T
- Wa 8- 1 North Carolina A&T
- Wh 8- 3 Point Park
- Wh 17- 4 Point Park
- Wh 13- 7 Point Park (8)
- Wa 9- 3 Davidson
- Wh 10- 8 Appalachian State
- Wh 1- 0 Appalachian State
- Wh 2- 0 Utica (5)

Wh	18-	2	Shippensburg State
Wh	7-	6	Shippensburg State (8)
La	2-	7	Florida State
La	4-	12	Florida State
Wa	5-	1	Florida State (7)
Wn9	5-	2	East Tenn. State
Wh	11-	3	Longwood
Wh	15-	1	George Mason
Wa	6-	0	Louisville
Wa	10-	8	Louisville
La	7-	9	Louisville
Wa	3-	1	St. Louis
Wa	8-	2	St. Louis (12)
Wa	13-	3	St. Louis (7)
Wa	11-	6	VMI
Wa	12-	4	VMI (5)
Wa	22-	2	Richmond (7)
Wh	10-	8	Cincinnati
Wh	11-	3	Cincinnati
Lh	3-	4	Cincinnati
Wh	6-	5	Old Dominion
Wh	9-	8	Old Dominion
Wh	21-	1	Bluefield (6)
La	6-	8	James Madison
Wa	4-	3	VCU
Wh	13-	2	North Carolina A&T
Wh	11-	7	North Carolina A&T
Wh	15-	2	Howard
Wh	5-	1	Howard
Wh	16-	8	Richmond
Wa	7-	0	George Mason
Wh	9-	1	James Madison
Wh	8-	7	William & Mary (9)
Wh	16-	5	William & Mary
Wh	23-	10	VCU
Wa	8-	1	East Tenn. State
Ln19	4-	7	West Virginia
Wn19	15-	2	West Virginia
Wn17	10-	6	Virginia
Wa	13-	4	Virginia
Wh	9-	2	Virginia
Wa	11-	6	Liberty Baptist
Wh	17-	7	Liberty Baptist
Wh	7-	5	East Tenn. State
Wh	4-	1	East Tenn. State
Wh	4-	0	East Tenn. State

**METRO TOURNAMENT**

Ln4	5-	8	Tulane (10)
Wn4	17-	8	Cincinnati
La	1-	2	Florida State

555-250

**1983 (34-14)**

**VT Opp.**

Wa	7-	1	North Carolina A&T
La	9-	11	North Carolina A&T
Wa	11-	1	N.C. State
Wa	4-	1	Wake Forest (5)
Wh	7-	3	George Washington
Wh	9-	0	George Washington
La	1-	14	Mercer
Wa	13-	9	Mercer
La	4-	9	West Georgia
Wa	3-	2	West Georgia
Wa	6-	0	Georgia State
Wh	11-	5	Shippensburg State
Wh	6-	2	Shippensburg State
Wh	6-	1	Oneonta State
Wh	2-	1	Oneonta State
Wh	7-	3	UNC Charlotte
Wa	6-	5	Richmond
Wa	9-	4	VCU
Wh	6-	4	VCU
Lh	14-	15	George Mason
Wh	12-	9	Wake Forest
Wa	14-	6	East Tenn. State
Wh	11-	3	North Carolina A&T
Wh	11-	1	North Carolina A&T
Lh	1-	4	James Madison
La	2-	4	Old Dominion
Wa	12-	5	Old Dominion
La	5-	13	James Madison
Wa	16-	4	George Mason
Wn19	4-	1	West Virginia
Wn19	5-	3	West Virginia
Wn17	11-	10	Virginia
Wa	8-	3	Virginia
Wh	12-	11	Virginia
Wh	10-	9	VMI
Wh	5-	4	VMI
Lh	4-	5	Richmond

La	3-	5	Liberty Baptist
Wh	4-	2	Liberty Baptist
Wh	7-	6	Howard
Wh	7-	1	Howard
Lh	9-	13	Howard
Lh	3-	4	East Tenn. State
Wh	10-	9	East Tenn. State (12)
La	8-	18	Georgia Tech

**METRO TOURNAMENT**

Ln4	7-	9	Cincinnati (10)
Wn4	11-	2	So. Mississippi
Ln4	0-	1	Memphis State

353-255

**1984 (41-17)**

**VT Opp.**

Wa	9-	7	High Point
Wa	11-	2	High Point
Wa	14-	0	No. Carolina A&T (5)
Wa	12-	1	North Carolina A&T
Wa	7-	1	Elon
La	2-	3	Elon
Wa	10-	2	Wake Forest
Wa	7-	3	Clemson
La	2-	6	Clemson
La	0-	9	Clemson
La	1-	4	South Carolina
La	4-	5	South Carolina
Wh	5-	1	Utica
Wh	9-	2	Utica
Wh	12-	4	Utica
Lh	6-	9	Wingate
Wh	6-	3	Shippensburg State (6)
Wh	5-	3	Shippensburg State
Wh	8-	2	Oneonta State
Wh	8-	3	Oneonta State
Lh	3-	7	Liberty Baptist
Wh	2-	0	VCU
Wh	7-	5	VCU
Wa	9-	6	Richmond
La	0-	5	George Mason
Lh	1-	5	Appalachian State
Wh	18-	1	No. Carolina A&T (5)
Wh	25-	0	No. Carolina A&T (5)
Wh	8-	5	South Carolina
Lh	1-	3	South Carolina
Lh	5-	6	James Madison
Wh	11-	5	East Tenn. State
Wh	5-	2	Cincinnati
Wh	4-	0	Cincinnati (8)
Wh	15-	5	Cincinnati
Wa	13-	4	East Tenn. State
Wa	7-	4	Appalachian State
Lh	6-	7	UNC Charlotte
La	8-	9	James Madison
La	8-	10	Louisville
Wh	6-	3	Longwood
Wa	8-	5	Old Dominion
Wn20	9-	4	Virginia
Wh	5-	3	Virginia
Wa	10-	9	Virginia
Wa	16-	3	Liberty Baptist
Wa	6-	4	VMI
Wa	13-	4	VMI
Lh	4-	6	Richmond
Wh	17-	2	Howard
Wh	25-	8	Howard
Wh	16-	10	Howard
Wa	3-	2	UNC Charlotte (10)

**METRO TOURNAMENT**


Ln4	6-	12	Memphis State
Wn4	11-	7	Louisville
Wn4	17-	5	So. Mississippi
Wn4	6-	3	South Carolina
La	3-	17	Florida State

475-265

**1985 (50-16-1)**

**VT Opp.**

Wa	3-	1	High Point
Wa	2-	0	High Point
Wa	7-	5	North Carolina A&T
Wa	3-	2	No. Carolina A&T (5)
Wa	4-	2	Elon
La	2-	3	Elon
Wa	7-	5	Wingate (12)
La	6-	9	Wake Forest
Wh	4-	0	William & Mary
Wh	10-	1	William & Mary
Th	4-	4	Clemson
Wh	14-	7	Clemson
Wh	20-	6	Clemson



**Lance Rhoads struck out a Tech record 18 batters against Utica in 1984.**

Wh	1-	0	Utica
Wh	4-	2	Utica
Wh	11-	0	Utica
Wa	13-	6	Louisville
La	10-	11	Louisville
Lh	2-	9	James Madison
Wh	11-	0	Oneonta State
Wh	15-	3	Oneonta State
Wh	3-	2	UNC Charlotte
Wh	15-	4	VCU
Wa	6-	0	Richmond (5)
Wh	17-	6	George Washington
Lh	3-	7	South Carolina (7)
Lh	3-	13	South Carolina
Wh	8-	4	South Carolina (8)
Wa	14-	2	Appalachian State
Wa	28-	7	East Tenn. State (7)
Wh	13-	11	Richmond
Wh	15-	5	No. Carolina A&T (5)
Wh	18-	6	No. Carolina A&T (5)
Wh	9-	7	Cincinnati
Wh	10-	5	Cincinnati
Wh	13-	2	Cincinnati
Wa	4-	3	UNC Charlotte
Wh	10-	8	Longwood
Wh	9-	6	East Tenn. State
Wh	13-	10	Louisville
Wh	13-	3	Louisville
Wh	5-	1	Louisville
Lh	4-	9	George Mason
Lh	0-	11	Appalachian State
Wh	13-	3	VMI
Wa	10-	7	James Madison
Wa	9-	7	Cincinnati
Wa	5-	3	Cincinnati
La	9-	12	Cincinnati
La	8-	9	South Carolina
La	6-	7	South Carolina
Wa	10-	4	South Carolina
La	9-	16	VCU
Wh	14-	13	Virginia
La	2-	3	Virginia
La	0-	1	George Mason
Wh	21-	7	Liberty Baptist
Wa	12-	10	Liberty Baptist
Wa	16-	3	VMI
Wh	13-	0	Howard
Wh	13-	12	Howard (10)
Wh	9-	6	Howard

**METRO TOURNAMENT**

Wn4	16-	8	Tulane
Wa	8-	5	Florida State
Ln4	6-	9	South Carolina
Wn4	14-	12	Tulane
La	1-	3	Florida State

610-368

**1986 (38-21)**

**VT Opp.**

La	3-	4	High Point
Wa	6-	5	High Point
Wa	15-	2	No. Carolina A&T (6)
Wa	11-	0	No. Carolina A&T (5)
La	3-	12	Wake Forest
Lh	5-	6	South Carolina (10)
Lh	6-	8	South Carolina
Lh	2-	11	South Carolina
Wh	9-	4	George Mason
Wa	12-	10	William & Mary (12)
Wh	9-	8	Louisville
Wh	7-	0	Louisville
Wa	6-	2	Columbus
La	3-	4	Columbus
La	3-	10	Stetson
Ln18	3-	8	Rider
Ln18	3-	4	Iowa
La	13-	15	Stetson
Ln18	2-	11	Iowa
Wn18	12-	10	Rider
Wa	5-	2	Stetson
Wn18	5-	3	Iowa
La	4-	7	Appalachian State
Wh	15-	4	Richmond
Wh	10-	6	North Carolina A&T
Wh	10-	0	No. Carolina A&T (5)
Wa	5-	1	South Carolina
Wa	6-	1	South Carolina
Wa	6-	5	South Carolina
Wh	14-	3	East Tenn. State (7)
Lh	7-	12	Appalachian State
Wa	9-	8	James Madison
Wa	17-	4	Richmond
Wa	10-	4	Cincinnati
La	7-	11	Cincinnati
Wa	11-	7	Cincinnati
Lh	8-	11	Virginia
Wh	9-	8	VCU (8)
La	4-	7	UNC Charlotte
Wh	14-	9	Longwood
Wh	14-	3	Cincinnati
Wh	7-	6	Cincinnati
Lh	5-	9	Cincinnati (6)
Wa	13-	12	Virginia (12)
Wh	10-	8	James Madison
Wa	8-	2	Louisville
Wa	15-	14	Louisville
La	10-	11	Louisville
Wh	16-	15	Liberty
Wh	14-	11	Old Dominion
Wh	27-	4	VMI
Wa	9-	7	Old Dominion
La	0-	16	Liberty
Wh	16-	15	Howard
Wh	8-	5	Howard
Wh	30-	0	Howard
Wa	9-	6	VMI

**METRO TOURNAMENT**

Ln4	5-	6	Cincinnati
Ln4	8-	11	Memphis State

533-408

**1987 (32-16-1)**

**VT Opp.**

Wa	6-	1	Duke
Wa	14-	1	No. Carolina A&T (5)
Wa	11-	1	No. Carolina A&T (6)
Wh	12-	1	Louisville
Wh	4-	0	Louisville
Wh	10-	2	Louisville
Wh	20-	1	Bluefield State
Wh	4-	3	Ohio
Lh	2-	14	Ohio
Wh	7-	3	VCU
Wa	11-	6	Towson State
Wa	9-	1	George Mason
Ta	5-	5	Maryland (11)
Wh	16-	6	Longwood
Wa	2-	0	Louisville
Wa	2-	1	Louisville
Wa	11-	4	Louisville
Lh	7-	10	William & Mary
La	4-	11	South Carolina
La	8-	14	South Carolina
La	8-	9	South Carolina
La	6-	9	Richmond
La	4-	5	William & Mary
Wh	11-	1	Cincinnati
Lh	1-	13	Cincinnati
Wh	9-	6	Appalachian State



Lh	7-	8	Appalachian State
La	1-	2	Cincinnati
Wa	16-	0	Cincinnati
Wa	4-	1	Cincinnati
Wh	10-	8	George Mason
Wa	3-	1	Liberty
Wh	8-	6	Liberty
La	1-	7	UNC Charlotte
Wh	14-	4	Old Dominion
Lh	12-	13	VMI (10)
Wa	3-	2	Old Dominion
Wh	10-	6	Howard
Wh	12-	2	Howard (6)
Wh	10-	1	Howard
Wa	7-	3	Tennessee
Lh	6-	8	UNC Charlotte
La	2-	3	VCU (12)
Wa	8-	3	Virginia
Wn21	8-	4	Virginia
Wh	11-	5	Virginia (forfeit)
METRO TOURNAMENT			
Wn12	2-	1	Cincinnati
Ln12	4-	5	Florida State
Ln12	9-	14	So. Mississippi
372-235			

**1988 (40-20)**

<b>VT Opp.</b>			
Wa	21-	4	High Point
Wa	20-	7	High Point
La	2-	8	Coastal Carolina
Wa	8-	3	Coastal Carolina
Wa	10-	4	UNC Wilmington
La	6-	10	UNC Wilmington
Wa	7-	2	UNC Wilmington
La	2-	9	Methodist
La	5-	6	Elon
Wh	10-	3	Louisville
Wh	4-	3	Louisville
Wh	13-	2	Louisville
La	1-	8	George Mason
Wa	17-	3	William & Mary
Wh	8-	6	Ohio
Lh	1-	2	Ohio
Wh	13-	2	Wake Forest
Lh	3-	8	West Virginia
Wh	10-	7	West Virginia
Wh	17-	5	William & Mary
Wa	12-	1	Louisville
Wa	21-	3	Louisville
Wa	9-	7	Louisville
Wh	11-	9	Appalachian State
Wh	11-	8	VCU
Wh	13-	2	South Carolina
Lh	4-	6	South Carolina (8)
Wh	9-	7	South Carolina
Wh	12-	8	Tennessee
La	7-	15	James Madison
Wh	12-	1	Howard
Wh	18-	1	Howard
Wh	12-	10	Howard
Wh	14-	8	Howard
Lh	8-	9	Richmond
La	6-	10	South Carolina
La	0-	7	South Carolina
La	1-	10	South Carolina
Wa	11-	8	Virginia
Wh	9-	4	George Mason
Wa	6-	4	Cincinnati
La	2-	8	Cincinnati
La	1-	2	Cincinnati (10)
Wh	26-	2	Liberty
Wh	14-	1	Liberty
Wh	12-	1	East Tenn. State (7)
Wh	25-	3	UNC Charlotte
Wh	9-	1	Cincinnati
Wh	16-	9	Cincinnati
Lh	3-	5	Cincinnati
La	6-	7	VCU (10)
Wa	10-	5	Richmond
Wn22	2-	1	New York Tech (7)
Wa	4-	2	Old Dominion (7)
Ln22	1-	4	New Orleans
Wh	19-	12	James Madison
Wh	18-	8	Old Dominion
METRO TOURNAMENT			
Wn4	8-	1	Cincinnati
La	6-	9	Florida State
Ln4	1-	6	Memphis State
567-327			


**1989 (35-22)**

<b>VT Opp.</b>			
Wa	5-	2	Furman
La	3-	5	Furman
Wa	3-	1	Louisville
Wa	10-	5	Louisville
La	6-	7	Louisville
La	2-	14	Fresno State
Wn23	9-	7	Missouri
Wn23	10-	7	Liberty
Ln23	1-	6	Washington State
Wn23	8-	6	U.S. International
Wn23	6-	3	Kansas State
Wh	7-	2	George Mason
Wh	9-	1	Cincinnati
Wh	6-	2	Cincinnati
Wh	11-	4	Cincinnati
Wh	8-	4	East Tenn. State
Lh	4-	6	Liberty (10)
La	2-	3	Radford (11)
Wa	7-	1	Old Dominion
Wh	38-	9	Howard
Wh	8-	5	Howard
Lh	4-	5	Howard
Wh	7-	4	Howard
Wa	3-	1	West Virginia
Wa	12-	6	West Virginia
Wa	8-	1	East Tenn. State
Wa	2-	1	Memphis State
La	6-	7	Memphis State
La	1-	2	Memphis State
Wh	20-	8	VMI
Wa	3-	2	Appalachian State
La	10-	11	Appalachian State
Wh	19-	1	William & Mary

Wh	10-	5	South Carolina
Wh	6-	3	South Carolina
Wh	4-	0	South Carolina
Wh	7-	3	Radford
Lh	1-	5	Richmond
Lh	4-	9	VCU
Lh	9-	10	Virginia (10)
Wa	7-	5	Florida State
La	8-	14	Florida State
La	4-	8	Florida State
Wa	21-	7	William & Mary
Ln21	2-	6	Virginia
La	3-	9	VCU
Wa	9-	3	George Mason
La	6-	10	James Madison
Wh	20-	19	Old Dominion (10)
Lh	1-	2	UNC Charlotte
Lh	3-	10	So. Mississippi
Wh	12-	3	So. Mississippi
Wh	4-	1	So. Mississippi
METRO TOURNAMENT			
Wn12	8-	0	Cincinnati
Ln12	4-	7	So. Mississippi
Wa12	8-	4	South Carolina
Ln12	2-	8	Florida State
421-300			

**1990 (36-22)**

<b>VT Opp.</b>			
La	2-	6	Liberty
Wh	14-	5	Maryland
Wa	16-	6	George Washington
Wa	6-	5	VCU (10)
Lh	2-	3	East Tenn. State
Wh	9-	2	VMI



*Greg Margheim won 20 games and pitched over 270 innings during his last three seasons (1988-90).*

Wa	19-	5	East Tenn. State
La	4-	7	Tulane
La	5-	7	Tulane
Wa	7-	1	Tulane
La	1-	9	S.E. Louisiana
Wh	5-	1	VCU
Wh	5-	4	Appalachian State
Lh	2-	9	Appalachian State
Wh	14-	3	Radford
Wh	9-	8	Western Carolina
La	6-	18	Western Carolina
Wa	21-	6	Tennessee
Wh	7-	2	Howard
Wh	9-	2	Howard (5)
Wh	23-	4	Howard
Wh	17-	5	Howard (7)
Wh	12-	2	West Virginia
Wh	9-	8	West Virginia
Wh	11-	4	Richmond
Wh	9-	8	Memphis State
Wh	9-	6	Memphis State
Wh	4-	0	Memphis State
Wh	5-	4	Liberty (14)
Wh	6-	2	William & Mary
Wn21	8-	1	Virginia
Wa	10-	3	Richmond
Wa	8-	5	South Carolina
La	0-	6	South Carolina
Wa	8-	3	South Carolina (12)
Wa	15-	8	Radford
La	3-	4	Old Dominion
La	13-	14	Virginia
Wh	5-	0	Louisville (5)
Wh	8-	5	Louisville
Wh	13-	3	Louisville
La	1-	5	James Madison
Lh	3-	13	Old Dominion
Wh	14-	7	Virginia
La	4-	5	UNC Charlotte (12)
Wn20	10-	1	UNC Charlotte
Ln24	2-	4	Duke
Ln25	4-	6	Florida State
Lh	1-	5	Florida State
Lh	14-	25	Florida State
La	0-	5	So. Mississippi
La	1-	2	So. Mississippi
La	3-	7	So. Mississippi
METRO TOURNAMENT			
Wn26	6-	4	Memphis State
Ln26	3-	11	Florida State
Wn26	2-	1	South Carolina
Wn26	3-	2	Cincinnati
Ln26	5-	12	Florida State
435-319			

**1991 (24-30)**

<b>VT Opp.</b>			
La	0-	1	UNC Charlotte
Wh	7-	2	George Mason
La	3-	9	William & Mary
Wh	11-	1	Western Carolina
Wh	15-	10	Western Carolina
Wh	9-	7	Howard
Wh	13-	0	Howard
Wh	7-	4	Howard
Ln23	7-	10	Cal State Northridge
Ln23	3-	6	Creighton
Ln23	3-	4	North Carolina
Wa	4-	0	Fresno State
Wn23	4-	2	Indiana State
Ln23	1-	11	North Carolina
Wh	9-	4	UNC Charlotte
Lh	3-	5	VCU
Wh	14-	11	Cincinnati
Wh	14-	6	Cincinnati
Wh	16-	12	Cincinnati
Lh	1-	6	James Madison (5)
Lh	7-	10	Appalachian State
Wa	17-	5	Louisville
La	1-	6	Louisville
La	3-	13	Louisville
Lh	10-	13	Richmond
Wa	7-	6	Virginia
La	9-	10	Appalachian State
La	12-	15	Memphis State
La	4-	5	Memphis State
Ln21	2-	5	Virginia
Lh	5-	6	Old Dominion
Wh	4-	3	South Carolina
Lh	4-	13	South Carolina
Wh	6-	5	South Carolina

# THE HARTMAN YEARS

Wa 12- 3 VMI  
 Wh 11- 5 Virginia  
 Wn25 20- 5 Radford  
 Wh 5- 1 Tulane  
 Wh 3- 1 Tulane  
 Wh 18- 12 Tulane  
 Lh 6- 8 Liberty  
 Wh 16- 1 VMI  
 La 3- 5 VCU  
 La 2- 6 George Mason  
 Wa 10- 9 Richmond  
 La 4- 9 Old Dominion  
 La 2- 3 Florida State  
 La 1- 4 Florida State  
 La 1- 11 Florida State  
 Ln24 4- 11 So. Mississippi  
 Lh 3- 9 So. Mississippi  
 Lh 0- 4 So. Mississippi  
**METRO TOURNAMENT**  
 Ln25 1- 17 South Carolina  
 Ln25 4- 10 Cincinnati  
 362-360

## 1992 (34-17-1)

**VT Opp.**  
 Wa 11- 6 UNC Wilmington  
 Wa 14- 3 UNC Greensboro  
 Wa 12- 6 UNC Greensboro  
 Wh 16- 5 VMI  
 Wh 14- 2 Western Carolina  
 Th 5- 5 Western Carolina (11)  
 Wh 3- 2 Howard  
 Wh 8- 2 Howard  
 Wh 20- 4 Howard  
 Wn5 12- 4 Detroit Mercy  
 Wa5 10- 7 Georgia Southern  
 Ln5 0- 7 Detroit Mercy (5)  
 Wn5 6- 1 Detroit Mercy  
 Wa5 9- 6 Georgia Southern  
 Ln5 7- 10 UNC Greensboro  
 Wn5 12- 3 UNC Greensboro  
 Wa 10- 1 Western Carolina  
 Wh 5- 3 Kent  
 Wh 5- 4 Kent  
 Wh 9- 3 William & Mary  
 Wh 18- 10 Tulane  
 Wh 11- 8 Tulane  
 Wh 15- 9 Tulane  
 Wh 11- 3 Appalachian State  
 Wa 8- 4 Appalachian State  
 Lh 11- 12 VCU (8)  
 La 1- 10 George Mason  
 La 3- 4 Virginia

Wh 16- 9 George Mason  
 La 3- 7 South Florida  
 La 4- 5 South Florida  
 La 2- 3 South Florida  
 Wa 10- 7 Old Dominion  
 Wn25 12- 3 Virginia  
 Lh 5- 10 James Madison  
 Wa 16- 1 UNC Charlotte  
 La 2- 3 UNC Charlotte  
 Wa 14- 10 UNC Charlotte  
 Wh 6- 4 Virginia  
 La 2- 11 James Madison  
 Lh 6- 25 Louisville  
 Wh 10- 9 Louisville  
 Wh 18- 3 Louisville  
 Wh 11- 4 Liberty  
 Wa 4- 0 VCU  
 La 1- 7 Richmond  
 La 7- 14 So. Mississippi  
 La 3- 4 So. Mississippi  
 Wa 13- 6 So. Mississippi  
**METRO TOURNAMENT**  
 Wn27 9- 4 UNC Charlotte  
 Ln27 5- 10 Louisville  
 Ln27 3- 10 So. Mississippi  
 448-313

## 1993 (34-15)

**VT Opp.**  
 Wa 13- 12 Old Dominion  
 Wh 9- 2 Holy Cross  
 Wh 14- 2 East Carolina  
 Wh 6- 5 East Carolina (10)  
 Wa 5- 3 College of Charleston  
 La 0- 3 Charleston Southern  
 Wa 6- 5 South Carolina  
 La 2- 13 South Carolina (8)  
 Wh 7- 5 UNC Greensboro  
 Wh 12- 0 Howard  
 Wh 10- 2 Howard  
 Wh 7- 2 Howard (5)  
 Wa 8- 5 VCU  
 Wa 3- 2 VCU (8)  
 Wa 7- 2 VCU  
 Wa 9- 4 Richmond  
 Wa 12- 8 Western Carolina  
 Lh 2- 9 George Mason  
 Wa 9- 7 George Mason  
 Wa 7- 3 West Virginia  
 La 1- 10 West Virginia  
 Wh 6- 1 Virginia  
 Wh 8- 5 Western Carolina  
 La 5- 7 Tulane

La 4- 5 Tulane (7)  
 La 5- 10 Tulane  
 Wa 10- 5 Appalachian State  
 La 2- 6 Virginia  
 Wh 9- 3 Marshall  
 Wh 5- 2 UNC Charlotte  
 Lh 8- 10 UNC Charlotte  
 Wh 16- 4 UNC Charlotte  
 Wa 10- 2 James Madison  
 Ln24 2- 4 N.C. State  
 Wa 6- 0 VMI  
 Wa 33- 6 Louisville  
 Wa 9- 8 Louisville  
 Wh 6- 5 Liberty (10)  
 La 1- 5 Liberty  
 Wh 5- 3 Richmond  
 Wh 6- 5 South Florida  
 Wh 3- 2 South Florida  
 Wh 8- 7 South Florida  
 Wh 9- 5 James Madison  
 Lh 4- 6 So. Mississippi  
 Wh 12- 7 So. Mississippi  
 Lh 1- 2 So. Mississippi  
**METRO TOURNAMENT**  
 La 2- 6 VCU  
 Ln28 2- 4 Tulane  
 346-239

## 1994 (32-26)

**VT Opp.**  
 La 6- 7 UNC Wilmington (12)  
 La 12- 13 UNC Wilmington  
 La 3- 7 East Carolina  
 La 3- 9 East Carolina  
 Wn18 10- 9 Purdue  
 La 3- 6 Stetson  
 Wn18 5- 4 Evansville  
 Wn18 12- 7 Purdue  
 Ln18 4- 12 Pittsburgh  
 Wn18 6- 4 Evansville  
 Wn18 7- 4 Pittsburgh  
 La 5- 9 Stetson  
 Wh 17- 12 Richmond  
 Wh 5- 4 Marshall  
 La 3- 7 Marshall  
 Lh 6- 17 Tulane  
 Wh 5- 0 Tulane  
 Wh 7- 4 Tulane  
 Lh 4- 5 Appalachian State  
 Wh 17- 4 Liberty  
 La 5- 8 UNC Charlotte  
 La 2- 18 UNC Charlotte  
 La 4- 5 Richmond  
 Lh 7- 16 VCU  
 Wh 6- 4 VCU  
 Lh 3- 4 VCU  
 Lh 6- 7 Old Dominion  
 Wh 6- 5 Old Dominion  
 La 4- 12 James Madison  
 Wh 5- 0 Howard  
 Wh 10- 2 Howard  
 Wh 17- 1 Howard  
 Wa 7- 6 Appalachian State (10)  
 Wh 15- 4 Louisville  
 Wh 25- 4 Louisville  
 Wh 14- 8 Louisville  
 Wh 14- 13 James Madison (10)  
 Wh 5- 3 Virginia  
 Wh 11- 10 Virginia  
 La 2- 12 South Florida  
 La 2- 10 South Florida  
 Wa 9- 8 South Florida  
 Wh 5- 2 West Virginia  
 Wn19 5- 3 West Virginia  
 Wa 14- 5 George Mason  
 Lh 9- 10 George Mason  
 Wa 8- 4 VCU  
 Ln25 10- 11 Richmond  
 La 4- 12 So. Mississippi  
 Wa 1- 0 So. Mississippi  
 La 4- 5 So. Mississippi  
**METRO TOURNAMENT**  
 Wn29 2- 0 South Florida  
 Wn29 6- 4 So. Mississippi  
 Wn29 4- 1 UNC Charlotte  
 Ln29 3- 6 Tulane  
 Wn29 5- 3 Tulane  
**NCAA REGIONAL**  
 Ln6 0- 7 Auburn  
 Ln6 3- 4 Citadel  
 402-381

## 1995 (34-24)

**VT Opp.**  
 Wh 6- 5 Radford  
 Wh 11- 4 North Carolina A&T  
 Ln16 3- 10 George Mason  
 La 1- 3 UNC Wilmington  
 Wn16 10- 4 East Carolina  
 Lh 2- 10 George Mason  
 Wh 14- 0 Holy Cross  
 Wn23 7- 3 Wyoming  
 Ln23 0- 5 Gonzaga  
 Wn23 10- 5 Nevada  
 Ln23 3- 4 Portland  
 Wa 8- 0 Fresno State  
 Ln23 9- 12 Nevada  
 Wn30 4- 3 West Virginia  
 Wa 7- 4 West Virginia  
 Wa 2- 0 West Virginia  
 Wa 9- 5 Marshall  
 Lh 3- 9 UNC Charlotte  
 Wh 10- 7 UNC Charlotte  
 Wh 3- 2 UNC Charlotte (10)  
 Wh 22- 5 Appalachian State  
 La 4- 5 Richmond (11)  
 La 5- 6 James Madison (14)  
 Lh 6- 7 Western Carolina  
 Wh 10- 1 Howard  
 Wh 10- 0 Howard  
 Wh 20- 2 Howard  
 Wh 5- 0 James Madison  
 La 9- 10 Western Carolina  
 La 2- 8 Western Carolina  
 Wh 6- 5 Marshall (11)  
 La 3- 6 Tulane  
 La 4- 5 Tulane  
 Wa 13- 9 Tulane  
 La 7- 8 Radford  
 Wh 13- 7 Richmond  
 La 5- 6 VCU  
 Wa 5- 2 VCU  
 Wa 6- 1 VCU  
 Wa 5- 1 VMI  
 La 7- 8 Virginia  
 Lh 5- 18 South Florida  
 Wh 6- 4 South Florida  
 Lh 4- 5 South Florida  
 Ln11 8- 10 Tennessee  
 Lh 5- 13 Virginia  
 La 6- 7 Louisville  
 Wa 11- 1 Louisville  
 Wa 6- 2 Louisville  
 Wh 6- 3 Liberty  
 Wh 2- 1 UNC Wilmington  
 Wh 6- 5 UNC Wilmington  
 Wh 17- 3 So. Mississippi  
 Wh 9- 3 So. Mississippi  
 Wh 5- 1 So. Mississippi  
**METRO TOURNAMENT**  
 Wn31 3- 2 So. Mississippi  
 Ln31 2- 3 South Florida  
 Ln31 3- 4 Tulane  
 393-282

## 1996 (35-24)

**VT Opp.**  
 Wa 14- 0 VCU  
 La 2- 7 UNC Wilmington  
 Wa 6- 3 UNC Wilmington  
 Lh 1- 2 Howard  
 Wh 13- 4 Howard  
 Wh 5- 2 Howard  
 La 4- 8 Clemson  
 La 2- 6 Clemson  
 La 0- 4 Clemson  
 La 1- 6 Charleston Southern  
 La 3- 7 Citadel  
 Wa 6- 4 Charleston Southern  
 Wa 6- 2 Citadel  
 La 7- 14 Radford  
 Wh 10- 4 Radford  
 La 1- 11 N.C. State  
 La 2- 3 N.C. State  
 Lh 2- 7 N.C. State  
 Wa 14- 5 North Carolina A&T  
 Wh 19- 2 Appalachian State  
 Wh 9- 2 VCU  
 Lh 5- 6 Xavier  
 Wh 5- 2 Xavier  
 Wh 8- 2 Xavier  
 Wh 9- 3 Xavier  
 Wa 6- 5 James Madison



Kevin Kurilla established himself as one of the best defensive shortstops in Tech history during the mid-1990s.



Wh	5-	2	Old Dominion
Wa	8-	6	Liberty
La	3-	4	Dayton
Wa	5-	3	Dayton
Wa	8-	7	Dayton (11)
Wa	7-	6	Dayton
Ln32	3-	8	Radford
La	5-	8	Old Dominion
La	2-	7	Richmond
Wh	15-	7	Duquesne
Wh	4-	3	Duquesne
Wh	7-	4	Duquesne
Wh	8-	5	Duquesne
Ln25	1-	2	Virginia (10)
Lh	8-	9	James Madison
Wa	7-	4	George Mason
La	2-	3	George Washington
Wa	7-	2	George Washington
Wa	3-	0	George Washington
Wa	6-	5	George Washington
Wh	17-	9	West Virginia (8)
Wh	14-	11	West Virginia
La	1-	8	Virginia
Wa	12-	1	La Salle
Wa	14-	3	La Salle
La	2-	3	La Salle
Wa	9-	3	La Salle
Wn11	3-	2	Tennessee
Lh	10-	13	Liberty (11)
ATLANTIC 10 TOURNAMENT			
Wn33	4-	2	Temple
Wn33	4-	1	Massachusetts
Ln33	2-	5	Massachusetts
Ln33	2-	8	Massachusetts
368-285			

1997 (34-28)

VT Opp.			
Wa	10-	0	North Carolina A&T (5)
Wa	6-	5	Campbell (13)
La	2-	7	South Florida
La	1-	2	South Florida
La	1-	13	South Florida
Ln2	4-	9	Michigan
La2	3-	5	Rollins
Ln2	6-	7	Maine
Ln2	2-	11	Michigan
Wa2	20-	9	Rollins
Ln2	2-	9	Maine
Lh	5-	6	Campbell
Wa	17-	5	James Madison
Wh	19-	7	George Mason
La	3-	7	Georgia Tech
La	8-	9	Georgia Tech
La	13-	20	Georgia Tech
Wh	19-	4	Howard
Wh	10-	5	Howard
Wh	4-	3	George Washington
Wh	12-	6	George Washington
Wh	10-	9	George Washington
Wn34	10-	4	Appalachian State
Wh	21-	4	Radford
Wa	11-	2	Radford
Wh	11-	2	Massachusetts
Lh	1-	7	Massachusetts
Lh	2-	4	Massachusetts
Wa	14-	10	Marshall
Wa	12-	5	West Virginia
La	2-	3	West Virginia (10)
La	2-	10	Rhode Island
Wa	16-	5	Rhode Island
Wa	9-	8	Rhode Island
Lh	9-	12	Liberty
Lh	11-	14	Virginia
Wa	9-	3	Liberty
Wa	7-	5	Xavier
La	3-	4	Xavier
La	7-	9	Xavier
Lh	6-	7	James Madison
La	7-	11	VCU
Wa	11-	9	Richmond
Wh	3-	2	Dayton
Wh	9-	4	Dayton
Wh	13-	4	Dayton
Wh	23-	2	North Carolina A&T
Wh	8-	1	Richmond
La	1-	5	Duquesne
La	4-	5	Duquesne
La	6-	12	Duquesne
Ln11	1-	2	Tennessee
Wh	4-	2	VCU
Wh	7-	4	La Salle

Wh	9-	2	La Salle
Wh	17-	4	La Salle
ATLANTIC 10 TOURNAMENT			
Wn33	8-	4	Massachusetts
Wn33	17-	2	Xavier
Wn33	13-	8	Massachusetts
NCAA REGIONAL			
Wn35	3-	2	Southern California
Ln35	6-	12	N.C. State
Ln35	2-	6	Southern California
512-379			

1998 (28-22-2)

VT Opp.			
La36	6-	7	The Citadel (11)
Wn36	19-	8	Georgia Southern
Wn36	10-	9	St. John's
Wa	16-	11	Old Dominion
Wa	2-	1	Campbell
La	3-	13	Campbell
Wh	12-	6	Radford
Wh	6-	2	Liberty
Wh	5-	4	Howard
Wh	16-	3	Howard
Lh	11-	5	West Virginia
Th	3-	3	West Virginia (10)
Tn23	7-	7	Indiana State
Ln23	8-	12	Winthrop
Wn23	13-	9	Bowling Green
Ln23	4-	15	Purdue
Ln23	8-	11	Purdue
Wn23	4-	3	Toledo
La	3-	4	Radford
Wh	7-	5	James Madison
Wh	5-	4	Old Dominion
La	4-	5	Radford
Wh	5-	3	Fordham
Lh	1-	11	Fordham
Lh	8-	9	Fordham
Wa	16-	3	Liberty
Wh	7-	4	Radford
La	5-	9	Marshall
Wa	6-	3	La Salle
Wa	12-	4	La Salle
Wa	15-	1	La Salle
Lh	1-	3	VCU
La	3-	4	Virginia
Lh	3-	12	Xavier
Wh	5-	0	Xavier
Lh	9-	11	Xavier (11)
Wh	10-	5	Virginia
Wa	8-	4	Dayton
Wa	14-	5	Dayton
Wa	11-	2	Dayton
Wh	7-	3	Campbell
Ln25	2-	3	Virginia
Lh	3-	12	Richmond
Wh	19-	8	North Carolina A&T
Wh	6-	0	Duquesne
Lh	5-	8	Duquesne
Wh	17-	7	Duquesne
La	5-	13	VCU
Ln11	3-	11	Tennessee
La	2-	5	James Madison
ATLANTIC 10 TOURNAMENT			
Wn37	7-	6	Massachusetts
Ln37	1-	3	Fordham
382-325			

1999 (42-17-0)

VT Opp.			
La	5-	10	Campbell
Wa	19-	0	High Point
La	2-	4	Wake Forest
La	9-	10	Wake Forest
Wn2	11-	9	Evansville
Ln2	0-	1	Miami (Ohio)
La2	4-	5	Rollins
Wn2	7-	3	Evansville
Wn2	8-	2	Miami (Ohio)
Wa2	8-	0	Rollins
Wh	8-	6	Old Dominion
Wa	9-	4	Radford
La	5-	8	James Madison
Lh	3-	5	Marshall (12)
Wa	13-	1	Marshall
Wa	7-	4	West Virginia
Wa	7-	5	West Virginia
Wh	23-	13	High Point
Lh	4-	9	George Washington
Wh	13-	4	George Washington
Lh	5-	11	George Washington



Pitcher/first baseman Larry Bowles posted 14 home runs and 10 pitching victories in 2000.

Wh	7-	6	Campbell
La	7-	8	VCU
Wh	2-	1	St. Bonaventure
Wh	2-	1	St. Bonaventure
Wh	12-	10	St. Bonaventure
Lh	4-	8	Wake Forest
aW	11-	10	Radford (11)
Lh	11-	16	Hofstra
Wa	8-	2	St. Joseph's
Wa	5-	2	St. Joseph's
Wa	19-	9	St. Joseph's
Wh	17-	7	Radford
Wh	13-	9	Virginia
La	1-	3	Xavier
Wa	4-	1	Xavier
Wa	5-	3	Xavier
Lh	6-	11	Liberty
Wa	11-	7	Virginia
Wa	12-	3	Liberty
Wh	2-	1	Dayton
Wh	5-	0	Dayton
Wh	13-	3	Dayton
Wa	9-	0	Duquesne
Wa	6-	5	Duquesne
Wa	12-	5	Duquesne
Wh	6-	5	VCU (10)
Wa	8-	4	Richmond
Wh	3-	0	La Salle
Wh	7-	6	La Salle
Wh	7-	6	La Salle
ATLANTIC 10 TOURNAMENT			
Wn33	4-	3	Temple
Ln33	6-	13	La Salle
Wn33	9-	4	Massachusetts
Wn33	15-	3	La Salle
Wn33	20-	6	La Salle
NCAA REGIONAL			
Ln3	3-	5	Richmond
Wn3	11-	5	Siena
Ln3	8-	11	Richmond
481-316			


2000 (34-25-2)

VT Opp.			
Ln36	5-	11	St. John's
Wn36	5-	3	Tennessee
Wn36	12-	2	West Virginia
Wa	8-	1	High Point
La	7-	11	Wake Forest
La	0-	13	Wake Forest
Wh	5-	3	West Virginia
Wh	6-	5	West Virginia
Wh	12-	1	Ohio
Lh	15-	19	Ohio
Wa	6-	4	Campbell
Th	11-	11	High Point (9)
Lh	11-	13	Radford
Wa	4-	2	UNC Wilmington
La	1-	7	UNC Wilmington
La	2-	3	Old Dominion
La	3-	15	Old Dominion

Ta	6-	6	George Mason (9)
Lh	3-	8	Kent
Wh	8-	2	Kent
Wh	4-	3	Kent
Wa	3-	2	at Radford
Lh	1-	7	James Madison
Wa	5-	2	George Washington
La	1-	7	George Washington
Wa	7-	6	George Washington
Lh	8-	11	Liberty
Wa	7-	3	Virginia
Wh	5-	4	Radford
Wh	19-	2	Rhode Island
Wh	7-	2	Rhode Island
Wh	12-	0	Rhode Island
Wa	8-	7	Richmond
Wa	7-	6	Massachusetts
La	11-	15	Massachusetts
Wa	13-	0	Massachusetts
Lh	0-	5	VCU
Lh	3-	10	Wake Forest
Wh	9-	3	Xavier
Wh	5-	0	Xavier
Wh	6-	1	Xavier (6)
Wh	7-	6	Virginia (10)
La	10-	11	James Madison
La	1-	6	Dayton
Wa	6-	2	Dayton
La	2-	3	Dayton
LnL20	6-	7	Radford
Wh	5-	4	Duquesne
Lh	1-	8	Duquesne
Wh	7-	6	Duquesne
Ln25	4-	5	Virginia
La	8-	9	Liberty
Lh	9-	19	Campbell
Wa	8-	0	La Salle
Wa	10-	7	La Salle
Wa	11-	8	La Salle
ATLANTIC 10 TOURNAMENT			
Wn33	4-	3	Massachusetts
Wn33	8-	1	George Washington
Wn33	9-	6	Massachusetts
NCAA REGIONAL			
Ln39	3-	8	Southern Cal
Ln39	6-	8	Cal State Fullerton
396-363			

2001 (29-28-1)

VT Opp.			
Wa	5-	4	Campbell
La	3-	10	Campbell
La	1-	11	Liberty
La	1-	3	Wake Forest
Wh	5-	2	Old Dominion
Wh	6-	5	Old Dominion
Wn2	7-	0	Long Island
Ln2	5-	8	Rollins
Ln2	9-	10	Central Michigan
Wn2	11-	0	Long Island
La2	3-	5	Rollins
Ln2	5-	6	Central Michigan (11)
Wh	5-	4	Richmond
Wa	18-	0	Radford
Lh	7-	10	High Point
Wh	10-	4	Boston College
Wh	4-	3	Boston College
Wh	13-	5	Boston College
Lh	1-	2	St. John's
Wh	19-	6	St. John's
Wh	3-	2	Notre Dame
Wh	9-	8	Notre Dame
La	2-	3	VCU (11)
La	0-	7	Richmond
La	2-	3	Connecticut (8)
Wa	3-	2	Connecticut
La	6-	7	Connecticut
Wh	7-	3	VMI
Wh	8-	2	Villanova
Lh	3-	8	Villanova
Lh	9-	10	Villanova
Lh	9-	18	Wake Forest
La	4-	7	Virginia
La	3-	11	Rutgers
Wa	14-	7	Rutgers
La	1-	13	Seton Hall
Ta	7-	7	Seton Hall (12)
Wa	5-	4	High Point (10)
Lh	3-	9	Virginia
Wa	14-	4	West Virginia



Jason Bush finished his Tech career (1999-02) with a record 31 pitching victories.

La	5-	6	West Virginia
La	5-	7	West Virginia
Ln11	4-	7	Tennessee
Wa	5-	4	Radford (12)
Wh	14-	5	Georgetown
Wh	10-	6	Georgetown
Wh	7-	3	Georgetown
Wn25	6-	1	Virginia
Wh	8-	5	Liberty
Wn20	5-	2	Radford
Lh	3-	7	VCU
La	1-	4	Pittsburgh
La	1-	4	Pittsburgh
Wa	5-	3	Pittsburgh

BIG EAST TOURNAMENT

Wn40	4-	3	Notre Dame
Ln40	0-	5	Seton Hall
Wn40	5-	2	Notre Dame
Ln40	2-	5	Seton Hall

340-312

**2002 (33-26-0)**

**VT Opp.**

Wn36	5-	1	Western Carolina
Wn36	12-	3	The Citadel
Ln36	1-	2	Old Dominion
Wh	6-	5	Western Michigan
Lh	8-	10	Western Michigan (7)
Wh	12-	7	Western Michigan (8)
Wa	7-	5	Charlotte
Lh	7-	8	UNC Wilmington
Lh	4-	11	UNC Wilmington
La	0-	8	VCU
La	5-	14	Richmond
Wh	9-	5	Lemoine
Lh	10-	15	Lemoine (11)
La	4-	8	James Madison
Lh	7-	10	Pittsburgh
Lh	2-	5	Pittsburgh
Wh	8-	5	Pittsburgh
Wh	2-	1	Rutgers
Wh	17-	8	Rutgers
Lh	2-	4	Seton Hall
Wh	9-	7	Seton Hall
Wa	7-	1	Radford
Wh	8-	2	Charlotte
Lh	12-	26	James Madison
Wa	3-	0	Villanova
Wa	2-	0	Villanova
Wa	10-	9	Villanova (10)
Lh	10-	16	Virginia
La	1-	2	Notre Dame (11)

La	2-	4	Notre Dame
La	1-	2	St. John's
Wa	8-	5	St. John's
Wh	11-	1	Radford
La	5-	6	Wake Forest
Wn25	8-	2	Virginia
Wa	7-	6	Georgetown (9)
Wa	10-	5	Georgetown
Wa	35-	4	Georgetown
Wn11	8-	5	East Tenn. State
Lh	3-	10	Wake Forest
Lh	6-	8	Liberty
La	6-	7	Liberty
La	7-	8	Virginia (10)
Wh	7-	5	VMI
Wh	6-	3	Connecticut
Wh	7-	1	Connecticut
Wh	12-	4	Connecticut
Lh	14-	19	Richmond
La	1-	8	Boston College
Wa	15-	8	Boston College
La	0-	2	Boston College
Wh	13-	6	High Point
Wh	3-	2	VCU
Wh	6-	0	West Virginia
Wh	14-	6	West Virginia
Wh	12-	8	West Virginia

BIG EAST TOURNAMENT

Wn40	2-	1	Boston College
Ln40	4-	8	Notre Dame
Ln40	2-	6	Rutgers

425-358

**2003 (34-23-0)**

**VT Opp.**

Wa	6-	4	Campbell
La	0-	6	Campbell
Wa	6-	2	High Point
Wa	4-	0	High Point
Wa	5-	4	Charleston Southern
Wa	8-	6	Charleston Southern
Lh	6-	7	Kent State
Lh	3-	5	Kent State
Wh	16-	5	Kent State
Lh	1-	3	James Madison
Lh	5-	7	High Point
Lh	3-	5	Cornell
Wh	3-	1	Cornell
Wh	8-	2	Cornell
Wh	12-	4	East Tenn. State
Wa	5-	3	James Madison
Wa	19-	7	Morehead State
Wa	18-	5	Morehead State
Lh	3-	4	Ohio

NEUTRAL SITES

1	Greensboro, N.C.	14	Minneapolis, Minn.	28	Richmond, Va.
2	Winter Park, Fla.	15	Nashville, Tenn.	29	Louisville, Ky.
3	Camp Lejeune, N.C.	16	Wilmington, N.C.	30	Charleston, W. Va.
4	Tallahassee, Fla.	17	Front Royal, Va.	31	Charlotte, N.C.
5	Statesboro, Ga.	18	DeLand, Fla.	32	Danville, Va.
6	Clemson, S.C.	19	Bluefield, Va.	33	Boyetown, Pa.
7	Chapel Hill, N.C.	20	Pulaski, Va.	34	Granite Falls, N.C.
8	Gastonia, N.C.	21	Madison, Va.	35	Tuscaloosa, Ala.
9	Bristol, Va.	22	Norfolk, Va.	36	Charleston, S.C.
10	Elizabethton, Tenn.	23	Fresno, Calif.	37	Philadelphia, Pa.
11	Kingsport, Tenn.	24	Martinsville, Va.	38	Winston-Salem, N.C.
12	Columbia, S.C.	25	Salem, Va.	39	Fullerton, Calif.
13	Covington, Va.	26	Hattiesburg, Miss.	40	Bridgewater, N.J.
		27	New Orleans, La.		

Wa	8-	1	Richmond
La	0-	2	Seton Hall
Wa	5-	1	Seton Hall
Wa	3-	0	Seton Hall
Wa	14-	0	Liberty
Wh	20-	1	Georgetown
Wh	18-	2	Georgetown
Wh	4-	0	Villanova
Wh	7-	5	Villanova
Lh	1-	3	Boston College
Wh	12-	3	Boston College
Wh	8-	7	Boston College (12)
Wh	6-	4	VMI
Wh	5-	3	Virginia
La	5-	15	West Virginia
La	1-	3	West Virginia
Wa	6-	1	Connecticut
Wa	7-	3	Connecticut
Wa	5-	1	Radford
Ln25	7-	10	Virginia
La	2-	10	Rutgers
La	2-	6	Rutgers
La	5-	10	Rutgers
Ln11	4-	5	East Tenn. State
Wh	3-	1	St. John's
Wh	7-	3	St. John's
Wh	7-	4	St. John's
Lh	12-	15	Richmond
Wh	9-	0	Radford
Wa	4-	3	Pittsburgh

La	13-	14	Pittsburgh
La	16-	17	Pittsburgh
Wh	22-	7	Campbell
Lh	5-	12	VCU
Lh	4-	12	Notre Dame
Wh	11-	5	Notre Dame
Ln40	0-	6	Rutgers
Ln40	0-	10	West Virginia


399-285

**2004 (29-27-0)**

**VT Opp.**

La	2-	15	Stetson
Wn18	4-	3	South Florida
Ln18	0-	2	Oklahoma State
Wh	4-	0	Liberty
Lh	2-	4	George Mason
Wh	12-	7	Morehead State
Wh	11-	7	Morehead State
Wa	4-	2	UNC-Wilmington
La	6-	9	UNC-Wilmington
Wh	4-	3	Towson
Wh	13-	6	Towson
Wh	8-	5	Towson
La	2-	15	Wake Forest
Wh	3-	2	Duquesne (10)
Wh	3-	0	Duquesne
Lh	15-	17	Duquesne
Wa	5-	1	VCU
Wa	13-	7	Richmond
Lh	0-	3	Pittsburgh
Lh	4-	5	Pittsburgh
Lh	11-	12	Pittsburgh
La	2-	6	Liberty
La	2-	3	St. John's
La	5-	9	St. John's
La	0-	2	St. John's
Wa	10-	5	James Madison
La	3-	4	Georgetown
Wa	16-	3	Georgetown
Wa	2-	1	Villanova
Wa	18-	1	Villanova
Wh	1-	0	Seton Hall
Wh	8-	7	Seton Hall
Wh	6-	0	Seton Hall
La	2-	5	Radford
La	10-	21	Virginia
Wh	20-	1	West Virginia
Lh	2-	8	West Virginia
Wh	11-	2	Connecticut
Wh	10-	0	Connecticut
Ln11	7-	11	East Tenn State
Wh	8-	0	VMI
Wh	5-	3	Rutgers
Lh	10-	11	Rutgers
Lh	3-	10	Rutgers
Wa	6-	1	Ohio
Lh	8-	10	Richmond
Wh	4-	3	Radford
Wh	1-	0	Campbell
La	2-	3	Boston College
La	0-	3	Boston College
La	3-	4	Boston College
Lh	2-	3	VCU
Wa	9-	7	East Tennessee
La	0-	9	Notre Dame
Wa	11-	10	Notre Dame
La	1-	2	Notre Dame

334-293



Catcher Wyatt Toregas drove in 150 runs during his three seasons with the Hokies.



# INDIVIDUAL BATTING



Brad Bauder was 8-for-8 with 14 RBIs in a 2002 game at Georgetown.



George Canale (l) and Billy Plante hold Tech records for runs batted in.

**MOST GAMES PLAYED:**

Season: 67 by Brian Henderson, 1985  
 Career: 230 by John West, 1999-02  
 Spencer Harris, 2000-03

**MOST AT BATS:**

Game: 9 by Wyatt Toregas vs. Georgetown, 4/21/02  
 Season: 254 by Tim Buheller, 1985  
 Career: 887 by Addison Bowman, 1998-01

**MOST RUNS SCORED:**

Game: 7 by Doug Basse vs. Howard, 5/4/86  
 Fred Hatfield vs. Louisville, 4/24/93  
 Brad Bauder vs. Georgetown, 4/21/02  
 Season: 82 by Brian Rupe, 1982  
 Tim Buheller, 1985  
 Career: 267 by Tim Buheller, 1983-86

**MOST HITS:**

Game: 8 by Brad Bauder vs. Georgetown, 4/21/02  
 Season: 92 by Tim Buheller, 1985  
 Shaun Sullivan, 1985  
 Career: 303 by Addison Bowman, 1998-01

**MOST DOUBLES:**

Game: 3 shared by many,  
 including Budgie Clark three times in 1984  
 (most recent: Wyatt Toregas vs. Georgetown, 4/21/02)  
 Season: 25 by Casey Waller, 1989  
 Career: 66 by Addison Bowman, 1998-01

**MOST TRIPLES:**

Game: 2 shared by nine players  
 (most recent: Matt Kalish vs. Morehead St., 3/23/03)  
 Season: 9 by Kevin Barker, 1996  
 Career: 17 by Kevin Barker, 1994-96

**MOST HOME RUNS:**

Game: 4 by Doug Basse vs. Howard, 5/4/86  
 Brad Bauder vs. Georgetown, 4/21/02  
 Season: 29 by Franklin Stubbs, 1981  
 George Canale, 1986  
 Career: 76 by George Canale, 1984-86

**MOST TOTAL BASES:**

Game: 23 by Brad Bauder vs. Georgetown, 4/21/02  
 Season: 186 by Franklin Stubbs, 1981  
 Career: 502 by George Canale, 1984-86

**MOST RUNS BATTED IN:**

Game: 14 by Brad Bauder vs. Georgetown, 4/21/02  
 Season: 88 by Billy Plante, 1985  
 Career: 227 by George Canale, 1984-86

**HIGHEST BATTING AVERAGE:**

Season: .516 by John Van Arnhem, 1971  
 Career: .436 by John Van Arnhem, 1971-72 (2 seasons)  
 .374 by Trey McCoy, 1986-88 (3 seasons)  
 .361 by Jim Stewart, 1979-82 (4 seasons)

**HIGHEST SLUGGING AVERAGE:**

Season: .969 by Franklin Stubbs, 1981  
 Career: .835 by Trey McCoy, 1986-88

**LONGEST HITTING STREAK:**

32 games by Tim Buheller, 1985

**MOST BASES ON BALLS:**

Game: 5 by Wayne Taylor vs. Michigan St., 3/24/64  
 Season: 59 by Franklin Stubbs, 1981  
 Matt Griswold, 1999  
 Career: 170 by Tim Buheller, 1983-86

**MOST STOLEN BASES:**

Game: 4 by Tim Buheller vs. James Madison, 4/9/86  
 Chris Stanton vs. Morehead St., 3/23/03  
 Season: 40 by Tim Buheller, 1985  
 Career: 140 by Tim Buheller, 1983-86

**MOST STRIKEOUTS:**

Game: 5 by Randy Martin vs. Radford, 3/18/98  
 Season: 80 by Shaun Thomas, 1990  
 Career: 189 by Randy Martin, 1996-99



Addison Bowman



Doug Basse

# INDIVIDUAL PITCHING

**MOST APPEARANCES:**

Season: 31 by Charlie Gillian, 1996  
 Anthony Miller, 2001  
 Career: 98 by Anthony Miller, 1998-01

**MOST STARTS:**

Season: 18 by Brian Fitzgerald, 1994  
 Career: 59 by Brian Fitzgerald, 1993-96

**MOST APPEARANCES IN RELIEF:**

Season: 31 by Charlie Gillian, 1996  
 Anthony Miller, 2001  
 Career: 95 by Anthony Miller, 1998-01

**MOST COMPLETE GAMES:**

Season: 12 by Mike Williams, 1989  
 Career: 22 by Mike Williams, 1988-90

**MOST INNINGS PITCHED:**

Season: 130 by Brad Clontz, 1992  
 Career: 387.1 by Brian Fitzgerald, 1993-96

**LOWEST EARNED RUN AVERAGE:**

Season: 0.49 by Sam Jenkins, 1962  
 Career: 1.91 by Berky Cundiff, 1970-73 (starter)  
 Career: 1.62 by Charlie Gillian, 1993-96 (reliever, min. 90 innings)

**BEST WON-LOST PERCENTAGE:**

Season: 1.000 by Rick Knapp (10-0), 1982  
 Career: .952 by Rick Knapp (20-1), 1982-83 (2 seasons)  
 .794 by Joe Saunders (27-7), 2000-02 (3 seasons)  
 .800 by Rodney Brooks (20-5), 1983-87 (4 seasons)

**MOST STRIKEOUTS:**

Game: 18 by Lance Rhoads vs. Utica, 3/23/84  
 Season: 119 by Bean Stringfellow, 1985  
 Career: 323 by Jon Hand, 1995-98


**MOST BASES ON BALLS:**

Season: 65 by Les Jennette, 1991  
 Career: 160 by Greg Margheim, 1987-90

**MOST WINS:**

Season: 12 by Brad Clontz, 1992  
 Career: 31 by Jason Bush, 1999-02

*Mike Williams finished what he started for the Hokies.*



Charlie Gillian

Brian Fitzgerald is the Hokies' top winning left-hander with 28 career wins.

## STAFF ERA

2.32 by 1969 staff  
 2.38 by 1971 staff  
 2.57 by 1970 staff  
 2.58 by 1972 staff  
 2.59 by 1962 staff  
 2.62 by 1977 staff  
 2.73 by 1968 staff

**MOST SHUTOUTS:**

Season: 5 by Ray Perkins, 1982  
 Career: 9 by Berky Cundiff, 1970-73

**MOST SAVES:**

Season: 14 by Charlie Gillian, 1996  
 Matt Dalton, 2003  
 Career: 34 by Charlie Gillian, 1994-96

**MOST PICKOFFS:**

Game: 5 by Greg Margheim vs. Liberty, 3/1/90  
 Season: 19 by Pat Pinkman, 1999  
 Career: 48 by Pat Pinkman, 1998-02

## BEST ERA'S

(Minimum of 35 Innings Pitched)

0.49 by Sam Jenkins (37 2/3 inn.), 1962  
 0.76 by Matt Dalton (35.2 inn.), 2003  
 1.16 by Eddy Oates (64 2/3 inn.), 1969  
 1.21 by Doug Horton (52 inn.), 1970  
 1.35 by Dean Powell (40 inn.), 1977  
 1.42 by Wayne Groseclose (57 inn.), 1968  
 1.45 by Charlie Gillian (37 1/3 inn.), 1995  
 1.45 by Dave Kuhn (43 1/3 inn.), 1957  
 1.46 by Steve Pittman (68 inn.), 1969  
 1.51 by Jimmy Graves (77 1/3 inn.), 1960  
 1.53 by Charlie Gillian (35 1/3 inn.), 1994  
 1.54 by Johnny Foster (35 inn.), 1971  
 1.62 by Berky Cundiff (61 inn.), 1970  
 1.62 by Ron Shockley (49 2/3 inn.), 1969  
 1.82 by Berky Cundiff (64 1/3 inn.), 1973  
 1.90 by Steve Pittman (66 1/3 inn.), 1968  
 1.97 by Lee Melear (68 2/3 inn.), 1963  
 1.98 by Berky Cundiff (59 inn.), 1972  
 1.99 by Jerry Watkins (54 1/3 inn.), 1973



Sam Jenkins



Berky Cundiff



# INDIVIDUAL FIELDING

**MOST CHANCES:**

Game: 19 by Harold Williams (1b) vs. Oklahoma, 3/26/78  
 David Fitt (1b) vs. Fresno St., 3/17/95;  
 JMU 3/30/95  
 Season: 637 by David Fitt (1b), 1995  
 Career: 1741 by David Fitt (1b/2b), 1993-96

**MOST PUTOUTS:**

Game: 19 by Harold Williams vs. Oklahoma, 3/26/78  
 David Fitt vs. James Madison, 3/30/95  
 Season: 585 by David Fitt, 1995  
 Career: 1595 by David Fitt (1b/2b), 1993-96

**MOST ASSISTS:**

Game: 10 by Rick Wade (3b) vs. Marshall, 4/28/76  
 Mike Terhune (2b) vs. Fresno State, 3/17/95  
 Season: 196 by Brian Henderson (ss), 1985  
 Career: 647 by Spencer Harris (ss), 2000-03

**MOST ERRORS:**

Game: 5 by Jimmy Foit vs. Liberty Baptist, 4/10/80  
 Season: 34 by Addison Bowman (ss), 1999  
 Career: 92 by Addison Bowman (3b/ss/lf), 1998-01

**MOST PUTOUTS BY POSITION:**

**Catcher:**

Game: 18 by Chuck Boyle vs. Utica College, 3/23/84  
 Season: 391 by Chuck Boyle, 1985  
 Career: 1046 by Barry Gauch, 1996-99

**First Baseman:**

Game: 19 by Harold Williams vs. Oklahoma, 3/26/78  
 David Fitt vs. James Madison, 3/30/95  
 Season: 585 by David Fitt, 1995  
 Career: 1576 by David Fitt, 1993-96


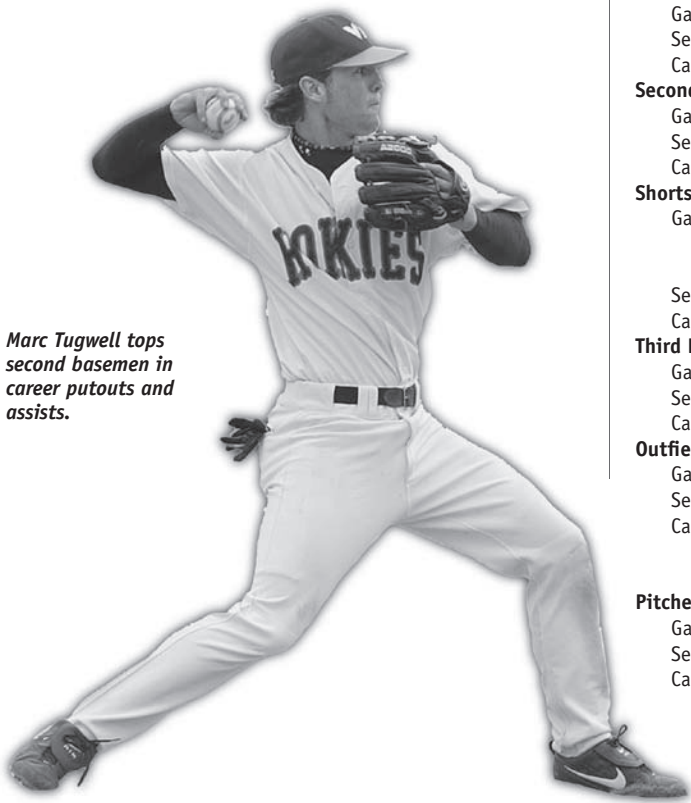
**Second Baseman:**

Game: 8 by Jay Phillips vs. Cincinnati, 4/9/82  
 Justin Dobson vs. Southern Miss, 5/8/92  
 Randy Martin vs. Virginia, 4/22/98  
 Season: 156 by Len Wentz, 1989  
 Career: 456 by Marc Tugwell, 2000-03

**Shortstop:**

Game: 6 by several players  
 Season: 112 by Brian Henderson, 1985  
 Career: 324 by Spencer Harris, 2000-03

*Marc Tugwell tops second basemen in career putouts and assists.*



*Shortstop Spencer Harris holds the Tech mark for career assists.*

**Third Baseman:**

Game: 6 by Rick Wade vs. Connecticut, 3/10/76  
 Season: 67 by Casey Waller, 1988  
 Career: 151 by Casey Waller, 1987-89

**Outfielder:**

Game: 10 by Popeye Smith vs. James Madison, 4/19/93  
 Season: 170 by Matt Griswold, 1999  
 Career: 507 by Brad Bauder, 2000-03

**Pitcher:**

Game: 3 by several players  
 Season: 13 by Pat Pinkman, 1999  
 Career: 34 by Jon Hand, 1995-98

**MOST ASSISTS BY POSITION:**

**Catcher:**

Game: 6 by Joe Vieni vs. Bluefield St., 3/20/87  
 Season: 52 by Barry Gauch, 1997  
 Career: 152 by Barry Gauch, 1996-99

**First Baseman:**

Game: 5 by John West vs. Radford, 3/9/00  
 Season: 44 by David Fitt, 1995  
 Career: 107 by David Fitt, 1993-96

**Second Baseman:**

Game: 10 by Mike Terhune vs. Fresno State, 3/17/95  
 Season: 169 by Mike Terhune, 1995  
 Career: 572 by Marc Tugwell, 2000-03

**Shortstop:**

Game: 9 by Brian Henderson vs. Florida St., 5/10/85  
 Josh Haggas vs. Cincinnati, 5/16/91  
 Spencer Harris vs. Villanova, 4/7/02  
 Season: 196 by Brian Henderson, 1985  
 Career: 647 by Spencer Harris, 2000-03

**Third Baseman:**

Game: 10 by Rick Wade vs. Marshall, 4/28/76  
 Season: 155 by Bo Durkac, 1995  
 Career: 390 by Bo Durkac, 1993-95

**Outfielder:**

Game: 2 by several players  
 Season: 9 by Alan El-Amin, 1988  
 Career: 17 by Sandy Hill, 1974-77  
 Tim Buheller, 1983-86  
 Brad Bauder, 2000-03

**Pitcher:**

Game: 8 by Mike Arrington vs. UNC, 4/17/72  
 Season: 40 by Mike Williams, 1990  
 Career: 90 by Mike Williams, 1988-90  
 Pat Pinkman, 1998-02



*David Fitt*



*Brian Henderson*

# TEAM SEASON RECORDS

**SCHEDULE:**

- Most games played: 67 by 1985 team
- Most games won: 50 by 1982 & 1985 teams
- Most games lost: 30 by 1991 team
- Most games won in a row: 31 by 1977 team
- Most games lost in a row: 10 by 1939 team
- Most games won at home: 31 by 1981 team
- Most games won on road: 18 by 1985 & 1986 teams
- Most games won at neutral sites: 10 by 1994 team

**BATTING:**

- Most at bats: 2277 by 1985 team
- Most runs scored: 610 by 1985 team
- Most hits: 740 by 1985 team
- Most doubles: 126 by 1988 team
- Most triples: 25 by 1994 team
- Most home runs: 140 by 1988 team
- Most runs batted in: 547 by 1985 team
- Most total bases: 1264 by 1985 team
- Highest batting average: .350 by 1981 team
- Highest slugging average: .608 by 1988 team
- Most sacrifice bunts: 36 by 1992 team
- Most sacrifice flies: 41 by 1982 team
- Most hit by pitch: 66 by 2002 team

**BASE RUNNING:**

- Most bases on balls: 341 by 1982 team
- Most stolen bases: 169 by 1981 team

**FIELDING:**

- Most putouts: 1618 by 1985 team
- Most assists: 712 by 1995 team
- Most errors: 139 by 1997 team
- Fewest errors: 34 by 1970 team
- Best fielding average: .968 by 1995 team
- Most double plays: 66 by 2000 team

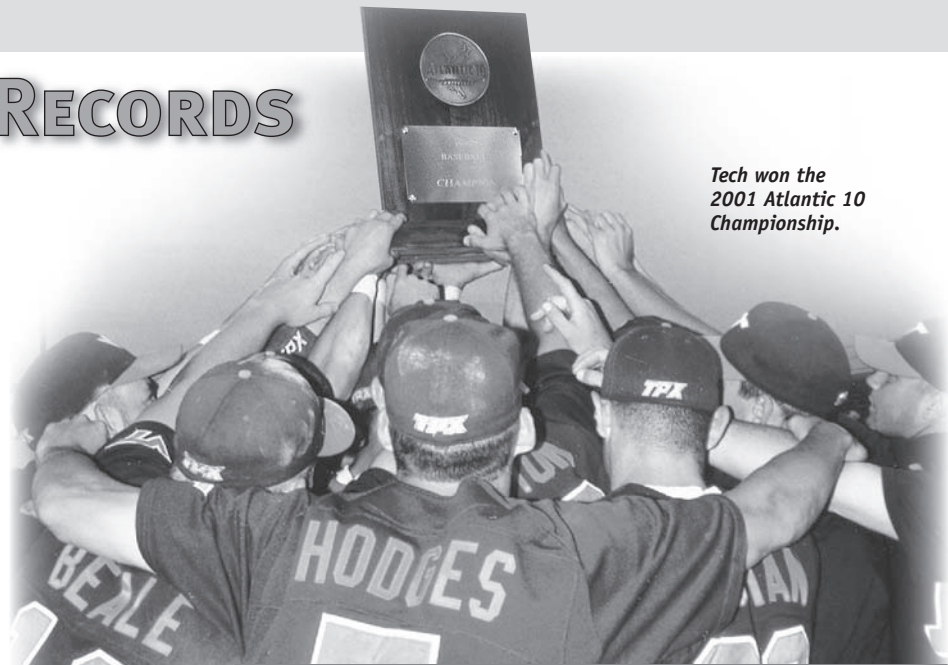
**PITCHING:**

- Most innings pitched: 539.1 by 1985 staff
- Most complete games: 34 by 1983 staff
- Most strikeouts: 461 by 1988 staff
- Most strikeouts per nine innings: 8.6 by 1988 staff
- Most bases on balls: 303 by 1985 staff
- Fewest bases on balls per game: 2.76 by 1995 staff
- Most hits allowed: 633 by 2000 staff
- Fewest hits per game: 6.2 by 1970 staff
- Most runs allowed: 408 by 1986 staff
- Fewest runs per game: 2.95 by 1954 staff
- Most home runs allowed: 82 by 1986 staff
- Lowest earned run average: 2.32 by 1969 staff
- Most saves: 17 by 1996 staff
- Most shutouts: 8 by 1978 staff
- Most wild pitches: 68 by 1986 staff
- Most hit batsmen: 47 by 1997 staff
- Most pickoffs: 35 by 1990 staff

# GAME BATTING RECORDS

- Most at bats: 65 vs. Georgetown, 4/21/02
- Most runs scored: 38 vs. Howard, 3/31/89
- Most runs in one inning: 17 vs. Howard, 3/31/89
- Most hits: 37 vs. Georgetown, 4/21/02
- Most doubles: 10 vs. North Carolina A&T, 4/24/98
- Most triples: 4 vs. Richmond, 4/20/63
- Most home runs: 10 vs. Howard 5/4/86; Liberty, 4/25/88
- Most runs batted in: 35 vs. Georgetown, 4/21/02
- Most total bases: 68 vs. Georgetown, 4/21/02
- Most stolen bases: 10 vs. St. Louis, 4/2/81
- Most strikeouts: 17 vs. West Virginia, 5/9/64; Clemson, 3/10/96; West Virginia, 4/24/96; Richmond, 5/29/99
- Most bases on balls: 17 vs. George Washington, 5/24/76; Howard, 4/1/90
- Most batters hit by pitches: 7 vs. Duquesne, 4/26/98

*Tech won the 2001 Atlantic 10 Championship.*



## TEAM MARKS

Year	Record	R	HR	BAvg.	SB	ERA	CG
1960	10- 9	143	18	.280	29	3.40	10
1961	9- 15	116	4	.242	25	6.08	12
1962	11- 6	77	3	.225	23	2.59	14
1963	14- 7	118	11	.269	24	2.75	11
1964	12- 10	114	8	.256	21	3.40	13
1965	10- 13	114	10	.264	16	3.89	8
1966	10- 6	93	8	.256	20	4.43	8
1967	14- 10	115	13	.231	24	3.30	10
1968	17- 9	143	18	.274	29	2.73	17
1969	27- 7	221	16	.280	39	2.32	20
1970	15- 11	100	10	.246	30	2.57	11
1971	16- 10	159	16	.299	34	2.38	11
1972	15- 11	121	10	.252	49	2.58	14
1973	15- 10	119	15	.275	9	3.53	10
1974	15- 15	165	18	.266	43	3.87	10
1975	26- 10	241	35	.302	60	3.32	21
1976	33- 9	326	31	.292	99	3.88	15
1977	34- 9	259	38	.259	90	2.62	19
1978	27- 17	278	64	.290	73	4.32	24
1979	28- 14	257	30	.284	104	4.03	15
1980	30- 18	355	48	.294	138	5.83	20
1981	48- 9	583	99	.350	169	4.40	28
1982	50- 9	555	107	.330	165	3.65	26
1983	34- 14	353	62	.310	90	4.74	34
1984	41- 17	475	89	.304	92	3.80	18
1985	50- 16-1	610	125	.325	128	4.94	17
1986	38- 21	533	111	.319	92	6.28	13
1987	32- 16-1	372	78	.317	38	4.17	10
1988	40- 20	567	140	.326	52	4.63	16
1989	35- 22	421	53	.308	96	4.55	18
1990	36- 22	435	39	.292	106	4.42	16
1991	24- 30	362	24	.294	80	5.53	13
1992	34- 17-1	448	52	.339	70	5.10	16
1993	34- 15	346	55	.298	41	4.27	9
1994	32- 26	402	50	.285	63	5.77	5
1995	34- 24	393	73	.285	42	4.10	11
1996	35- 24	368	54	.278	58	4.45	12
1997	34- 28	512	80	.322	79	4.95	15
1998	28- 22-2	382	47	.305	64	5.42	14
1999	42- 17-0	481	74	.320	96	4.91	22
2000	34- 25-2	396	51	.291	69	5.49	14
2001	29- 28-1	340	39	.301	55	4.83	11
2002	33- 26-0	425	55	.312	69	5.42	10
2003	34- 23-0	399	45	.296	70	4.50	1
2004	29- 27-0	334	24	.291	80	4.62	12



# THE TOP FIVE: (1947-2004)

## AT BATS

### Season

- 1-Tim Buheller (1985) 254
- 2-Shaun Sullivan (1985) 247
- 3-George Canale (1985) 245
- 4-Brian Henderson (1985) 244
- 5-Billy Plante (1985) 243

### Career

- 1-Addison Bowman (1998-01) 887
- 2-Brad Bauder (2000-03) 852
- 3-Tim Buheller (1983-86) 837
- 4-Marc Tugwell (2000-03) 812
- 5-John West (1999-02) 808

## RUNS

### Season

- 1-Brian Rupe (1982) 82  
Tim Buheller (1985) 82
- 3-Franklin Stubbs (1981) 80
- 4-George Canale (1986) 76  
Doug Basse (1986) 76

### Career

- 1-Tim Buheller (1983-86) 267
- 2-Brian Rupe (1979-82) 225
- 3-Len Wentz (1987-90) 211
- 4-Jim Stewart (1979-82) 201
- 5-George Canale (1984-86) 199

## HITS

### Season

- 1-Tim Buheller (1985) 92  
Shaun Sullivan (1985) 92
- 3-Marc Tugwell (2003) 90
- 4-Jim Stewart (1982) 88  
Chad Foutz (1997) 88

### Career

- 1-Addison Bowman (1998-01) 303
- 2-Tim Buheller (1983-86) 275
- 3-Marc Tugwell (2000-03) 273
- 4-Brad Bauder (2000-03) 266
- 5-John West (1999-02) 262

## DOUBLES

### Season

- 1-Casey Waller (1989) 25
- 2-Bo Durkac (1994) 24
- 3-Bo Durkac (1995) 23
- 4-Alan El-Amin (1988) 22
- 5-Jay Phillips (1982) 21  
Brad Bauder (2002) 21

### Career

- 1-Addison Bowman (1998-01) 66
- 2-Bo Durkac (1993-95) 60
- 3-Shaun Sullivan (1982-85) 57
- 4-Marc Tugwell (2000-03) 54
- 5-Les Jennette (1989-92) 53

## TRIPLES

### Season

- 1-Kevin Barker (1996) 9
- 2-Shaun Thomas (1990) 7
- 3-Kevin Barker (1995) 6  
Chris Stanton (2003) 6
- 5-Franklin Stubbs (1980) 5  
Jim Stewart (1981) 5  
Tim Buheller (1986) 5  
David Dallas (1990) 5  
Bo Durkac (1994) 5  
Austin Rappé (1996) 5  
Randy Martin (1997) 5

### Career

- 1-Kevin Barker (1994-96) 17
- 2-David Dallas (1989-92) 14
- 3-Franklin Stubbs (1980-82) 11  
Tim Buheller (1983-86) 11  
Chris Hutchison (1999-02) 11

## HOME RUNS

### Season

- 1-Franklin Stubbs (1981) 29  
George Canale (1986) 29
- 3-Billy Plante (1985) 27
- 4-George Canale (1985) 26
- 5-Trey McCoy (1986) 24  
Trey McCoy (1988) 24

### Career

- 1-George Canale (1984-86) 76
- 2-Trey McCoy (1986-88) 69
- 3-Billy Plante (1981-85) 60
- 4-Franklin Stubbs (1980-82) 59
- 5-Mike Conte (1986-89) 43

## TOTAL BASES

### Season

- 1-Franklin Stubbs (1981) 186
- 2-George Canale (1986) 185
- 3-Billy Plante (1985) 178
- 4-George Canale (1985) 177
- 5-Trey McCoy (1988) 170

### Career

- 1-George Canale (1984-86) 502
- 2-Trey McCoy (1986-88) 476
- 3-Addison Bowman (1998-01) 467
- 4-Brad Bauder (2000-03) 462
- 5-Matt Griswold (1996-99) 441

## RUNS BATTED IN

### Season

- 1-Billy Plante (1985) 88
- 2-Franklin Stubbs (1981) 83
- 3-Jim Stewart (1981) 82
- 4-Shaun Sullivan (1985) 80
- 5-George Canale (1985) 79

### Career

- 1-George Canale (1984-86) 227
- 2-Trey McCoy (1986-88) 214
- 3-Matt Griswold (1996-99) 203
- 4-Les Jennette (1989-92) 197
- 5-Franklin Stubbs (1980-82) 196

## STOLEN BASES

### Season

- 1-Tim Buheller (1985) 40
- 2-Tim Buheller (1984) 35
- 3-Franklin Stubbs (1981) 34
- 4-**Chris Stanton (2004) 34**
- 5-Tim Buheller (1983) 33

### Career

- 1-Tim Buheller (1983-86) 140
- 2-Brian Rupe (1979-82) 96
- 3-David Dallas (1989-92) 86
- 4-Jay Phillips (1979-82) 82
- 5-Franklin Stubbs (1980-82) 78



*Speedy outfielder Tim Buheller still leads Tech in all-time stolen bases and runs scored.*

## PITCHING VICTORIES

### Season

- 1-Brad Clontz (1992) 12
- 2-Paul Levy (1981) 11  
Ray Perkins (1982) 11  
Brad DuVall (1988) 11  
Mike Williams (1989) 11  
Mike Williams (1990) 11  
Jason Bush (1999) 11

### Career

- 1-Jason Bush (1999-02) 31
- 2-Brian Fitzgerald (1993-96) 28
- 3-Todd Trickey (1981-84) 27  
Joe Saunders (2000-02) 27
- 5-Mike Williams (1988-90) 26

## INNINGS PITCHED

### Season

- 1-Brad Clontz (1992) 130
- 2-Mike Williams (1990) 122
- 3-Pat Pinkman (1999) 118.2
- 4-Mike Williams (1989) 118
- 5-Brian Fitzgerald (1995) 117.1

### Career

- 1-Brian Fitzgerald (1993-96) 387.1
- 2-Jason Bush (1999-02) 377.1
- 3-Jon Hand (1995-98) 376.2
- 4-Joe Saunders (1999-02) 315
- 5-Mike Williams (1988-90) 298.1

## STRIKEOUTS

### Season

- 1-Bean Stringfellow (1985) 119
- 2-Brad Clontz (1992) 115
- 3-Denny Wagner (1997) 110
- 4-Larry Bowles (1999) 106
- 5-Joe Saunders (2002) 102

### Career

- 1-Jon Hand (1995-98) 323
- 2-Brian Fitzgerald (1993-96) 271
- 3-Bean Stringfellow (1982-85) 266
- 4-Joe Saunders (2000-02) 255
- 5-Jason Bush (1999-02) 248

# YEAR-BY-YEAR LEADERS: (1954-2004)

## AT BATS

Year	Name, Pos.	At Bats
1954	Howie Wright, c	93
1955	Billy Anderson, 3b	90
1956	Leo Burke, cf	88
	Dave Kuhn, p	88
1957	Jimmy Steele, 2b	84
1958	Cecil Maynor, 1b	81
1959	Travis Poole, of	73
	Jimmy Graves, of-p	73
1960	Dickie Snead, cf	79
1961	B.J. Quesenberry, 1b	81
1962	Eddie Hite, 2b	60
1963	Dee Dalrymple, ss	88
1964	Tom Green, of	78
1965	Bob Dickerson, 3b	93
1966	Johnny Oates, c	56
1967	Dick Shroy, of	85
1968	Bobby Settle, 2b	82
1969	Bob Elwell, cf	125
1970	Eddy Oates, 1b-p	84
	Wayne Javins, ss	84
	George Shorter, c	84
1971	John Van Arnhem, c	95
1972	Mike Dixon, of	89
1973	Vince Carbaugh, 2b	95
1974	Vince Carbaugh, 2b	122
1975	Gene Fornash, 2b	135
1976	Scott Atkins, ss	174
1977	Dennis Duff, lf	146
1978	Dennis Duff, lf	157
1979	Harold Williams, 1b	163
1980	Brian Rupe, lf	183
1981	Jim Stewart, 3b	217
1982	Brian Rupe, cf	228
1983	Budgie Clark, 2b	175
1984	George Canale, 1b	217
1985	Tim Buheller, cf	*254
1986	Tim Buheller, cf	233

1987	Brian Henderson, ss	191
1988	Randy Berlin, dh	226
1989	Mike Conte, cf	233
1990	Shaun Thomas, cf	228
1991	J.R. Hawkins, dh	187
1992	Steve Render, lf	200
1993	J.R. Hawkins, rf	184
1994	Bo Durkac, 3b	227
1995	Mike Terhune, 2b	238
1996	Josh Herman, c	215
1997	Chad Foutz, 3b	239
1998	Addison Bowman, 3b	205
1999	Barry Gauch, c	227
	Addison Bowman, ss	227
2000	Addison Bowman, lf-3b	235
2001	Addison Bowman, 3b	220
2002	Marc Tugwell, 2b	231
2003	Marc Tugwell, 2b	226
2004	Chris Stanton, 3b	224

## RUNS

Year	Name, Pos.	Runs
1954	Howie Wright, c	23
1955	Howie Wright, c	24
1956	Welford Lucy, 1b-of	20
1957	Dave Kuhn, p	18
1958	Jimmy Steele, 2b	25
1959	Dickie Snead, cf	21
1960	Harold Honeycutt, c	24
1961	Eddie Hite, 2b	17
1962	Eddie Hite, 2b	10
1963	Dave Blake, rf	16
1964	Sonny Rice, of	17
1965	Bob Dickerson, 3b	18
1966	Bob Kramer, 2b	16
1967	Jerry Vinson, ss	17
1968	Bob Elwell, cf	18
1969	Wayne Javins, 3b	30
1970	Steve Rosson, cf	16

1971	Rick Harris, of-p	18
1972	Vince Carbaugh, 2b	19
1973	Mike Dixon, of	21
1974	David Halstead, of	21
	Vince Carbaugh, 2b	21
1975	Gene Fornash, 2b	32
1976	Paul Adams, dh	46
1977	Dennis Duff, lf	41
1978	Dennis Duff, lf	39
1979	Harold Williams, 1b	38
1980	Brian Rupe, lf	50
1981	Franklin Stubbs, 1b	80
1982	Brian Rupe, cf	*82
1983	Eric Helgeson, of	45
1984	Tim Buheller, cf	69
1985	Tim Buheller, cf	*82
1986	George Canale, 1b	76
1986	Doug Basse, lf	76
1987	Trey McCoy, lf	53
1988	Len Wentz, 2b	73
1989	Craig Blum, ss	66
1990	David Dallas, 2b-ss	56
1991	David Dallas, ss	51
1992	David Dallas, 2b	58
1993	Dee Dalton, ss	49
1994	Bo Durkac, 3b	57
1995	Bo Durkac, 3b	54
1996	Kevin Barker, cf	63
1997	Barry Gauch, c	58
1998	Eric Shiftlett, lf	49
1999	Matt Griswold, of	67
2000	Addison Bowman, lf-3b	49
2001	Chris Hutchison, rf	47
2002	Brad Bauder, cf	55
2003	Marc Tugwell, 2b	64
2004	Chris Stanton, 3b	49

## HITS

Year	Name, Pos.	Hits
1954	Howie Wright, c	34
1955	Howie Wright, c	26
1956	Leo Burke, cf	28
1957	Bobby Wolfenden, p-of	24
1958	Dave Kuhn, p	29
1959	Dickie Snead, of	27
1960	Travis Poole, of	25
1961	Dave Blake, c	25
1962	Eddie Hite, 2b	18
1963	Tom Green, of	32
	Dave Blake, rf	32
1964	DeMoss Price, 3b	22
1965	Bob Dickerson, 3b	27
1966	Johnny Oates, c	23
1967	Johnny Oates, c	25
1968	Jim Dean, 1b	30
1969	Dean Hahn, p-of	44
1970	Wayne Javins, ss	30
1971	John Van Arnhem, c	49
1972	Gene Fornash, ss	29
1973	Gene Fornash, ss	32
1974	Vince Carbaugh, 2b	36
1975	Gene Fornash, 2b	48
1976	Scott Atkins, ss	53
1977	Dennis Duff, lf	49
1978	Andy Aldrich, dh	48
	Dennis Duff, lf	48
1979	Harold Williams, 1b	49
1980	Jim Stewart, rf	60
1981	Brian Rupe, cf	84
1982	Jim Stewart, 3b	88
1983	Budgie Clark, 2b	63
1984	Budgie Clark, 2b	75
1985	Tim Buheller, cf	*92
	Shaun Sullivan, rf	*92
1986	Doug Basse, lf	82

1987	Trey McCoy, lf	67
1988	Randy Berlin, dh	86
1989	Craig Blum, ss	85
1990	Len Wentz, 3b	77
1991	David Dallas, ss	66
1992	Steve Render, lf	72
1993	Bo Durkac, 3b	77
1994	Bo Durkac, 3b	75
1995	Mike Terhune, 2b	76
1996	Kevin Barker, cf	73
1997	Chad Foutz, 3b	88
1998	Addison Bowman, 3b	71
1999	Barry Gauch, c	85
2000	Addison Bowman, lf-3b	78
2001	John West, 1b	75
2002	John West, 3b	82
2003	Marc Tugwell, 2b	90
2004	Chris Stanton, 3b	69


## DOUBLES

Year	Name, Pos.	Doubles
1954	Jimmy Clarke, 2b	4
1955	Bobby Scruggs, ss	9
1956	Cecil Maynor, 1b-of	6
1957	Jimmy Steele, 2b	5
	John Sapon, c	5
	Jimmy Seay, ss	5
1958	Dave Kuhn, p	10
1959	Al Sebest, 3b-c	6
1960	Jimmy Graves, p-rf	5
1961	Eddie Hite, 2b	5
1962	Eddie Hite, 2b	2
	Dee Dalrymple, ss	2
	Wayne Hanks, 1b	2
1963	Dave Blake, rf	5
1964	Tom Green, of	4
	Sonny Rice, of	4
	M.H. Herndon, inf-p	4
1965	Tommy Black, ss	6
1966	Tom Childress, 3b	3
1967	Bob Elwell, of	7
1968	Jerry Vinson, ss	7
1969	Wayne Javins, 3b	9
	Dean Hahn, p-of	9
1970	Wayne Javins, ss	12
1971	John Van Arnhem, c	7
	Wayne Javins, 3b-ss	7
1972	Mike Dixon, of	6
1973	Paul Allen, 1b	6
1974	Gene Fornash, ss	8
1975	David Halstead, of-p	11
1976	Paul Adams, dh	12
	Wayne Shelton, c	12
	Lewis Dillon, 1b	12
1977	Steve Dodd, rf	9
1978	Dennis Duff, lf	10
1979	Andy Aldrich, dh	13
1980	Jay Phillips, 3b	12
1981	Jimmy Foit, ss	18
1982	Jay Phillips, 2b	21
1983	Shaun Sullivan, cf	11
	Budgie Clark, 2b	11
	Billy Plante, of-3b	11
1984	Budgie Clark, 2b	17
1985	Shaun Sullivan, rf	17
1986	Doug Basse, lf	19
1987	Trey McCoy, lf	16
1988	Alan El-Amin, rf	22
1989	Casey Waller, 3b	*25
1990	Len Wentz, 3b	20
1991	J.R. Hawkins, dh	14
1992	Les Jennette, 1b	18
1993	J.R. Hawkins, rf	15
1994	Bo Durkac, 3b	24
1995	Bo Durkac, 3b	23



Shaun Sullivan had a school record 92 hits in 1985.





Trey McCoy hit over 20 home runs in three consecutive seasons (1986-88).

1996	Josh Herman, c	20
1997	Eric Shiflett, lf	16
1998	Matt Griswold, rf	18
	Addison Bowman, 3b	18
1999	Addison Bowman, ss	18
2000	Addison Bowman, lf-3b	14
	Jed English, dh-c	14
2001	Addison Bowman, 3b	16
2002	Brad Bauder, cf	21
2003	Marc Tugwell, 2b	17
2004	Wyatt Toregas, c	14

**TRIPLES**

Year	Name, Pos.	Triples
1954	Leo Burke, cf	3
1955	Jimmy Clarke, 2b	4
1956	Gerald Williams, p	2
1957	Dave Kuhn, p	2
1958	Dave Kuhn, p	2
1959	Dickie Snead, of	4
1960	Harold Honeycutt, c	2
	Lee Reynolds, inf	2
1961	Dave Blake, rf	2
1962	Eddie Hite, 2b	3
1963	Dave Blake, rf	2
	Larry Lawson, c	2
	Aster Sizemore, 3b	2
1964	John Whitesell, p	3
1965	Bob Kramer, 2b	2
1966	Johnny Oates, c	4
1967	Dick Shroy, of	1
	Jim Dean, 1b	1
1968	Jim Dean, 1b	2
	Dean Hahn, p-of	2
1969	Ron Shockley, p	2
1970	Mike Dixon, of	1
	Jimmy Jefferson, of	1
	Phil Eggborn, rf	1
1971	seven players with 1 each	
1972	Daryl McMurtry, inf-c	2

1973	Gene Fornash, ss	2
	Mike Arrington, p	2
1974	David Halstead, of	4
1975	Lewis Dillon, 1b	4
1976	Paul Adams, dh	4
1977	Dennis Duff, lf	4
1978	Andy Aldrich, dh	4
1979	Harold Williams, 1b	2
	Brian Rupe, cf	2
1980	Franklin Stubbs, 1b	5
1981	Jim Stewart, 3b	5
1982	Jimmy Foit, ss	3
	Wayne King, dh	3
1983	seven players with 1 each	
1984	Tim Buheller, cf	2
1985	George Canale, 1b	4
1986	Tim Buheller, cf	5
1987	Brian Henderson, ss	2
1988	Len Wentz, 2b	3
1989	Len Wentz, 2b	4
	Mike Conte, cf	4
1990	Shaun Thomas, cf	7
1991	David Dallas, ss	5
1992	Jay Honse, 1b	4
1993	Dee Dalton, ss	3
1994	Bo Durkac, 3b	5
1995	Kevin Barker, cf	6
1996	Kevin Barker, cf	9
1997	Randy Martin, 2b	5
1998	Chad Foutz, 3b-ss	2
1999	Larry Bowles, 1b-p	3
	Barry Gauch, c	3
	Chris Hutchison, of	3
2000	Brad Bauder, of	3
	Spencer Harris, ss	3
	Chris Hutchison, rf	3
2001	John West, 1b	4
2002	Wyatt Toregas, c-rf	4
2003	Chris Stanton, 3b	6
2004	Sheldon Adams, of	3


**HOME RUNS**

Year	Name, Pos.	Home Runs
1954	Howie Wright, c	5
1955	Leo Burke, cf	2
	Welford Lucy, 1b	2
	Dave Kuhn, p	2
1956	Leo Burke, cf	3
1957	Bobby Wolfenden, p	2
	John Sapon, c	2
1958	Bob McCoy, 1b	2
	John Brannon, p	2
1959	Dickie Snead, of	3
	Jimmy Graves, of-p	3
1960	Travis Poole, of	4
1961	Don Coleman, p-rf	3
1962	Lee Melear, p	1
	Don Coleman, p-rf	1
	Sam Jenkins, p	1
1963	Larry Lawson, c	5
1964	Henry Webb, 1b	2
	Eddie Broce, 2b	2
1965	Henry Webb, 1b	2
	Wade Walsh, c	2
	Hank Gordon, c-of	2
1966	Johnny Oates, c	3
1967	Johnny Oates, c	4
1968	Dean Hahn, p	5
1969	Wayne Javins, 3b	3
	George Shorter, c	3
1970	Ken Weatherman, 3b	3
1971	John Van Arnhem, c	7
	Wayne Javins, 3b-ss	7
1972	John Van Arnhem, c	3
1973	five players with 2 each	
1974	David Halstead, of	6
1975	Paul Adams, dh	9
1976	Paul Adams, dh	10
1977	Wayne Shelton, c	10
1978	Dennis Duff, lf	15
1979	Harold Williams, 1b	7
	Dave Richardson, rf	7
1980	Franklin Stubbs, 1b	13
1981	Franklin Stubbs, 1b	*29
1982	Jim Stewart, 3b	18
	Brian Rupe, cf	18
1983	Budgie Clark, 2b	11
1984	Billy Plante, 3b	23
1985	Billy Plante, 3b	27
1986	George Canale, 1b	*29
1987	Trey McCoy, lf	21
1988	Trey McCoy, lf	24
1989	Mike Conte, cf	14
1990	Rod Emmons, rf	8
	Len Wentz, 3b	8
	Les Jennette, 1b	8
1991	J.R. Hawkins, dh	5
1992	Les Jennette, 1b	12
1993	Dee Dalton, ss	14
1994	David Fitt, 1b	11
1995	Bo Durkac, 3b	13
1996	Kevin Barker, cf	20
1997	Barry Gauch, c	14
1998	Matt Griswold, rf	9
	Barry Gauch, c	9
1999	Larry Bowles, 1b-p	14
2000	Addison Bowman, lf-3b	10
2001	Addison Bowman, 3b	7
	John West, 1b	7
2002	Brad Bauder, cf	14
2003	Brad Bauder, cf	11
2004	Sean O'Brien, 1b	6

**RUNS BATTED IN**

Year	Name, Pos.	RBI's
1954	Howie Wright, c	17
1955	Leo Burke, cf	21
1956	Leo Burke, cf	19
1957	Ray Struder, 3b	11
1958	Bob McCoy, 1b	19

1959	Dickie Snead, of	25
1960	Lee Reynolds, inf	22
1961	Lee Melear, p-1b	14
	Malcolm Cook, inf-p	14
1962	Don Coleman, p-of	10
1963	Dave Blake, rf	14
	Larry Lawson, c	14
1964	DeMoss Price, 3b	10
	Sonny Rice, of	10
1965	M.H. Herndon, of	13
1966	Johnny Oates, c	18
1967	Johnny Oates, c	16
	Dick Shroy, of	16
1968	Jim Dean, 1b	25
1969	Dean Hahn, p-of	27
	Bob Elwell, cf	27
1970	Wayne Javins, ss	15
1971	John Van Arnhem, c	34
1972	Gene Fornash, ss	14
1973	Gene Fornash, ss	14
1974	David Halstead, of	27
1975	Gene Fornash, 2b	29
1976	Paul Adams, dh	55
1977	Wayne Shelton, c	42
1978	Dennis Duff, lf	44
1979	Harold Williams, 1b	31
1980	Franklin Stubbs, 1b	49
1981	Franklin Stubbs, 1b	83
1982	Jim Stewart, 3b	68
1983	Budgie Clark, 2b	59
1984	George Canale, 1b	77
1985	Billy Plante, 3b	*88
1986	Trey McCoy, 3b	79
1987	Trey McCoy, lf	66
1988	Trey McCoy, lf	69
1989	Mike Conte, cf	60
1990	Les Jennette, 1b	55
1991	J.R. Hawkins, dh	36
1992	Les Jennette, 1b	73
1993	J.R. Hawkins, rf	46
1994	Bo Durkac, 3b	63
1995	Kevin Barker, cf	44
1996	Kevin Barker, cf	62
1997	Barry Gauch, c	70
1998	Matt Griswold, rf	65



Bo Durkac had 47 doubles over two seasons.

# YEAR-BY-YEAR LEADERS: (1954-2004)

1999	Barry Gauch, c.....	61
2000	Addison Bowman, lf-3b.....	49
2001	Addison Bowman, 3b.....	48
2002	Brad Bauder, cf.....	60
2003	Wyatt Toregas, c.....	60
2004	Sean O'Brien, 1b.....	45

## STOLEN BASES

Year	Name, Pos.	SBs
1954	Howie Wright, c.....	20
1955	Howie Wright, c.....	15
1956	Jimmy Steele, 2b.....	5
1957	Jimmy Steele, 2b.....	8
1958	Jimmy Steele, 3b.....	8
	Dave Kuhn, p.....	8
1959	Jimmy Steele, 2b.....	10
1960	Lee Reynolds, inf.....	6
1961	Eddie Hite, 2b.....	12
1962	Eddie Hite, 2b.....	8
1963	Dave Blake, rf.....	10
1964	Bob Dickerson, 3b.....	6
1965	Bob Dickerson, 3b.....	6
1966	Bob Kramer, 2b.....	5
1967	Dean Hahn, p-of.....	4
	Jerry Vinson, ss.....	4
	Bobby Settle, inf.....	4
1968	Eddy Oates, 1b-p.....	6
1969	Bobby Settle, 2b.....	9
1970	Johnny Foster, p-1b.....	4
1971	Vince Carbaugh, 2b.....	6
1972	Mike Dixon, of.....	9
1973	Tony Varboncoeur, 3b.....	5
1974	Tom Acree, lf.....	7
1975	Tony Varboncoeur, 3b.....	13
1976	Rick Wade, 3b.....	28
1977	Rick Wade, 3b.....	21
	Dan Griel, 2b.....	21
1978	Scott Atkins, ss.....	14
1979	Brian Rupe, cf.....	22
1980	Jay Phillips, 3b.....	24
	Jim Stewart, rf.....	24
1981	Franklin Stubbs, 1b.....	34
1982	Brian Rupe, cf.....	30
1983	Tim Buheller, of.....	33
1984	Tim Buheller, cf.....	35
1985	Tim Buheller, cf.....	*40
1986	Tim Buheller, cf.....	32
1987	Brian Henderson, ss.....	9
1988	Randy Berlin, dh.....	16
1989	Mike Conte, cf.....	20
1990	David Dallas, 2b-ss.....	29
1991	David Dallas, ss.....	27
1992	David Dallas, 2b.....	23
1993	Popeye Smith, cf.....	9
1994	Popeye Smith, cf.....	14
1995	Mike Terhune, 2b.....	10
1996	David Fitt, 1b.....	17
1997	Randy Martin, 2b.....	18
1998	Randy Martin, 2b.....	16
1999	Randy Martin, 2b.....	31
2000	Gray Hodges, cf.....	13
2001	Spencer Harris, ss.....	10
2002	John West, 3b.....	12
	Marc Tugwell, 2b.....	12
	Chris Stanton, lf.....	12
2003	Chris Stanton, 3b.....	23
2004	Chris Stanton, 3b.....	34



Bean Stringfellow



Brad Clontz



David Dallas was the Hokies' top base runner in the early 1990s.

1957	Dave Kuhn (R).....	4
1958	four pitchers with 2 each	
1959	John Brannon (R).....	5
1960	Jimmy Graves (R).....	6
1961	Lee Melear (L).....	5
1962	Lee Melear (L).....	5
1963	Lee Melear (L).....	5
	Sam Jenkins (L).....	5
1964	John Whitesell (R).....	6
1965	Rick Alander (R).....	5
1966	John Whitesell (R).....	5
1967	Dean Hahn (R).....	6
1968	Wayne Groseclose (R).....	6
1969	Eddy Oates (R).....	7
1970	Berky Cundiff (R).....	6
1971	Berky Cundiff (R).....	4
1972	Berky Cundiff (R).....	5
1973	Jerry Watkins (R).....	5
1974	Mike Arrington (R).....	4
1975	Mike Arrington (R).....	8
1976	Jimmy Puglisi (R).....	7
1977	Duke Dickerson (R).....	10
1978	Mike Rhodes (L).....	6
1979	Dave Grier (R).....	9
1980	Mike Rhodes (L).....	8
1981	Paul Levy (L).....	11
1982	Ray Perkins (R).....	11
1983	Rick Knapp (R).....	10
1984	three pitchers with 8 each	
1985	Bean Stringfellow (L).....	10
1986	David Potts (R).....	9
1987	Brad DuVall (R).....	9
1988	Brad DuVall (R).....	11
1989	Mike Williams (R).....	11
1990	Mike Williams (R).....	11
1991	Scott Robertson (R).....	6
1992	Brad Clontz (R).....	*12
1993	Jamie Patteson (R).....	8
1994	Brian Fitzgerald (L).....	9
1995	Brian Fitzgerald (L).....	7
1996	three players with 7 each	
1997	Denny Wagner (R).....	10
1998	Jon Hand (R).....	8
1999	Jason Bush (R).....	11
2000	Jason Bush (R).....	9
	Joe Saunders (L).....	9

2001	Joe Saunders (L).....	9
2002	Joe Saunders (L).....	9
2003	Ryan Kennedy (L).....	6
2004	Josh Biber (R).....	5
	Ryan Kennedy (L).....	5

## INNINGS PITCHED

Year	Name (L-R)	Innings
1954	Jim Beard (R).....	68
1955		
1956		
1957	Dave Kuhn (R).....	43.1
1958	John Brannon (R).....	51.0
1959	John Brannon (R).....	59.1
1960	Jimmy Graves (R).....	77.1
1961	Lee Melear (L).....	74.2
1962	Lee Melear (L).....	63.1
1963	Lee Melear (L).....	68.2
1964	John Whitesell (R).....	64.1
1965	Rick Alander (R).....	57.2
1966	John Whitesell (R).....	57.0
1967	Dean Hahn (R).....	52.2
1968	Steve Pittman (R).....	57.1
1969	Steve Pittman (R).....	68.0
1970	Berky Cundiff (R).....	61.0
1971	Doug Horton (R).....	50.0
1972	Berky Cundiff (R).....	59.0
1973	Berky Cundiff (R).....	64.1
1974	Mike Arrington (R).....	67.1
1975	Mike Arrington (R).....	98.1
1976	Jimmy Puglisi (R).....	69.2
1977	Duke Dickerson (R).....	101.0
1978	Duke Dickerson (R).....	68.0
1979	Dave Grier (R).....	94.0
1980	Mike Rhodes (L).....	86.0
1981	Paul Levy (L).....	98.0
1982	Ray Perkins (R).....	109.2
1983	John Patton (R).....	86.0
1984	Bean Stringfellow (L).....	84.0
1985	Bean Stringfellow (L).....	114.1
1986	David Potts (R).....	102.2
1987	Brad DuVall (R).....	88.2
1988	Brad DuVall (R).....	99.0
1989	Mike Williams (R).....	118.0
1990	Mike Williams (R).....	122.0

1991	Brad Clontz (R).....	85.1
1992	Brad Clontz (R).....	*130.0
1993	Ron Preston (R).....	90.0
1994	Brian Fitzgerald (L).....	115.2
1995	Brian Fitzgerald (L).....	117.1
1996	Brian Fitzgerald (L).....	96.2
1997	Denny Wagner (R).....	112.1
1998	Jon Hand (R).....	105.2
1999	Pat Pinkman (L).....	118.2
2000	Jason Bush (R).....	109.0
2001	Joe Saunders (L).....	116.1
2002	Jason Bush (R).....	101.1
2003	Jeff Landing (R).....	70.0
2004	Ryan Kennedy (L).....	84.2

## STRIKEOUTS

Year	Name (L-R)	SOs
1954	Jim Beard (R).....	68
1955		
1956		
1957	Dave Kuhn (R).....	31
1958	John Brannon (R).....	47
1959	John Brannon (R).....	63
1960	Jimmy Graves (R).....	53
1961	Lee Melear (L).....	65
1962	Lee Melear (L).....	56
1963	Lee Melear (L).....	58
1964	John Whitesell (R).....	61
1965	Rick Alander (R).....	47
1966	John Whitesell (R).....	49
1967	Dean Hahn (R).....	66
1968	Wayne Groseclose (R).....	47
1969	Eddy Oates (R).....	45
1970	Berky Cundiff (R).....	58
1971	Berky Cundiff (R).....	37
1972	Mike Arrington (R).....	54
1973	Berky Cundiff (R).....	43
1974	Mike Arrington (R).....	55
1975	Mike Arrington (R).....	93
1976	Jimmy Puglisi (R).....	49
1977	Jimmy Puglisi (R).....	72
1978	Jimmy Puglisi (R).....	43
1979	Dave Grier (R).....	62
1980	Mike Rhodes (L).....	77
1981	Paul Levy (L).....	71

## PITCHING VICTORIES

Year	Name (L-R)	Wins
1954	Jim Beard (R).....	7
1955	Grover Jones (L).....	4
1956	three pitchers with 2 each	



1982	John Patton (R)	82
1983	John Patton (R)	63
1984	Bean Stringfellow (L)	80
1985	Bean Stringfellow (L)	*119
1986	David Potts (R)	92
1987	Brad DuVall (R)	90
1988	Brad DuVall (R)	94
	Greg Ferguson (L)	94
1989	Mike Williams (R)	99
1990	Mike Williams (R)	97
1991	Brad Clontz (R)	84
1992	Brad Clontz (R)	115
1993	Ron Preston (R)	57
1994	Ron Preston (R)	69
1995	Brian Fitzgerald (L)	84
1996	Brian Fitzgerald (L)	86
1997	Denny Wagner (R)	110
1998	Pat Pinkman (L)	82
1999	Larry Bowles (L)	106
2000	Jason Bush (R)	70
2001	Joe Saunders (L)	87
2002	Joe Saunders (L)	102
2003	Jeff Landing (R)	52
2004	Ryan Kennedy (L)	61

1965	Dickie Kelly (L)	2.72
1966	John Whitesell (R)	3.47
1967	Dean Hahn (R)	2.22
1968	Wayne Groseclose (R)	1.42
1969	Eddy Oates (R)	1.16
1970	Doug Horton (R)	1.21
1971	Jack Tatem (R)	1.30
1972	Berky Cundiff (R)	1.98
1973	Berky Cundiff (R)	1.82
1974	Mike Arrington (R)	2.00
1975	Jimmy Puglisi (R)	2.15
1976	Orvin Kiser (R)	0.73
1977	Dean Powell (L)	1.35
1978	Timmy Puglisi (R)	2.87
1979	Jimmy Chellis (R)	3.08
1980	Mike Rhodes (L)	2.51
1981	Jeff Heidig (L)	2.73
1982	Jim Stewart (R)	2.31
1983	Bean Stringfellow (L)	2.52
1984	Rodney Brooks (R)	2.84
1985	Bean Stringfellow (L)	3.31
1986	David Potts (R)	4.12
1987	Greg Ferguson (L)	2.21
1988	Wally Galla (R)	3.61
1989	Mike Williams (R)	3.28
1990	Scott Sorkin (R)	2.28
1991	Brad Clontz (R)	3.69
1992	Brad Clontz (R)	3.32
1993	Mark Thompson (R)	1.37
1994	Charlie Gillian (R)	1.53
1995	Charlie Gillian (R)	1.45
1996	Charlie Gillian (R)	1.98
1997	Rob Simms (R)	3.12
1998	Pat Pinkman (L)	3.97
1999	Pat Pinkman (L)	3.72
2000	Joe Saunders (L)	3.92
2001	Joe Saunders (L)	3.48
2002	Joe Saunders (L)	2.86
2003	Matt Dalton (R)	0.76
2004	Nicky Bowers (R)	2.61

\*Tech record

**EARNED RUN AVERAGE**

(Starters and top relievers only)


Year	Name (L-R)	ERA
1954	John Dean (R)	2.35
1955		
1956		
1957	Dave Kuhn (R)	1.45
1958	Sam Jackson (R)	3.90
1959	Bill May (R)	2.96
1960	Jimmy Graves (R)	1.51
1961	Lee Melear (L)	2.41
1962	Sam Jenkins (L)	*0.49
1963	Lee Melear (L)	1.97
1964	Skip Vance (R)	2.56



Jon Hand



Joe Saunders



Jimmy Puglisi



Jimmy Graves

**BEST CONTROL**

**SEASON (MINIMUM 45 INNINGS PITCHED)**

Player	Year	BB	IP	BB per 9 innings
Ian Ostlund	2001	15	101.1	1.33
Berky Cundiff	1972	11	59	1.68
Berky Cundiff	1973	12	64.1	1.68
Jon Hand	1996	17	90.1	1.69
Brian Fitzgerald	1993	11	57.2	1.72
Jason Bush	2000	21	109	1.73
Brian Fitzgerald	1995	23	117.1	1.76
Jon Hand	1998	21	105.2	1.79
Duke Dickerson	1976	11	54.2	1.81
Duke Dickerson	1978	14	68	1.85
Bryce Gammon	1994	10	48	1.88
Berky Cundiff	1970	13	61	1.92
Bob Fisher	1978	10	46.1	1.94
Jason Bush	2002	22	101.1	1.95
Sean Hummel	1996	18	82.2	1.96
Lee Melear	1963	15	68.2	1.97

**CAREER (MINIMUM 135 INNINGS PITCHED)**

	Years	BB	IP	Ratio
Brian Fitzgerald	1993-96	84	387.1	1.95
Berky Cundiff	1970-73	51	230.2	1.99
Jon Hand	1995-98	89	376.2	2.13
Jason Bush	1999-02	96	377.1	2.29
Steve Pittman	1967-69	42	155.2	2.43
Lee Melear	1961-63	60	206.2	2.61

**TOUGHEST STRIKEOUTS**

**SEASON (MINIMUM 70 AT BATS)**

Player, Pos.	Year	SO	AB	Ratio SO to AB
Mike Preisser, 2b	1979	0	130	0-130
Wayne King, 1b	1983	3	169	1-56.3
John Van Arnhem, c	1971	2	95	1-47.5
Sandy Hill, cf	1975	2	88	1-44.0
Josh Herman, dh-c	1993	2	80	1-40.0
Eddy Oates, 2b	1970	3	84	1-28.0
Jay Phillips, 2b	1982	8	217	1-27.1
Mike Preisser, 3b-of	1978	4	98	1-24.5
M.H. Herndon, 3b-of	1965	3	73	1-24.3
Dave Blake, rf	1963	4	84	1-21.0
Brian Rupe, lf	1980	9	183	1-20.3

**CAREER**

	Year	SO	AB	SO to AB
<b>4-Year Career:</b>				
Mike Preisser, 2b	1977-80	25	497	1-19.9
<b>3-Year Career:</b>				
Wayne King, 1b-dh	1981-83	18	339	1-18.8
<b>2-Year Career:</b>				
John Van Arnhem, c	1971-72	8	172	1-21.5

# LEADING HITTERS SINCE 1953

Yr.	Cl.	Name	BAvg.	Yr.	Cl.	Name	BAvg.
71	Jr.	John Van Arnhem	.516	54	Jr.	Howie Wright	.366
93	So.	Bo Durkac	.423	74	Jr.	David Halstead	.366
81	Jr.	Brian Rupe	.420	86	Sr.	Doug Basse	.366
92	Jr.	Mike Reedy	.418	56	So.	Cecil Maynor	.365
81	So.	Franklin Stubbs	.417	84	Jr.	Shaun Sullivan	.365
58	Sr.	Dave Kuhn	.414	89	Jr.	Casey Waller	.365
63	Jr.	Tom Green	.410	89	Jr.	Len Wentz	.365
66	So.	Johnny Oates	.410	90	Sr.	Len Wentz	.365
97	So.	Matt Griswold	.408	98	Jr.	Eric Shiflett	.365
87	So.	Trey McCoy	.406	55	Jr.	Macey White	.364
82	Sr.	Jim Stewart	.404	76	Jr.	Sandy Hill	.364
03	Sr.	Marc Tugwell	.398	82	Jr.	Wayne King	.364
84	Jr.	Billy Plante	.392	81	Jr.	Joe Mitchell	.363
03	So.	Chris Stanton	.392	85	Jr.	Tim Buheller	.362
99	So.	Larry Bowles	.390	96	Jr.	Kevin Barker	.361
92	Sr.	Les Jennette	.389	98	Jr.	Matt Griswold	.361
59	Jr.	Dickie Snead	.386	81	Jr.	Jimmy Foit	.360
63	Sr.	Dave Blake	.381	83	So.	Budgie Clark	.360
88	Jr.	Trey McCoy	.381	92	Sr.	Steve Render	.360
88	Jr.	Randy Berlin	.381	59	Sr.	John Brannon	.359
68	Sr.	Jim Dean	.378	84	Sr.	John Bowler	.359
89	Sr.	Craig Blum	.378	72	Fr.	Gene Fornash	.358
02	Sr.	John West	.378	80	So.	Jay Phillips	.358
73	So.	Gene Fornash	.376	92	Sr.	David Dallas	.358
83	So.	Shaun Sullivan	.375	68	Jr.	Dean Hahn	.357
86	Jr.	George Canale	.373	70	Jr.	Wayne Javins	.357
85	Sr.	Shaun Sullivan	.372	01	Jr.	John West	.357
04	Fr.	Sean O'Brien	.372	59	Jr.	Travis Poole	.356
99	Sr.	Barry Gauch	.374	59	Jr.	Jimmy Graves	.356
85	Sr.	Chuck Boyle	.372	75	Sr.	Gene Fornash	.356
91	Jr.	David Dallas	.371	97	Sr.	Matt Reynolds	.356
81	Jr.	Jim Stewart	.369	66	Sr.	M.H. Herndon	.355
97	So.	Eric Shiflett	.369	88	Jr.	Mike Conte	.352
61	So.	Lee Melear	.368	99	So.	Addison Bowman	.352
97	So.	Chad Foutz	.368	83	Fr.	Tim Buheller	.351
00	Fr.	Jed English	.368	68	Jr.	Dean Hahn	.350
69	Sr.	Dean Hahn	.367	84	Jr.	Budgie Clark	.350
81	Sr.	Andy Aldrich	.367				



G.F. "Red" Laird (l) and Chuck Hartman top Tech baseball coaches in victories.

## COACHES' RECORDS

Years	Coach	Seasons	Won	Lost	Tied	Pct.
1895	J. McJames	1	3	2	0	.600
1896	R.S. Wilkins	1	3	8	0	.273
1897	Lipep	1	9	6	0	.600
1900-01	Dr. A.B. Morrison	2	11	8	0	.579
1903	Orth	1	8	4	0	.667
1904	R.R. Brown	1	6	5	0	.546
1905	Dr. Knox	1	6	5	0	.546
1906-07	S.S. (Happy) Eckerstone	2	10	11	0	.476
1908	C.P. Miles	1	3	4	1	.438
1909	R.M. Brown	1	11	6	0	.647
1910-11	Branch Bocock	2	23	14	1	.618
1912	L.W. Reiss	1	9	9	0	.500
1913	C.P. Miles	1	3	3	0	.500
1914	Branch Bocock	1	15	4	1	.775
1915	R.B. Prince	1	21	0	0	1.000
1916-17	W.G. Breintenstein	2	18	5	0	.783
1918-20	Charles A. Bernier	3	36	23	0	.610
1921-23	W.L. (Monk) Younger	3	31	27	3	.533
1924-32	George S. Kircher	9	77	56	7	.575
1933-39	H.M. (Mac) McEver	7	41	72	1	.364
1940-43	G.F. (Red) Laird	4	27	28	1	.491
1944	H.M. (Mac) McEver	1	9	4	0	.692
1945-47	G.S. (Gummy) Proctor	3	29	21	0	.580
1948-73	G.F. (Red) Laird	26	316	247	3	.561
1974-78	Bob Humphreys	5	135	60	0	.692
1979-	Chuck Hartman	26	918	530	8	.633

## MOST WINS

Coach	Seasons	Won	Lost	Tied	Pct.
Chuck Hartman	26	918	530	8	.633
G.F. (Red) Laird	30	343	275	4	.555
Bob Humphreys	5	135	60	0	.692
George S. Kircher	9	77	56	7	.575
H.M. (Mac) McEver	8	50	76	1	.398



John Van Arnhem

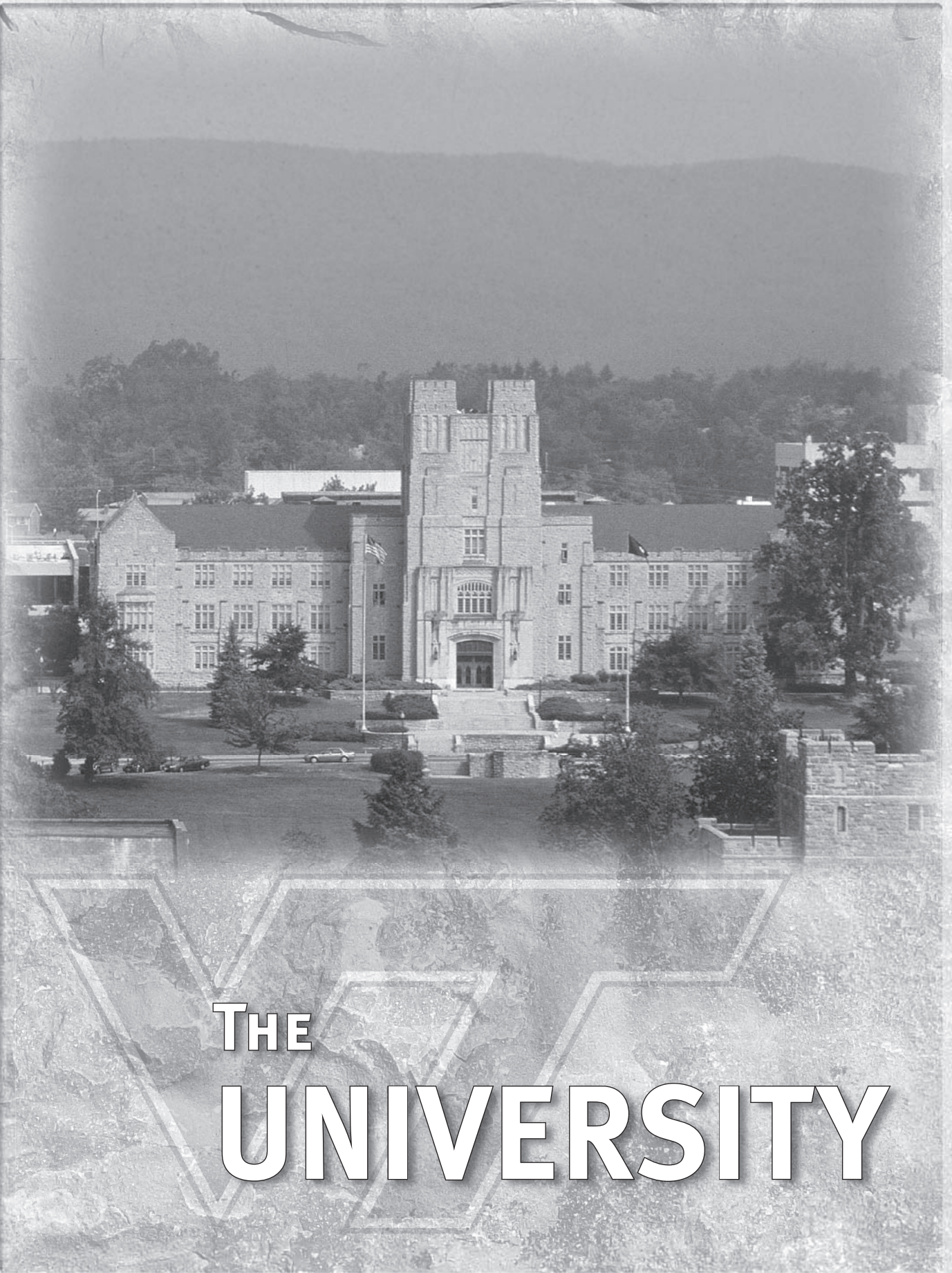


Matt Griswold



Mike Reedy





**THE**  
**UNIVERSITY**



## TECH QUICK FACTS

- Eight colleges and a graduate school
- 60+ bachelor's degree programs
- 110 master's and doctoral degree programs
- 16:1 student-faculty ratio
- Main campus includes 100 buildings, 2,600 acres of land and an airport
- Computing and communications complex for worldwide information access
- Currently ranked 52nd among the nation's research institutions
- Has adjacent corporate research park

## STUDENT POPULATION

- The most popular majors for incoming first year students in the fall of 2004 were university studies, engineering, biology, business, computer science, communication, animal and poultry sciences, architecture, psychology and political science.
- One hundred countries and 42 states, plus Washington, D.C., the Virgin Islands, and Puerto Rico are represented in the student population. Fifty-seven percent of the student population is male, while 43 percent is female.

## MORE FACTS ABOUT VIRGINIA TECH

- Just how big is Virginia Tech? There are 334 buildings consisting of 8,041,248 square feet under 100 acres of roof.
- It's a good thing students have 15 minutes to get to class. The campus, located on 2,600 acres, has 20 miles of sidewalks.
- With 8,681 students housed in 36 residence halls, Tech has the 14th largest housing program in the country.
- Creating a true global village, voice, video and high-speed Ethernet service is delivered to each room.
- Virginia Tech has the 11th largest dining program in the country, serving 17,000 students, faculty and staff 3.6 million meals per year.


## THE HOKIE STONE STORY

*Hokie Stone is used to construct most of the buildings on the beautiful Tech campus. This natural rock is 475-million-year-old dolomite limestone, mined from a quarry located less than a mile from Cassell Coliseum.*

*In constructing the buildings at Tech, a stone mason shapes individual stones, arranges them and cements them together with mortar to create walls of great strength and durability.*

## WHAT IS A HOKIE?

*That's the most often-asked question in Virginia Tech athletics. The answer leads all the way back to 1896 when Virginia Agricultural and Mechanical College changed its name to Virginia Polytechnic Institute. With the change came the necessity for writing a new cheer and a contest for such a purpose was held by the student body. Senior O.M. Stull won first prize for his "Hokie" yell which still is used today. Later, when asked if "Hokie" had any special meaning, Stull explained the word was solely the product of his imagination and was used only as an attention-getter for his yell. It soon became a nickname for all Tech teams and for those people loyal to Tech athletics. The official University school colors - Chicago maroon and burnt orange also were introduced in 1896. The colors were chosen by a committee because they made a "unique combination" not worn elsewhere at the time.*





# THIS IS VIRGINIA TECH

## A Research University in Action

The top research institution in the commonwealth, Virginia Polytechnic Institute and State University is a comprehensive university of national and international prominence. Virginia's premier land-grant university, Virginia Tech has grown from a small college of 132 students into the largest institution of higher education in the state during its 132-year history.

Recognizing that higher education is a key force behind the quality of American life, economic competitiveness, and our democratic form of government, President Charles W. Steger has challenged the university to become one of the country's top 30 research institutions by the end of the decade. Tech is currently ranked 52nd in the nation.

Among recent research innovations, Tech teamed with Wake Forest University to establish the Virginia Tech-Wake Forest University School of Biomedical Engineering and Sciences to offer M.S. and Ph.D. degrees in biomedical engineering (BME) and to be the focus of collaborative research. The university's Virginia Bioinformatics Institute is leading the way in helping

scientists merge computers and biotechnology to sort through complicated genetic material to speed research. And the university's partnership with the University of Virginia and Carilion Health System to form the Carilion Biomedical Institute is improving health care worldwide and increasing economic development opportunities in Southwest Virginia.

In other areas, Virginia Tech has one of the most comprehensive and successful programs to support state and local economic development, according to a study conducted by the Southern Growth Policies Board and funded in part by the National Science Foundation. The study report, *Innovation U: New University Roles in a Knowledge Economy*, named the nation's 12 most successful universities in terms of outreach, economic development and technology transfer practices.

Virginia Tech was established in 1872 as an all-male military school dedicated to the original land-grant mission of teaching agriculture and engineering. Today, the co-educational institution, which operates a European studies center based in Switzerland and educational, research and outreach/Extension facilities throughout Virginia, has recognized programs in music, business, architecture and the humanities, as well as its traditional strengths in the sciences, engineering and technology.

While participation in the Virginia Tech Corps of Cadets is now voluntary, the corps, which has approximately 700 cadets, remains a proud tradition of the university. Virginia Tech is one of only three public universities in the nation with a military

component and a large civilian population.

Virginia Tech is organized into eight colleges — Agriculture and Life Sciences, Architecture and Urban Studies, Science, Pamplin College of Business, Engineering, Liberal Arts and Human Sciences, Natural Resources and Virginia-Maryland Regional College of Veterinary Medicine. Together, the colleges offer about 175 bachelor's, master's and doctoral degree programs to approximately 28,000 students, who hail from countries throughout the world.

The university's 2,600-acre main campus is home to more than 100 buildings, hundreds of research laboratories, the Donaldson Brown Hotel and Conference Center and an airport. Adjoining the campus is the 120-acre Corporate Research Center, home to more than 100 companies and 1,800 employees who take advantage of the university's research and faculty expertise. Within five miles of campus is a 1,700-acre research farm.

Virginia Tech follows the dictates of its motto, *Ut Prosim* ("That I May Serve"), focusing on its land-grant missions of instruction, research and solving the problems of society through outreach and Extension activities. Through the generation of new knowledge and the outreach mandate, the university disseminates



practical knowledge through the classroom and to society as a whole. It is a university that puts knowledge to work.

### INSTRUCTION

Eight colleges offer more degree programs than any other university in the state, with 62 undergraduate and 115 graduate programs. In addition, the university is one of the nation's leaders in integrating instructional technology into the curriculum, requiring all entering students to have a computer. The university's Math Emporium has been hailed as an innovative way to break the credit-for-contact model of classroom instruction.

### RESEARCH

With annual research expenditures of about \$232 million and more than 100 research centers, Virginia Tech

*Continued on following page*





*Continued*

consistently ranks among the top institutions in industry-supported research and in the top 10 in the number of patents issued each year.

The university's faculty and students are involved in more than 4,000 research projects in fields ranging from biotechnology to nanotechnology, from the environment and energy to food and health, and from transportation to computing information.

**OUTREACH**

Virginia Tech is involved in a multitude of projects as part of its outreach mission. For example, it spawns economic development, helps global marketing efforts, investigates better uses for strip-mined land, helps clean the Chesapeake Bay and other state waterways, provides design and planning assistance to communities and directs reforestation in Senegal. University scientists developed the vaccine that is the standard for preventing brucellosis in cattle around the world.

Outreach efforts also focus on education and distance learning techniques — satellite videoconferencing, multimedia, interactive video, interactive computer conferencing and web-based courses, for example — to meet the various needs of working adults and other nontraditional students. Professionals, organizations and communities also tap Virginia

**VIRGINIA TECH AT A GLANCE**

The essence of a comprehensive research university is making discoveries at the limits of our current knowledge. Since frontiers often exist at the boundaries of intersecting disciplines, interdisciplinary research centers are important to the evolution of new knowledge. Learn more about Virginia Tech centers at [www.research.vt.edu/resmag/crossing/](http://www.research.vt.edu/resmag/crossing/).

**TELECOMMUNICATIONS**

With support from the National Science Foundation, the Center for Wireless Telecommunications is developing a flexible and rapidly deployable "last mile" broadband wireless network. The goal is to provide a communications system that can be moved into a disaster area and quickly integrated with surviving federal, state, and local fiber networks. The wireless network can become a common electronic meeting ground for the disaster relief community. Also conducting research and education in wireless communication is the Mobile and Portable Radio Research Group, established in 1990 as one of the first wireless research programs in the country. MPRG provides design and analysis tools and techniques for international and U.S. manufacturers, government, and consumer service providers and regulatory agencies. Research projects are propagation measurement and modeling, wireless systems implementation, spread spectrum systems development, and wireless communication systems design and analysis.

**GERONTOLOGY**

Understanding issues facing older adults in today's world requires a multidisciplinary approach. Celebrating its 26th year in 2004, the Center for Gerontology is composed of a core faculty and more than 50 faculty member affiliates. The center's primary mission is to foster and facilitate multidisciplinary research that enhances the quality of life of older adults. In support of this mission, the center focuses primarily on research in family gerontology, health and aging, and elder rights. Recent projects concentrate on older adults' relationships with family and friends, care giving in rural areas, coping with chronic illness, health care decision making, assisted living environments, retention of nursing home employees, and quality indicators of community-based services, elder abuse and public guardianship.

Tech's vast resources, expertise and research results through Continuing Education, which offers hundreds of programs annually.

Virginia Cooperative Extension, operated jointly in the commonwealth by Virginia Tech and Virginia State University, has been helping

people improve their economic, cultural and social well-being for nearly 90 years. And while Extension has a long history of helping make America's agricultural powerhouse more productive and economical, it also does important work — from helping people learn healthy nutritional practices to

counseling families in financial distress — in the state's urban as well as rural areas. With 107 city/county offices, and more than 61,000 volunteers, more than one million participants benefit annually from Extension's non-formal education. Extension has touched virtually every life in the state in some way.



# CHARLES STEGER



## University President

Most people in the university community are keenly aware of Virginia Tech's aspiration to become a leading national research university. Setting his sights on joining the nation's truly elite universities, President Charles W.

Steger intends for Virginia Tech to be ranked among the top research universities by the end of the decade. His vision has energized the entire university community and has led to new educational and research initiatives across campus and throughout the state..

Under his leadership, as vice president for development


and university relations, the Campaign for Virginia Tech raised \$337 million in 1998. Last year, the university raised \$62 million, \$8 million more than it did the previous year.

Steger's ties to Virginia Tech span four decades as a student, professor, dean, vice present and now president. While on the faculty, he twice

won teaching excellence awards. When he became dean of the College of Architecture and Urban Studies in 1981, he was the youngest architecture dean in the nation at 33 years of age.

Steger received his bachelor of architecture degree, master of architecture degree and Ph.D., in environmental science and engineering from Virginia Tech.

# JIM WEAVER



## Director of Athletics

James C. Weaver, whose innovative ideas and work as a reformer have made him one of college athletics' most popular administrators, is the director of athletics at Virginia Tech.

Weaver, 59, was appointed on September 24, 1997 and has been a tireless leader on behalf of Tech athletics. In his years on the job at Tech, Weaver has taken steps to place increased emphasis on projects benefiting student-athletes.

Weaver has presided over Tech's move into the Atlantic Coast Conference in 2004-05. Last summer, Virginia Tech and Miami were officially introduced as the 10th and 11th members of the ACC, effective July 1, 2004.

"I'm excited for our fans and our constituency," Weaver said at the time. "This membership is something that the fan base and alumni and friends of Virginia Tech have wanted for a long time. It's home for us. We've had prior relationships with these institutions for many years and this is something our fans are excited about. I'm happy for them, for our coaches and for our student-athletes."

A top personal priority for Weaver is the continuing improvement of Tech's facilities. When it comes to athletic facilities, Weaver has a simple philosophy. "As soon as you sit

still in terms of facilities, you have taken a step backward," he says.

Major renovations on the west side of Lane Stadium are currently underway. The fencing that surrounds the stadium will be replaced with an actual entrance, additional luxury suites will be constructed, as well as two private club seating areas, new concession stands, a new ticket office, new athletic fund offices, an Athletics

Hall of Fame and a new student academic service area.

Weaver came to Tech from Western Michigan University where he was director of athletics from January, 1996 until he came to Blacksburg. Prior to that, he was AD for three and a half years at UNLV, where he reconstructed a troubled athletic department.

A native of Harrisburg, Pa., Weaver was a center and linebacker

on Penn State teams coached by the legendary Rip Engle and Joe Paterno.

Weaver graduated from Penn State in 1967 with a bachelor's in psychology and rehabilitation education. He received a master's in college counselor education, also from Penn State, in 1968.

Weaver and his wife Traci have four sons – Josh, Paul, Cole and Craig.

## ATHLETICS ADMINISTRATION



**Sharon McCloskey**  
Senior Associate  
Director of Athletics/  
SWA



**David Chambers**  
Senior Associate  
Director of Athletics for  
External Affairs



**Tom Gabbard**  
Associate Director  
of Athletics for  
Internal Affairs



**Jon Jaudon**  
Associate Director  
of Athletics for  
Administration



**Randy Butt**  
Associate Director  
of Athletics for  
Financial Affairs



**John Ballein**  
Associate Director  
of Athletics for  
Football Operations



**Tim East**  
Assistant Director of  
Athletics for Marketing  
and Promotions




**Mike Gentry**  
Assistant Director  
of Athletics for  
Athletic Performance



**Tim Parker**  
Assistant Director  
of Athletics for  
Compliance



**Sandy Smith**  
Assistant Director  
of Athletics for  
Ticketing Services



From a scenic hike to the Cascades (above) to the bustle of Steppin' Out (below), Blacksburg and the surrounding areas have much to offer.


One of America's best college towns, Blacksburg is a perfect setting for Virginia Tech.

Located in Southwest Virginia on a plateau between the Blue Ridge and Allegheny

Mountains, Blacksburg combines the laid-back lifestyle of a small town with the amenities one would expect to find around a major center of higher education. Together, the town and university have worked hard to create a progressive community that ranks among the nation's elite living environments.

Virginia Tech and the Town of Blacksburg gained national and international attention by creating the world's first "electronic village."

Businesses and industries have been drawn by the potential of the quaint town.



Residents and visitors to Blacksburg have long thought of it as a great place to live. Recently, Outside magazine clued in the rest of the world with an article naming the home of Virginia Tech as one of 10 dream towns in America.




Established in 1798 by John and William Black, the town is surrounded by scenic mountain views that distinguish the area.

The nearly 42,000 residents (including students) enjoy a close proximity to a variety of recreation areas such as the Blue Ridge Parkway, Appalachian Trail, Claytor Lake and the New River. The region features a moderate climate and four distinct seasons.


Blacksburg's location (adjacent to major interstate highways) provides convenient access to most points in the southern and eastern parts of the country.

More information on Blacksburg can be found on the Web site of the Blacksburg Electronic Village, [www.bev.net](http://www.bev.net) or the town's Web site, [www.blacksburg.va.us](http://www.blacksburg.va.us).

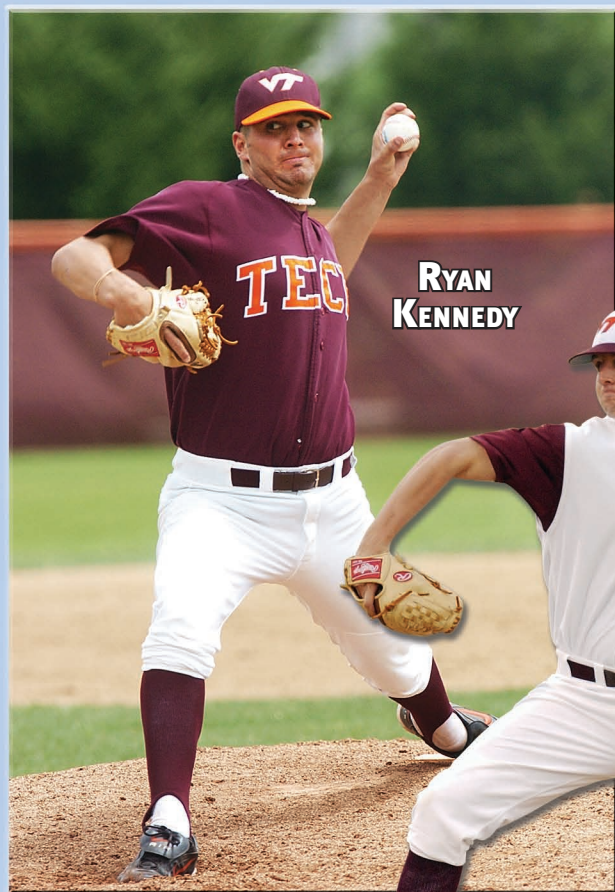





Honorable Awarded Member  
**HALL OF FAME**  
**CHUCK HARTMAN**  
Member Since 2011  
Presented by the Board of Trustees of the University of West Virginia  
on the 25th Anniversary of the University's 100th Anniversary  
October 1, 2011



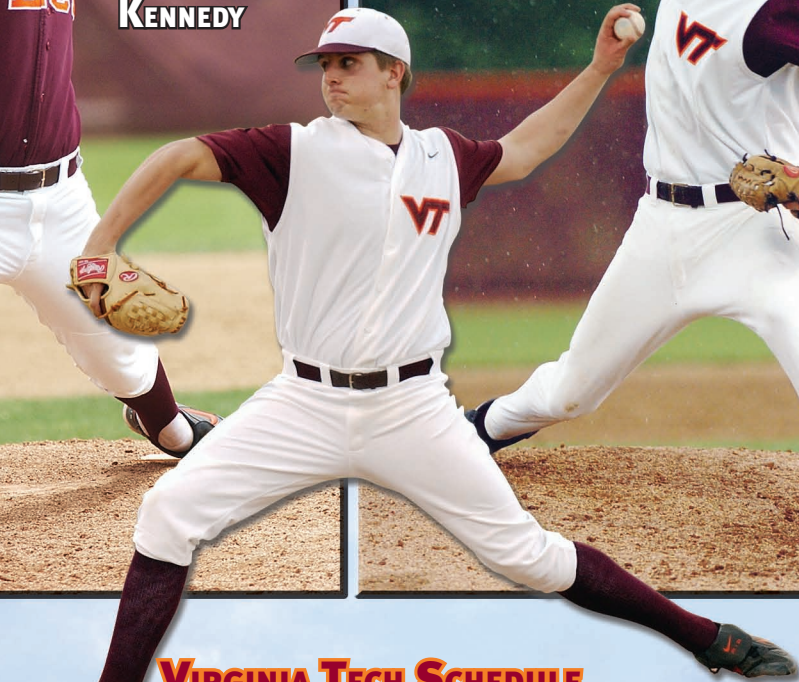




**RYAN  
KENNEDY**



**NICKY  
BOWERS**



**ANDREW  
WELLS**

## VIRGINIA TECH SCHEDULE

Feb.	19	Sat.	Villanova*	5 p.m.	Apr.	8	Fri.	MIAMI	7 p.m.
	20	Sun.	Navy*	3 p.m.		9	Sat.	MIAMI	7 p.m.
	21	Mon.	at Savannah State*	1 p.m.		10	Sun.	MIAMI	Noon
	25	Fri.	at Campbell	2 p.m.		13	Wed.	at Liberty	3 p.m.
	26	Sat.	at High Point	2 p.m.		15	Fri.	<b>VIRGINIA COMMONWEALTH</b>	<b>7 p.m.</b>
	27	Sun.	at High Point	1 p.m.		16	Sat.	<b>VIRGINIA COMMONWEALTH</b>	<b>7 p.m.</b>
Mar.	2	Wed.	at James Madison	2:30 p.m.		17	Sun.	<b>VIRGINIA COMMONWEALTH</b>	<b>2 p.m.</b>
	4	Fri.	at Maryland	7 p.m.		20	Wed.	<b>RADFORD</b>	<b>7 p.m.</b>
	5	Sat.	at Maryland	1 p.m.		22	Fri.	<b>MARSHALL</b>	<b>7 p.m.</b>
	6	Sun.	at Maryland	1 p.m.		23	Sat.	<b>MARSHALL</b>	<b>7 p.m.</b>
	8	Tue.	at George Mason	2:30 p.m.		24	Sun.	<b>MARSHALL</b>	<b>1 p.m.</b>
	9	Wed.	<b>HIGH POINT</b>	<b>3 p.m.</b>		26	Tue.	East Tennessee State at Kingsport, Tenn.	7 p.m.
	11	Fri.	<b>NORTH CAROLINA</b>	<b>3 p.m.</b>		27	Wed.	<b>VMI</b>	<b>7 p.m.</b>
	12	Sat.	<b>NORTH CAROLINA</b>	<b>2 p.m.</b>		29	Fri.	at Duke	7 p.m.
	13	Sun.	<b>NORTH CAROLINA</b>	<b>2 p.m.</b>		30	Sat.	at Duke	1 p.m.
	16	Wed.	<b>LIBERTY</b>	<b>3 p.m.</b>	May	1	Sun.	at Duke	1:30 p.m.
	18	Fri.	at Florida State	6 p.m.		3	Tue.	<b>CAMPBELL</b>	<b>7 p.m.</b>
	19	Sat.	at Florida State	6 p.m.		4	Wed.	<b>RICHMOND</b>	<b>7 p.m.</b>
	20	Sun.	at Florida State	1 p.m.		8	Sun.	<b>CLEMSON</b>	<b>1 p.m.</b>
	22	Tue.	at Radford	3 p.m.		9	Mon.	<b>CLEMSON</b>	<b>7 p.m.</b>
	25	Fri.	<b>VIRGINIA</b>	<b>7 p.m.</b>		10	Tue.	<b>CLEMSON</b>	<b>7 p.m.</b>
	26	Sat.	<b>VIRGINIA</b>	<b>7 p.m.</b>		13	Fri.	at Georgia Tech	7 p.m.
	27	Sun.	<b>VIRGINIA</b>	<b>2 p.m.</b>		14	Sat.	at Georgia Tech	7 p.m.
	29	Tue.	<b>EAST TENNESSEE STATE</b>	<b>7 p.m.</b>		15	Sun.	at Georgia Tech	1:30 p.m.
	30	Wed.	<b>JAMES MADISON</b>	<b>7 p.m.</b>		17	Tue.	<b>WILLIAM &amp; MARY</b>	<b>7 p.m.</b>
Apr.	1	Fri.	at NC State	7 p.m.		19	Thur.	<b>WAKE FOREST</b>	<b>7 p.m.</b>
	2	Sat.	at NC State	7 p.m.		20	Fri.	<b>WAKE FOREST</b>	<b>7 p.m.</b>
	3	Sun.	at NC State	1 p.m.		21	Sat.	<b>WAKE FOREST</b>	<b>1 p.m.</b>
	5	Tue.	Virginia Commonwealth at Petersburg	7 p.m.		24-29		ACC Baseball Tournament at Jacksonville, Fla.	TBA
	6	Wed.	at Richmond	3 p.m.					

\*Savannah State Invitational

Home games in **bold CAPS**