

VIRGINIA TECH



HOKIE BASEBALL
2009



Anthony
Sosnoskie

Jesse
Hahn



VIRGINIA TECH

2009 BASEBALL



Credits

The 2009 Virginia Tech Baseball Media Guide is a publication of the Tech Athletics Communications Office. Design and layout was done by Allison Jarnagin. Editorial content was supplied by Matt Kovatch, Dave Smith, Torye Hurst, Allan Miller and Ed Moore. Photographic assistance was provided by David Knachel of the Tech Athletics Communications staff; Woody Veasey; Michael Kiernan, Rick Griffiths, John McCormick and Jane Talbot of the University Photo Lab; Bill Setliff; David Schofield of Schofield Photographics; Gene Dalton; the photo staff of the Collegiate Times; the Los Angeles Angels of Anaheim; the Baltimore Orioles; Brian Fleming and Damian Salas.

Printed by Southern Printing Company of Blacksburg, Va.

Virginia Tech does not discriminate against employees, students, or applicants on the basis of age, color, disability, gender, national origin, political affiliation, race, religion, sexual orientation or veteran status. Anyone having questions concerning discrimination should contact the Office for Equal Opportunity at (540) 231-7500.

Quick Facts

Location: Virginia Tech is located in Blacksburg (pop. 42,000) in scenic southwest Virginia. The campus lies on a plain between the Blue Ridge and Allegheny Mountains, 2,100 feet above sea level.

History: Founded in 1872 as the land-grant university of the state.

Enrollment: 28,000

President: Charles Steger

Athletic Director: Jim Weaver

Nickname: Hokies

Colors: Chicago maroon and burnt orange

Conference: Atlantic Coast (fifth year)

Head Baseball Coach: Pete Hughes (Davidson, '90)

Record at Tech: 46-63 (third year)

Career Record: 348-274-2 (13th year)

Associate Head Coach: Dave Turgeon (Davidson, '87)

Assistant Coach: Mike Gambino (Boston College, '99)

Volunteer Coach: Mike Kunigonis (American International, '01)

Home Field: English Field (3,000)

Dimensions: Lines 330'; power alleys 375'; center 400'

2008 Record: 23-32 (16-15 home; 6-16 away; 1-1 neutral)

2008 ACC Record: 6-24 (6th place, Coastal Division)



Table of Contents

THE 2009 SEASON

Atlantic Coast Conference.....	2-3
English Field	4-5
Season Outlook.....	6-9

THE 2008 SEASON

The Yankees Exhibition	10-11
In Review	12
Game-by-Game Results.....	13
Batting/Pitching/Fielding Stats	14

COACHES & PLAYERS

Head Coach Pete Hughes	16-17
Associate Head Coach Dave Turgeon.....	18
Assistant Coach Mike Gambino	19
Support Staff.....	20
Hokieball.....	21
Hokies in Summer Leagues	22
2009 Roster/Pronunciations.....	23
Player Profiles	24-40

FACILITIES & TEAM SUPPORT

Academic Support Services	42-43
Athletic Performance	44-45
Athletics Office of Student Life.....	46
Sports Medicine	47
Athletic Facilities.....	48-49
VT Athletic Success	50

HISTORY AND RECORD BOOK

Tech's Major Leaguers	52-53
Tech's All-Americans	54-55
Conference Honors	56
Year-by-Year W-L, Coaches, Captains	57
Tech vs. All Opponents.....	58
Year-by-Year Results Since 1947	59-64
NCAA Appearances	64
Batting Records.....	65
Pitching Records.....	66
Fielding Records	67
Team Records	68
Top Five	69
Year-by-Year Leaders.....	70-74
Best Control/Toughest Strikeouts.....	74
Top Hitters/Batting Averages.....	75
Coaching Records.....	75
Special Honors/Hall of Fame	76

THE UNIVERSITY

What is a Hokie?.....	77
About Virginia Tech.....	78-80
University President	79
Blacksburg, Virginia	81
Athletics Director & Administration.....	82

MEDIA INFORMATION

Opponent Info/2009 Schedule	84-85
VT Media Information	86-87
Hokies Presence with the Pros.....	88



VT

2
0
0
9

B
A
S
E
B
A
L
L

Virginia Tech Plays in Collegiate Baseball's Best League



Virginia Tech AD Jim Weaver and ACC Commissioner John Swofford at the announcement that the Hokies would be joining the ACC.

THE TRADITION

Consistency. It is the mark of true excellence in any endeavor.

However, in today's intercollegiate athletics, competition has become so balanced and so competitive that it is virtually impossible to maintain a high level of consistency.

Yet the Atlantic Coast Conference has defied the odds. Now in its 56th year of competition, the ACC has long enjoyed the reputation as one of the strongest and most competitive intercollegiate conferences in the nation. And that is not mere conjecture, the numbers support it.

Since the league's inception in 1953, ACC schools have captured 109 national championships, including 57 in women's competition and 52 in men's. In addition, NCAA individual titles have gone to ACC student-athletes 145 times in men's competition and 92 times in women's action.

The Wake Forest Demon Deacons captured the league's first baseball national title in 1954, the inaugural season of ACC baseball. The Miami Hurricanes, who joined the ACC for the 2004-05 campaign, have claimed four national titles (1982, 1985, 1999, 2001) over the past 27 years.

In 2008, the ACC produced another record season as it led all conferences by placing three teams in the College World Series. Each of those three representatives entered the NCAA Tournament as national seeds - Miami at No. 1, North Carolina at No. 2 and Florida State at No. 4.

In addition, the conference saw NC State, Georgia Tech and Virginia also make the NCAA Tournament field to give the ACC six total teams in postseason play. It marked the sixth time in ACC history that at least six of its teams received a bid to the national tournament.

Over the last 12 years, the current 12 ACC schools have combined for 78 NCAA Tournament appearances, winning 61.4 percent of their games (262-165) and taking 20 trips to the College World Series.

Overall, ACC teams won a record 265 non-conference games in 2008, while losing just 76, a

winning percentage of .777. The ACC has posted a non-conference winning percentage of .600 or better each of the last 17 seasons. The league stands 4,178-1,636-20 in non-conference games since 1990.

The 2008 season marked the third year of division play for the ACC, as Florida State won its second straight Atlantic title and Miami captured the Coastal Division title for the first time since joining the conference. The 2008 ACC Championship, which was held at The Baseball Grounds of Jacksonville in Jacksonville, Fla., for fourth straight year, again featured a round-robin format.

Top-seeded Miami secured its first ACC Baseball Championship crown with an 8-4 win over Virginia in the May 25 finale. The five-day tournament featured three of the nation's top-four ranked teams in North Carolina, Miami and Florida State, but Virginia played the role of spoiler. The Cavaliers defeated North Carolina on the opening day, and then outlasted Florida State. But Miami, which swept through the tournament with three straight wins, didn't let the Cavaliers pull off the hat trick. The Hurricanes' Dave DiNatale was named the Baseball Championship MVP after a regular season in which Florida State's Buster Posey dominated most statistical categories en route to ACC Player of the Year honors and North Carolina's Alex White was voted ACC Pitcher of the Year.

The Championship attracted 55,970 fans to its seven sessions, marking the fourth straight season in which at least 55,000 fans had attended the event in Jacksonville. Session 6 on Saturday, May 24, which featured a matchup between

Florida State and North Carolina, attracted a tournament-high of 12,872 fans.

FSU's Posey wound up as only the fourth player in ACC history to win the league's Triple Crown, leading the league in batting average, home runs and RBIs. He swept virtually every national honor, including the Dick Howser Trophy, the Johnny Bench Award, the Golden Spikes Award and the Brooks Wallace Award. Posey was one of five ACC players to be taken in the first round of the June Major League Baseball Draft and one of 54 to be chosen overall.

One of the most profound seasons for ACC baseball came in 2006, when the league established several records. It marked the first year of divisional play for the conference, as Clemson claimed the Atlantic Division title while North Carolina took home the Coastal Division crown. The league combined for a 255-86-1 record, setting what was then an ACC mark for non-conference victories in a single season. Not only did the ACC finish with the most wins (31) and the highest winning percentage (.674) among the 29 other conferences competing in the NCAA postseason in 2006, but the ACC also set a league record for the most teams (4) to make it to the CWS. With a 31-15 record, the ACC posted a winning percentage of .674, the third-best postseason showing in conference history. In addition, a new tournament attendance record was set at the 2006 ACC Championship as 73,251 fans attended the five-day event in Jacksonville.

The ACC has consistently infused Major League Baseball with talented players. The current 12 ACC schools have had 648 players selected in the MLB Draft since 1994, including 50 first-round picks. The conference's five student-athletes chosen in the first round in 2008 extended the ACC's streak of at least one player selected in the first round to 17 consecutive years.

The 2008 opening round saw three ACC players drafted among the first 12. Florida State's Posey went fifth overall to the San Francisco Giants, and the Cincinnati Reds made Miami first baseman Yonder Alonso the seventh selection. Miami second

2008 ACC Final Standings

	Conference				Overall			
	W	L	T	Pct.	W	L	T	Pct.
Coastal Division								
Miami	23	5	0	.821	53	11	0	.828
North Carolina	22	7	0	.759	55	13	0	.809
Georgia Tech	16	14	0	.533	41	21	0	.661
Virginia	15	15	0	.500	39	23	0	.629
Duke	10	18	1	.362	37	18	1	.670
Virginia Tech	6	24	0	.200	23	32	0	.418
Atlantic Division								
Florida State	24	6	0	.800	55	14	0	.794
NC State	18	11	0	.621	42	22	0	.656
Wake Forest	13	16	0	.448	25	31	0	.446
Clemson	11	18	1	.383	31	27	1	.534
Maryland	9	21	0	.300	30	26	0	.536
Boston College	9	21	0	.300	26	27	0	.491

baseballer Jimmie Weeks went 12th overall to the Oakland Athletics.

Wake Forest first baseman Allan Dykstra went 23rd overall to the San Diego Padres, and the Minnesota Twins made Miami pitcher Carlos Gutierrez the No. 27 pick.

The ACC has produced four No. 1 overall picks in North Carolina's B.J. Surhoff in 1985, Florida State's Paul Wilson in 1994, Clemson's Kris Benson in 1996 and Miami's Pat Burrell in 1998.

2007-08 IN REVIEW

The 2007-08 academic year saw league teams capturing four national team titles and 12 individual NCAA crowns. In all, the ACC has won 43 national team titles over the last 12 years. The ACC has won two or more NCAA titles in 26 of the past 28 years.

A total of 140 ACC teams placed in NCAA post-season competition in 2007-08. League teams compiled a 119-69 (.633) mark against non-conference opponents in NCAA championship competition. In addition, the ACC had 154 student-athletes earn first team All-America honors this past year. Overall, the league had 258 first, second or third team All-Americans. In addition, the ACC produced 10 national Players of the Year and five national Coach of the Year honorees.

THE CHAMPIONSHIPS

The conference will conduct championship competition in 25 sports during the 2008-09 academic year - 12 for men and 13 for women.

The first ACC championship was held in swimming on February 25, 1954. The conference did not conduct championships in cross country, wrestling or tennis during the first year.

The 12 sports for men include football, cross country, soccer, basketball, swimming, indoor and outdoor track, wrestling, baseball, tennis, golf and lacrosse. Fencing, which was started in 1971, was discontinued in 1981.

Women's sports were initiated in 1977 with the first championship meet being held in tennis at Wake Forest University. Championships for women are currently conducted in cross country, field hockey, soccer, basketball, swimming, indoor and outdoor track, tennis, golf, lacrosse, softball and rowing with volleyball deciding its champion by regular season play.

A HISTORY

The Atlantic Coast Conference was founded on May 8, 1953, at the Sedgefield Inn near Greensboro, N.C., with seven charter members - Clemson, Duke, Maryland, North Carolina, North Carolina State, South Carolina and Wake Forest - drawing up the conference by-laws.

The withdrawal of seven schools from the Southern Conference came early on the morning of May 8, 1953, during the Southern Conference's annual spring meeting. On June 14, 1953, the seven members met in Raleigh, N.C., where a set of bylaws was adopted and the name became officially the Atlantic Coast Conference.

Suggestions from fans for the name of the new conference appeared in the region's newspapers prior to the meeting in Raleigh. Some of the names suggested were: Dixie, Mid South, Mid Atlantic, East Coast, Seaboard, Colonial, Tobacco, Blue-Gray, Piedmont, Southern Seven and the Shoreline.

Duke's Eddie Cameron recommended that the name of the conference be the Atlantic Coast Conference, and the motion was passed unanimously. The meeting concluded with each member institution assessed \$200.00 to pay for conference expenses.


On December 4, 1953, conference officials met again at Sedgefield and officially admitted the University of Virginia as the league's eighth member. The first, and only, withdrawal of a school from the ACC came on June 30, 1971, when the University of South Carolina tendered its resignation.

The ACC operated with seven members until April 3, 1978, when the Georgia Institute of Technology was admitted. The Atlanta school had withdrawn from the Southeastern Conference in January of 1964. The ACC expanded to nine members on July 1, 1991, with the addition of Florida State University. The conference expanded to 11 members on July 1, 2004, with the addition of the University of Miami and Virginia Polytechnic Institute and State University. On October 17, 2003, Boston College accepted an invitation to become the league's 12th member starting July 1, 2005.



2007-08 National Championships

- Field Hockey North Carolina
- Ice Hockey Boston College
- Men's Soccer Wake Forest
- Men's Track/Field Florida State



Durham Bulls Athletic Park to host tournament May 20-24, 2009

Tickets to the 2009 ACC Baseball Championship at Durham Bulls Athletic Park in Durham, N.C., are now on sale.

The 2009 tournament is scheduled for May 20-24 at the 10,000-seat home of the minor league Durham Bulls, the Triple-A affiliate of the Tampa Bay Rays. Built at an initial cost of \$16 million, Durham Bulls Athletic Park opened in 1995 and was designed by HOK Sport, whose many projects include Baltimore's Oriole Park at Camden Yards, Cleveland's Jacobs Field, Colorado's Coors Field and the Carolina Panthers' Bank of America Stadium.

Over the course of the week, eight schools will compete in round-robin format for the ACC's automatic bid to the NCAA Tournament. The top two teams in both the Atlantic and Coastal divisions will qualify for the ACC's tournament, along with the next four teams with the best conference winning percentage.

To order tickets to the ACC Baseball Championship, call (919) 956-BULL.

Coming in 2010: Fenway Park!!!

After a one-year stop in Durham, the ACC will take its 2010 conference tournament north to historic Fenway Park in Boston, home of the 2004 and 2007 World Series-champion Red Sox.

VT
2
0
0
9
B
A
S
E
B
A
L
L

English Field

Scenic English Field continues to provide Virginia Tech with a first-class campus setting for college baseball, day or night. The field, which was officially dedicated during a special ceremony on April 8, 1989, is named for the late E.R. 'Red' English and his wife, Ruth, who provided financial support for construction of the field.

Located at the intersection of Rt. 314 and Duckpond Drive, English Field features 1,033 permanent chair-back seats in its concrete stands. The seats were made possible through a contribution by an anonymous donor. The stands also include easy-access handicapped sections, which are located at the top of the stands on each side of the center section.

In the summer of 2008, the terracing of the hill along the third base/left field line was completed to provide fans with a new, unique and comfortable way to take in the action. When added to the permanent seats in the grandstand, the new terracing allows for well over 3,000 fans to be accommodated at any given time. The terracing includes a sloping, paved walkway to allow for wheelchair access and easy navigation.

The terracing had other effects as well, as it required the fencing down the left field foul line to be realigned and the bullpens to be re-done. The right field line was done as well to keep things symmetrical, and as a result, all of English Field's fencing, including the outfield wall and

the backstop wall, is padded in a forest green color much like one would see at many major league parks.

A completely new drainage system was installed during fall 2005, along with a new eight-foot wooden outfield fence and a new net backstop behind the plate. The previous spring, a new scoreboard and message center were added along with additional landscaping and a concrete patio behind the stands.

Prior to the 2004 season, a new lighting system was installed. The Hokies played their first baseball game under the lights in Blacksburg on April 28 of that year, defeating VMI, 8-0.

A permanent press box was completed in January 1997. The two-story building located at the top of the stands behind home plate provides a working area for game operations workers and media, as well as two broadcast booths. It also houses a concession stand and restrooms, and a brand-new sound system that was installed in 2008.

The field, which was constructed by the S. Lewis Lionberger Company, has dimensions of 330 feet down the lines, 375 feet in the power alleys and 400 feet to center field. The natural grass surface is composed of a mixture of rye and bluegrass.

Other features include spacious dugouts faced with Hokie Stone, bullpens that are located near each dugout and a practice hitting cage along

the right field line. Security fencing was added in January 2003. The landscaping also allows for further expansion of the facilities as needed, as evidenced by the renovations that got underway in 2008 and that continue with the new indoor hitting facility.

E.R. English, a native of Altavista, Va., played as an offensive and defensive guard on Virginia Tech football teams from 1930-33 and graduated from Virginia Tech in 1934. English contributed to Tech athletics for over 50 years and was one of the founders of The Student Aid Association in 1949. He served as president of that organization two of its first three years. English received the most outstanding alumni award at Tech in 1984.

Through a generous gift from alumnus George Sampson, the home team dugout was named for long-time Tech baseball coach G.F. 'Red' Laird during a ceremony on April 12, 1991. Laird recruited and coached Sampson at Tech.

The Hokies opened play at their new home with a 7-2 victory against George Mason University on March 22, 1989, and went on to post a 17-7 home record during their first season in the facility. Heading into the 2009 season, Tech's 20-year mark at English Field is 325 wins, 167 losses and three ties.

Prior to the opening of English Field, Tech played its home baseball games at Tech Park, where it compiled a 431-122-1 record over 34 seasons.



English Field's makeover continues to improve atmosphere for Tech baseball

As a part of Virginia Tech's ongoing commitment to the improvement of its athletics facilities, ground was broken in December of 2008 on a new indoor hitting and pitching facility that will allow Tech baseball players to work on any aspect of their game at any time of the year.

"I fight for facility enhancement when it comes to the development of our team," head coach Pete Hughes said of the new building. "Three years ago, no one was even mentioning the idea of a hitting facility, so that tells you where we are as a program and where we're headed in the eyes of our administration; it's purely invested in the development of our players. Our administration invested on that premise alone, and as a baseball coach, that's all you want – the support from your administration when it comes to the development of your players. That's exactly what that hitting building represents."

The new facility, which will be about 8,000 square feet, is being built beyond the left field fence near Rector Field House and is expected to be ready for use by the start of the 2009 fall practice season. The top floor, which is where the batting and pitching areas will be housed, will be level with Rector and will have steps leading down to the field level. It will include three areas for hitting, including retractable batting cages, and two areas for pitching. The bottom level of the building will be built into the hill and will be a storage area for field maintenance equipment.

The construction of the hitting building comes on the heels of English Field's most recent project, the terracing of the grass-covered hill that runs down the third base/left field line. The hill had long been a favorite of Tech fans who wished to spread out and relax while watching the Hokies, but the renovation has made it more comfortable and accessible. The terrace looks much like one would see in an outdoor amphitheatre and features a series of steps/seating areas constructed with VERSA-LOK walls and sod-type pads. There is about seven feet of space between each terrace, so there is plenty of room to put blankets down and for children to play.


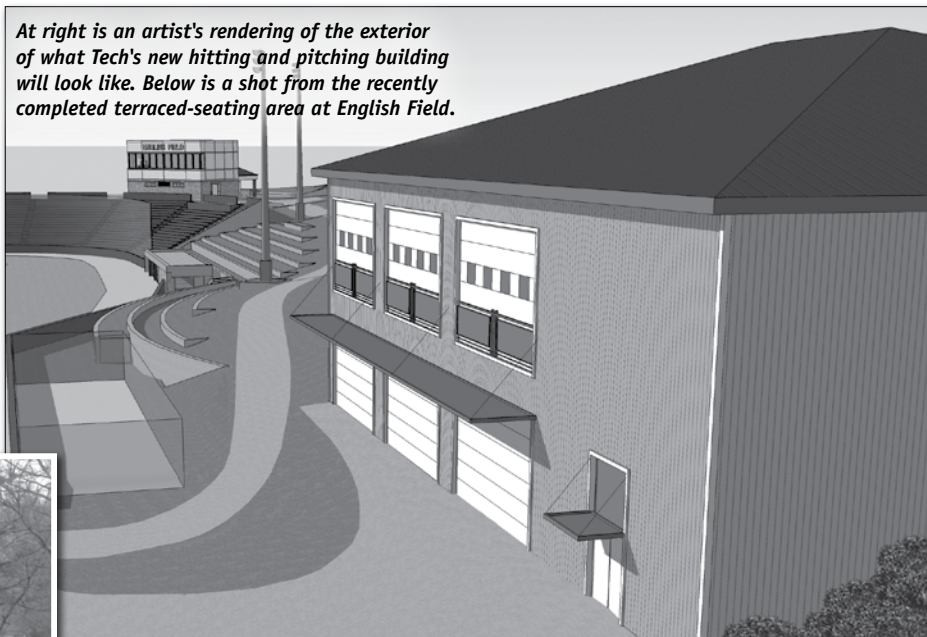
"I think it's awesome; it's just what we had in mind," Hughes said of the terracing. "It caters to our clientele, which is families and the student body. Rather than going the route of 2,500 metal bleachers, we met two needs – we created more seating and we created a better venue. Very few projects come out better than what you had in

mind, but that's what happened with the terracing. They did an unbelievable job. It is as unique as any other facility in college baseball."

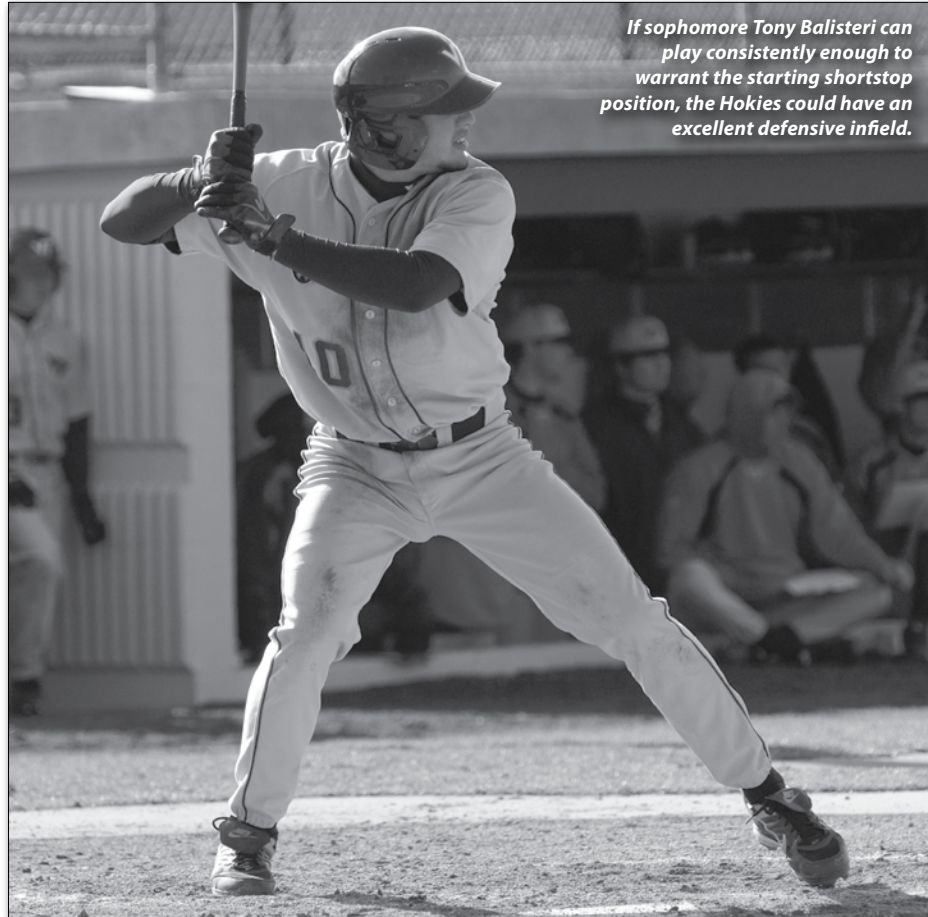
Coinciding with the terracing project was the realignment of the left and right field foul line fences. Both were cut in tighter to the playing field, significantly reducing the foul territory in the outfield. This change not only provides a new element to the play on the field, but it also allows the terraces to get a little closer to the action, both increasing room for attendance and giving fans a new and unique viewpoint from which to watch the game. This renovation also included the addition of new bullpens.

"I can't emphasize enough how important the changes to our facility and the investment in our program has been," Hughes said. "It sends a great message of commitment. We're gradually becoming a player in the ACC in every single sport, and I think that's what [Tech athletics director] Jim Weaver has in mind for us."

At right is an artist's rendering of the exterior of what Tech's new hitting and pitching building will look like. Below is a shot from the recently completed terraced-seating area at English Field.



After Paying Dues in 2008, Young Hokies Return in 2009 Looking to Reap the Rewards



If sophomore Tony Balisteri can play consistently enough to warrant the starting shortstop position, the Hokies could have an excellent defensive infield.

could play first. It could be true freshman Ronnie Shaban, a versatile two-way guy who is also able to play second, third or short, or it could be the 6-foot-6 Matt Blow, who spent much of his time last year as a designated hitter. It could even be catcher Anthony Sosnoskie, who worked at first in the fall as a means of finding a way to keep his bat in the lineup when he gets a day off from behind the plate. Basically, it looks like whichever extra infielder is hitting the best is going to be the one manning first.

Other players expected to add depth to the infield include redshirt sophomore Brandon Lower and redshirt freshman Matt Shoemaker.

OUTFIELDERS

Hughes isn't fretting about the outfield situation in 2009, and that probably has something to do with the fact that he has six players to put out there in any combination, while being able to feel good about how they'll perform.

"That's our most competitive position on the team," Hughes said. "Any one of those six guys can start for us and I wouldn't be worried. I feel really good about our chances to win with any of those guys out there. Competition is healthy on teams like ours where we are trying to change a losing mindset and get onto the ACC landscape."

Those six players include seniors Klint Reed and Sean Ryan, redshirt junior Steve Domecus, juniors Steve Bumbry and Mike Kaminski, and redshirt freshman Buddy Sosnoskie. Though all six will contribute, the opening day starters figure to be Domecus in left, Ryan in center and Sosnoskie in right.



Redshirt sophomore Michael Seaborn expects to be a source of power in the lineup and a reliable defender at second or third base.

Head coach Pete Hughes and his staff head into the 2009 baseball season a lot more confident in the Hokies' abilities than at this point a year ago. Whereas last season's roster possessed boatloads of talent but not much certainty, the new campaign starts with that gap not quite so wide. The Hokies have overhauled their roster over the past two years and 2008 served as a way to evaluate all of that newfound talent. Now that players have carved out roles for themselves, 2009 looks to be an instrumental year in turning a slumping program back into the proud winner it once was. Here's a look at each of the positional areas:

INFIELDERS

To see just how much the Tech program has changed, simply take a look at the infield – not one person from the anticipated regular lineup was even on the roster in 2007. Four Hokies who will definitely see plenty of time on the field include redshirt senior Ty Hohman, redshirt sophomore Michael Seaborn, and true sophomores Tony Balisteri and Austin Wates.

The key to the whole operation will be the play of Balisteri at shortstop. He started 32 games in that spot a year ago and had the up-and-down season that one would expect from a freshman, both at

the plate and with the glove.

"Tony is our most athletic infielder," Hughes said. "He makes plays that no one else on our team can make, but he needs to make the routine play. And he needs a nice, consistent approach at the plate where he puts the ball in play more often. If he can do that, our infield will be really solid."


The coaches are really hoping Balisteri can lock himself in at short and be consistent from day-to-day, simply because that allows them to move Hohman around to wherever he is needed. Hohman, a second-year transfer whose first season as a Hokie was cut short by a facial injury, is as reliable as it gets at any of the four infield positions, including first.

"Tyler has been so steady," Hughes said. "I feel comfortable putting him anywhere in the infield. We can use him as a swing guy if one of those others isn't playing consistently."

The others include Wates at second and Seaborn at third. Both had impressive offensive seasons as freshmen, but needed to tighten things up defensively, and that seems to have been taken care of in the fall.

First base will be a by-committee situation after losing stalwart Sean O'Brien to graduation. If Balisteri gets comfortable at short, Hohman

Senior Klint Reed possesses the toughness that Tech coaches love, and he will be one of several outfielders battling for time at the Hokies' most competitive position.



drafted by the White Sox last summer), he figures to see a lot of time in left.

Ryan started nearly every game in center a year ago and is likely to do so again. He is one of the better defenders in the ACC and has greatly improved his offensive game, hitting .305 in 2008. He will also look to be a force on the base paths by attempting more steals now that his once-ailing hip is completely healthy.

Buddy Sosnoskie was expected to contribute a great deal last year as a two-way player, but shoulder surgery delayed his Hokie debut until this season. He won't factor in on the mound in 2009, but he should see a great deal of time in the lineup because of his offensive talents and his potential to be a leadoff hitter.

While those three players might lead the pack at the start of the season, don't count out the other three.

"Kaminski, Reed and Bumbry will be breathing down their necks to get into the lineup either every day or in a platoon situation," Hughes said. "We have some options if Domecus catches - we can slide another outfielder in there right away."

Reed started 38 games in right last year and should see an upswing in production now that he has made the adjustment to Tech after playing his first two years for VMI. Bumbry has seen extensive time at all three outfield positions during his two seasons in Blacksburg, and Kaminski is a promising power and speed threat who arrives with two years of eligibility following two seasons at Cuesta Community College in California.

Other players who could fill in if needed include senior Luke Padgett, redshirt freshman Mickey White and true freshman Andrew Rash.

Domecus comes to Blacksburg after one season at Moorpark College in California, where he played after spending his freshman year at UC Santa Barbara. He's a versatile athlete who can hit and run, and he's good enough at catcher that he will regularly spell Anthony Sosnoskie behind the plate. But because of his well-rounded game (he was

Redshirt freshman Buddy Sosnoskie will be a regular in the batting order this season after missing last year with a shoulder injury.



Junior college transfer Steve Domecus will play a huge role this season, whether it is starting in left field or giving starting catcher Anthony Sosnoskie a breather behind the plate.





Junior Josh Wymer won five games last season and will serve as a reliable mid-week starter for the Hokies in 2009.

2
0
0
9

B
A
S
E
B
A
L
L

CATCHERS

The Hokies will have three capable catchers at their disposal in 2009, and it starts with junior Anthony Sosnoskie, who has steadily improved since splitting time as a freshman.

He played in all 45 games in 2008 before missing the final 10 contests with a broken cheekbone, and he finished among the team leaders in many offensive categories. He followed that up with a brilliant summer, finishing as the runner-up for MVP honors of the Southern Collegiate League. Hughes thinks that production can go even higher if he gets some rest this season.

"I'd like to rest Anthony a couple of times per week," Hughes said. "We asked him to do a lot last year. It's hard to play every day at that position and still maximize your offensive abilities. It wears you out."

Spelling Sosnoskie, who will likely serve as the first baseman or the designated hitter when not catching, will be Domecus and sophomore Chris Kay. Domecus, who will play left field as well, is very athletic behind the plate for his size (6-4, 220 pounds) and could probably start every day if not for Sosnoskie's presence.

Kay, a former Georgia state class 5A player of the year, will also see some time behind the plate. Not much was known of Kay's ability until Sosnoskie went down with the injury last year,

but he started the season's final 10 games and performed rather impressively. He proved that he could handle the duties of playing in the ACC as a true freshman and that should bode well for some opportunities in 2009.

"I think catcher is our most skilled position right now," Hughes said. "We have three capable guys, and that's been a major area of concern for us the last two years. All three of them can catch every day at the ACC level. It's good to have a lot of talent at that position."

DESIGNATED HITTERS

The designated hitting situation will be a lot like what is going on at first base – whomever is swinging the bat well is going to play.

"We won't have a typical DH – a guy who plays there just because he doesn't have a position," Hughes said. "I try to avoid recruiting those players. Whoever DH's for us is going to be a good enough athlete to play in the field as well, but it just so happens that because of numbers, that's how they get their bat in the lineup. It's going to be whoever can hit the most and bring some energy."

So who fills that role? It could be whoever the odd man out in the infield is that day, any one of the six outfielders who is riding a hot streak, Anthony Sosnoskie when he's not catching, Blow, or even redshirt freshman pitcher Marc Zecchino. While rehabbing his elbow from the Tommy John

surgery that caused him to miss last season, Zecchino tried his hand at swinging the bat in the fall and did such a good job that he could be the DH once in a while. Kay is another option in case he's not getting enough cuts with all of the catching depth this year.

STARTING PITCHERS

While the Hokies' team ERA in 2008 was too high for their liking, the season proved to be extremely beneficial because it allowed a lot of pitchers to work through their struggles and find a role that is best suited for them.

"We had so many question marks last year with freshmen because you don't know how they are going to react," Hughes said. "Now I know what we're getting, and it's better than what we saw last year. We have a better grasp of what our guys are capable of and we like that."

The most obvious result of last year's growing pains is that two-thirds of the 2009 weekend starting rotation spent much of last season coming out of the bullpen. Redshirt senior Rhett Ballard and sophomore Justin Wright figure to be options No. 1 and 2 against ACC foes this year after each smoothly made the transition from reliever to starter a season ago.

Ballard set a Tech record for relief appearances with 34 in 2007 and was on his way to doing it again last year with 19 before becoming a starter in

early April. While he didn't earn the wins to prove it, the 6-6 submariner became the Hokies' most valuable pitcher because of his ability to work deep into games, let alone the fact that he led the team in strikeouts with 74.

"I think Rhett's gone under the radar around the league," Hughes said. "I don't think people appreciate what he does, but we sure do. He will pitch on Friday nights because he can handle it, he's going to extend the game and it helps our bullpen for the rest of the series."

The left-handed Wright was almost an afterthought before the 2008 campaign but wound up as one of the team's biggest surprises. He was so successful out of the bullpen in 17 relief appearances that the coaches tried his hand at starting against VCU in early April. Though he only threw 2.1 innings in that game, his workload steadily increased until he went the distance in an upset of No. 1 Miami in May.

Joining Ballard and Wright in the weekend rotation will likely be Sean McDermott, a left-handed sophomore who took his lumps in 16 appearances (seven starts) as a freshman. His struggles were never a matter of talent or mentality, but rather that he had never thrown so much during his days in the wintery northeast and he was simply running out of gas.

Junior Josh Wymer and freshmen Mathew Price and Luke Erickson will be the main candidates for the mid-week starting roles, pitching for the Hokies in games that are just as important as the ones that come on weekends against ACC competition.

"I don't want to undersell those mid-week starting jobs," Hughes said. "We're not at a point to talk about preferential wins – winning on any day is important for our program right now. First of all, we need to win on Tuesdays and Wednesdays if we want to be considered for at-large bids to the national tournament, which is our ultimate goal. And second of all, it builds confidence and you feel good heading into the weekend after having won on Tuesday and Wednesday. Those are going to be really valuable spots for guys to win so they can get us going and get Ws on our record."

Wymer was actually the Hokies' opening day starter in 2008 and ended up leading the staff with five wins, while Price, a 34th round draftee of the Atlanta Braves, and Erickson, a talented lefty from Richmond, Va., possess great potential.

"When you have a program with depth and competitiveness, those mid-week starting jobs are auditions to bump somebody out of a weekend job," Hughes said. "I want kids who are starting in the middle of the week to try to prove me wrong and to show me that they belong pitching on the weekends. I'll be curious to see if those young guys have the competitive spirit to do that."

RELIEF PITCHERS

The Hokie who made the biggest improvement in the offseason was 6-5 right-hander Jesse Hahn, and he also represents the biggest change in the pitching staff heading into the 2009 campaign. Hahn started a team-high nine games in 2008, but his stuff has become so electric that the

Hokies intend on using him as a lights-out closer this season.


"The age-old question is what do you do with that arm?" Hughes said of Hahn. "Do you start him once a week? Or do you roll the dice with him as a closer and run the risk of not getting to a save situation? We think our program is better now to the point where we are going to be in save situations. We couldn't do that last year, and that's why Rhett became a starter. It's not written in stone, but I think we're good enough with enough depth to get to save situations this year."

But as Hughes alluded to, there is no reason to have a dominant closer if you don't have the middle relief to reach him when you need to. That's where pitchers like juniors Ben Rowen, Kyle Cichy and Rob Whitley, redshirt sophomore Brandon Fisher, and even Wymer factor in.

"Those guys are going to be the most valuable part of our team," Hughes said. "They're going to have to bridge the gap from our starters to our closer. The middle relievers have to know their job and come in and get it done every time we ask them to. They have to be consistent and pound the zone."

Also adding depth out of the bullpen will be redshirt junior Dave Zappacosta, redshirt sophomore Danny Farris and freshman Clark Labitan. Zecchino could contribute when he becomes 100 percent healthy, as could Shaban when he is not serving in another role. Sophomore Jake Peeling will likely sit out the year as he rehabs from shoulder surgery.

Junior college transfer Ben Rowen, thanks to his unique and hard-to-hit throwing motion, will be instrumental in relief out of the bullpen.



From the Virginia Tech athletics department's side of things, the March 18th baseball exhibition with the New York Yankees in Blacksburg was, to say the least, a challenge.

There were months of planning, preparations and brainstorming. Tough decisions were made. Hours were spent credentialing media, staffing security, and getting English Field ready for the most famous visitors it will ever see. There were countless jobs to be done, and at times, it seemed as if the actual game would never arrive.

But early on in the process, Tech head coach Pete Hughes said something that kept it all in perspective.

"With all the meetings and interviews and work that goes into an event as big as this," he said. "It's easy to forget what we're actually doing, and we can't let that happen."

What the Hokies were doing was playing host to the most recognizable sports franchise in the world - the NEW YORK YANKEES. And it wasn't just for kicks - the Yankees organization was honoring a classy commitment made in May of 2007 to do whatever it could to help the Blacksburg community's ongoing healing process from the campus tragedy of April 16, 2007.

And the day went off with hardly a hitch. Over 100 members of the media were in town to chronicle one of the most unique events in Tech or Yankee history, one in which 5,311 fans crammed into English Field for a day of remembrance of what was, and for a celebration of what is yet to come.

In this day and age, there are so many instances in sports where the actual game is an afterthought. With college bowl games and their week-long hoopla, the NBA and its mid-game entertainment, and the NFL and its sponsorships and advertisements, often times the reason for all of it - what goes on between the lines - becomes secondary.

But on March 18th in Blacksburg, that couldn't have been more false. The Yankees decided to honor Tech's fallen and connect with Tech's future by doing what they do best - playing the game of baseball. What happened at English Field that day was not just an 11-0 victory by the Yankees, but a special moment shared between grown men who've realized their dreams, young men who still have a chance to reach theirs, and thousands of fans who got to witness it while imagining theirs.



YANKEES GIVE HOKIES





Virginia Tech Baseball
New York at Virginia Tech
Mar 18, 2008 at Blacksburg, Va. (English Field)

New York 11

Virginia Tech 0

Player	ab	r	h	rbi	bb	so	po	a	lob	Player	ab	r	h	rbi	bb	so	po	a	lob	
Johnny Damon lf	0	2	0	0	2	0	0	0	0	Sean O'Brien 1b	3	0	0	0	0	0	0	6	1	0
Bernie Castro ph/lf	2	0	0	0	1	0	1	0	0	Sean Ryan cf	2	0	0	0	0	1	0	0	0	0
Derek Jeter ss	2	0	1	0	0	0	1	0	0	Austin Wates if	1	0	0	0	0	0	0	0	0	0
Alberto Gonzalez ph/ss	3	1	2	3	0	0	0	0	0	Anthony Sosnoskie c	2	0	1	0	0	0	2	0	0	0
Bobby Abreu rf	0	0	0	1	2	0	0	0	0	Chris Kay c	1	0	0	0	1	1	0	0	0	0
Jason Lane ph/lf	3	1	2	1	0	1	3	0	0	Jose Cueto lf/rf	3	0	1	0	1	4	0	1	4	0
Alex Rodriguez 3b	0	0	0	2	1	0	0	0	0	Matt Hacker 2b	3	0	0	0	1	2	4	0	0	0
Morgan Ensberg ph/3b	2	0	1	1	1	0	0	2	0	Michael Seaborn 3b	1	0	0	0	0	0	0	0	0	0
Jason Giambi dh	2	0	0	0	0	0	0	4	0	Matt Blow ph/3b	2	0	0	0	1	0	1	1	1	1
Greg Porter ph/dh	3	0	0	0	1	0	0	3	0	Ty Hohman ss	1	0	0	0	0	2	2	0	0	0
Jorge Posada c	1	0	0	0	1	0	1	0	0	Tony Balisteri ss	1	0	0	0	1	0	1	0	1	0
Chad Moeller c	2	1	1	0	0	0	5	1	0	Steve Bumbry rf	1	0	0	0	0	3	0	1	0	0
Robinson Cano 2b	3	0	0	0	0	0	2	3	0	Klint Reed cf	1	0	0	0	0	0	0	0	0	0
Cody Ransom 2b	0	1	0	0	1	0	2	0	0	Travis Willson dh	1	0	0	0	0	0	0	0	0	0
Shelley Duncan 1b	2	1	0	0	0	0	5	0	0	Brandon Lower ph	1	0	0	0	1	0	0	0	0	0
Wilson Betemit 1b	2	1	1	0	0	0	3	0	0	Andrew Wells p	0	0	0	0	0	0	0	0	0	0
Melky Cabrera cf	2	1	1	0	0	0	1	0	0	Dave Zappacosta p	0	0	0	0	0	0	0	0	0	0
Brett Gardner cf	1	2	1	1	0	0	0	0	0	Rob Waskiewicz p	0	0	0	0	0	0	0	0	0	0
Jeff Karstens p	0	0	0	0	0	0	0	0	0	Brandon Fisher p	0	0	0	0	0	0	0	0	0	0
Chris Britton p	0	0	0	0	0	0	0	0	0	Rob Whitley p	0	0	0	0	0	0	1	0	0	0
Dan Giese p	0	0	0	0	0	0	0	0	0	Jose Wymer p	0	0	0	0	0	0	0	0	0	0
Jose Veras p	0	0	0	0	0	0	0	0	0	Rhett Ballard p	0	0	0	0	0	0	0	0	0	0
Totals	30	11	10	10	10	3	21	7	9	Totals	24	0	2	0	0	7	21	9	3	3

Score by Innings	1	2	3	4	5	6	7	R	H	E
New York	1	3	0	0	0	2	5	11	10	1
Virginia Tech	0	0	0	0	0	0	0	0	2	1



A DAY TO REMEMBER



A 2008 TIMELINE OF HIGHLIGHTS

February 23: Virginia Tech began its 115th season of play by defeating Pittsburgh, 7-3, in a tournament held on Coastal Carolina's campus, pushing its opening day record to 58-55-2. Of the 21 new faces on Tech's roster, five saw action in the game, including starting pitcher Josh Wymer.

March 18: The Hokies played host to the New York Yankees in an exhibition for the ages. See the spread on pages 10-11 for more on this special day.

March 25: The Hokies' bats exploded in emphatic fashion at James Madison, as they recorded a season-high 19 hits, 18 runs and 17 RBIs to win 18-11.

March 28: Though the Hokies lost 10-1 to Virginia, senior Jose Cueto tied an ACC and Tech single-game record by hitting two triples.

April 4: Tech won its first ACC game of the season over Maryland thanks to three home runs by Sean O'Brien. The redshirt senior went yard in three consecutive at-bats – the last two of which gave Tech a lead, including the final 8-7 margin – to become the first Hokie to hit three dingers in a game since 2002.

April 11: In just his second start since 2006, pitcher Rhett Ballard tossed the first of Tech's two complete games on the year by striking out a then career-high nine batters in a 7-3 win at Wake Forest.

April 12: It was a game of firsts for the Hokies in Winston-Salem, as they defeated Wake Forest 13-4 behind freshman Tony Balisteri's career-high three hits and first collegiate home run. After winning game one against the Demon Deacons the previous day, the 13-4 win gave Tech its first ACC series win since March 11 of 2007, and it was the first time Tech had ever claimed the first two games of an ACC

set. The 13 runs tied for the most ever scored by Tech in an ACC game, and the nine-run advantage proved to be the largest margin of victory for Tech in ACC play.

April 16: Playing on the one-year anniversary of the campus tragedy in which 32 people were murdered, the Hokies banged out 16 hits, while limiting Liberty to just four, to record an 11-1 victory in Lynchburg, Va. Liberty paid tribute to the victims in a classy gesture before the game, but was limited to just five base runners by Tech's staff. In fact, Tech retired 19 of the last 20 Liberty batters, including 13 in a row at one point.

May 4: Ballard struck out a Tech season-high 11 batters in just six innings against Presbyterian in game one of a doubleheader, a number that topped his career high from April 11.

May 7: Freshman Austin Wates tied Cueto's record from March 28 with two triples to give him a total of six on the year, a mark that led the ACC at season's end. The six triples tied for the third most hit by a Hokie in a single season.

May 10: The Hokies stunned No. 1-ranked Miami, 7-6, in the first game of a doubleheader to record their second victory over a top-ranked team in three seasons (Florida State in 2006). Freshman pitcher Justin Wright was the story of the game, as he struck out a career-high seven batters in going the distance to toss his first complete game.

May 17: Needing a victory to equal their highest ACC win total since joining the league and to better their winning percentage from 2007, the Hokies fell to Duke, 7-5, in the season finale to finish with a 23-32 record. Sean Ryan hit his first career home run.

Freshman pitcher Justin Wright provided the Hokies with the highlight of their season when he tossed a complete game to upset No. 1-ranked Miami on May 10.



Third-year head coach Pete Hughes looks back on the 2008 season

"Although they're not the numbers we want yet, our pitching numbers were better. Our hitting numbers were better and our strikeouts were down. Looking at our philosophies on the game, the program and how it should be production-wise – we've started to improve in the areas where a championship baseball team is supposed to. We're growing.

"We had 17 or 18 guys who played in their first Division I game last year, and they did it in the ACC. In some ways, I consider last year my first year. We inherited a team with 10 seniors and I only got a chance to bring in one guy, so I look at last year as the first year of our 'program.' And that's not to take anything away from 2007 and the people who were involved in it because they were great kids, but I'd rather judge things on the 21 new guys we brought in after a full year of recruiting.

"We didn't restock the roster by going the junior college route; we did it by going the long-term, developmental route. By doing so, you take steps back to move forward, and that's what we're doing. There were a ton of instances where we lost so many close games last year, and that's due to inexperience and youth. The best thing about that is all of those new guys are a year older, they've been in the fire and made their mistakes, they know what's expected of them and they know what atmosphere they're playing in now.

"Because of that, I think they're going to thrive this year. I look at last year as an unbelievably beneficial year for us because of all of those kids getting the experience needed to become a winning team. We sacrificed and paid the dues last year – now those kids need to start reaping the benefits of playing young in the best league in the country."

Freshman Austin Wates led the ACC by hitting six triples in 2008.



VIRGINIA TECH BASEBALL

2008 Game-by-Game Results

Date	Opponent	Score	Inns	Overall	ACC	Pitcher of record	Attend	Time
+ Feb 23, 2008	vs Pittsburgh	w 7-3	9	1-0-0	0-0-0	Wymer, J (W 1-0)	173	1:58
+ Feb 24, 2008	vs Pittsburgh	L 8-12	9	1-1-0	0-0-0	Wells, A (L 0-1)	107	3:10
+ Feb 24, 2008	at Coastal Carolina	L 3-4	9	1-2-0	0-0-0	McDermott, S (L 0-1)	489	2:45
+ Feb 25, 2008	at Coastal Carolina	L 3-4	(10)	1-3-0	0-0-0	Ballard, R (L 0-1)	574	3:03
Feb 27, 2008	at Davidson	w 14-10	9	2-3-0	0-0-0	Cross, D (W 1-0)	74	3:07
^ Feb 29, 2008	CENTRAL CONN. STATE	w 11-3	9	3-3-0	0-0-0	Wymer, J (W 2-0)	105	2:11
^ Mar 01, 2008	CENTRAL CONN. STATE	w 14-12	9	4-3-0	0-0-0	Cross, D (W 2-0)	140	2:51
^ Mar 01, 2008	CENTRAL CONN. STATE	w 16-8	9	5-3-0	0-0-0	Hahn, J (W 1-0)	140	2:43
^ Mar 02, 2008	BINGHAMTON	w 12-1	9	6-3-0	0-0-0	McDermott, S (W 1-1)	235	2:30
Mar 05, 2008	at Radford	w 7-6	9	7-3-0	0-0-0	Ballard, R (W 1-1)	200	2:58
* Mar 07, 2008	at #19 Georgia Tech	L 1-14	9	7-4-0	0-1-0	Wymer, J (L 2-1)	1313	2:18
* Mar 08, 2008	at #19 Georgia Tech	L 4-6	9	7-5-0	0-2-0	McDermott, S (L 1-2)	980	3:11
* Mar 09, 2008	at #19 Georgia Tech	L 1-2	9	7-6-0	0-3-0	Hahn, J (L 1-1)	1455	2:22
Mar 11, 2008	JAMES MADISON	L 3-10	9	7-7-0	0-3-0	Wells, A (L 0-2)	349	2:59
Mar 12, 2008	FORDHAM	L 12-13	9	7-8-0	0-3-0	Whitley, R (L 0-1)	203	3:23
* Mar 14, 2008	at #3 North Carolina	L 1-11	9	7-9-0	0-4-0	Wymer, J (L 2-2)	779	2:47
* Mar 15, 2008	at #3 North Carolina	L 5-6	(11)	7-10-0	0-5-0	Ballard, R (L 1-2)	523	3:18
* Mar 16, 2008	at #3 North Carolina	L 0-6	9	7-11-0	0-6-0	Hahn, J (L 1-2)	603	2:20
Mar 20, 2008	BOSTON COLLEGE	L 6-12	9	7-12-0	0-6-0	Waskiewicz, R (L 0-1)	205	3:08
* Mar 21, 2008	#3 FLORIDA STATE	L 4-9	9	7-13-0	0-7-0	Wymer, J (L 2-3)	565	2:33
* Mar 22, 2008	#3 FLORIDA STATE	L 11-12	9	7-14-0	0-8-0	McDermott, S (L 1-3)	705	3:33
* Mar 23, 2008	#3 FLORIDA STATE	L 12-18	9	7-15-0	0-9-0	Hahn, J (L 1-3)	210	3:28
Mar 25, 2008	at James Madison	w 18-11	9	8-15-0	0-9-0	Waskiewicz, R (W 1-1)	459	3:31
* Mar 28, 2008	at #15 Virginia	L 1-10	9	8-16-0	0-10-0	Wymer, J (L 2-4)	2157	2:50
* Mar 29, 2008	at #15 Virginia	L 2-9	9	8-17-0	0-11-0	Cross, D (L 2-1)	2070	2:38
* Mar 30, 2008	at #15 Virginia	L 1-2	9	8-18-0	0-12-0	Ballard, R (L 1-3)	1752	2:57
Apr 01, 2008	RADFORD	w 9-5	9	9-18-0	0-12-0	Wright, J (W 1-0)	407	2:47
Apr 02, 2008	LONGWOOD	w 8-7	9	10-18-0	0-12-0	Waskiewicz, R (W 2-1)	205	2:38
* Apr 04, 2008	MARYLAND	w 8-7	9	11-18-0	1-12-0	Wymer, J (W 3-4)	155	2:39
* Apr 05, 2008	MARYLAND	L 8-13	9	11-19-0	1-13-0	Cross, D (L 2-2)	1230	3:11
* Apr 06, 2008	MARYLAND	L 2-5	9	11-20-0	1-14-0	Wells, A (L 0-3)	276	2:31
Apr 08, 2008	DAVIDSON	w 5-4	9	12-20-0	1-14-0	Cichy, K (W 1-0)	165	2:31
Apr 09, 2008	VCU	w 9-1	9	13-20-0	1-14-0	Hahn, J (W 2-3)	378	2:27
* Apr 11, 2008	at Wake Forest	w 7-3	9	14-20-0	2-14-0	Ballard, R (W 2-3)	1188	2:39
* Apr 12, 2008	at Wake Forest	w 13-4	9	15-20-0	3-14-0	Wright, J (W 2-0)	1674	2:40
* Apr 13, 2008	at Wake Forest	L 2-3	9	15-21-0	3-15-0	Hahn, J (L 2-4)	767	2:37
Apr 16, 2008	at Liberty	w 11-1	9	16-21-0	3-15-0	Wymer, J (W 4-4)	1763	2:26
* Apr 18, 2008	#28 NC STATE	L 2-8	9	16-22-0	3-16-0	Ballard, R (L 2-4)	547	2:54
* Apr 19, 2008	#28 NC STATE	w 4-3	9	17-22-0	4-16-0	Wymer, J (W 5-4)	217	2:51
* Apr 20, 2008	#28 NC STATE	L 5-11	9	17-23-0	4-17-0	McDermott, S (L 1-4)	382	2:55
Apr 22, 2008	RADFORD	w 5-4	9	18-23-0	4-17-0	Waskiewicz, R (W 3-1)	104	2:35
* Apr 25, 2008	at Clemson	L 5-13	9	18-24-0	4-18-0	Ballard, R (L 2-5)	4885	2:58
* Apr 26, 2008	at Clemson	L 7-8	9	18-25-0	4-19-0	Wymer, J (L 5-5)	4707	2:45
* Apr 27, 2008	at Clemson	L 2-10	9	18-26-0	4-20-0	Hahn, J (L 2-5)	3641	2:39
Apr 30, 2008	at VMI	L 7-8	9	18-27-0	4-20-0	Ballard, R (L 2-6)	683	2:58
May 04, 2008	PRESBYTERIAN	w 7-1	9	19-27-0	4-20-0	Ballard, R (W 3-6)	357	2:22
May 04, 2008	PRESBYTERIAN	w 6-5	(10)	20-27-0	4-20-0	Hahn, J (W 3-5)	357	2:46
May 07, 2008	LIBERTY	L 6-7	9	20-28-0	4-20-0	McDermott, S (L 1-5)	183	2:15
* May 09, 2008	#1 MIAMI	L 4-12	9	20-29-0	4-21-0	Ballard, R (L 3-7)	313	3:01
* May 10, 2008	#1 MIAMI	w 7-6	9	21-29-0	5-21-0	Wright, J (W 3-0)	443	2:29
* May 10, 2008	#1 MIAMI	L 2-9	9	21-30-0	5-22-0	Hahn, J (L 3-6)	641	2:43
May 13, 2008	WILLIAM & MARY	w 10-5	9	22-30-0	5-22-0	Wells, A (W 1-3)	211	3:09
* May 15, 2008	DUKE	L 2-4	9	22-31-0	5-23-0	Ballard, R (L 3-8)	134	2:37
* May 16, 2008	DUKE	w 8-5	9	23-31-0	6-23-0	Wright, J (W 4-0)	189	2:38
* May 17, 2008	DUKE	L 5-7	9	23-32-0	6-24-0	Hahn, J (L 3-7)	603	2:39

* = Conference game

+IMICHotels.com INN-vitational, Conway, SC

^Hawthorn Suites Invitational

VIRGINIA TECH BASEBALL

2008 Statistics

Record: 23-32 Home: 16-15 Away: 6-16 Neutral: 1-1 ACC: 6-24

Player	avg	gp-gs	ab	r	h	2b	3b	hr	rbi	tb	slg%	bb	hp	so	gdp	ob%	sf	sh	sb-att	po	a	e	fld%	
8 Sean O'Brien	.332	55-55	202	45	67	18	1	8	40	111	.550	51	7	36	3	.479	1	1	5-8	432	37	2	.996	
35 Austin Wates	.324	53-51	216	35	70	10	6	2	33	98	.454	11	6	33	3	.369	3	2	15-20	92	70	14	.920	
13 Anthony Sosnoskie	.315	45-45	184	25	58	15	0	6	37	91	.495	16	7	31	5	.389	1	1	0-1	287	33	7	.979	
3 Sean Ryan	.305	54-50	190	36	58	9	0	1	20	70	.368	25	3	34	2	.389	3	9	10-19	118	3	1	.992	
25 Jose Cueto	.282	51-45	181	29	51	11	3	4	27	80	.442	9	0	28	1	.313	2	1	4-6	52	5	3	.950	
26 Michael Seaborn	.259	46-45	158	34	41	6	1	8	24	73	.462	11	6	37	2	.330	1	4	0-0	32	78	14	.887	

Rhoads, D	.500	5-0	6	1	3	1	0	0	1	4	.667	1	0	2	0	.571	0	0	0-0	0	0	0	.000	
4 Travis Willson	.333	14-0	9	3	3	1	0	0	0	4	.444	0	0	2	0	.333	0	0	0-0	5	0	0	1.000	
5 Matt Hacker	.328	38-36	134	32	44	7	0	4	23	63	.470	13	0	26	3	.383	2	4	5-7	60	99	10	.941	
23 Matt Blow	.290	41-26	100	16	29	6	0	1	21	38	.380	16	4	17	4	.402	2	0	5-5	28	10	1	.974	
7 Klint Reed	.287	39-38	143	28	41	9	2	2	27	60	.420	17	1	25	2	.360	3	1	5-8	79	2	2	.976	
40 Chris Kay	.268	22-11	41	3	11	1	0	0	4	12	.293	2	1	7	0	.304	2	1	0-0	90	10	2	.980	
2 Steve Bumbry	.266	45-35	124	30	33	8	1	5	27	58	.468	25	6	42	1	.413	0	2	1-5	60	6	1	.985	
11 Ty Hohman	.242	27-25	91	15	22	4	0	1	16	29	.319	8	4	13	0	.324	2	6	2-2	28	58	5	.945	
10 Tony Balisteri	.220	42-32	118	19	26	5	3	1	19	40	.339	10	1	38	3	.287	0	2	2-2	59	79	17	.890	
34 Brandon Lower	.000	7-1	6	2	0	0	0	0	1	0	.000	4	1	4	0	.455	0	0	0-0	4	1	1	.833	
Totals	.293	55	1903	353	557	111	17	43	320	831	.437	219	47	375	29	.376	22	34	54-83	1454	567	101	.952	
Opponents	.295	55	1942	393	572	122	12	55	349	883	.455	236	72	374	30	.387	22	44	62-89	1452	575	81	.962	

LOB - Team (420), Opp (469). DPs turned - Team (43), Opp (39). IBB - Team (4), O'Brien, S 3, Sosnoskie, A 1, Opp (15). Picked off - Blow, M 3, Wates, A 2, Sosnoskie, A 2, O'Brien, S 1, Ryan, S 1, Hohman, T 1, Hacker, M 1.

(All games sorted by earned run avg.)

Player	era	w-l	app	gs	cg	sho	sv	ip	h	r	er	bb	so	2b	3b	hr	b/avg	wp	hp	bk	sfa	sha
21 Rob Waskiewicz	3.56	3-1	15	1	0	0/0	0	30.1	39	17	12	6	21	6	0	2	.312	2	2	2	1	0
12 Brandon Fisher	3.65	0-0	12	0	0	0/0	0	12.1	8	8	5	9	18	3	1	1	.174	2	1	1	0	1
24 Justin Wright	4.16	4-0	23	6	1	0/0	1	62.2	56	33	29	29	57	13	1	6	.243	3	8	0	3	5
36 Jesse Hahn	4.64	3-7	14	9	0	0/0	0	64.0	70	49	33	25	36	11	3	4	.283	9	9	1	3	12
33 Rhett Ballard	4.66	3-8	26	7	1	0/0	3	75.1	72	52	39	41	74	16	2	10	.250	10	21	0	3	6
31 Kyle Cichy	5.80	1-0	16	0	0	0/0	3	35.2	42	26	23	22	28	13	0	2	.300	8	3	0	4	1
16 Josh Wymer	5.94	5-5	11	7	0	0/0	0	50.0	59	40	33	16	38	14	2	6	.285	1	7	3	1	1
38 Sean McDermott	6.32	1-5	16	7	0	0/0	0	52.2	64	45	37	23	37	15	1	8	.305	2	5	0	1	7
20 Andrew Wells	6.37	1-3	10	8	0	0/0	0	35.1	55	32	25	19	19	11	0	6	.369	1	5	0	2	5
28 Dave Zappacosta	8.10	0-0	10	0	0	0/0	0	13.1	12	13	12	10	8	2	0	2	.231	4	5	0	0	0
15 David Cross	8.29	2-2	14	6	0	0/0	0	33.2	54	39	31	14	24	13	1	4	.358	2	3	0	3	4
39 Jake Peeling	11.57	0-0	2	1	0	0/0	0	2.1	3	6	3	8	1	1	0	0	.300	0	2	0	0	0
Cornwell, B	13.50	0-0	3	0	0	0/0	0	3.1	6	6	5	3	3	2	1	1	.400	2	0	0	0	0
18 Rob Whitley	15.15	0-1	5	3	0	0/0	0	13.2	32	27	23	11	10	2	0	3	.444	8	1	0	1	2
Totals	5.76	23-32	55	55	2	0/0	7	484.2	572	393	310	236	374	122	12	55	.295	54	72	7	22	44
Opponents	5.32	32-23	55	55	2	1/1	12	484.0	557	353	286	219	375	111	17	43	.293	53	47	8	22	34

PB - Team (10), Sosnoskie, A 6, Kay, C 4, Opp (9). Pickoffs - Team (6), Hahn, J 2, Ballard, R 1, Wymer, J 1, McDermott, S 1, Waskiewicz, R 1, Opp (11). SBA/ATT - Sosnoskie, A (45-63), Kay, C (15-18), Cichy, K (12-13), Ballard, R (3-10), Hahn, J (7-10), McDermott, S (5-9), Cross, D (8-9), Wright, J (2-7), Wells, A (6-7), Zappacosta, D (5-6), Whitley, R (5-6), Wymer, J (4-5), Waskiewicz, R (3-5), Fisher, B (1-1), Peeling, J (1-1).

MEET THE HOKIES



Meet the Coaching Staff



PETE HUGHES
Head Coach

Pete Hughes took over the reigns of the Virginia Tech baseball program in the summer of 2006, following the retirement of Hall of Fame coach Chuck Hartman after 28 years at Tech and 47 years as a head coach. Hughes has earned a reputation for producing results on the field and in the classroom during his 12 years as a head coach on the collegiate level, and two seasons into his Blacksburg tenure, that reputation is proving to be true. With Hughes and his staff having rebuilt the roster through tireless recruiting efforts, Hughes appears to have the Hokies poised to post their best record since joining the ACC.

"I am pleased and proud that we have been able to attract an outstanding young head coach to follow one of the winningest coaches in NCAA history," said Jim Weaver, Tech director of athletics, when announcing Hughes' arrival. "Pete Hughes is familiar with the Atlantic Coast Conference and knows Virginia Tech, having competed against us in recent years in both the BIG EAST and the ACC. He also knows that we want to be a nationally competitive baseball program. I believe Coach Hughes is the right person for Virginia Tech at this moment in time."

Before arriving at Tech, Hughes, 41, spent the previous eight seasons as the head coach at Boston College, where he compiled a 250-181-2 record. He also was the head coach at Trinity University in Texas for two seasons (1997-98), guiding the Tigers to a 52-30 mark.

Prior to Hughes' arrival, Boston College averaged 13 wins a season over 35 years. During their eight seasons under Hughes, the Eagles averaged 31 wins per year. In 2005, he led BC to a school record 37 wins and his squad was named the Division I New England Baseball Team of the Year.

During his first two seasons at Boston College,

Hughes guided his teams to back-to-back single-season school marks for win improvements (nine). He took over a team that finished 17-23-1 during the 1998 season and coached it to a 26-21-1 record in 1999. The following season, the Eagles posted a 35-20 record and made just their second-ever appearance in the BIG EAST Tournament.

Hughes was named BIG EAST, New England and ABCA/Diamond Division I Northeast Region Coach of the Year following the 2000 season. He also earned BIG EAST Conference Coach of the Year honors in 2002 and was the New England Coach of the Year again in 2005. Hughes took the Eagles to the BIG EAST Tournament a total of five times in seven seasons.

In 2006, Boston College posted a 28-25-1 record during its first year of Atlantic Coast Conference competition and finished fourth in the Atlantic Division. Among the Eagles' ACC victories were three wins against the Hokies in Blacksburg, along with two wins versus Georgia Tech and a victory against Clemson, both of which went on to participate in the 2006 NCAA College World Series.

Thirty-one players (plus VT's Warren Schaeffer) who were coached or recruited by Hughes at BC have been drafted or signed pro contracts, and four have received All-American honors. Pitcher Chris Lambert was selected in the first round of the Major League Baseball Draft by the St. Louis Cardinals in 2004, becoming the first-ever Boston College player to be selected in the opening round. He made his major-league debut with Detroit in 2008. Twenty-eight of those 32 players were undrafted out of high school, a further testament to his commitment to developing and helping players reach their full potential.

Even more impressive was the Eagles' academic success under Hughes. During his eight seasons at Boston College, the baseball program had a 100 percent graduation rate.

At Trinity University (Texas), Hughes inherited a team that had averaged 11 wins per season in each of the previous 17 years. In just two years with the program, Trinity averaged 26 victories and won 63 percent of its games under Hughes, setting the school record for wins (33) and earning a regular season conference championship during his second and final season in 1998.

Hughes began his coaching career at Hamilton College in New York in 1990-91 and found himself torn between football and baseball. During his year at Hamilton, he served as an assistant in football and held the top assistant and recruiting coordinator jobs for baseball. He continued his dual-sport coaching roles in the very same capacities at Northeastern University in Boston from fall 1991 through spring 1996. When he started his stint with the Huskies, he was the youngest full-time assistant coach in the Division I-AA football ranks, but when he left, he was headed to the state of Texas to be a college baseball head coach.

As a player, the Brockton, Mass., native was a four-year standout as a third baseman on the diamond and a four-year starter at quarterback on the gridiron at Davidson College (1986-90). Hughes was captain of the baseball team as a senior in 1990 and graduated that year with a bachelor of arts in sociology/anthropology.

Hughes and his wife Debby have five children, sons Thomas, 12, Hal, 10, Dominic, 8, and PJ, 4, and a daughter Grace, 6.

Hughes' File

PERSONAL:

Born: 1/11/68, Brockton, Mass.
Hometown: Brockton, Mass.
Wife: former Debby DeCou
Children: Thomas, Hal, Dominic, Grace, PJ

EDUCATION:

High School: Boston College High School (1986)
College: Davidson College (1990)

PLAYING EXPERIENCE:

1986-90 Davidson College
(four-year letterman, baseball/football)

COACHING CAREER:

1990-91 Hamilton College
(assistant coach, baseball/football)
1991-96 Northeastern University
(assistant coach, baseball/football)
1996-98 Trinity University (head coach)
1998-06 Boston College (head coach)
2006- Virginia Tech (head coach)

CAREER HEAD COACHING RECORD:

1997	Trinity University	19-19-0
1998	Trinity University	33-11-0
1999	Boston College	26-21-1
2000	Boston College	35-20-0
2001	Boston College	29-22-0
2002	Boston College	30-25-0
2003	Boston College	33-21-0
2004	Boston College	32-27-0
2005	Boston College	37-20-0
2006	Boston College	28-25-1
2007	Virginia Tech	23-31-0
2008	Virginia Tech	23-32-0
Overall.....		348-274-2 (.559)
At VT.....		46-63-0 (.422)
At BC.....		250-181-2 (.577)
At Trinity.....		52-30-0 (.634)

Players who were drafted or signed pro contracts under Hughes:

- 1999Sean McGowan (Giants)
Jeff Waldron (Red Sox)
 - 2000Steve Langone (Dodgers)
Eric Olson (Yankees)
Mike Gambino (Red Sox)
 - 2001Jed Rogers (Red Sox)
 - 2002Jeff Mackor (Astros)
Mark Sullivan (Rangers)
 - 2003Matt Elfeldt (Red Sox)
 - 2004Chris Lambert (Cardinals)*
Mike Wlodarczyk (Expos)
Jake Marsello (Cubs)
Kevin Shepard (Phillies)
Ryan Morgan (Cubs)
Matt O'Donnell (Astros)
Ryan Leahy (Angels)
 - 2005Mike Wlodarczyk (Devil Rays)
Jason Delaney (Pirates)
Joe Martinez (Giants)
Drew Locke (Dodgers)
Marco Albano (Angels)
 - 2006Matt Meyer (Indians)
Shawn McGill (Phillies)
Ryne Reynoso (Braves)
Kevin Boggan (Giants)
Dave Preziosi (Dodgers)
 - 2007Warren Schaeffer (Rockies)
Joe Ayers (Diamondbacks)
Kevin Boggan (Devil Rays)
Terry Doyle (Dodgers)
Nate Jeanes (Phillies)
 - 2008Steve Domecus (White Sox)^
Mathew Price (Braves)^
Eric Campbell (Mets)
Nick Asselin (Yankees)
Terry Doyle (White Sox)
Dan Houston (Rockies)
- *1st Round
^ Playing for VT now

Hughes' record of projecting and developing
 # of drafted players coached or recruited by Hughes: 34
 # of those players who were originally drafted out of high school: 5
 # of those five who improved their draft status by going to college: 3 (not counting Mathew Price)
 # of pitchers drafted: 20 (18 came to college undrafted out of high school)



Coach Pete Hughes and his wife Debby with their children (from l-r) Hal, PJ, Thomas, Grace and Dominic.

Pete Hughes On ...

Coaching Philosophy

"My goal is to never get out-competed or out-worked, and to be very aggressive and force the action no matter where we are playing or who we are playing. That's always been my style and I think kids who have bought into that mindset have reached their potential and then some."

Academics

"As far as evaluating our program from top to bottom, academic performance will always be at the top of my list. We are going to overachieve in the classroom. Without a doubt, performance and effort in the classroom correlates to performance and effort on the baseball field."

Graduating Players

"That's my job. I have a huge responsibility to do that. The only kids I want to coach are kids who are motivated to graduate and are motivated academically. I don't want to coach anybody who has different ideals than that."

Conditioning

"Strength and conditioning is the quickest way for us to have success. Our strength coach, Terry Mitchell, and his staff have done an unbelievable job with our program. Based on mid-year testing, this is the strongest team I've ever coached."

Community Involvement

"I think it's important for kids at this stage to get out of their comfort zone ... to get out and do more than what they are doing in their regular academic and baseball lives. Doing things other than athletic-related activities together is healthy for the team and healthy for the individuals. My family and I have raised over \$300,000 for cancer research over the years. There are bigger things out there other than college athletics – and our players need to know that."

The Right Kid

"I just love high energy, competitive kids who care about being good students and good people. When you find that, then you've got something to work with ... then you look to see if they can play."

Meet the Coaching Staff



DAVE TURGEON

Associate Head Coach

Dave Turgeon is in his third season as the Hokies' associate head coach and pitching coach. He arrived in Blacksburg by way of Duke University, and in addition to several coaching stints in both college and the minor leagues, he also had an extensive playing career that traveled him around the globe.

Turgeon was the first staff member named by head coach Pete Hughes. The two are not strangers, however, as Turgeon coached under Hughes at Boston College, and the two were teammates during their collegiate playing days at Davidson College.

"Dave has been an unbelievable asset in carrying on the winning tradition of Hokie baseball," said Hughes. "In his six years at the college level, he has become one of the most respected recruiters and evaluators in the country. Also, Dave will get the best out of our pitching staff. Instructionally and being able to motivate on a daily basis, he is the best I've ever been around."

Turgeon was the associate head coach and recruiting coordinator at Duke University during the 2006 season. He spent the 2005 and 2004 seasons as the associate head coach/pitching coach at the University of Connecticut and oversaw the pitching staff and recruiting for Hughes at Boston College during the 2002-03 academic year.

While a member of the BC staff, Turgeon worked directly with current Detroit Tigers pitcher Chris Lambert, who was the St. Louis Cardinals' first-round draft pick and the 19th overall selection in 2004. During his tenures at Boston College and UConn, both teams saw their earned run averages drop and they both

set records for wins.

Turgeon has an extensive background as both a player and manager in the professional ranks to go with his collegiate coaching experience.

Prior to joining the staff at Boston College, Turgeon enjoyed a 13-year professional playing career – the first five in the field where he advanced to the AA level, and the last eight as a pitcher where he rose to the AAA level. He then managed and coached three years in the Cleveland Indians organization.

From 1987-90, Turgeon was an infielder in the New York Yankees system and played for both Stump Merrill and Buck Showalter. From 1991-1999, he played in Holland (1991), France (1992), Taiwan (1993-96, 1998) and Mexico (1997-99). In 1998, he returned to the United States and played for the Rochester Red Wings, the Baltimore Orioles' Class AAA affiliate.

During his professional playing days, Turgeon was a three-time all-star selection in Taiwan. He also captured 1998 Player of the Year honors with the Reynosa Broncos, a Class AAA team in the Mexican League.

After concluding his playing career, Turgeon served in various coaching capacities with the Indians. He managed the Burlington Indians of the Appalachian League in 2000 and the Mahoning Valley Scrappers of the New York-Penn League the following season. In 2002, Turgeon worked at the Indians' extended spring training in Winter Haven, Fla.

The Groton Conn., native is a 1987 graduate of Davidson College, where he earned a bachelor's degree in history. Turgeon was a three-time All-Southern Conference selection at third base for the Wildcats. He earned all-region honors his senior year, when one of his teammates was freshman Pete Hughes. In 2005, Turgeon was inducted into the Wildcat Hall of Fame, and in 2006, he was inducted into the St. Bernard High School Hall of Fame in Uncasville, Conn.

Turgeon was the third in his family to play professional baseball. His brother, Steve, played in the St. Louis Cardinals organization, while his other brother, Mike, was a minor league player of the year and batting champ with the Chicago Cubs and San Francisco Giants organizations.

Turgeon and his wife, Theresa, have four children; Calli, Allisa, Christian and Francesca.

Turgeon's File

PERSONAL:

Born: 5/15/65, New London, Conn.

Hometown: Groton, Conn.

Wife: Theresa

Children: Calli, Allisa, Christian and Francesca

EDUCATION:

High School: St. Bernard High School (1983)

College: Davidson College (1987)

PLAYING EXPERIENCE:

1984-87	Davidson College
1987-90	New York Yankees system
1991	Holland
1992	France
1993-96	Taiwan
1997	Mexico
1998	Taiwan, Mexico, Rochester Red Wings (Baltimore Orioles AAA)
1999	Mexico

COACHING EXPERIENCE:

2000-2002	Cleveland Indians organization
2000	Burlington Indians (manager)
2001	Mahoning Valley Scrappers (manager)
2002	Cleveland Indians (extended spring training)
2002-03	Boston College (pitching, recruiting)
2004-05	University of Connecticut (associate head coach, pitching)
2006	Duke University (associate head coach, pitching, recruiting)
2006-	Virginia Tech (associate head coach, pitching)





MIKE GAMBINO

Assistant Coach

Mike Gambino joined the Virginia Tech staff as an assistant coach in the summer of 2006 not only with playing and coaching accolades on his resumé, but with professional scouting experience

as well. Now in his third season in Blacksburg, he serves as the Hokies' recruiting coordinator and works with Tech's infielders and hitters. Much like associate head coach Dave Turgeon, Gambino has a history with head coach Pete Hughes, having both played and coached for him at Boston College.

"We are very fortunate to have someone with Mike's extensive background on our staff," Hughes said. "We believe his talents as an instructor and as a recruiter/evaluator are instrumental in carrying on the winning tradition of Hokie baseball. I have had the pleasure of both coaching Mike and working with him. He is loyal, a tremendous worker and a true competitor – all qualities that we need to have in our program to win in the ACC."

Gambino, 31, came to the Hokies from the Detroit Tigers, where he worked as a regional scout. Gambino was an infielder for Hughes at Boston College from 1995 through 2000, earning the team's leadership award as a redshirt sophomore in 1997-98. He was named second-team All-New England and made the BIG EAST

Gambino's File

PERSONAL:

Born: 7/9/77, Garrison, N.Y.

Hometown: Garrison, N.Y.

EDUCATION:

High School: James I. O'Neill High School (1995)

College: Boston College (1999)

Postgraduate: Boston College (2000)

PLAYING EXPERIENCE:

1995-2000	Boston College
1998	Orleans Cardinals (Cape Cod League)
2000-02	Boston Red Sox system

COACHING EXPERIENCE:

2002	Boston Red Sox (special assistant to major league staff)
2002	Lowell Spinners (hitting, infield, first-base coach)
2003-05	Boston College (volunteer coach)
2006-	Virginia Tech (assistant coach, recruiting coordinator)

SCOUTING EXPERIENCE:

2002	Major League Baseball Scout Development Program
2005-06	Detroit Tigers (Northeast & Deep South)



Academic team following the 1999 season. In 2000, Gambino collected a school record 78 hits on the way to earning first-team All-Big East, All-New England and All-Northeast Region honors.

Following his collegiate playing career, Gambino spent two seasons as a minor league infielder for the Boston Red Sox. In February 2002, he became a special assistant to the Red Sox Major League staff. In that capacity, he assisted the coaching staff with all on-field activity and aided the scouting department with coordinating the Amateur Draft.

Gambino was a coach for the Lowell Spinners, the Red Sox Short Season-A team in the New York-Penn League, from June-September 2002. He worked with hitters and infielders and coached first base for the Spinners. He also assisted with all game and prospect reports. When the season concluded, the Red Sox sent Gambino to the Major League Baseball Scout Development Program.

In January 2003, Gambino returned to Boston College as a volunteer coach for Hughes. He coordinated the developmental program for hitters and infielders, and also coordinated BC's summer baseball camps.

After two seasons with the Eagles, Gambino moved back to the pro ranks in November 2005 to become an area scout for Detroit, working in the Northeast and Deep South (Alabama, Louisiana and Mississippi).

Gambino, who received a bachelor's degree in English and theology from BC, is a native of Garrison, N.Y.

Gambino's Philosophy On ...

Hitting

"First and foremost, our hitters need to get a good pitch to hit. You can have the best swing in the world, but if you consistently swing at bad pitches and pitches out of the zone, it becomes very hard to have success at the plate.

"After that, my overlying theme is to 'keep it simple.' I don't believe in a 'cookie cutter' approach to hitting – or making every hitter do the exact same thing at the plate. There are a few basic things that all good hitters must do, but there are numerous ways to do them. Our guys have all had some level of success to get here, so let's figure out what it is that they do well and help them stay there. Hitting is all about comfort, and if you manufacture swings, players cannot ever really get comfortable.

"As a team, we'll stress a short, quick and inside approach to the baseball, with good extension through the baseball. We'll focus on our situational hitting – especially our two-strike approach – and getting a good pitch to hit. We will not spend a lot of time trying to rework swings and make all of our guys look the same, as that is counterproductive, in my opinion."

Baseball Support Staff



Mike Kunigonis

Volunteer Assistant Coach

Mike Kunigonis, a former coach at Radford, Canisius and Niagara, is in his first season with the Virginia Tech baseball staff as a volunteer assistant coach. His duties include working with Tech's outfielders, assisting with the hitters, coordinating the Hokies' camps and clinics, and helping with the in-house and everyday recruiting efforts. He also coaches first base for the Hokies.

"This will be Mike's fourth Division I program, so he's got some tremendous experience and a great resume for a young guy at this stage of his career," Tech head coach Pete Hughes said. "He's been a full-time coach before so he's been on the recruiting trail and he will be able to help us out there. He will bring a lot to our program and is a nice addition to our staff."

Kunigonis spent the 2008 season at nearby Radford University, where he served in a similar capacity as a volunteer assistant. Before coming to the New River Valley, he spent five seasons as a full-time assistant, including three at Canisius and two at Niagara.

Prior to beginning his coaching career, Kunigonis starred for four seasons at American International College and was named an All-Region, All-Conference and All-ECAC first baseman as a senior in 2001. He hit .413 that year and received the Butova Sportsmanship Award for excellence on and off the field.

The Worcester, Mass., native earned a bachelor's degree in criminal justice and sociology from AIC in 2001, and he completed his master's degree in sport administration while at Canisius in 2006.



John Shifflett

Athletic Trainer

Athletic trainer John Shifflett is in his second year as a graduate assistant in the Virginia Tech training room, and he begins his first season as the full-time athletic trainer for the baseball team.

In his time at Tech, Shifflett has worked with the Hokies' football team and men's soccer team, as well as the cheerleading and HighTech dance squads. He joined the baseball team in the fall of 2008, and will travel with the team on all road trips.

Shifflett arrived at Tech by way of Averett University in Danville, Va., where he earned a bachelor's degree in athletic training in 2007. While at Averett, he worked with the football, men's basketball and baseball teams.

In addition to his collegiate work, Shifflett has completed a pair of internships with NFL teams; the Indianapolis Colts in the summer of 2006, and the Philadelphia Eagles in the summer of 2008. He is on schedule to earn a master's in education from Tech in May of 2009.

Shifflett will be assisted this season by a trio of student trainers: Hannah Moody, Nikki Moore and Maria Santalucia.

2009
BASEBALL



Eric Cross
Assistant Equipment
Manager



Marianne Baffi
Secretary



Jason Bowers, CSFM
Sports Turf and Athletic
Fields Manager



James Siebers
Video Scouting
Coordinator



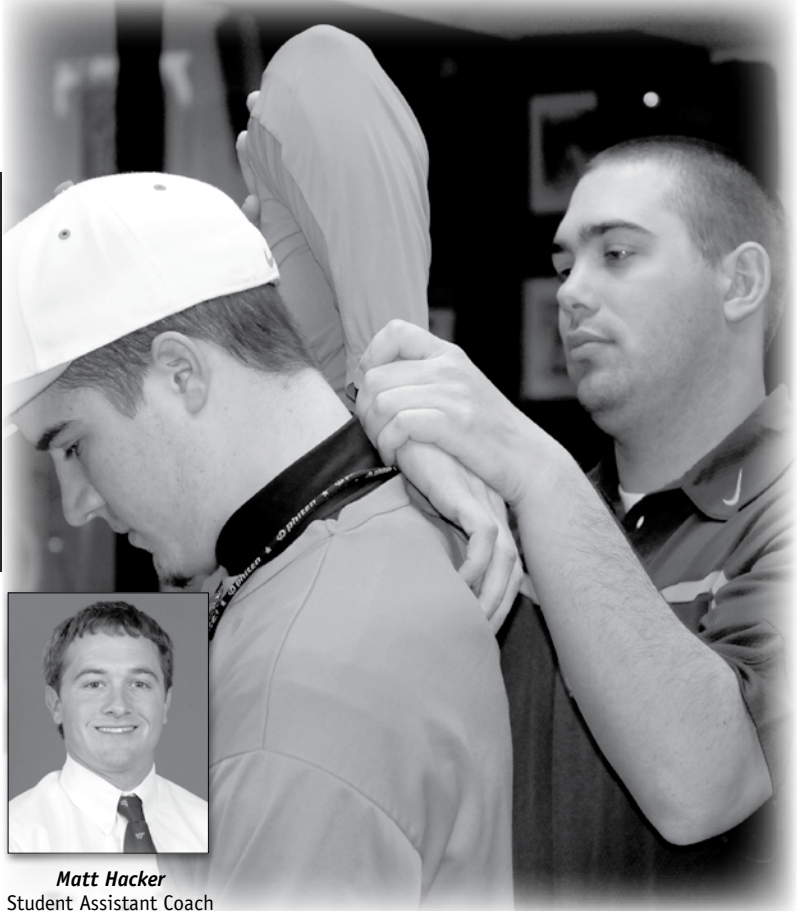
Mike McMenamin
Bullpen Catcher



Nick Beauchamp
Traveling Student
Manager



Matt Hacker
Student Assistant Coach



RECRUITING

One thing that the Virginia Tech coaching staff takes enormous pride in is its recruiting efforts and abilities. After welcoming 21 newcomers as part of the staff's initial signing class in 2008, the Tech roster features 10 more new faces in 2009. As a whole, the roster includes not only some of the best players in the Commonwealth of Virginia, but many other talented players hailing from nine other states.



Assistant coach and recruiting coordinator Mike Gambino on his recruiting philosophy:

"The first thing we will do is focus on recruiting the best players in the state of Virginia. This is a state that takes high school baseball very seriously. There are a lot of great players playing in successful programs for very good coaches, and we will do our best to find

and recruit Virginia kids who fit the mold of what we want our team to look like.

"Beyond that, we would like to capitalize on the fact that Virginia Tech has a great reputation nationally – both in terms of the quality of the education and the state of its athletics program. That will allow us to recruit the whole country to find the right players.

"Coach Hughes is great to play for because he expects and demands a lot out of his players (on and off the field) and will do everything in his power to make sure a player works hard, plays hard and competes. He's also very honest and upfront, both with praise and constructive criticism, and his players always know where they stand with him. When you play for him, you know you will get the most out of your ability.

"All of the above helps give us a model for the type of player we want in our program. We look for tough, competitive kids who want to come in and outwork and out-compete everyone, both athletically and academically. We look for kids who we feel will represent this university and its baseball program well in all aspects – on the baseball field, in the classroom and in the community."



Head coach Pete Hughes on his staff's recruiting model:

"Our first recruiting class was really about replenishing our whole program. We had to get depth and talent at nearly every position on the field. That's why we had a class of 21 guys; we basically had to recruit the entire roster from top to bottom. Instead of flipping the coin and going the junior college route to try for a quick fix, we went about it the right way

with freshmen who, although we knew they'd go through growing pains, we knew they would become really good.

"Now that we've been through a year with a very young roster, we know what we have and what we don't have. That allowed us to go out and recruit kids who met specific needs of the program, not just overall depth. That means your program is growing, and now it becomes a lot easier. We went out and got guys who we think can play for us right away. We also focused on getting some maturity and a veteran presence, and we think we did that by getting three great junior college kids. They've really leveled off the youth that's in our dugout. I think it's a pretty good chemistry.

"To do all of this, we focused on the state of Virginia and the top players in the region like we always do. Then we took advantage of Virginia Tech's national reputation, went out to California and scoured the junior colleges. I think Coach Turgeon did an unbelievable job with that. We were thorough so we could find the right kids academically, personality-wise, and also someone who could play."



THE DUGOUT CLUB

The Virginia Tech Hokies Dugout Club is an organization designed for alumni, friends and fans of the university who have a special interest in Tech baseball.

In the past, the Dugout Club has helped fund facility improvements for the team, such as the renovation of the baseball locker room and the installation of lights at English Field. The efforts and contributions of the Dugout Club are essential in helping to continue and enhance the great baseball tradition at Virginia Tech.

Membership in the Dugout Club requires a minimum yearly donation, with various gifts associated with each level of membership.

For more information on how to join the Dugout Club, log on to www.hokiesports.com/baseball. There you will find membership levels, Dugout Club gifts and tax information, as well as a membership form.

Hokie Baseball thanks you for your support.



CAMPS AND CLINICS

The Virginia Tech baseball coaching staff runs numerous prospect clinics and youth camps throughout the year, offering a fun and upbeat baseball experience that provides instruction in all phases of the game from the current Tech coaching staff as well as current and former Hokie players.

"We do it to promote our program," Tech head coach Pete Hughes said of the camps and clinics. "We've opened up a lot of avenues to the community that weren't there before, and any sport in Hokie Nation begins and ends with community support. That's our lifeline, so the more we can do to get that community support and get people to English Field, it's going to benefit our program, and I think our camps have done that.

"From a recruiting standpoint, when you get to the older age groups, we get kids flying in here from all over the country. You and I both know that once you set foot in Blacksburg and on Virginia Tech's campus, you have a completely different perception than what was in your mind. The more we get people on our campus, whether they're coming for our camp or not, the more they get to see how beautiful and special of a place this is."

The camps have been an unbelievable recruiting tool for the Tech staff, as nine current Hokies were evaluated and signed thanks in part to their participation in Hokieball clinics.

HOKIEBALL!

Hokieball is an up-tempo, aggressive style of playing the game of baseball. Not only does it stress the fundamentals of the game, but it also stresses the importance of sportsmanship and hard work, both athletically and academically.

Summer League Ball

Since taking over the program before the 2007 season, the Virginia Tech baseball staff has stressed the importance of its players taking part in summer leagues.

"Summer baseball is a priority for us," head coach Pete Hughes said. "We will always work to get our kids placed in the best leagues in the country so they can develop and become better players. Our guys who want to reach their potential in baseball are going to play summer baseball at the highest levels."

Here is a complete recap of the 20 Hokies who competed in summer leagues in 2008.

TONY BALISTERI

Played in 56 games for the Rochester Honkers of the Northwoods League ... Hit .273 with 25 runs scored and 20 RBIs ... Tallied 14 doubles, four home runs and seven steals ... Was a mid-season all-star.

RHETT BALLARD

Went 3-0 in 12 appearances for the Yarmouth-Dennis Red Sox of the Cape Cod League ... Compiled a 2.08 ERA in 17.1 innings pitched ... Allowed 11 hits and seven walks, while striking out 20.

MATT BLOW

Hit .175 in 19 games (11 starts) for the Staunton Braves of the Valley League ... Walked 10 times, hit one home run and tallied five RBIs.

STEVE BUMBRY

Started 29 regular season games for the Youse's Maryland Orioles, who won the Cal Ripken Sr. League Title, the AAABA National Championship and finished ranked second in the nation among summer league teams ... Batted .189 with 21 runs scored and 13 RBIs ... Walked 28 times and stole 11 bases.

KYLE CICHY

Appeared in 18 games (three starts) for the Luray Wranglers, who went on to capture the Valley League Championship and finish ranked fourth in the nation among summer league teams ... Went 4-1 with three saves and compiled a 1.80 ERA ... Struck out 58 batters in 45 innings pitched, while allowing 36 hits and only 11 walks ... Limited opponents to a .209 batting average ... Was a mid-season all-star.

TY HOHMAN

Started 25 of 26 games played for the Saratoga Phillies of the New York Collegiate League ... Batted .265 with seven doubles, eight RBIs and 13 runs scored ... Was a mid-season all-star.

CHRIS KAY

Started 20 of 25 games played for the Columbia Blowfish of the Coastal Plain League ... Batted .197 with seven runs scored and seven RBIs ... Caught five runners stealing.

BRANDON LOWER

Hit .234 in 23 games (18 starts) for the Covington Lumberjacks of the Valley League ... Blasted four home runs and tallied 14 RBIs, while walking 10 times and scoring nine runs.

SEAN MCDERMOTT

Made 13 appearances (three starts) for the Keene Swamp Bats of the New England Collegiate League ... Went 2-2 with a 3.73 ERA in 31.1 innings ... Held opponents to a .215 batting average and recorded 31 strikeouts ... Walked 12 and allowed 26 hits.

KLINT REED

Started 23 of 31 games played for the Sanford Mainers of the New England Collegiate League ... Batted .225 with 17 walks, 15 runs scored and five stolen bases ... Hit three doubles and knocked in four runs.

SEAN RYAN

Started 40 of 43 games played for the Outer Banks Daredevils of the Coastal Plain League ... Hit .255 with 19 runs scored, two doubles and four RBIs ... Dropped down five sac bunts and stole nine bases.

MICHAEL SEABORN

Started 38 of 43 games played for the Outer Banks Daredevils of the Coastal Plain League ... Batted .255 with 13 runs scored, four doubles, a homer and 10 RBIs ... Stole three bases.

MATT SHOEMAKER

Played second base for the Ohio Warhawks, who won the World Wood Bat Association National Championship ... Went 2-for-3 in the championship game with a double, three RBIs, a stolen base and a run scored.

ANTHONY SOSNOSKIE

Was the runner-up for League MVP honors after a stellar season for the Lake Norman Copperheads, who lost in the finals of the Southern Collegiate League tournament ... Played 45 games and led the team in many offensive categories, including batting average (.368), hits (53), doubles (18), home runs (7), RBIs (40) and slugging percentage (.653) ... Was a mid-season all-star.

BUDDY SOSNOSKIE

Played in 33 games for the Lake Norman Copperheads, who took runner-up honors at the Southern Collegiate League postseason tournament ... Batted .275 with 14 runs scored, 28 hits, three doubles, a triple and eight RBIs ... Also swiped eight bases ... Was a mid-season all-star.

AUSTIN WATES

Played in 55 games for the Rochester Honkers of the Northwoods League ... Hit .261 with 25 runs scored and 19 RBIs ... Swiped 14 bases to go with nine doubles and a homer.

MICKEY WHITE

Played first base and outfield for the Ohio Warhawks, who won the World Wood Bat Association National Championship.

ROB WHITLEY

Started nine games on the mound for the Fauquier Gators of the Valley League ... Went 4-1 with a 3.40 ERA in 47.2 innings pitched ... Struck out 38 batters, while walking 17 ... Held opponents to a .254 batting average.

JUSTIN WRIGHT

Made seven starts on the mound for the Bethesda Big Train of the Cal Ripken Sr. League ... Went 3-1 with a 2.45 ERA in 33 innings pitched ... Held opponents to a .227 batting average and recorded 26 strikeouts ... Allowed 27 hits and 17 walks ... Was a mid-season all-star.

DAVE ZAPPACOSTA

Tossed 22.2 innings in 22 appearances for the New Market Rebels of the Valley League ... Went 0-1 and recorded one save ... Gave up 24 hits, but walked only five batters, while striking out 26.



Catcher Anthony Sosnoskie is just one of many Hokies who have taken advantage of the summer league placement offered by the Virginia Tech baseball staff. In the summer of 2008, Sosnoskie was the runner-up for MVP honors of the Southern Collegiate League after hitting .368 with seven homers and 40 RBIs.

VT
2
0
0
9
B
A
S
E
B
A
L
L

2009 Alphabetical Roster

No.	Name	Cl.	Pos.	B/T	Ht.	Wt.	Hometown	H.S./Other
10	Tony Balisteri	So.	INF	R/R	5'10"	178	Lexington, Va.	Rockbridge County
33	Rhett Ballard	r-Sr.	P	R/R	6'6"	244	High Point, N.C.	SW Guilford
23	Matt Blow	r-So.	1B/3B	L/R	6'6"	228	Richmond, Va.	Godwin/William & Mary
2	Steve Bumbry	Jr.	OF	L/L	5'9"	182	Cockeysville, Md.	Dulaney
31	Kyle Cichy	Jr.	P	R/R	6'1"	171	Vineland, N.J.	St. Augustine/Western Carolina
26	Steve Domecus	r-Jr.	C/OF	R/R	6'4"	220	Novato, Calif.	Marin Catholic/Moorpark/UCSB
39	Luke Erickson	Fr.	P	L/L	6'2"	193	Richmond, Va.	St. Christopher's
15	Danny Farris	r-So.	P	R/R	6'5"	220	Garden Grove, Calif.	Los Alamitos/Pepperdine
12	Brandon Fisher	r-So.	P	R/R	5'10"	179	New Castle, Va.	Craig County
22	Jesse Hahn	So.	P	R/R	6'5"	189	Groton, Conn.	Fitch
11	Ty Hohman	r-Sr.	INF	R/R	6'0"	198	Tomball, Texas	Tomball/McClennan CC
32	Mike Kaminski	Jr.	OF	R/R	5'9"	193	Ventura, Calif.	St. Bonaventure/Cuesta
40	Chris Kay	So.	C	R/R	6'0"	212	Marietta, Ga.	Walton
41	Clark Labitan	Fr.	P	R/R	5'9"	163	San Diego, Calif.	Mira Mesa
34	Brandon Lower	r-So.	1B/3B	R/R	6'0"	192	Roanoke, Va.	Hidden Valley
*	Charlie McCann	Fr.	P	R/R	6'3"	173	Richmond, Va.	St. Christopher's/Boston College
38	Sean McDermott	So.	P	L/L	6'0"	238	Walpole, Mass.	Walpole
9	Luke Padgett	Sr.	UTL	R/R	5'11"	179	Lynchburg, Va.	Rustburg
25	Jake Peeling	So.	P	R/R	6'4"	187	Waynesboro, Va.	Waynesboro
37	Mathew Price	Fr.	P	R/R	6'3"	163	Marietta, Ga.	Walker
36	Andrew Rash	Fr.	UTL	R/R	5'11"	188	Anderson, S.C.	Westside
7	Klint Reed	Sr.	OF	R/R	5'8"	149	Chesterfield, Va.	Lloyd C. Bird/VMI
28	Ben Rowen	Jr.	P	R/R	6'3"	184	Rancho Palos Verdes, Calif.	Palos Verdes/Los Angeles Harbor
3	Sean Ryan	Sr.	OF	R/R	5'8"	172	Ashburn, Va.	Stone Bridge
5	Michael Seaborn	r-So.	INF	R/R	5'7"	166	Atlanta, Ga.	Lovett/Kentucky
29	Ronnie Shaban	Fr.	INF/P	L/R	5'11"	199	Moseley, Va.	Cosby
20	Matt Shoemaker	r-Fr.	UTL	R/R	5'10"	185	Newport News, Va.	Menchville
*	Tim Smalling	Jr.	SS	R/R	6'2"	209	Raleigh, N.C.	Broughton/Arkansas
13	Anthony Sosnoskie	Jr.	C	R/R	6'0"	194	Front Royal, Va.	Notre Dame Academy
27	Buddy Sosnoskie	r-Fr.	OF	L/L	6'1"	190	Front Royal, Va.	Notre Dame Academy
21	Austin Wates	So.	UTL	R/R	6'1"	183	Richmond, Va.	St. Christopher's
30	Mickey White	r-Fr.	UTL	R/R	6'5"	203	Earlysville, Va.	Albemarle
18	Rob Whitley	Jr.	P	R/R	5'10"	167	Danville, Va.	George Washington
24	Justin Wright	So.	P	L/L	5'9"	169	Chesterfield, Va.	Forest Park
16	Josh Wymer	Jr.	P	R/R	6'4"	211	Fort Worth, Texas	Fossil Ridge/Texas Pan-Am
4	Dave Zappacosta	r-Jr.	P	L/L	5'11"	193	Baltimore, Md.	Mt. Saint Joseph
17	Marc Zecchino	r-Fr.	P/UTL	R/R	5'10"	191	Hazlet, N.J.	Raritan

* Ineligible until 2010 due to new NCAA transfer rules

Head Coach: 19 Pete Hughes (Davidson College, '90)
Associate Head Coach: 43 Dave Turgeon (Davidson College, '87)
Assistant Coach: 6 Mike Gambino (Boston College, '99)
Volunteer Coach: 42 Mike Kunigonis (American International, '01)
Athletic Trainer: John Shifflett (Averett '07)

Captains: 3 Sean Ryan
 11 Ty Hohman
 33 Rhett Ballard

2009 NUMERICAL ROSTER

2	Steve Bumbry
3	Sean Ryan
4	Dave Zappacosta
5	Michael Seaborn
7	Klint Reed
9	Luke Padgett
10	Tony Balisteri
11	Ty Hohman
12	Brandon Fisher
13	Anthony Sosnoskie
15	Danny Farris
16	Josh Wymer
17	Marc Zecchino
18	Rob Whitley
20	Matt Shoemaker
21	Austin Wates
22	Jesse Hahn
23	Matt Blow
24	Justin Wright
25	Jake Peeling
26	Steve Domecus
27	Buddy Sosnoskie
28	Ben Rowen
29	Ronnie Shaban
30	Mickey White
31	Kyle Cichy
32	Mike Kaminski
33	Rhett Ballard
34	Brandon Lower
36	Andrew Rash
37	Mathew Price
38	Sean McDermott
39	Luke Erickson
40	Chris Kay
41	Clark Labitan

Pronunciation Guide

Kyle CICHY	SITCH-ee
Steve DOMECUS	duh-MEEK-is
Mike KAMINSKI	kuh-MIN-ski
Mike KUNIGONIS	KOON-uh-GOHN-is
Clark LABITAN	luh-BEET-in
Brandon LOWER	rhymes with hour
Ronnie SHABAN	shuh-BANN
Anthony, Buddy SOSNOSKIE	suzz-NOSS-key
Dave TURGEON	TUR-jun
Dave ZAPPACOSTA	ZAP-uh-COST-uh
Marc ZECCHINO	zuh-KEY-no

Roster Breakdown

BY CLASS

Seniors	5
Juniors	10
Sophomores	12
Freshmen	10

BY STATE

Virginia	18
California	5
Georgia	3
Maryland	2
New Jersey	2
North Carolina	2
Texas	2
Connecticut	1
Massachusetts	1
South Carolina	1

Meet the Hokies



Tony Balisteri

INF, 5-10, 178, R/R #10
Sophomore
Lexington, Va.

Hughes says: "Tony is one of our most talented infielders. He can make plays that no one else can make, but he needs to make the routine plays, and we need him to put the ball in play more consistently at the plate. He had a very productive summer offensively and he made advances in both areas this fall. He will make us a really good defensive team if he can settle in at shortstop; it would give us more options. We're looking for him to keep growing and to become the player that we recruited, and he's shown spurs of that."

2008: Made 32 starts at shortstop, finishing the year with a .220 average ... Committed a team-high 17 errors, but was second on the team with 79 assists ... Made his first collegiate start in the opener against Pitt and went 1-for-3 with a run scored ... Also had a hit and a run scored in the second game with the Panthers ... Walked twice and smacked a double in an extra-inning loss to Coastal Carolina ... Was 2-for-3 with two RBIs in second game with CCSU ... Also had two hits in third meeting with the Blue Devils ... Had a two-run triple against JMU ... Delivered an RBI single in game one with FSU ... Had a two-run single against Longwood ... Tallied a career-high three RBIs in game two with Maryland ... Went 2-for-4 with two RBIs against VCU ... Was Fox Sports television's player of the game for game two with Wake Forest after going 3-for-5 with two runs, two RBIs and his first collegiate home run ... Also doubled in game two ... Went 2-for-3 with two runs, three RBIs and a triple at Liberty ... Went 2-for-4 in game one at Clemson with a double.

High School: Played his junior and senior seasons for Coach Paige Owens at Rockbridge County High ... Batted .482 as a senior with five home runs and 22 stolen bases, earning all-district recognition and ALL-Timesland honors by *The Roanoke Times* ... As a junior for the district champs, regional runners-up and state quarterfinalists, he hit .442 to earn the team's slugger and co-MVP awards in addition to another ALL-Timesland nod ... Was also selected for the Virginia Commonwealth Games in the summer of 2006 ... Played his freshman and sophomore seasons in New York, earning first-team All-Catholic honors while playing for a team ranked in the top five in the state among small schools.

Personal: Anthony Michael Balisteri, III ... Born 12/29/88 in Buffalo, N.Y. ... Son of Tony and Michelle Balisteri ... Enrolled in university studies.

	G	AB	R	H	RBI	BAvg	BB	SO	2b	3b	HR	TB	SB-	SBA
2008	42	118	19	26	19	.220	10	38	5	3	1	40	2-	2



Rhett Ballard

P, 6-6, 244, R/R #33
r-Senior (Team Captain)
High Point, N.C.

Hughes says: "Rhett will be our No. 1 starter and he is invaluable because he is one of the most impressive physical specimens I've ever coached. He never gets tired and his pitch counts are way higher than anybody else's. I know he's consistent enough to throw enough pitches in game one of a series that the bullpen is not going to be burned out for games two and three. He's gotten better every year and I think he's one of the most consistent and productive guys in the league. As soon as we start winning, he'll get more respect around the league. I can't believe he didn't get drafted last year, but I'm glad he's back. He's evolved into a great kid, an unbelievable student-athlete and one of the top leaders in our program."

2008: Began the season as a reliever before transitioning to starting duty midseason ... Appeared in a team-high 26 games, including seven starts, and led the team with 75.1 innings pitched and 74 strikeouts ... Tied an NCAA record by hitting seven batters in one game against Duke on May 15, but almost went the distance, taking the loss after tossing 8.1 innings with only three earned runs allowed ... Struck out the side in the ninth inning of Tech's opener with Pitt ... Pitched one inning in the first game with Coastal Carolina, striking out two batters ... Took the loss in the second Coastal game, hitting three batters and allowing a run and two hits ... Earned a save in the second game of the CCSU series ... Picked up a win against Radford with 2.2 shutout innings that included six strikeouts ... Struck out three in 1.2 innings in game three at Georgia Tech ... Struggled in 1.2 innings against JMU, allowing five runs on six hits ... Tossed a season-high 3.0 innings in game two at UNC, and gave up only one unearned run, but was tagged with the loss after walking a career-high five ... Pitched a scoreless inning in game two vs. FSU before giving up a season-high seven hits and seven runs in game three ... Pitched two shutout innings in game two at UVa, then added 3.1 innings of one-run ball and six strikeouts in game three, but took the loss ... Picked up his second save by retiring the last batter against Longwood ... Made his first start since 2006 in game one against Maryland, and pitched a season-high six innings while fanning six ... Threw a complete game in game one with Wake Forest to earn the win ... Struck out a career-high nine on eight hits and two walks ... Allowed three runs (two earned) in his 132-pitch effort ... Took the loss in game one against NC State, allowing six runs on nine hits in six innings ... Closed out the ninth against Radford on April 22 to pick up his third save ... Got roughed up in game one at Clemson, allowing eight runs (five earned) on five hits and six walks in four innings ... Took the loss and then got pegged with another loss at VMI after allowing two unearned runs in relief ... Bounced back with a career-high 11 strikeouts in game one with Presbyterian and picked up the win while giving up just one unearned run in six innings ... Threw a career-high 137 pitches over 7.1 innings in game one with Miami, but took the loss.

2007: Appeared in a school record 34 games, all in relief ... Went 6-2 with a save and a 4.48 earned run average ... Hit a record 21 batters, but led the team in strikeouts (74) and walked just 27 batters in 64.1 innings ... Pitched in all three games during tournament at Coastal Carolina ... Allowed just one hit and no runs in 3.2 combined innings against ODU and Pitt ... Took a loss against Coastal, allowing three hits and three runs (two earned) in 1.2 innings ... Pitched 2.1 scoreless, hitless innings for a win against The Citadel ... Struck out five in that game ... Picked up a win against North Carolina A&T ... Picked up a save and a win against Georgia Tech ... Allowed three runs in four innings in game three at NC State, but picked up a win in extra innings ... Posted a career-high seven strikeouts ... Pitched two innings with three strikeouts in a win over UNC ... Took a loss at JMU, allowing three runs on three hits in the eighth inning ... Struggled in game three against Virginia, hitting four batters in two innings and giving up four runs ... Struck out three in 1.2 innings against Clemson ... Picked up a win with three scoreless innings against Richmond ... Gave up one earned run during two appearances against Miami ... Worked six innings for a win against Liberty, allowing three runs on two hits ... Allowed just one hit during his last five appearances ... Held opponents to a .220 batting average over the course of the season.

2006: Pitched in 19 games ... Made his first collegiate appearance with a start against West Virginia ... Pitched just 2.1 innings, allowing six hits and four runs in a loss ... Also started at Richmond and worked 4.2 innings without a decision ... Had four strikeouts in that outing ... Started at home against JMU and pitched just 2.1 innings in a no-decision ... Came out of the pen for 1.2 innings against FSU allowing one run on two hits and striking out three

batters ... Started and pitched five innings at VCU ... Gave up two runs on six hits ... Did not get a decision ... Pitched 2.2 innings of relief in game three against Boston College ... Pitched a shutout inning of relief at Radford and came back the next night with four innings versus VMI to pick up his first win ... Worked seven innings of relief against Appalachian state, allowing just two unearned runs ... Started against Longwood and picked up a win, allowing one run in seven innings ... Pitched 3.1 innings of relief in game three with Duke ... Pitched one shutout inning at Clemson ... Started and picked up a win at home against VCU ... Pitched 5.2 innings ... Suffered a loss in relief against Charlotte ... Worked 4.1 innings of scoreless, hitless relief in second game at Virginia ... Finished with a 3-3 record and 6.22 earned run average.

Liberty: Redshirted during the 2005 season before transferring to Tech.

High School: Played his senior year at Southwest Guilford ... Had a 1.50 earned run average on the way to all-area and all-conference honors ... Attended Oak Hill Academy in Virginia prior to his senior year ... Was team MVP as a pitcher his junior year ... Played basketball at both schools.

Personal: Rhett Christopher Ballard ... Born 11/13/85 in Greensboro, N.C. ... Son of Rick and Diane Ballard ... Enrolled in residential property management.

	W-	L	IP	H	R-	ER	ERA	BB	SO	G	S	CG	SHO	SV
2006	3-	3	55.0	70	44-	38	6.22	31	38	19	6	0	0	0
2007	6-	2	64.1	51	35-	32	4.48	27	74	34	0	0	0	1
2008	3-	8	75.1	72	52-	39	4.66	41	74	26	7	1	0	3
Total	12-	13	194.2	193	131-	109	5.04	99	186	79	13	1	0	4



Matt Blow

1B/3B, 6-6, 228, L/R #23
r-Sophomore
Richmond, Va.

Hughes says: "Matt is fighting to get an everyday job. He did a really good job in the role we asked of him last year - a part-time player and a platoon guy. He was very good at pinch-hitting. He wants to expand that role and we hope he can. He's made some strides strength-wise and he is starting to drive the ball better. He's got huge power potential and he's fighting for the first base and left-handed DH jobs."

2008: Saw most of his time as a DH or as a pinch-hitter, finishing the year with a .290 average ... Saw his first action in game two against Pitt, entering the game as a pinch-hitter and moving to first base ... Singled in two at-bats ... Started as the DH in the second game with Coastal Carolina ... Picked up a key two-run single at Davidson and saw some action at third base ... Contributed a two-run double in the first Central Connecticut game ... Had another two-run double in the final game with CCSU ... Started at third against Binghamton and had two hits, an RBI and a run scored ... Hit his first home run, drove in two runs and stole a base against Fordham ... Recorded two hits against Longwood ... Doubled and stole a base in game one with Maryland, scored twice and drove in two in game two, and went 2-for-4 in game three ... Scored twice at Liberty ... Doubled in games one and three against NC State ... Had a pinch-hit single and a run scored in game 3 at Clemson ... Went 2-for-5 with three RBIs in game two with Presbyterian, including a walk-off RBI single in the bottom of the 10th.


William & Mary: Redshirted during the 2007 season before transferring to Tech.

High School: Lettered for three years under Coach John Marano at Mills E. Godwin High School ... Made the all-district team three times, as a designated hitter in 2004, a first baseman in 2005 and a utility player in 2006 ... As a senior, hit .350 with three homers and 14 doubles, while recording six saves

and a 2-1 record on the mound ... As a junior, batted .342 with four home runs and 12 doubles, while going 3-1 as a pitcher for the 2005 district champions ... Also lettered for three years in basketball as a forward/center ... Other activities included National Honor Society, BETA, Peer Helpers and Key Club.

Personal: Matthew Stephen Blow ... Born 1/22/88 in Alexandria, Va. ... Son of Michael and Carol Blow, both of whom went to Tech from 1979-83 ... Enrolled in residential property management.

	G	AB	R	H	RBI	BAvg	BB	SO	2b	3b	HR	TB	SB-	SBA
2008	41	100	16	29	21	.290	16	17	6	0	1	38	5-	5



Matt Blow



Steve Bumbry

OF, 5-9, 182, L/L #2
Junior
Cockeysville, Md.

Hughes says: "Steve is going to battle to get into the lineup this year. He's had a lot of experience here at Virginia Tech but he needs to be a more consistent performer offensively for us. Right now, he's going to have to compete like crazy and play more consistently to garner steady playing time in a suddenly very deep and competitive outfield."

2008: Started 35 games, with 16 in left field, 14 in right and five in center ... Began the season on fire before cooling off in conference play ... Hit .323 with four homers in non-conference games, but only .203 with one round-tripper in ACC contests ... Struck out a team-high 42 times on the year ... Belted two-run homers in back-to-back games against Pitt ... Both homers came off left-handed pitchers ... Doubled and scored in game two with Coastal Carolina ... Walked three times at Davidson and scored a pair of runs ... Batted



Meet the Hokies



Steve
Bumbry

.636 (7-for-11) and drove in 10 runs during the four-game Hawthorn Suites Invitational at Tech ... Tripled in game one against Central Connecticut ... Went 3-for-4 with five RBIs and three runs scored in game three against CCSU ... Had a homer and a double in that game ... Drove in the winning run at Radford in the ninth inning ... Walked and scored a run in game two vs. FSU ... Made a start in left field against Longwood and went 2-for-4 with a double ... Had a hit in each of the games vs. Maryland ... Laid down a suicide squeeze bunt in the bottom of the ninth against Davidson to score Travis Willson and win the game ... Scored twice against VCU and twice in game two at Wake Forest ... Sat out the NC State series with a concussion ... Hit a solo homer in game one with Clemson before going 3-for-4 with two RBIs in game two ... Went 2-for-3 with a double and another homer in game one with Presbyterian ... Doubled in a game two win over Duke.

2007: Played in 45 games ... Started 25 games in left field and seven in right ... Knocked in two runs and threw a runner out at the plate against ODU ... Picked up his first collegiate hit, a single, against Coastal Carolina ... Doubled and scored a run against UNC Asheville ... Homered in a loss to A&T ... Picked up two hits in game three against the Aggies ... Drove in two runs with two hits, including a home run, at Liberty ... Doubled and scored two runs against Marist ... Had two hits, an RBI and his first stolen base in game one at NC State ... Smacked two doubles against Longwood ... Had two hits in each of first two UNC games ... Tripled in game one ... Tweaked a hamstring in game one against UVa and sat out the rest of the series ... Collected a two-run double in second Clemson game ... Walked twice and scored two runs against Richmond ... Had two hits, including a triple, in game two against Miami ... Doubled and scored against JMU and again in game one at BC ... Collected two hits against VMI and again in game one at Duke ... Scored a run in both games ... Batted .271 for the season with 11 runs batted in and 19 scored ... Contributed eight doubles, two triples and a pair of homers.

High School: A three-time All-Metro outfielder for Coach Carl Allender at Dulaney High ... Lettered four years as a varsity player ... Was named the Baltimore County Player of the Year following his senior season ... Was a member of Team Maryland as a junior and senior ... Named team MVP after batting .500, driving in 37 runs and scoring 36 as a senior ... Contributed a county-leading eight home runs, along with six doubles, two triples and 22 stolen bases ... Had a pair of two-home run games and hit for the cycle once ... Stole five bases in a game ... Participated in the Brooks Robinson Senior All-Star Game ... Also picked up team MVP honors his junior year when he hit .434, with 39 RBIs, 33 runs scored, seven homers, 12 doubles and 32 stolen bases ... Carried a .468 batting average as a sophomore ... Knocked in 16 runs and scored 20 ... Added 10 doubles and 32 steals ... Named to the Baltimore County All-Academic team

his senior year ... Lettered one season as a WR/CB in football.

Personal: Steven Andrew Bumbry ... Born 4/4/88 in Baltimore, Md. ... Son of Carol Clements and Al Bumbry ... His father played 14 seasons as a center fielder for the Baltimore Orioles ... Enrolled in entrepreneurship, innovation and technology management.

	G	AB	R	H	RBI	BAvg	BB	SO	2b	3b	HR	TB	SB-	SBA
2007	45	107	19	29	11	.271	17	35	8	2	2	47	1-	2
2008	45	124	30	33	27	.266	25	42	8	1	5	58	1-	5
Total	90	231	49	62	38	.268	42	77	16	3	7	105	2-	7




Kyle Cichy

P, 6-1, 171, R/R
Junior
Vineland, N.J.

#31

Hughes says: "Because of a lack of depth, we asked Kyle to do a lot of things last year. He had an unbelievable summer, he's been around the league once and we think that will lead to a lot more productive outings than he had last year. He needs to be a reliable guy out of the pen to bridge the gap to our closer. He needs to be consistent in the zone and with his tempo and approach, and he's talented enough to do that."

2008: Was one of Tech's most called upon relievers, making 16 appearances and tying for the team lead with three saves ... Pitched two innings in the second Pitt game, allowing four hits and five runs, four earned ... Walked four batters and struck out three in that outing ... Pitched one scoreless inning in game one with Central Connecticut and then picked up a save with four innings of relief in game three against CCSU ... Allowed two runs on four hits during that stint ... Pitched two shutout innings of relief in game two at GT



Kyle
Cichy

... Struggled in game one at UNC, surrendering five runs, four hits and two walks in 0.2 innings ... Struck out one batter in 0.2 innings of work against the Yankees ... Tossed 3.2 scoreless innings in game one against FSU ... Picked up his second save by pitching two shutout innings at JMU ... Pitched 4.1 innings of relief against Davidson, allowing just three hits, and earned his first win ... Tossed two innings of scoreless relief in game one at Clemson ... Tossed four innings against William & Mary to record his third save while striking out a personal-best five batters.

Western Carolina: Before transferring to Tech, played in six games, walking once in six plate appearances.

High School: Played shortstop and pitched for three years at St. Augustine Prep ... As a senior, led his school to the New Jersey State Non-Public class-A final while being named to the All-Cape Atlantic Conference first team and the Gannett All-State squad ... Batted .492 with eight homers and 32 RBIs in his final season in Vineland ... Had a career game against Sacred Heart, hitting three home runs and driving in six runs, in addition to striking out two batters in the seventh inning to preserve a 13-9 victory.

Personal: Kyle Eric Cichy ... Born 7/5/88 in Vineland, N.J. ... Son of Edward and Carol Cichy ... Brother Joe pitched at Rowan University ... Enrolled in residential property management.

	W-	L	IP	H	R-	ER	ERA	BB	SO	G	S	CG	SHO	SV
2008	1-	0	35.2	42	26-	23	5.80	22	28	16	0	0	0	3



Steve Domecus

C/OF, 6-4, 220, R/R #26
r-Junior
Novato, Calif.

Hughes says: "Steve is valuable because he has played at the Division I level. We have a lot of youth on this roster, so we had to be careful about what type of guys we brought in from junior college. They needed to demonstrate leadership, maturity and productivity, and Steve does that. He is as athletic as any kid I've coached from the catching position, so much so that he's one of our top outfielders defensively. He'll play outfield and he will be spelling Anthony Sosnoskie behind the plate. He can run, he plays with high energy, he doesn't strike out and he has a really short, strong swing. He can also change the game on the bases because he is a really mature base runner. We have a lot of options with him."

Moorpark College: Was selected in the 38th round by the Chicago White Sox in the Major League Baseball First-Year Player Draft in June after playing the 2008 season in Moorpark, Calif. ... Played 39 games for Coach Mario Porto, and hit .370 with 10 home runs and 42 runs driven in ... Was named first-team all-league and made the All-Southern California team.

2007: Redshirted.

UC Santa Barbara: Spent the 2006 season at UCSB before transferring to Moorpark ... Went 8-for-37 with three homers.

High School: Lettered four years for Coach Mike Firenzi at Marin Catholic, where he was a three-time captain ... Batted .394 with four homers as a senior and was named first-team all-league ... As a junior, he hit .404 with six homers and led the league in doubles, also earning first-team all-league honors ... Also lettered three times in both basketball and football ... Earned all-state honors at defensive end in football his senior year, and finished his career as the school's all-time leader in sacks.

Personal: Steven William Domecus ... Born 6/29/87 in San Francisco, Calif. ... Son of Mike and Linda Domecus ... Enrolled in economics.



Luke Erickson

P, 6-2, 193, L/L #39
Freshman
Richmond, Va.

Hughes says: "Luke is very talented but he needs to get more consistency within the strike zone. We expect him to help us win games right away. Freshmen figure out when they're ready to perform, but he's got the stuff to do it. He could vie for a mid-week starting position or he could be a reliable lefty out of the bullpen. He just needs to fine-tune his command."

High School: Excelled for Coach Tony Szymendera during his senior season at St. Christopher's School in Richmond, Va. ... Went 7-0 with a 0.39 earned run average and 98 strikeouts in 55 innings pitched to help his team to the state championship game ... Was named to the all-prep and all-state teams after earning Rawlings preseason All-American status ... Spent his freshman, sophomore and junior seasons playing for Coach Justin Houston at Berkeley Prep in Tampa, Fla. ... Also played basketball for four years.

Personal: Luke Allen Erickson ... Born 4/2/89 in Madison, Wisc. ... Son of Steve and Laura Erickson ... Enrolled in architecture ... Went to the same high school as sophomore Austin Wates for his senior year.



Danny Farris

P, 6-5, 220, R/R #15
r-Sophomore
Garden Grove, Calif.

Hughes says: "Danny has a ton of ability, but he is working on control issues. If he can ever figure things out, which we hope he does, he's got a chance to be really good. He will add depth out of the bullpen this season."

2008: Did not appear in any games.

Pepperdine: Spent his freshman year in Malibu, Calif., where he threw 24.2 innings, going 2-1 with 16 strikeouts, 21 walks and a 4.38 earned run average ... Held opponents to a .163 batting average.

High School: In two varsity seasons at Los Alamitos High School for Coach Mark Clabough, went 16-5 with 104 strikeouts and just 30 walks in 122 innings pitched, and was twice named to the All-Sunset League first team ... Went 8-3 as a senior with a 2.80 ERA and 52 K's in 60 innings, earning a spot on the All-Orange County all-star team, the *Los Angeles Times* second team, and the OC Register second team ... As a junior, went 8-2 with a 1.70 ERA and 52 K's in 62 innings, and was tabbed the Sunset League Pitcher of the Year ... He threw the first perfect game in school and league history, and was named to the *Los Angeles Times* second team and the OC Register first team ... His team won the Sunset League title during his junior year

Personal: Daniel Joseph Farris ... Born 8/21/88 in Los Alamitos, Calif. ... Son of Mike and Lori Farris ... Enrolled in communication.

	W-	L	IP	H	R-	ER	ERA	BB	SO	G	S	CG	SHO	SV
2008	Did not play													

Meet the Hokies




Brandon Fisher

P, 5-10, 179, R/R
r-Sophomore
New Castle, Va. #12

Hughes says: "Brandon has really improved; he's come a long way and he had a good fall. We expect him to be a middle reliever and he is pretty consistent in the zone. He's changed physically and he is in great shape. He's got some arm strength now and he's conditioned his arm to where we think we can use him out of the bullpen a lot during the week. He needs to increase his role from last year and I think he's committed to doing that."

2008: Finished second on the team in ERA with a mark of 3.65 ... Struck out 18 batters and walked nine in 12 appearances ... Led the staff in batting average against, limiting opponents to a .174 clip ... Made his first collegiate appearance on the mound with one inning pitched in game two against Pitt ... Struck out one batter and did not allow a hit or a run ... Allowed a run on two hits and struck out a pair of batters during an inning of work against Binghamton ... Pitched 2.1 innings of relief against Fordham, giving up one unearned run on one hit, while striking out two batters ... Fanned two batters in one inning of work against the Yankees ... Walked a career-high three in game two with FSU ... Pitched a perfect ninth inning at Liberty ... Went two scoreless innings in game one with Presbyterian ... Recorded career highs of strikeouts (3), runs (4) and earned



Brandon Fisher

runs (2) in game one with Miami.

2007: A walk-on who joined the team as a utility infielder and pitcher ... Took a redshirt year and concentrated on pitching.

High School: A four-year varsity performer at Craig County High School for Coach Eddie Helms ... Batted .527 his senior season, belting eight home runs and driving in 20 runs ... Also contributed 27 innings on the mound, compiling a 3-1 record, a 0.77 earned run average and 52 strikeouts ... Was named the Pioneer District Player of the year and earned second-team all-state honors ... Was named All-Timesland by *The Roanoke Times* and gained all-district and all-region recognition ... Picked up second-team all-state honors his junior year after batting .438 and posting a 4-0 mark as a pitcher ... Worked 35.1 innings on the mound with a 1.08 ERA and 56 strikeouts ... Homered eight times ... Was an all-district and all-region performer as a freshman and sophomore ... Contributed four home runs each year, batting .500 with 16 runs batted in as a freshman and .400 with 13 RBIs his sophomore season ... Helped his school to district tournament titles in each of his first three years.

Personal: Brandon Lee Fisher ... Born 8/6/87 ... Son of Aimee Reese and Dallas Fisher, Jr. ... Enrolled in residential property management.

	W-	L	IP	H	R-	ER	ERA	BB	SO	G	S	CG	SHO	SV
2007	Did not play													
2008	0-	0	12.1	8	8-	5	3.65	9	18	12	0	0	0	0



Jesse Hahn

P, 6-5, 189, R/R
Sophomore
Groton, Conn. #22

Hughes says: "We threw a lot on Jesse's plate last summer with academics and we got him committed to the weight room, so he didn't play summer ball. But it paid dividends and we think he could be one of the premier arms in the league; he's made such gains physically. He's going to be our closer right out of the gates and we'll see how that works. It's the age old question; do you want your best arm starting one day out of the week or do you want to see him in relief three or four times a week? If it plays out that we don't have enough save opportunities to get to him, we'll change things, but we think we will."


2008: Started a team-high nine times and was second on the staff with 64 innings pitched ... Went 3-7 with a 4.64 ERA ... Made his first collegiate start in the second game at Coastal ... Pitched six strong innings, allowing three runs (two earned) on five hits ... Struck out two batters and walked one ... Allowed six runs (four earned) on eight hits during a start in the final game against CCSU ... Struck out five batters over five innings and did not walk a batter in picking up his first win ... Started and pitched well in 2-1 loss at GT ... Tossed 6.1 innings, allowing four hits and two runs, one earned ... Despite taking the loss, had a solid performance in game three at UNC, allowing just two earned runs in 6.0 innings ... Made his first relief appearance in game three with FSU, taking the loss after allowing seven runs (four earned) on seven hits in 2.1 innings ... Made his first mid-week start on April 1 against Radford, throwing four innings with three hits, three runs and three walks ... Pitched three innings in relief in game two with Maryland, then picked up a win after 2.2 frames of duty against VCU ... Took the loss in game three at Wake after allowing the winning run to score on a wild pitch in the ninth ... Struck out five in his start of game three with NC State, allowing three earned runs on six hits in 6.2 innings of work ... Was tagged with the loss in game three at Clemson before picking up a win in relief in game two with Presbyterian ... Allowed just one run on three

hits and no walks in five innings against the Blue Hose ... Took the loss in a 100-pitch, six-inning effort in game three with Miami.

High School: Was lights-out in a pair of seasons for Coach Ed Harvey at Fitch High School, where he also played basketball for two years and football for one ... In 40 innings pitched as a senior, went 5-1 with 65 strikeouts and only six walks, tossing one no-hitter and three 1-hitters along the way ... Set a state record (minimum 35 innings pitched) by accumulating a 0.17 earned run average ... Set five other single-season school records, and earned Pitcher of the Year, all-state, all-area and All-Eastern Connecticut Conference honors ... As a junior, went 3-1 with a 0.48 ERA and six walks, while also batting .320 as a hitter ... Helped his team to a state title in 2006 and the ECC title in 2007.

Personal: Jesse Allen Hahn ... Born 7/30/89 in Norwich, Conn. ... Son of Fred and Kate Hahn ... Enrolled in university studies.

	W-	L	IP	H	R-	ER	ERA	BB	SO	G	S	CG	SHO	SV
2008	3-	7	64.0	70	49-	33	4.64	25	36	14	9	0	0	0



Ty Hohman
INF, 6-0, 198, R/R #11
r-Senior (Team Captain)
Tomball, Texas

Hughes says: "Ty is our most consistent guy out there, bar none. He's a great worker and a great leader. He goes about his business like he's been in this program for five years, and for a junior college transfer, that's very rare. We will throw a lot on his plate. He makes the routine play at all four infield positions and he plays with energy. He doesn't strike out and we think he could be a valuable offensive player."

2008: Played in 27 games before fracturing a cheekbone when he was hit in the face with a pitch in the Radford game on April 1, an injury that ended his season ... Started at three different positions during Tech's first three games ... Finished with 10 starts at third base, 14 at shortstop and one at second ... Didn't pick up his first hit until the Davidson game when he broke a 9-9 tie with a two-run single ... Scored two runs in game two against CCSU and drove in two during a win over Binghamton ... Was 5-for-8 during the Georgia Tech series ... Was 2-for-2 in games one and three, and picked up his first homer during game two ... Went 7-for-13 with six RBIs in the FSU series, and added three more RBIs at JMU ... Collected three hits, including two doubles, in the UVa series.


McClennan C.C.: Before transferring to Tech, played two seasons for Coach Pete Mejia in Waco, Texas ... As a redshirt sophomore, was named to the JUCO All-Star team after hitting .329 with 36 RBIs, four home runs and 20 walks ... Batted .311 with four home runs as a redshirt freshman.

Texas A&M: Redshirted during the 2005 season while recovering from shoulder surgery before transferring to McClennan.

High School: A three-year letterman for Coach Rick Lynch at Tomball High School, where he played third base and shortstop ... During his senior year, batted .371 with four home runs for the undefeated District 17 champs ... His team that year was ranked tops in the nation for six weeks, and he earned academic all-state honors, as well as a District 17 honorable mention ... As a junior, batted .348 with three homers for the bi-district champs ... Was a member of Mu Alpha Theta and Young Life, and played club soccer for the Houston Texans until his senior year.

Personal: John Tyler Hohman ... Born 8/16/85 in Houston, Texas ... Son of Allan and Marianne Hohman ... Enrolled in history.

	G	AB	R	H	RBI	BAvg	BB	SO	2b	3b	HR	TB	SB-	SBA
2008	27	91	15	22	16	.242	8	13	4	0	1	29	2-	2




Mike Kaminski
OF, 5-9, 193, R/R #32
Junior
Ventura, Calif.

Hughes says: "Mike brings power and speed to the table and I think he could crack the starting lineup in the outfield. He has proven that he can be a really good offensive player. He has power potential and he is a very good defender in the outfield. I'm really happy with him and the other two junior college guys that we brought in."

Cuesta College: Before transferring to Tech, was a two-time first-team member of the All-Western State Conference team for Coach Bob Miller at Cuesta College in San Luis Obispo, Calif. ... Batted .351 with nine homers and 20 stolen bases as a freshman in 2007, adding 61 hits, four triples, 11 doubles and a .615 slugging percentage ... As a sophomore, batted .325 with six dingers and 40 RBIs, while also tallying 42 hits, three triples, nine doubles and 10 steals.

High School: Played four years at second base and outfield under Coach Raul Camcho at St. Bonaventure High, where he led the team to three Tri-Valley League championships, two regional championships and one state championship game ... Was a three-time First-Team All-Tri-Valley League honoree ... Hit .399 as a senior in 2006, when he set a school record with 18 consecutive stolen bases and 28 total steals out of 29 attempts ... Batted .401 as a junior and .389 as a sophomore ... Also played football for one season.

Personal: Michael M. Kaminski ... Born 4/25/88 in Ventura, Calif. ... Son of Mike and Laurie Kaminski ... Enrolled in sociology.



Meet the Hokies



Chris Kay

C, 6-0, 212, R/R #40
Sophomore
Marietta, Ga.

Hughes says: "Chris is one of the most improved players on the team. He proved last year that he could come in and do a more-than-adequate job behind the plate during the last 10 games of the year when Anthony Sosnoskie was hurt. That gave him a ton of confidence. He was solid in the fall and he will give us depth at catcher and will fight for a DH job."

2008: Didn't see much action until an injury sidelined Anthony Sosnoskie for the season's final 10 games ... Picked up a start behind the plate in game two against Pitt ... Showed some freshman jitters with two passed balls, but also pounced on a ball that bounced away from the plate and threw out a runner attempting to score on the play ... Went 2-for-4 at the plate with a double and a run batted in ... Saw some action behind the plate in two of the three games with CCSU ... Had a sacrifice fly and caught three innings against Binghamton ... Became the No. 1 catcher when Sosnoskie suffered a season-ending injury in early May ... Had at least a hit in seven of the season's final 10 games, including an RBI single in game one with Presbyterian and a double against Liberty ... Went 2-for-4 with an RBI in game one with Miami ... Went 2-for-4 with a run scored vs. William & Mary.

High School: A three-year letterman for Coach Shane Amos at Walton High School, where he helped the team to the 2007 class 5A state championship ... Was named the class 5A state player of the year by the Georgia Dugout Club, a division of the Georgia Athletic Coaches Association, following a senior season in which he batted .439 with eight home runs and 46 RBIs ... He tallied 18 doubles on the year, giving him Walton's single-season and career records in the category ... He also ranks among the school's top three all-time in hits, RBIs and home runs ... In addition to his state player of the year accolades, was also tabbed the Cobb County Player of the Year and a first-team selection by the *Atlanta Journal-Constitution* ... Hit .395 as a junior with 30 RBIs and four homers, and .340 as a sophomore with 25 RBIs and four round-trippers ... Also played football for two years.

Personal: Christopher William Kay ... Born 9/26/88 in Cincinnati, Ohio ... Son of Michael and Christina Kay ... Enrolled in university studies.


	G	AB	R	H	RBI	BAvg	BB	SO	2b	3b	HR	TB	SB-	SBA
2008	22	41	3	11	4	.268	2	7	1	0	0	12	0	0




Clark Labitan

P, 5-9, 163, R/R #41
Freshman
San Diego, Calif.

Hughes says: "Clark is a talented little righty who competes hard and throws a lot of strikes. He's a guy who we want to use in short relief two or three times a week or as a situational right-hander. He has the stuff to do it and we liked what we saw from him in the fall."



High School: Lettered three seasons as a center fielder and pitcher for Coach Gene Watkins at Mira Mesa High in San Diego, Calif. ... Was named to the All-Eastern League first team as a senior after going 6-1 with nine saves from the mound and hitting .410 with two home runs and 40 runs batted in from the plate ... Was named to the *Union Tribune* All-Academic Team ... Earned the same honors after a junior season in which he batted .395 and sported a 1.27 earned run average with 27 strikeouts in 27.2 innings pitched.

Personal: Clark Anthony Labitan ... Born 9/2/90 in San Diego, Calif. ... Son of Clark and Mary Ann Labitan ... Enrolled in university studies.




Brandon Lower

1B/3B, 6-0, 192, R/R #34
r-Sophomore
Roanoke, Va.

Hughes says: "Brandon will likely be a role player who will provide good depth in the infield, especially at first base. He's a power hitter who could provide a spark off the bench."

2008: Appeared in seven games, starting one at DH ... Failed to record a hit, but reached base five times in 11 plate appearances ... Pinch-hit and took over at first base in game one versus CCSU and again in the Binghamton game ... Was hit by a pitch in his second appearance ... Walked in all three of his plate



Brandon Lower

appearances against Longwood and scored a run ... Subbed in for Michael Seaborn at third in that game ... Picked up his first collegiate RBI with a pinch-hit groundout against VCU ... Made his first career start in game one at Wake as a DH, but struck out three times ... Walked and scored a run in a pinch hit appearance at Liberty.

2007: Sat out the 2007 season after undergoing hip surgery for a torn labrum.

High School: Lettered four years at Hidden Valley High as

an infielder for coaches Jason Taylor and Scott Anthony ... Was named *The Roanoke Times* Timesland Player of the Year as a senior after batting .407 with five home runs, 26 runs batted in and 19 runs scored ... Carried a slugging percentage of .814 ... Was a three-time first-team all-district and all-region pick ... Also earned honorable mention all-state honors as a senior and played in the Virginia High School All-Star game ... Hit .470 as a junior, driving in 17 runs ... Had 12 doubles and two homers that season and was selected for the Commonwealth Games ... Batted .464 as a sophomore and .327 his freshman year ... Contributed a combined 37 RBIs during those two seasons ... Finished with a .414 career batting average and 82 career runs batted in ... Was a four-time pick as team MVP ... Holds school records for hits, home runs and RBIs ... Was a shooting guard on the basketball team in 2005.

Personal: Brandon Bachman Lower ... Born 3/30/88 in Roanoke, Va. ... Son of Roy and Susan Lower ... Enrolled in entrepreneurship, innovation, and technology management.

	G	AB	R	H	RBI	BAvg	BB	SO	2b	3b	HR	TB	SB-	SBA	
2007	Did not play														
2008	7	6	2	0	1	.000	4	4	0	0	0	0	0	0	



Sean McDermott

P, 6-0, 238, L/L **#38**
Sophomore
Walpole, Mass.

Hughes says: "Sean is one of the most competitive guys in our program. We've worked on some mechanics with him and his velocity is back. The length of the season really wore him out toward the end of last year. It's something he wasn't used to, especially being a guy from the northeast. He's never thrown from January to May and he just got gassed, but he gained valuable experience throwing in the ACC and nothing affects him. We look for him to be a solid No. 3 starter for us on the weekends."

2008: Started seven games and appeared in 16, going 1-5 with a 6.32 earned run average in 52.2 innings ... Held Coastal Carolina to one hit over 5.2 innings in his first collegiate start but took the loss ... Allowed three

runs, while striking out two batters and walking five ... Pitched seven shutout innings to register a win against Binghamton ... Allowed three hits, while striking out four batters and walking two ... Started game two at GT and took a loss after allowing six runs on seven hits over five innings ... Made his first relief appearance in game two vs. FSU and took the loss, allowing eight runs on eight hits and six walks in four innings ... Pitched in relief again during game two at UVa, and started against Longwood on April 2 ... Pitched three innings of shutout ball in game with Maryland, and two more against VCU ... Started game three at Wake and did not factor into the decision after allowing two runs on six hits and 5.2 innings ... Took the loss in game three vs. NC State after allowing six runs (four earned) in 1.2 innings of relief ... Fanned four in 2.1 innings at VMI ... Was saddled with the loss in a start against Liberty after allowing six runs (two earned) on six hits in an abbreviated start.

High School: Lettered all four seasons for Coach Bill Tompkins at Walpole High School, totaling a 25-2 record, 17 saves, 327 strikeouts and an 0.89 ERA ... Holds school records for most career wins, strikeouts and saves ... Went 10-1 as a senior, and was named the Bay State League MVP, the *Daily Transcript* Player of the Year, a Mass all-star, and an All-Scholastic honoree by both *The Boston Globe* and *The Boston Herald* ... Also as a senior, set a school record by fanning 22 batters in one game, and once carried a 59-inning scoreless streak ... Batted .343 while playing first base ... Was a Bay State League all-star as a junior, going 5-1 and hitting .310 ... His team won the 2005 Eastern Massachusetts championship when he was a sophomore, and he went 5-0 with nine saves, a 1.03 ERA and a .372 batting average ... Also lettered for three seasons as a tight end/defensive end in football, earning a Bay State League all-star nod in 2006.

Personal: Sean Bartley McDermott ... Born 5/2/89 in Boston, Mass. ... Son of Joe and Anne McDermott ... Enrolled in university studies.

	W-	L	IP	H	R-	ER	ERA	BB	SO	G	S	CG	SHO	SV
2008	1-	5	52.2	64	45-	37	6.32	23	37	16	7	0	0	0



Sean McDermott

Meet the Hokies



Luke Padgett

UTL, 5-11, 179, R/R #9
Senior
Lynchburg, Va.

Hughes says: "I'm so proud of Luke. I didn't think he had a shot of playing baseball after his eye injury, but he exceeded all of our expectations and had a pretty good fall. I'm excited that he's still with our program because of his leadership abilities. He is still fighting the eye injury and trying to recreate the player he used to be. Right now, he's a role player, and hopefully his vision will continue to get better in that eye. I'm rooting for him."

2008: After being named MVP of the team's fall world series, suffered a serious eye injury during preseason practice and missed the entire year.

2007: Played a number of roles while seeing action in 32 games ... Started at DH in the opener at Charlotte and collected a hit ... Picked up a single in three trips to the plate against Minnesota ... Started at third in all three North Carolina A&T games ... Had two hits, including a double and his first collegiate home run in game one ... Drove in four runs during the three-game series ... Contributed a two-run, pinch-hit double against Marist ... Picked up a pinch hit in the final game against UNC ... Started in left field against JMU ... Homered in game one against Virginia ... Started at third in game three versus Clemson ... Hit a decisive three-run homer against Richmond ... Started all three FSU games in left field ... Drove in a run in game three ... Was the starting DH during the Miami series ... Doubled as a pinch hitter in game three at BC ... Hit a solo home run at VMI ... Doubled and drove in a run during season finale against Wake Forest ... Ended up with 13 starts at DH, seven at third base and five as the left fielder ... Hit .500 as a pinch hitter (3-for-6) ... Carried an overall .237 batting mark ... Tied for the team lead in homers with four and added six doubles.

2006: Played in 36 games ... Picked up 20 starts as the designated hitter ... Added four starts at third base and one at first ... Batted .283 with 10 doubles and three triples ... Walked as a pinch hitter in his only plate appearance at Campbell ... Got his first start as the DH in the third Towson game ...



Luke Padgett

Contributed an RBI-double in three at bats ... Had a game-winning, two-run single in 12th inning at Richmond ... Started at DH against Liberty ... Used as a pinch hitter twice at Miami, but did not reach base ... Tied the third BC game with a pinch-hit double in the bottom of the ninth ... Started as the DH in home game against Richmond but did not pick up a hit ... Started at third base in the last game at Wake Forest and contributed a double ... Was the starting DH at Radford ... Contributed two hits, including a double, and drove in two runs ... Had two hits and scored two runs in second Georgia Tech game ... Posted a triple and double among his three hits in game three of the series ... Added two hits against Appalachian as the DH ... Had a pair of hits and a RBI against UNC, but struck out five times ... Went 3-for-4 against Marshall with three runs scored and two RBIs ... Tripled and doubled in that game ... Was 3-for-3 with three RBIs in win against Duke ... Doubled in a run in final game at Clemson ... Drove in two runs and scored two in home win against VCU ... Had just three hits over the final seven games of the season.

High School: Lettered four years for Coach Barry Godsey at Rustburg High ... Did a little of everything ... Saw action at third base and shortstop, as well as on the mound and in the outfield ... Was the 2005 Seminole District Player of the Year after leading the league in batting average (.456), home runs (6) and runs batted in (26) ... Earned first-team all-area and all-region ... Named second team Group AA all-state ... Was first-team all-district as an infielder his final two seasons and first-team as an outfielder as a sophomore ... Led the team in batting as a freshman with a .429 average ... Finished with a career batting average of .387 ... Belted 17 career homers and 27 doubles, driving in a total of 75 runs.

Personal: Luke Anderson Padgett ... Born 8/8/86 in Lynchburg, Va. ... Son of Lewis and Darlene Padgett ... Enrolled in residential property management.

	G	AB	R	H	RBI	BAvg	BB	SO	2b	3b	HR	TB	SB-	SBA
2006	36	106	16	30	19	.283	7	40	10	3	0	46	0-	0
2007	32	97	8	23	17	.237	7	28	6	0	4	41	1-	3
2008	Did not play													
Career	68	203	24	53	36	.261	14	68	16	3	4	87	1-	3



Jake Peeling

P, 6-4, 187, R/R #25
Sophomore
Waynesboro, Va.

Hughes says: "Jake had surgery over the summer to repair a torn labrum and will rehab and redshirt this year."

2008: Made his collegiate debut against BC, allowing three runs (one earned) on three walks, one hit and one strikeout in one inning pitched ... Made his first career start at JMU, but lasted just 1.1 innings after walking five and allowing two hits ... Was held accountable for three runs (two earned).

High School: Completed his Waynesboro High School career in style for Coach Jim Critzer, going 8-1 as a pitcher in 2007, while batting .338 at the plate when playing outfield ... Was named a Virginia High School League all-star for his efforts ... Batted .240 as a junior, but went 9-1 from the mound ... For his career, racked up 17 wins to just two losses, compiled a 2.32 ERA, and struck out 198 batters against only 43 walks ... Team went 45-13 during his career ... Also played golf for four seasons, and power forward on the basketball team for two seasons ... Was a member of the Beta Club and the Fellowship of Christian Athletes.

Personal: Jacob Brandt Peeling ... Born 6/28/89 in Waynesboro, Va. ... Son of Mitch Peeling and Karen Kiger ... Enrolled in criminology.

	W-	L	IP	H	R-	ER	ERA	BB	SO	G	S	CG	SHO	SV
2008	0-	0	2.1	3	6-	3	11.57	8	1	2	1	0	0	0




Mathew Price

P, 6-3, 163, R/R #37
Freshman
 Marietta, Ga.

Hughes says: "Mathew has a lot of talent. We won't have a problem with his competitive spirit, and I don't think he'll be wowed by the atmosphere of college baseball. His stuff translates into him being very successful. Freshman pitchers are a flip of the coin, but he has a chance to win a lot of games for us. We're going to have him try to do it on the week days, as well as give us bullpen depth on the weekends. Then we'll see if he can expand his role. You never know when freshmen will figure things out, but he's good enough to do so, that's for sure."

High School: Enjoyed an outstanding career at The Walker School in Marietta, Ga., before being selected by the Atlanta Braves in the 34th round of the 2008 Major League Baseball First-Year Player Draft ... As a senior, led the county with 79 strikeouts in just 39.1 innings and had a 1.32 earned run average ... Also batted .400 with 11 stolen bases and was named to the all-county and all-state teams ... Went 7-3 as a junior with a Cobb County-best earned run average of 0.85 ... Struck out 64 batters in 52 innings pitched in 2007, and was the team's starting shortstop when not on the mound ... Also was a part of the starting pitching rotation as a sophomore, and played 141 innings of errorless ball at second base when not on the mound ... For the past two summers, was chosen as one of the top 20 players in Georgia to represent the state at the Sunbelt Classic in Norman, Okla., where Team Georgia won the tournament in 2007 ... He tied the tournament record with 14 strikeouts in one game in 2008 ... Also was a quarterback for two seasons in football.

Personal: Mathew Alexander Price ... Born 7/8/89 ... Son of Mike and Kelly Price ... Enrolled in university studies.



Andrew Rash



Andrew Rash

UTL, 5-11, 188, R/R #36
Freshman
 Anderson, S.C.

Hughes says: "Andrew is a corner infielder who has as much power offensively as anyone in our program. We think he can develop into a middle-of-the-lineup guy some day. He can play left field, third base and he's done some catching. His bat has a lot of thump in it and he's going to develop into a really good player here."

High School: Earned all-area, all-region and all-state team honors on multiple occasions for Coach Barry New at Westside High ... Played in the North-South All-Star game and was named the team's most valuable player after a senior season in which he batted .420 with seven doubles, 32 runs batted in, 30 intentional walks and a school-record 10 home runs ... Prior to his senior season, was ranked as the No. 1 catcher in 4A by *Diamond Prospects* and had tallied a .487 average with 14 home runs, 12 triples, 48 doubles and 94 runs batted in.

Personal: Andrew John-Grant Rash ... Born 11/13/89 in Anderson, S.C. ... Son of Frances and the late Alan Rash ... Enrolled in university studies.



Klint Reed

OF, 5-8, 149, R/R #7
Senior
 Chesterfield, Va.

Hughes says: "We think Klint is a really good player. He's going to be battling like crazy, but he brings great leadership and intensity to the team. He has all the things you need to help turn a program into a winning one. He's one of our toughest kids and we look for him to have a solid role in our lineup. He's a very good defender in the outfield and is definitely a better offensive player than he showed last year."

2008: Improved all year long as he made the transition to ACC baseball after playing two years at VMI ... Batted .287 with nine doubles in 38 starts in right field ... Made his Hokie debut in the series at North Carolina, starting all three games in right field ... Went hitless in 13 at bats ... Picked up his first two hits as a Hokie against BC, while also walking once and scoring twice ... Had a hit in all three FSU games, including a two-hit, three-walk, two-RBI performance in game two ... Tripled in game three ... Singled and scored in Tech's six-run, game-clinching ninth inning at JMU ... Picked up three of Tech's six hits in game two at UVa ... Went 2-for-3 with his first stolen base against Radford on April 1 ... Had another steal and two RBIs against Longwood ... Went 2-for-4 with a steal in game one with Maryland ... Walked three times and scored three runs in game two



VT

2009
 BASEBALL

Meet the Hokies

... Had a pair of 2-for-4 games vs. Davidson and VCU ... Picked up two hits in game one at Wake and two runs at Liberty ... Scored twice and drove in two against Radford on April 22 ... Started 27 straight games in right field before a day off in game two at Clemson ... Tied the game in the ninth inning at VMI with a sac fly ... Went 2-for-4 in game one with Presbyterian and had an RBI double against Liberty ... Went 2-for-4 with an RBI double in game one vs. Miami before hitting his first homer as a Hokie as part of a 3-for-4, three-RBI effort in game two ... Went 2-for-4 with a two-run double vs. William & Mary ... Went 4-for-11 in the Duke series with three RBIs, a double and a home run.

Virginia Military Institute: Played two seasons in Lexington for Coach Marlon Ikenberry, where he played in 97 games, starting 81 of them ... Batted a combined .321 while totaling 66 runs, 28 doubles, 59 RBIs, five home runs and 11 stolen bases.

High School: Lettered for three seasons under Coach Scott Preskitt at Lloyd C. Bird High School ... Batted .576 as a senior, earning first-team all-state honors as a second baseman ... Preceded that by hitting .574 during his junior year and being tabbed an all-state outfielder ... Was once named the Dominion District Player of the Year ... Is his school's all-time leader in hits, hits in a season, on-base percentage, doubles, batting average and slugging percentage, in addition to five other records.

Personal: Clint Kyle Reed ... Born 12/19/85 in Kerrville, Texas ... Son of John and Kerri Reed ... Enrolled in history.

	G	AB	R	H	RBI	BAvg	BB	SO	2b	3b	HR	TB	SB-	SBA
2008	39	143	28	41	27	.287	17	25	9	2	2	60	5-	8



Ben Rowen

P, 6-3, 184, R/R #28
Junior
Rancho Palos Verdes, Calif.

Hughes says: "Ben fits the mold that we wanted out of our junior college guys. He's an unbelievable kid who is mature beyond his years. We feel that we can put him in any situation and nothing is going to affect him. He's very effective with his submarine delivery, and he's got stuff that I haven't seen before from that arm angle; he'll be fun to watch. He should eat a lot of innings, get a lot of appearances and help us bridge the gap to our closer, which is something that we had trouble with last year. He's going to be dependable out of the bullpen."

Los Angeles Harbor College: Before transferring to Tech, played two seasons for Coach Marco Alvillar in Wilmington, Calif. ... As a sophomore in 2008, he was named team MVP and selected to the All-South Coast Conference First Team ... In 40.1 innings pitched, he went 6-0 with five saves and a 1.34 ERA, while striking out 40 batters and walking just four.

High School: Pitched for Coach Evan Fujinaga at Palos Verdes High School, where he helped the team to the Pioneer League title and the CIF Division IV championship as a senior in 2006 ... As a senior, tossed 38 innings and put together a 4-1 record with two saves ... Had an earned run average of 1.47 and fanned 26 batters, while walking eight ... Also played four years as a defenseman for the Los Angeles Junior Kings ice hockey club team.

Personal: Benjamin Ramon Rowen ... Born 11/15/88 in Dunedin, Fla. ... Son of Michael and Darlene Rowen ... Enrolled in sociology.



Sean Ryan

OF, 5-8, 172, R/R #3
Senior (Team Captain)
Ashburn, Va.

Hughes says: "You talk about improving from one year to another; Sean didn't even think he could play Division I baseball two years ago, but he's grown and gotten more confident in his abilities and his productivity has gone up. He's a really good player. He's going to be our center fielder and he'll be one of the better defenders in the league, and he's also going to improve his offensive game. He wasn't even 100 percent healthy last year; he was playing with a bad hip. Now that he's healthy, we can take advantage of the running game with him. He had an outstanding fall and he will supply some really good leadership for us."

2008: Played outstanding defense in 50 center-field starts ... Had a career year at the plate, hitting .305 with 10 stolen bases, and was just shy of the team lead with a .301 batting average in ACC games ... Posted two hits, a stolen base and two runs scored in game two with Pitt ... Scored two more runs at Davidson, adding a hit, an RBI and another stolen base ... Drew three walks in the first Central Connecticut game ... Picked up three hits, including two doubles, in game three against CCSU ... Scored five runs against Fordham ... Also had three hits and drove in two runs ... Stole second after picking up a single in game two at UNC ... Collected two hits and two runs in the game with BC ... Tallied one hit in each FSU game, as well as two at JMU, to extend a career-long hitting streak ... Also had a steal and scored two runs against the Dukes ... Scored two runs in game one with Maryland before collecting two hits each in games two and three ... Scored twice against Davidson ... Had a career-high four hits in game one at Wake and scored twice ... Had an RBI double in game two ... Collected two hits each in game three and in the contest at Liberty ... Hit in each of the Clemson games, including three in game two ... Went 2-for-5 in each of the first two Miami games ... Tallied three hits, including a double, and two runs vs. William & Mary ... Led off in Tech's last 10 games and tallied at least a hit in seven of them ... Hit his first career home run in the final game of the season against Duke.

2007: Played in a total of 43 games, most of which with a hip injury that required surgery in June ... Started 18 games in right field, six in left and five in center ... Posted two hits and stole a base against The Citadel ... Had two hits in the UNCA game, including a double, his first extra base hit as a Hokie ... Doubled again and scored a run during a loss to Minnesota ... Was 2-for-3 with two walks and a run scored in game two against A&T ... Picked up a couple of hits in six at bats versus Georgia Tech ... Was 4-for-6 at the plate during the NC State series ... Had a pinch-hit, RBI-single in the win over UNC ... Picked up two hits at JMU ... Was 3-for-7 in two starts against Miami ... Drove in two runs with a pair of hits against JMU ... Scored three runs in a home win over Liberty ... Tripled at VMI ... Had two hits in a win at Duke ... Started the last five games in center field ... Finished with a .279 batting average ... Did not commit an error during the season and tied for team lead in assists from the outfield with four.

2006: Played in 29 games ... Picked up four starts in center field and four in left field ... Batted .235 and scored nine runs in limited duty ... Walked in a pinch-hitting appearance during game two at Campbell ... Played briefly at Liberty ... Got a pinch-hitting opportunity in game two at Miami, but did not reach base ... Walked in a plate appearance at JMU and saw some action in left field ... Used as a pinch runner in second game with the Dukes ... Came in for injured center fielder Nate Parks at VCU and made a crucial catch in the final inning ... Started in center during game two against BC ... Picked up his first hit, a bunt single ... Scored as a pinch-runner in the Richmond game ... Singled and scored a run in final Wake Forest game ... Started in center field at Radford ... Had a single, a stolen base and a run scored in that game ... Scored as a pinch runner in VMI game ... Started in center in game two against Georgia Tech and picked up a hit and a run scored ... Collected a pinch-hit single in game three at UNC ... Started in left against Marshall and picked

up his first RBI ... Also scored two runs ... Was 1-for-2 with a run scored, a walk and a stolen base against Longwood ... Started two games against Duke, but was hitless ... Picked up a hit and scored a run in first NC State game.

High School: A center fielder at Stone Bridge for Coach Sam Plank ... Lettered three seasons, helping his team to Dulles District championships each year and a 52-17 overall record ... Named first-team on *The Washington Post* All-Metro team as a senior when he batted .422 with 31 runs scored and 25 driven in ... Posted nine doubles, six triples and a pair of home runs ... A unanimous first-team Group AA all-state selection ... Was also named first-team all-state his junior year when he batted .460 with 44 runs scored, 32 RBIs, nine doubles and three home runs ... Won academic honors all three varsity seasons ... Also lettered three seasons as a quarterback on the football team, earning all-district and all-region honors as a senior ... Had the highest GPA on the football team each year.

Personal: Sean Michael Ryan ... Born 11/26/86 in Alexandria, Va. ... Son of Darcy and Mike Ryan ... Enrolled in human resources management.

	G	AB	R	H	RBI	BAvg	BB	SO	2b	3b	HR	TB	SB-	SBA
2006	29	34	9	8	1	.235	8	11	0	0	0	8	2-	3
2007	43	122	16	34	4	.279	6	25	5	1	0	41	5-	7
2008	54	190	36	58	20	.305	25	34	9	0	1	70	10-	19
Career	126	346	61	100	25	.289	39	70	14	1	1	119	17-	29



Michael Seaborn

INF, 5-7, 166, R/R #5
r-Sophomore
Atlanta, Ga.

Hughes says: "Mike was one of our most improved players this past fall, especially on the defensive end. He played a more-than-adequate third base, and he can also play second base and be pretty efficient at it. We think he has a chance to be a really solid offensive performer for us. He's got power and he had pretty decent numbers considering it was his first year of Division I baseball, let alone in the ACC. We think he could hit .310 with 10 homers. He's got that type of ability and he is playing more relaxed and more confident."

2008: Played a huge role for Tech after transferring from Kentucky, starting 45 games, including 41 at the hot corner ... Despite his small stature, displayed good power and tied for the team lead with eight home runs ... Batted .259 on the season, including a mark of .300 in non-conference games ... Started as the DH in the opening game and picked up his first collegiate hit ... Played third base in the second Pitt game and showed some pop with a triple and a solo home run ... Drove in three runs in that game ... Pulled a hip flexor during the first Coastal Carolina game and missed seven games ... Started at third and played briefly in game one at GT ... Started at DH against JMU and Fordham ... Had a hit, an RBI and scored two runs versus Fordham ... Started all three games at UNC, picking up a hit in each contest ... Hit his first collegiate double in game one ... Homered in back-to-back games - the first coming in game three against FSU in a three-hit, three-run effort, and the second coming at JMU which he paired with a double and five RBIs ... Hit a solo home run on April 1 against Radford ... Was ejected from the Longwood game after he barreled over the catcher in a play at the plate ... Went 2-for-4 vs. Davidson and scored twice against VCU ... Doubled in game one at Wake and homered in game three ... Scored three times on a double and two walks at Liberty ... Hit a solo home run in game three with NC State - his sixth of the season ... Hit a solo homer in game two at Clemson and hit a two-run bomb at VMI ... Had an RBI double vs. William & Mary ... Doubled in Tech's win over Duke.

Kentucky: Redshirted on the field in 2007, but was named to the SEC Freshmen Academic Honor Roll.

High School: Lettered for four seasons at Lovett High School under coaches Ricky Davis and Lance Oubs ... As a standout shortstop, helped lead his team

to the class AA state championship in 2006 while breaking the school's career home run record with 26, including 11 as a senior ... Also as a senior, batted .375 with 21 RBIs, 48 runs scored and 24 stolen bases ... Had eight doubles and a .736 slugging percentage, and hit two homers in the state semifinal, including a walk-off that sent the team to the title game ... As a junior, batted .457 with 31 RBIs, 48 runs scored, 12 doubles, eight home runs, 26 steals and a slugging percentage of .840, helping his team to a district title and the state's Elite 8 ... Played football for two seasons as a CB/WR/K.

Personal: Michael Richard Seaborn ... Born 10/14/87 in Atlanta, Ga. ... Son of Rick and Linda Seaborn ... Father played tennis for Emory University ... Enrolled in accounting.

	G	AB	R	H	RBI	BAvg	BB	SO	2b	3b	HR	TB	SB-	SBA
2008	46	158	34	41	24	.259	11	37	6	1	8	73	0-	0



Ronnie Shaban

INF/P, 5-11, 199, L/R #29
Freshman
Moseley, Va.

Hughes says: "Ronnie is a highly-touted two-way player who used the entire fall to get healthy and we like where he's at right now. Talent-wise, he's got the ability to be a two-way guy for us immediately out of the bullpen and as an infielder with the bat. He has power potential; he hit 21 homers in 32 games last summer. He will give us unbelievable depth offensively and another weapon out of the pen."

High School: Posted some impressive statistics for Coach Tim Lowery at Cosby High ... As a senior, hit .485 with nine home runs, a .939 slugging percentage and 18 walks from the plate, while going 6-1 with a 1.10 ERA and a .189 opponent's batting average from the mound ... Was named second team all-state, first team all-metro, all-region and all-district ... Was the Dominion District Player of the Year after helping Cosby to the Dominion District title ... Hit .500 over the summer for American Legion Post 137, which won the Virginia state championship ... As a junior, went 11-1 with a 1.73 ERA on the mound in leading his team to the Dominion District Tournament championship ... Also hit .514 with six home runs and 30 RBIs to earn the same accolades as his senior season ... His combined statistics for his two summer league teams in 2007 included a .470 average, eight home runs and 40 RBIs ... Hit .355 as a sophomore with three homers and 18 RBIs.

Personal: Ronald James Shaban II ... Born 3/8/90 in Richmond, Va. ... Son of Ron and Janet Shaban ... Enrolled in management.



Matt Shoemaker

UTL, 5-10, 185, R/R #20
r-Freshman
Newport News, Va.

Hughes says: "Matt is going to be a role guy, a utility guy and a depth guy. He's a great kid with great work ethic and he is a very good student."

Meet the Hokies

He's one of our better guys in the weight room and he will give us depth in the infield."



Matt Shoemaker

2008: Did not appear in any games.

High School: Played both infield and outfield for Coach Phil Forbes at Menchville High School ... Earned first-team all-state, all-district and all-region honors as a utility man after batting .500 with 26 RBIs, three home runs and 17 stolen bases as a senior ... Hit .494 with 12 doubles, four triples, five homers, 35 RBIs and 27 stolen bases as a junior, garnering first-team all-state, all-district and all-region recognition as a second baseman ... Helped his team to a Eastern Region championship in 2006, as well as a second consecutive Peninsula District title ... Was an all-district wrestler as a sophomore, as well as a first-team all-district and second-team all-region second baseman.

Personal: Matthew David Shoemaker ... Born 9/7/88 in Williamsburg, Va. ... Son of Richard Shoemaker and Mary Sykes ... Enrolled in university studies.

	G	AB	R	H	RBI	BAvg	BB	SO	2b	3b	HR	TB	SB-	SBA
2008	Did not play													



Anthony Sosnoskie

C, 6-0, 194, R/R #13
Junior
Front Royal, Va.

Hughes says: "Anthony gets better every year. He's the poster child for our program and our approach to this league, and that's to go to work every day and bang it out and compete no matter what day it is. He's been productive because of that approach. He'll be so much better for us this year because we have enough depth at the catching position where he can rest and be a better offensive player. We wore him out last year and it showed on the offensive side. He might even play some games at first base to keep him fresh."

2008: Started 44 games at catcher ... Was second on the team with 15 doubles and 37 RBIs, and third with six home runs and a .315 average ... Hit safely in his first 10 games ... Started at DH in the second Pitt game ... Drove in two runs with three hits at Davidson ... Also scored twice in that game ... Scored three more runs in the first CCSU game ... Homered and drove in two runs in game two against the Blue Devils ... Had three hits and two RBIs during win at Radford ... Drove in two runs with a pair of hits, including a homer, in game two at GT ... Added four more RBIs in the Fordham game ... Picked up two hits and Tech's lone RBI in game one at UNC ... Had one of Tech's two hits against the Yankees ... Doubled against BC ... Doubled twice in game two with FSU ... Went 4-for-6 at JMU with a home run and another double ... Drove in Tech's lone run during game one at UVa, and one of Tech's two runs in game two ... Tallied two hits in back-to-back games with Radford and Longwood, including three RBIs vs. the

Highlanders ... Went 2-for-4 with two runs scored in each of the first two Maryland games ... Homered against VCU ... Also homered in the first two games at Wake to make it three straight ... Had four RBIs in game one and two RBIs in game two ... Doubled in each of the first two games at Clemson ... Saw his season come to an end in early May when he broke a cheekbone after getting hit in the face with a pitch in practice.

2007: Got his first collegiate start against Pittsburgh ... Doubled in his first at bat and went on to score a run ... Started against UNC Asheville and posted two hits, including a grand slam in the 10th inning ... Homered again in game two against North Carolina A&T, driving in two runs ... Was 1-for-3 at VCU ... Had two hits in game two at Georgia Tech ... Drove in a run at Liberty and had a two-run, pinch-hit single against Marist ... Doubled and drove in a run during the win over UNC ... Started the last two games against Virginia and went 3-for-6 at the plate ... Picked up two RBIs on a pair of singles and scored two runs at home against VMI ... Singled and scored a run in game two at FSU ... Had a pinch-hit single in game three ... Doubled home three runs as a pinch hitter in game one versus Miami ... Doubled twice in the game two win at BC ... Drove in two runs and scored two ... Also had two hits in game one ... Posted three hits in game one at Duke ... Closed out the season with four hits during the Wake Forest series, scoring three runs and driving in three ... Batted .292 for the season, while playing in 37 games, including 27 starts ... Made the most of his 31 hits, driving in 27 runs ... Hit .313 in ACC games.

High School: Played a number of positions for Coach Mike Lockhart at Notre Dame Academy, earning four letters ... Helped lead the team to back-to-back Virginia Independent Schools state titles in 2005 and 2006 ... Saw action behind the plate, on the mound and at third base ... Carried a .440 batting average, hit five home runs and drove in 50 runs his senior season ... Also had a 1-0 record, a save and a 0.00 earned run average in limited action on the mound ... Named the MVP of the 2006 Baseball at the Beach tournament at Myrtle Beach, S.C. in 2006 ... Posted a .317 batting average as a junior with four home runs ... Was 6-3 on the mound with a 1.67 ERA on the way to first-team recognition on the Virginia Independent School all-state squad.

Personal: Anthony Edward Sosnoskie, Jr. ... Born 4/10/88 in Morrisville, Pa. ... Son of Tony and Marcy Sosnoskie ... Brother of redshirt freshman Buddy Sosnoskie ... Enrolled in public policy.

	G	AB	R	H	RBI	BAvg	BB	SO	2b	3b	HR	TB	SB-	SBA
2007	37	106	17	31	27	.292	8	21	7	0	3	47	1-	1
2008	45	184	25	58	37	.315	16	31	15	0	6	91	0-	1
Total	82	290	42	89	64	.307	24	52	22	0	9	138	1-	2



Buddy Sosnoskie

OF, 6-1, 190, L/L #27
r-Freshman
Front Royal, Va.

Hughes says: "We really missed Buddy last year after he had his shoulder surgery. He's a potential leadoff guy who could possibly start in right field. He's very athletic and has a chance to be an outstanding offensive player because of his short, contact swing. He is 100 percent healthy to hit and play the outfield now and he will bring a lot to the lineup. He's still a year away from being ready to come off the mound as the two-way guy that we recruited him as."

2008: Redshirted to recover from shoulder (labrum) surgery that he had in December of 2007.

High School: Earned four letters for Coach Mike Lockhart at Notre Dame Academy, helping the team to three consecutive Virginia Independent School

state titles ... Was twice named a first-team all-state performer, and was placed on the All-Extra second team by *The Washington Post* as a senior, in addition to receiving an All-Met honorable mention ... In 2007, batted .472 with six homers, 14 doubles and 48 RBIs, while also going 4-1 as a pitcher with three saves, 38 strikeouts and a 1.89 ERA ... As a junior hit .364 with four homers and 38 RBIs, including a 5-1 record on the mound with a 2.02 ERA, two saves and 42 strikeouts ... Was a member of the Fellowship of Christian Athletes, and earned the Bausch and Lomb Honorary Science Award.

Personal: Merritt Albert Sosnoskie ... Born 2/25/89 in Langhorne, Pa. ... Son of Tony and Marcy Sosnoskie ... Brother of catcher Anthony Sosnoskie ... Enrolled in financial planning.

G AB R H RBI BAvg BB SO 2b 3b HR TB SB- SBA
2008 Did not play



Austin Wates

UTL, 6-1, 183, R/R #21
Sophomore
Richmond, Va.

Hughes says: "Austin has a chance to be a great player if he builds off of what he did last year. Very few freshmen do what he did in this league, and he proved that he can play at a high level. We just need him to be consistent and to get better at every phase of his game, including on the defensive side of things. He had a few two- or three-game skids that freshmen sometimes fall into, but he has a chance to hit for power, steal a ton of bases and be one of the better defenders in our program and the league."

2008: Was one of the ACC's best freshmen ... Played in 53 games, starting 51, including 32 at second base ... Led off 21 times and finished the year second on the team with a .324 batting average ... Stole a team-high 15 bases, tallied a team-best 70 hits and led the ACC with six triples ... Worked his way into the starting lineup after coming off the bench in game two against Pitt and reaching base in each of his first three collegiate plate appearances ... Had two hits, including a double ... Stole two bases in game one against Coastal Carolina ... Collected two hits, two runs scored and a steal at Davidson ... Smashed a bases-loaded triple in game two against Central Connecticut ... Picked up three hits and stole two bases in a win over Binghamton ... Had three more hits in the win at Radford, including a double ... Tripled and scored two runs against Fordham ... Led the team at UNC by collecting five hits in 12 at bats ... Scored a run and stole a base in game two ... Had a pair of 3-for-6 games vs. FSU, scoring two runs in game two and three runs in game three ... Went 3-for-6 again at JMU, this time scoring four runs ... On April 1 against Radford, went 4-for-5 with his first collegiate home run ... Had two hits against Longwood ... Notched two RBIs in game two with Maryland and had two hits, including a double, in game three ... Collected three hits in each of the first two Wake games ... Doubled twice in game one ... Had a three-run triple in game two and also stole two bases ... Had two hits at Liberty ... Went 2-for-4 with what proved to be the game-winning home run in game two against NC State ... Had two RBIs against Radford, including the go ahead sac fly in the eighth inning ... Doubled in game three at Clemson ... Went 2-for-5 with two RBIs in game two with Presbyterian ... Went 3-for-4 with three RBIs and a steal in the second Liberty game ... Hit two triples in that game to tie a single-game school record and become the first Hokie since 2003 to record six in a season ... Doubled twice in game one vs. Miami ... Hit the game-winning double in the bottom of the eighth inning in the upset of No. 1 Miami ... Went 2-for-5 vs. William & Mary.

High School: Spent his junior and senior seasons starring for Coach Tony Szymendera at St. Christopher's School ... In 2007, earned all-prep, all-state

and all-metro honors in both baseball and soccer, while being named to the Virginia Independent Schools Athletic Association First Team on the diamond ... Also played on the Virginia Prep League basketball championship team ... Batted .449 with six doubles, two triples, seven home runs and 21 runs batted in as a senior, after hitting .500 as a junior ... Prior to moving to Richmond, played two seasons in all three sports at Garfield High School in Seattle, Wash. ... His soccer teams in 2005 and 2006 won state titles, and he once earned regional All-America honors from the National Soccer Coaches Association of America.

Personal: Austin Anthony Wates ... Born 9/2/88 in Seattle, Wash. ... Son of Luther C. Wates, Jr., and Tawnya Pettiford-Wates ... Enrolled in university studies.

G AB R H RBI BAvg BB SO 2b 3b HR TB SB- SBA
2008 53 216 35 70 33 .324 11 33 10 6 2 98 15- 20



Mickey White

UTL, 6-5, 203, R/R #30
r-Freshman
Earlysville, Va.

Hughes says: "Mickey improved himself from last year, and that's what you want from every guy in your program. He will fight to get a role in our outfield and he will add good depth to our bench. He's a good-sized athlete who can run and he continues to get better."



2008: Was sidelined with mononucleosis early on and ended up redshirting.

High School: Broke numerous school records in his three seasons under Coach Greg Maynard at class AAA Albemarle High School ... Set career records in eight categories, including games played, at-bats, runs, hits, RBIs, doubles, home runs and total bases ... Single-season marks include a .552 batting average and 37 hits as a senior, and 11 doubles, six homers and 63 total bases as a junior ... As a senior, added 30 runs, 25 RBIs, five homers and 13 steals to earn first-team all-state, All-Northwest Region, All-Central Virginia and All-Commonwealth District recognition, in addition to being selected as

Meet the Hokies

the Commonwealth District Player of the Year and to the Virginia High School Coaches Association All-Star Team ... Batted .500 during his junior season to go with 26 runs, 26 RBIs, 35 hits and 11 steals, earning first-team All-Central Virginia and All-Commonwealth district honors ... Hit .324 as a sophomore ... Also lettered for three seasons in basketball and golf, where his teams won three consecutive Commonwealth District championships.

Personal: Michael James White ... Born 6/28/89 in Burlington, Vt. ... Son of Jim and Linda White ... Enrolled in finance.


	G	AB	R	H	RBI	BAvg	BB	SO	2b	3b	HR	TB	SB-	SBA
2008	Did not play													



Rob Whitley

P, 5-10, 167, R/R #18
Junior
Danville, Va.

Hughes says: "Rob had a great summer and we hope he comes into the season with some confidence to be the pitcher we think he can be. He didn't pitch a whole lot in the fall because we wanted to make sure his arm stayed healthy, but we need him to build momentum from the good summer that he had and to help give us some bullpen depth. He's got the stuff to do it."



Rob Whitley

2008: Appeared in five games, starting three, but ended the year with a team-worst ERA of 15.15 ... Pitched 1.1 innings of relief in the second game against Coastal Carolina ... Gave up three hits but did not allow a run ... Started at Davidson and was touched for nine runs on 11 hits in two-plus innings ... Had four strikeouts and walked two batters ... Started and pitched 4.2 innings at Radford ... Allowed five runs on six hits and had six wild pitches ... Took the loss against Fordham, giving up eight runs, six earned, in 3.1 innings ... Pitched a perfect inning against the Yankees.

2007: Pitched in 10 games, six as a starter ... Saw his first action in relief at Charlotte ... Pitched one inning, allowing three runs on three hits ... Made his first collegiate start against Albany ... Pitched three innings, allowing three hits and two unearned runs ... Faced three batters in game one against A&T ... Started against Marist but pitched just one inning ... Picked up his first collegiate win by hurling six shutout innings against Radford ... Struck out six and walked just one, while allowing five hits ... Started and pitched three innings against Liberty in Blacksburg ... Gave up five runs, four earned ... Did not figure in the decision ... Picked up a win in a start at VMI with six shutout innings ... Struck out six and allowed just two hits ... Pitched 1.2 innings in a suspended game at Duke and took the loss ... Also picked up a loss in a home start against Charlotte, giving up six runs in four innings of work ... Finished 2-2 on the season ... Posted 25 strikeouts and walked 11 batters in 26.2 innings of work.

High School: Struck out 117 batters in 63 innings as a senior for Coach Scooter Dunn at George Washington High ... Posted a 6-3 record with one save and a 1.75 earned run average ... Also carried a .391 batting average, driving in 14 runs ... Earned first-team all-district honors as both a pitcher and designated hitter ... Was honorable mention all-region as a DH ... Named the *Danville Register & Bee* Player of the Year ... Finished with a 3-2 pitching mark as a junior ... Compiled a 2.64 ERA and struck out 75 batters in 48 innings of work ... As a junior, ranked by Baseball America as No. 76 of top-400 high school players in the class of 2006 ... Played in the 2005 Virginia Commonwealth Games ... Was a Puma preseason All-American in 2006.

Personal: Robert Ridley Whitley ... Born 9/30/88 in Danville, Va. ... Son of Tom and Jennifer Whitley ... Enrolled in residential property management.

	W-	L	IP	H	R-	ER	ERA	BB	SO	G	S	CG	SHO	SV
2007	2-	2	26.2	46	36-	33	11.14	11	25	10	6	0	0	0
2008	0-	1	13.2	32	27-	23	15.15	11	10	5	3	0	0	0
Total	2-	3	40.1	78	63-	56	12.50	22	35	15	9	0	0	0



Justin Wright

P, 5-9, 169, L/L #24
Sophomore
Chesterfield, Va.

Hughes says: "Justin will be a weekend starter for us. He had a lot of success as a freshman and he's gotten better and stronger. We think he's a better version of what he was last year and he's developing just the way we want him to. He fits right into our weekend plans."

2008: Was arguably the team's biggest surprise, posting an ERA of 4.16 that was best among Tech's starters ... Like Rhett Ballard, made the move from reliever to starter midway through the season ... Finished with a 4-0 record and was second on the team with 57 strikeouts ... Also posted a save ... Highlight of the season came when he tossed a complete game to upset No. 1 Miami late in the year ... Came in to face one batter in game one against Coastal Carolina ... Gave up a hit and was charged with one unearned run ... Saved the day at Davidson, coming into a bases-loaded jam with no outs in the third inning and Tech already trailing 8-3 ... Allowed just one of the inherited runners to score and posted four shutout innings while the Hokies rallied ... Gave up just three hits, while striking out seven batters and walking just one ... Worked 1.2 innings of relief at Radford ... Allowed an unearned run on one hit ... Struck out two batters and did not have a walk ... Saw brief relief duty in the last two games with GT ... Pitched 2.1 innings against JMU, allowing one run on one hit ... Appeared in all three games at UNC, and allowed two runs on a walk in game one ... Pitched 2.1 scoreless

innings in game two with FSU, and one scoreless frame in game three ... Allowed three runs at JMU ... Earned his first collegiate win against Radford on April 1, as he shut down the Highlanders to the tune of seven strikeouts with only one hit and one walk in 3.2 scoreless innings ... Earned his first save in game one with Maryland ... Tied his career high of seven strikeouts in four innings of relief in game two ... Made his first start against VCU, and allowed just one hit in 2.1 innings of work ... Was credited with the win in game two at Wake after entering in the third and throwing 4.1 innings of shutout ball ... Started game two with NC State and tied a season-high with 4.1 innings pitched ... Struck out three while walking four and giving up five hits and three runs ... Pitched a career-high 5.2 innings in a start in game two at Clemson ... Tossed five more innings in a start in game two with Presbyterian, striking out five on four hits and a walk ... Threw a complete game in just his fifth-career start to upset No. 1 Miami ... Allowed nine hits, four walks and six runs, but tied a personal best with seven strikeouts in a 132-pitch effort ... Went eight innings on 110 pitches, fanning four, to defeat Duke in the penultimate game of the season.

High School: Lettered for three seasons under coaches Jerry Mobley and John Colantuoni at Forest Park High School ... Was named the district, regional and all-area player of the year following a senior season in which he went 11-0 with two saves, 95 strikeouts and a 0.84 ERA in 73 innings pitched ... Also batted .349 as a first baseman/outfielder, earning second-team all-state and first-team all-metro and *All-Examiner* honors ... Went 8-1 with 115 strikeouts and a 1.03 ERA in 67.2 innings as a junior, was named the district, all-area and *All-Examiner* Player of the Year ... Also tossed two no-hitters and batted .389, getting named first-team all-region, in addition to honorable mentions on the all-metro and all-state teams ... His team won the district championship for the second time in 2007, in addition to being runner-up in the region and making it to the state semifinals ... Went 3-1 with a 1.15 ERA and 43 strikeouts as a sophomore ... Was also involved in FBLA, Key Club, SCA 2007 and Learn and Serve.

Personal: Justin Wayne Wright ... Born 8/18/89 in Fairfax, Va. ... Son of Wayne and Dawn Wright ... Enrolled in residential property management.

W- L	IP	H	R-	ER	ERA	BB	SO	G	S	CG	SHO	SV		
2008	4-	0	62.2	56	33-	29	4.16	29	57	23	6	1	0	1



Josh Wymer
P, 6-4, 211, R/R #16
Junior
Fort Worth, Texas

Hughes says: "Josh is finally healthy after not being healthy for a long time. He's got game experience and we look for him to be a starter, whether its winning games for us on a Tuesday or working his way into a weekend deal. Right now, he'd be a midweek starter for us and he will be a really good one."

2008: Led the team with five wins on the mound in his first season after transferring from Texas Pan-Am ... Only walked 16 batters in 50 innings pitched, while striking out 38 ... Started seven games, including Tech's opener vs. Pitt, where he picked up a victory ... Pitched seven full innings, giving up just five hits and two runs ... Struck out two batters and walked one ... Allowed just one runner to advance past first base over his last six innings ... Retired the last 18 batters he faced on the way to a win over Central Connecticut ... Started and pitched seven full innings, allowing two hits and one unearned run ... Struck out seven batters and did not have a walk ... Suffered a loss in game one at GT, giving up nine runs on 10 hits in just 3.2 innings ... Hit four batters in that game ... Once again allowed 10 hits in his next start at UNC, surrendering four runs in 6.0 innings and taking the loss ... Did not walk a

batter in that game ... Allowed 14 hits and nine runs (four earned) in a game one start vs. FSU ... Took the loss in game one at UVa, allowing seven runs (six earned) and five hits while walking five and fanning three in 4.1 innings ... Earned the win in game one with Maryland after 2.2 innings of relief duty ... Took the start against Davidson and allowed four runs in 4.2 innings, while striking out five ... Earned the win at Liberty after striking out three batters in a perfect 3.1 innings of relief ... Picked up another win in relief in game two, striking out a career-high eight on one hit and three walks in 4.2 frames of work ... Took the loss in game two at Clemson after surrendering two runs in 1.1 innings of relief.

Texas Pan-Am: Spent his freshman season in Edinburg, Texas, where he earned all-independent team accolades after going 5-7 with a 3.74 ERA and 65 strikeouts in 110.2 innings ... Tossed four complete games and was once named the independent pitcher of the week.

High School: Enjoyed an impressive career at Fossil Ridge High School, where he was a two-time team captain and Cy Young award winner ... As a senior, earned first-team all-district honors after going 8-3 with a 2.51 earned run average and 69 strikeouts in 53 innings, recording five complete games in the process ... Also batted .315 and tied for the team lead in RBIs ... Was the MVP of a team that went 23-10, the best record in school history ... Earned an all-district honorable mention following his junior season ... Was named to the National Honor Roll and was a Texas Scholar.

Personal: Josh Blake Wymer ... Born 7/14/87 in Fort Worth, Texas ... Son of Tim and Erin Wymer ... Enrolled in history.

W- L	IP	H	R-	ER	ERA	BB	SO	G	S	CG	SHO	SV	
2008	5-	5	50.0	59	40-	33	5.94	16	38	11	7	0	0



Dave Zappacosta
P, 5-11, 193, L/L #4
r-Junior
Baltimore, Md.

Hughes says: "Dave has good stuff but he needs to be more consistent in the strike zone. He's gotten better at it, but he needs to be able to command the ball a little bit more for the situations we are going to put him in, which will be getting lefties out in short relief."



VT
2009
BASEBALL

Meet the Hokies

2008: Struggled in 10 relief appearances, ending the season with an 8.10 earned run average ... Came in with the bases loaded and nobody out during game two with Pitt ... Got out of the inning without a run scoring ... Went on to pitch three innings, giving up one run on one hit ... Struck out two batters and walked one ... Pitched 1.2 innings in game two against CCSU and gave up five runs on five hits ... Worked 3.0 innings in game one at GT ... Hit three batters and allowed two runs on one hit ... Pitched 2.1 scoreless innings against Fordham ... Appeared in two games against NC State after not pitching for over a month ... Made his final appearance of the season in game one at Clemson.

2007: Saw limited relief duty in nine games ... Came in with two runners on and no outs in the 10th inning against UNC Asheville ... Gave up two hits, but got out of the inning with a double play and a strikeout in a 9-6 win ... Pitched two innings in game one against North Carolina A&T ... Allowed four runs on three hits and three walks ... Also struck out two batters ... Came in and got the last out against Marist ... Pitched briefly in the first game against UNC ... Pitched 2.1 innings in the home win over Richmond ... Gave up two runs on four hits ... Worked 2.1 innings at home against JMU ... Allowed one run on one hit ... Worked a shutout inning of relief in game two against Duke ... Pitched 12 total innings with no decisions and a 6.00 earned run average.

High School: Played in a conference championship game all four years at Mount Saint Joseph, pitching in either the semifinal or title game every year, including two years on the varsity squad and two years on the jayvee team ... Lettered two years as a varsity pitcher for Coach David Norton ... Compiled a 7-2 record on the mound as a senior in 2005 ... Pitched a one-hit shutout in the league semifinal game at Cal Ripken's Ironbird Stadium ... Also registered a victory in the 2004 semifinal game, setting the stage for a conference title.

Personal: David Lee Zappacosta ... Born 2/12/87 in Baltimore, Md. ... Son of Ronald Zappacosta and the late Diane Kraus ... Enrolled in marketing.

	W-	L	IP	H	R-	ER	ERA	BB	SO	G	S	CG	SHO	SV
2007	0-	0	12.0	12	8-	8	6.00	7	7	9	0	0	0	0
2008	0-	0	13.1	12	13-	12	8.10	10	8	10	0	0	0	0
Total	0-	0	25.1	24	21-	20	7.11	17	15	19	0	0	0	0



Marc Zecchino

P/UTL, 5-10, 191, R/R #17
r-Freshman
Hazlet, N.J.


Hughes says: "Marc is way ahead of schedule with his rehab from Tommy John surgery and we're excited about that. He was one of our most talented recruits last year and we missed being able to use him. I can't believe we're talking about him being on the mound this year, but it looks like that could be the case at some point. That would give us so many more options out of the bullpen and during the week when we need to win games. He actually hit in the fall. I let him do that because he's an athlete and a baseball player and I wanted to keep him busy with something other than his rehab, and he was good enough that he might play first base or DH once in a while."

2008: Underwent Tommy John surgery on his elbow in February and missed the entire season.

High School: Excelled for four seasons as a pitcher/shortstop for Coach T.J. O'Donnell at Raritan High School ... As a senior, batted .468 while going 4-1 on the mound to earn first-team all-division, all-group and All-Shore Conference recognition ... Was also named to the all-state third team and all-star team ... A winner of the Monmouth County Sportsmanship Award, was also the team


MVP and was selected to the Carpenter Cup team ... As a junior, went 7-1 with a 2.08 earned run average, striking out 97 batters in 64 innings ... Also batted .439 with 39 RBIs, 33 runs scored, five doubles, one triple and three homers, earning all-division and all-county honors for the third consecutive year ... Won the team sportsmanship award in 2005 and the coach's award in 2006 and was a two-time team captain ... Also named All-Shore Conference in 2006 ... Played basketball as well.

Personal: Marc Patrick Zecchino ... Born 2/20/89 in Red Bank, N.J. ... Son of Pat and Dianne Zecchino ... Enrolled in business.



Marc Zecchino

W-	L	IP	H	R-	ER	ERA	BB	SO	G	S	CG	SHO	SV
2008													Did not play



Charlie McCann


P, 6-3, 173, R/R,
Freshman, Richmond, Va.

Is ineligible until the 2010 season due to new NCAA transfer rules.

Boston College: Spent the 2008 fall season with the Eagles before transferring to Tech.

High School: Lettered three years at St. Christopher's School in Richmond, Va. ... Was named the Virginia Independent Schools Athletic Association Player of the Year after a senior year in which he went 8-3 with a 1.53 ERA on the mound ... Also hit .360 with five homers and 23 RBIs and earned first team all-metro, all-state and all-prep honors.

Personal: Charles Carroll McCann ... Born 1/26/90 in Queens, N.Y. ... Son of Kathie and Frank McCann ... Enrolled in university studies.



Tim Smalling

SS, 6-2, 209, R/R,
Junior, Raleigh, N.C.

Is ineligible until the 2010 season due to new NCAA transfer rules.

Arkansas: Started 101 games over the past two seasons for the Razorbacks before transferring to Tech ... Batted .288 as a freshman with two home runs, eight doubles and 23 RBIs ... Average dropped to .250 as a sophomore, but other numbers increased to the tune of nine homers, 14 doubles and 33 RBIs ... Also ratcheted up his defense and turned in a .967 fielding percentage.

High School: Was a two-time, first-team all-state selection at Broughton High School in Raleigh, N.C.

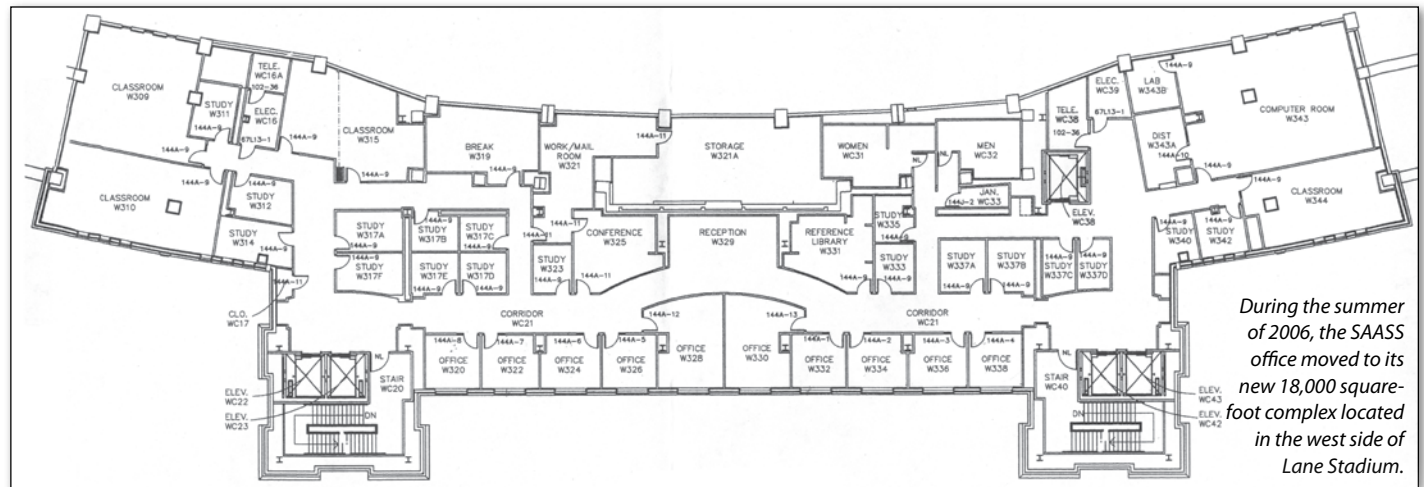
Personal: Timothy Robert Smalling ... Born 10/14/87 in Clifton, N.J. ... Son of Robert and Aileen Smalling ... Enrolled in communication.

VT
2009
BASEBALL

FACILITIES AND TEAM SUPPORT



ACADEMIC SUPPORT



During the summer of 2006, the SAASS office moved to its new 18,000 square-foot complex located in the west side of Lane Stadium.

The success of Virginia Tech's baseball program rests largely on the academic progress of each student-athlete. The academic performance of Tech student-athletes has improved each year due in part to the Student Athlete Academic Support Services (SAASS).

The Virginia Tech graduation rate for student-athletes has risen significantly in recent years and was a school-best 76 percent for 2007. This marked the fourth time in six years that Virginia Tech's student-athlete graduation rate has been 70 percent or better.

In addition to posting impressive graduation figures, current Virginia Tech student-athletes continue to excel in the classroom. For the 2007 calendar year, 501 3.0 GPA's were earned by student-athletes, student trainers, student managers, cheerleaders and HighTechs. These student-athletes and students from support areas were recognized at the Athletic Director's Honors Breakfast last spring.

Student-athletes are the most visible student component of a university. They entertain thousands of fans, students and alumni. Their athletic abilities and achievements are the primary focus for national media attention. Athletic events bring back not only faithful alumni, but are a welcome mat for potential new students.

Student-athletes devote many hours to practice, conditioning and training that are not required of

all students. Due to their time commitment and their high visibility, it is an obligation and in the best interest of the university to supply these students with services which will allow them to maximize their academic potential.

The Virginia Tech Student Athlete Academic Support Services office is committed to providing fundamental and supplemental programming, consistent with university and NCAA policy, aimed at enhancing each student-athlete's educational experience.

Stakeholders of the office's mission include student-athletes and their families, the university community, coaches and athletics administrators. SAASS seeks to develop relationships with its stakeholders that are founded on trust and respect, and provides the following services to accommodate their needs:

- University and NCAA information
- Orientation
- Academic assessment
- The development of an effective student life program
- Appropriate referrals
- Monitored study environments
- Tutorial programs
- State-of-the-art technological learning assistance
- Student-athlete academic performance evaluations

The expectations of the Virginia Tech community are that each student-athlete achieves their maximum academic and athletic potential. With the proper assistance, facilities and encouragement, these potentials can become a reality.

SAASS provides programming for student-athletes from their freshman year through graduation. This includes a comprehensive orientation to Tech, study hall, mentoring, tutoring, academic monitoring, academic recognition and eligibility education. Additionally, student-athletes are referred to and encouraged to take advantage of other campus agencies charged with helping students in their academic pursuits.

During the summer of 2006, the SAASS office moved to the West Side of Lane Stadium. Here, student-athletes have access to state-of-the-art technology, quiet study facilities, individualized tutorial rooms, and direct access to the SAASS staff.

This complex is the focal point for the Athletics Department, both aesthetically and pragmatically, and provides a centralized place for student-athlete services.



VT
2009
BASEBALL

THE FACILITY FEATURES:

- More than 18,000 square feet of functional space
- 10 Staff Offices
- 18 Private Tutor Rooms
- State-Of-The-Art Classroom
- 45 Station Computer Lab
- Three Reading/Study Rooms
- Conference Room
- Reference Library

Together, these spaces provide the student-athletes with a variety of study environments conducive to their success. Athletes can use these facilities between classes, after practice or in the evenings, with flexible hours tailored to make the most of a student-athlete's limited time.



Greg Beatty

Assistant Director SAASS

Greg Beatty is in his first year with Student Athlete Academic Support Services as an assistant director.

He provides all academic support services to make the baseball team as successful in the classroom as it is on the field. During the academic year, he monitors the athletes' academic progress in every class and also has one-on-one meetings with students when difficulties, such as school-related issues, adjusting to a new environment or helping the student-athlete find the right career path, arise. In addition to baseball, he also serves as the advisor for the women's soccer, golf, wrestling and lacrosse teams.

Beatty attended the University of North Carolina where he majored in business administration. After graduating, he worked for several years at UNC as a financial

counselor before attending graduate school at the University of Texas, where he received his masters of education with a concentration in sport management. While at Texas, Beatty served many roles in the Athletics Student Services Office including study hall monitor, tutor, mentor and academic counselor.

During the 2007-08 academic year, Beatty completed an internship at North Carolina State University in the Academic Support Program for Student Athletes where he worked with the men's basketball and women's soccer teams.



Computer Services Department

Another example of Virginia Tech's commitment to providing its student-athletes with the best academic resources possible is the presence of the Computer Services department, under the direction of Tommy Regan and Chris Mayer.

Because all Tech students are required to own computers, the Virginia Tech athletics department helps its scholarship athletes fulfill that requirement by providing them with computers.

In addition to ordering computers for the athletes, the office also addresses computer service needs for the student-athletes and the entire Virginia Tech athletics staff.



SAASS Mission and Programs

The Virginia Tech Student Athlete Academic Support Services office is committed to providing fundamental and supplemental programming, consistent with University and NCAA policy, aimed at enhancing each student-athlete's educational experience. Following is a summary of the programs SAASS offers:

Athletic Transitions

All Freshman Student-Athletes

A required course designed to ease the transition from high school to college.

Orientation

All Freshman and Transfer Student-Athletes

Team and individual orientation sessions are scheduled.

Tutoring

All Student-Athletes

Individual and group tutoring appointments are available on-site.

Advising-Counseling

All Student-Athletes

SAASS works closely with each student's academic advisor within the college of their major.

Academic Progress

All Freshman and Transfer Student-Athletes

Academic progress reports are sent from the student-athlete's professors to his or her athletic academic advisors twice each semester.

SAASS Computer Lab

All Student-Athletes

The lab is a computer integrated learning environment conveniently located in Lane Stadium.

Academic Recognition

Qualified Student-Athletes

Student athletes with a GPA of 3.0 and above are recognized at the end of each semester as members of the Athletic Directors Honor Roll.

Study Hall

All Freshman Student-Athletes and Upperclassmen with a GPA Below the Team Requirement

Study Hall is mandatory for all freshmen, transfers, and currently-enrolled students with an overall GPA below 2.30.

Academic and Athletic Eligibility

All Student-Athletes

Academic records are monitored to ensure that all student-athletes are making progress towards their degree.



ATHLETIC PERFORMANCE

There's much more to athletic performance than weight training. Always striving to be on the cutting edge, Virginia Tech has combined strength and conditioning with nutrition and sport psychology to the benefit of its student-athletes. At Tech, these areas are part of the student-athlete's preparation for game day and for life.

Strength & Conditioning

Thanks to the direction of Assistant Athletics Director for Athletic Performance Dr. Mike Gentry, the Virginia Tech strength and conditioning program is among the best in the nation.


The baseball team trains in the Jim "Bulldog" Haren Weight Room. Located in Jamerson Athletic Center, the 5,000-square foot weight room was officially dedicated in September 1985 in honor of Haren, a former Hokie football player and long-time supporter of the Virginia Tech Athletics Department. Altogether, Tech has more than 22,000-square feet of strength and conditioning training space.

Gentry, who received his doctorate in curriculum and instruction from Virginia Tech in 1999, is in his 22nd year as the director of strength and conditioning. His duties include overseeing the strength and conditioning training of athletes in all 21 varsity sports at Virginia Tech. He is aided by five full-time assistants.

Director of Strength and Conditioning for Olympic Sports Terry Mitchell, who worked in the Texas Rangers' farm system, serves as the full-time performance coach of the baseball team. Mitchell is a 1994 graduate of Lee (Tenn.) University, and he earned a master's in health promotions at Tech in 2004.

Terry Mitchell

Assistant Director for Strength & Conditioning



Terry Mitchell, the assistant director for strength and conditioning, is in his seventh year working with the Virginia Tech. A graduate of Lee University, Mitchell earned his master's in community health promotions from Virginia Tech in 2004. He is an NSCA certified strength and conditioning specialist and holds various certifications from U.S. Weightlifting and the Cooper Institute.

Off-season strength workouts consists of dynamic flexibility, speed, agility, strength training and mobility work. Mitchell uses an integrated approach in-season, where

each training session involves some aspect of the components so players will not lose the benefits of off-season training.

Mitchell is a national level powerlifter and frequently competes in competitions along the East coast. He currently holds the drug free, Master's national and world record in the bench press event, which he set at the American Powerlifting Federation nationals in April 2006 with a lift of 529 pounds. He also placed second in the Master's division 220-pound weight class for the combined powerlifting competition

that consists of the squat, bench and deadlift totals combined.

Mitchell is married to the former Terri Thompson, who serves as assistant vice president and controller for the Virginia Tech Foundation, Inc.



Terry Mitchell, seen above consulting with Sean Ryan, has developed a training program that is second to none. Not only does he put the Hokies through team workouts (below), but he makes sure each student-athlete (Austin Wates, left, and Ty Hohman, right) gets the individual instruction that they need.



2009 BASEBALL

Nutrition


Eating healthy and choosing nutritious diets are important aspects of a Virginia Tech student-athlete's life and that's why in July 2002, the athletics department implemented the sports nutrition program. Amy Freel serves as the director.

Freel works individually with student-athletes to provide them with information they need on their diet. She provides individual players with diet counseling on issues such as gaining lean muscle mass, losing body fat, and eating choices to improve performance.

She also designs preseason menus, snacks and training table menus for the baseball team.

"It is extremely beneficial for our student-athletes to have nutrition education and counseling available to them in order for them to remain successful in their sports and outside of athletics," Freel said. "The individualized nutrition education allows the athletes and me to get very specific on their nutritional, personal and sport-specific goals."

Also in July 2002, the Virginia Tech Athletics Department purchased the BodPod body composition system. Tech is one of a handful of college athletic departments using this type of technology. The BodPod is found in many professional training facilities, such as the NFL and Major League Baseball. It accurately measures body composition (percent of body fat, lean muscle mass and fat mass) through air displacement within five minutes. Research has shown that an increase in lean muscle mass will increase athletic performance. The Sports Nutrition Program has helped countless Tech athletes maximize their athletic performance.



Amy Freel
Sports Nutritionist

Amy Freel is in her sixth year as the sports nutritionist for Virginia Tech athletics. As the director of sports nutrition, Freel provides sport-specific nutrition education to the baseball team. She also provides each individual with nutrition counseling, which includes learning how to gain muscle weight, lose fat weight, eat well on campus and how to shop for the correct foods at the grocery store.

Freel educates the team on supplements and gives a recipe book for all off-campus athletes.

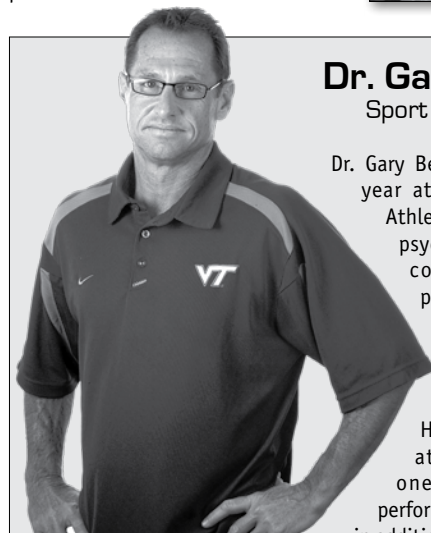
Four times a year, she provides a body composition test on the athletes with the Bod Pod. The Bod Pod accurately measures the percent of body fat, lean muscle mass and fat mass through air displacement within five minutes. She has helped countless Tech athletes maximize their athletic performance.

Before coming to Virginia Tech, Freel worked at the Lewis Gale Center in Salem, Va., as a clinical dietitian. From 1999 until 2002, she worked in the student life office.

Freel earned a bachelor's in dietetics from Ball State in 1996. In 1998, she earned her master's in dietetics from her alma mater.

Freel has two sons – Ben (7), Matt (6) and a daughter Ashley (2). She and her husband Mike, reside in Blacksburg.

Nutritionist Amy Freel operates the BOD POD, which measures body composition.



Dr. Gary Bennett
Sport Psychologist

Dr. Gary Bennett is in his eighth year at Virginia Tech as the Athletic Department's sport psychologist. Dr. Bennett coordinates the sport psychology department, which offers psychological and performance-enhancement services for all student-athletes.

He works with student-athletes on a one-on-one basis dealing with performance-related concerns in addition to off-the-field issues,

and also offers various support groups, including injury-recovery groups.

On average, he will conduct 20 individual sessions per week in addition to meeting with teams as the need arises.

Dr. Bennett's work with teams includes implementing strategies designed to improve concentration and focus, goal-setting, and team cohesiveness.

Dr. Bennett received a B.A. in English from Centre College in 1981 where he was a varsity baseball student-athlete. He earned his PhD in Counseling Psychology from the University of Kentucky in 1995. Before coming to Tech, he completed his residency at the University of Cincinnati and worked in a psychiatric hospital while in graduate school.

Dr. Bennett currently resides in Blacksburg.

Sport Psychology

Virginia Tech offers another important service to all of its student-athletes – sport psychology. Dr. Gary Bennett coordinates the sport psychology department, which offers psychological and performance enhancement services for student-athletes. Bennett also works closely with the Cook Counseling Center.

Bennett meets with student-athletes on an individual basis for personal counseling and to discuss the mental aspects of the game. He also works on team building, communication and performance enhancement.

"I've always felt that sport psychology was an important element," Gentry said. "We want to be a holistic model of an athletics department, and we wanted to and needed to include sport psychology in that model."

"We try to address all the various factors that affect student-athletes' performance on and off the field," Bennett said. "We believe we can help athletes perform better by addressing those concerns."

The sport psychology department also offers an injury group to afford injured athletes the opportunity to meet with other injured athletes and talk about their recovery process. Injured athletes may also meet individually with the sport psychologists. On average, the psychologists conduct 20 individual sessions per week and meet weekly with teams as the need arises.

One of the sport psychology resources is the Dynavision 2000, a unique conditioning and training program designed to increase focus and concentration, improve coordination and visuomotor reactions and increase peripheral awareness. Virginia Tech is privileged to be one of only a handful of schools with this cutting-edge technology.

The response to the sport psychology program has been positive. The student-athletes are very receptive to the services offered by the doctors. The sport psychology office reaches out to athletes who may not have considered going to the counseling service that is offered to all students at Virginia Tech.

"It is a great resource for our coaches and our athletes," Gentry said. "We've improved a lot in areas of strength and conditioning, nutrition and in sport psychology. It's all about becoming a well-rounded athletic program and helping student-athletes. We want to give them all the resources we can, to put them in a position to be successful."

Athletic Support

STUDENT LIFE

Led by the Virginia Tech Student Athlete Advisory Committee, Hokie student-athletes volunteered countless hours in the local community last year. In addition, over 400 Virginia Tech student-athletes earned a 3.00 grade point average during one or both semesters in 2007. The accomplishments are even more amazing in the context of the 2007-2008 athletic seasons being some of the most successful in Virginia Tech history.

The Virginia Tech Athletics Office of Student Life is under the direction of Reyna Gilbert, the Assistant Director of Athletics for Student Life, who came to Tech from Nova Southeastern University in Ft. Lauderdale, Fla. Assisting Gilbert is Coordinator of Student Life Danny White. The programs and services implemented by the Virginia Tech Athletics Office of Student Life are inspired by the NCAA/CHAMPS (Challenging Athletes' Minds for Personal Success) Life Skills Program. The program has been previously honored for its commitment to serving the good of the student-athletes by the Division I-A Athletic Director's Association as a Program of Excellence.

STUDENT ATHLETE ADVISORY COMMITTEE

The Student Athlete Advisory Committee (SAAC) is made up of student-athletes assembled to provide insight on the student-athlete experience. The SAAC also offers input on the rules, regulations and policies that affect student-athletes' lives on NCAA member institution campuses. Two members of each sport team serve on SAAC each academic year. The leadership team during 2008-2009 is Ashley Owens (Women's Soccer) – President, Beth Walker (Softball) – Vice President, and Preston Lemon (Men's Tennis) – Secretary. Highlights of the 2007-2008 SAAC included the second annual toy drive competition among sports teams for the Montgomery County Christmas store, which collected over 1,400 toys, a canned food drive competition collecting over 2,000 food items for the local food banks and participating in Virginia Tech's Relay for Life.

The baseball team's SAAC representatives are junior outfielder Steve Bumbry and redshirt-sophomore first baseman/designated hitter Matt Blow.

CAREER DEVELOPMENT

Virginia Tech student-athletes are savoring their collegiate athletic experiences with the understanding that upon graduation, they will need to secure a job. The Student Life Office worked with Becca Scott, the Career Coordinator for Student Athletes within the Career Services Center, to create programs which increase the student-athletes awareness of how transferable skills learned through athletics (resiliency, time management, teamwork and competitiveness) could be beneficial in their academic field upon graduation.

Student-athletes had the opportunity to participate in an Etiquette Dinner held in January where over 80 student-athletes and coaches were



Assistant Director of Athletics for Student Life Reyna Gilbert and Coordinator of Student Life Danny White run the Athletics Office of Student Life



in attendance. In the fall, the office also hosted its second annual Mock Interview Night with representatives from Wolseley North America, Northwestern Mutual Finance and the Virginia Tech graduate program. In addition to the mock interview night, student-athletes are offered workshops on topics such as resumé design, interview attire and job search information. Student-athletes are encouraged to participate in on-campus interviewing and eRecruiting along with securing internships and co-ops during their college careers.

ACADEMIC EXCELLENCE

The Virginia Tech Athletics Office of Student Life is responsible for nominating student-athletes for academic honors and awards. Athletes are nominated for on-campus, Atlantic Coast Conference and national awards. Student-athletes with a 3.0 GPA are rewarded each semester by being honored on the Athletic Director's Honor Roll. The 2007 calendar year listed 432 student-athletes with this honor.

Paul LaPenna (men's cross country) and Claire Dickey (women's swimming and diving) received the


Skelton Award for Academic Excellence in Athletics. The award is given to one male and one female student-athlete who demonstrate leadership, outstanding academic excellence and community involvement. The recipients of the award receive a \$5,000 scholarship donated by Dr. Bill and Peggy Skelton.

COMMUNITY OUTREACH

Virginia Tech student-athletes are more involved than ever in the local community. Having volunteered many hours in the schools, community groups and hospitals, the student-athletes are setting a high precedent for all involved with the program.

Under the "Hokies with Heart" umbrella, each sports team has a community partner with which it volunteers time and hosts at a home game to honor the partnership program. Each athletic team at Virginia Tech is encouraged to select one local charity or group on which to focus its philanthropic efforts throughout the year. The baseball team partners with both the Special Olympics and with Caring Bridge, a program that pairs volunteers with terminally ill children.

Head coach Pete Hughes and the baseball team volunteer regularly with terminally ill children through programs like Caring Bridge.



SPORTS MEDICINE

The Sports Medicine Department at Virginia Tech is constantly evolving to incorporate new ideas utilizing state-of-the-art resources for the betterment of all Hokie student-athletes. Under the leadership of Assistant Director of Athletics for Athletic Training Mike Goforth, the department is constantly improving and developing new strategies to provide the most current and comprehensive care.

Their team of certified athletic trainers, orthopaedic surgeons, Board Certified primary care physicians, chiropractors, physical therapists, sport psychologists, nutritionists, massage therapists and orthotists are available on site to manage the health care needs of Tech athletes. The staff continually looks for ways to enhance the services provided for their athletes as evidenced by their participation in local and national projects.

Tech is entering its eighth full year in the 4,300-square-foot Eddie Ferrell Memorial Training Room, which consolidated the training rooms that existed in the Merryman Center and Cassell Coliseum. The facility gives the training staff a centralized area to care for the needs of all Virginia Tech student-athletes. There is top-of-the-line equipment and a unique style of architecture, developed by Glenn Reynolds, AIA and Larry Perry as the consulting engineer.

The Ferrell Training Room nearly doubled the size of the former Merryman Center facility. Tech now has more than 10,000 square feet dedicated to sports medicine, placing in the top five percent nationally. The \$10 million Merryman Center includes 2,400 square feet of medical space and a physician's suite. The suite is equipped with a new, state-of-the-art X-ray system, a fluoroscopy unit and a minor procedure room. The training room also has offices for the staff, dozens of training tables, two cold tubs, whirlpools, an underwater treadmill, a Biodex System 3 and various other pieces of rehabilitation equipment and treatment modalities.

After the sports medicine staff diagnoses and



Andrew Rash carries out a rehab plan designed by Tech's top-of-the-line sports medicine staff.

treats an ill or injured athlete, the staff starts collaborating with the strength and conditioning staff to provide the best injury prevention and performance enhancing programs possible.

The range of benefits that athletes have access to includes custom orthotics, custom mouth guards, specialized DonJoy prophylactic bracing and many other options to help prevent or protect them from injuries.

The sports medicine staff also takes great pride in treating the athletes year-round. Special attention is paid to off-season activity. During this time, the staff will analyze past injury data from each participant and construct a preventative program that is followed over a nine-week period between the end of the season and the beginning of spring practice. This same procedure is followed during the summer.

"We value the off-season greatly within our department," Goforth said. "We have adopted the same mindset as our strength and conditioning staff. We look at our off-season time as an opportunity to get our athletes better as opposed to time off for our staff."

If physical therapy is needed, student-athletes can be seen by physical therapist Mark Piechoski in the Ferrell Training Room. Piechoski, a certified

athletic trainer, physical therapist and strength and conditioning specialist, plays a large role in the overall program developed to return an injured athlete back to 100 percent. In addition, staff sport psychologist Dr. Gary Bennett is available to all student-athletes for personal and performance issues. Team chiropractors, Dr. Greg Tilley and Dr. Dale Reynolds, provide Tech athletes with specialized treatment for spine-related conditions and play a huge role in performance enhancement

through various chiropractic techniques.

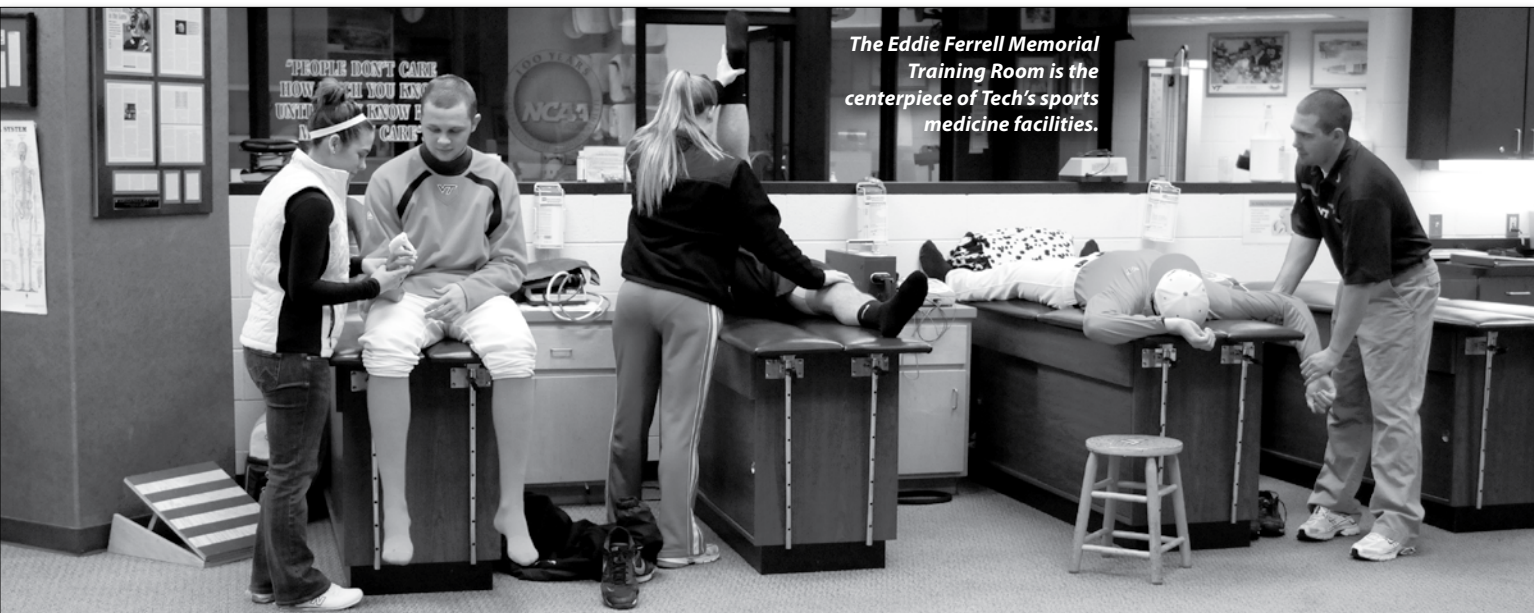
"Our goal is to provide the same high level of health care that professional and Olympic athletes receive," Goforth continued. "Our usage of specialist care is modeled after the NFL system and incorporates components of the Olympic Training Center in Colorado Springs."

Team orthopaedic surgeons Dr. Marc Siegel, Dr. Jim LeBolt and Dr. Demian Yakel bring a wealth of experience and skill to assist when athletes need orthopaedic consultation for certain types of sports-related injuries.

A vital part of student-athlete medical services is access to the Montgomery Regional Hospital's SWVA Center for Orthopaedics and Schiffert Student Health Center. Both facilities are staffed with qualified physicians and staff, and feature a wide variety of technologies designed to increase the level of care available to athletes.

Tech also maintains a special relationship with Montgomery Regional Hospital. Montgomery Regional Hospital is the choice for state-of-the-art equipment to perform surgeries, diagnostic imaging and processing of laboratory requests.

Certified athletic trainer John Shifflett works directly with the baseball team, attending practices and traveling with the team.



The Eddie Ferrell Memorial Training Room is the centerpiece of Tech's sports medicine facilities.

Athletic Facilities

The west side expansion at Lane Stadium/Worsham Field (right) houses a new athletic ticket office, academic advising center and Hokie Club office, as well as game day amenities such as suites, club rooms and a press box.



Rector Pavilion and outdoor courts at Burrows-Burleson Tennis Center




Tech Softball Park



Rector Field House



Virginia Tech Soccer Stadium




VT

2
0
0
9

B
A
S
E
B
A
L
L

Athletic Facilities



Cassell Coliseum rocks for Hokie basketball games



*The Merryman Center
Weight Room*



War Memorial Pool



The Pete Dye River Course of Virginia Tech

The Johnson-Miller Outdoor Track and English Field



VT

2
0
0
9

B
A
S
E
B
A
L
L

Athletic Success



The 2008 Hokie football squad captured the 2009 FedEx Orange Bowl to cap its fifth straight season with at least 10 wins.

Hokies have seen their success and visibility grow immensely over the past few years. For the ever-growing legion of Tech fans, the most exciting part is that the future looks even brighter.

On July 1, 2004, Virginia Tech officially became a member of the prestigious Atlantic Coast Conference - a move that has already helped the Hokie athletics program grow even stronger.

Tech competes at the Division I level of the NCAA, and with a total of 21 varsity sports, 11 for men and 10 for women, Virginia Tech provides generous opportunities for athletes (and fans) to get in the Hokie huddle.

Tech's nationally known football team has had unprecedented success over the past decade. The Hokies have played in 16 consecutive bowl games. Last year, the Hokies won 10 games and won the FedEx Orange Bowl in Miami. The Tech football team captured the ACC Championship last year for a second straight time - and third overall - after taking the title in 2004, its inaugural season in the league. The Hokies also won BIG EAST Championships in 1995, 1996 and 1999, and played for the National Championship in the 2000 Nokia Sugar Bowl.

In 2005, Spyridon Jullien won NCAA titles in the indoor weight throw and the outdoor hammer

throw, bringing the school its first-ever NCAA Championships in any sport. During Jullien's senior year, he again won the weight throw during the indoor season and captured the hammer throw title at the NCAA Outdoor Championships.

The women's basketball team has advanced to the postseason 12 times in the past 15 years. The men's basketball team advanced to the quarterfinals of the NIT last year and finished with a 21-14 record, including a sweep of Virginia. Also, the women's track team captured the ACC Indoor and Outdoor Championships for the second consecutive year and hurdler Queen Harrison participated in the 2008 Olympic Games.

In the fall of 2007, the men's soccer program had its most successful season ever by advancing to the NCAA College Cup. The softball team advanced to the NCAA tournament for the fourth consecutive season and made its first-ever appearance at the softball World Series in Oklahoma City, Okla. Additionally, the softball squad won both the 2007 ACC regular season and tournament titles, and also captured the 2008 tournament.

The women's soccer team reached the postseason for the first time in its history during 2004 and earned the ACC sportsmanship award in 2005. The Hokies then returned to the NCAA Tournament in 2008.

In 2001, the Hokie golf team won a nation's-best six tournaments, including the BIG EAST Golf Championship, and went on to record an eighth-place finish at the 2001 NCAA Golf Championship.

In 2007, the Hokies tied for the ACC tournament title and last year advanced to the NCAA regionals once again.

Many individuals have also participated in NCAA postseason competition in recent years, including Hokies from wrestling, tennis, swimming, golf, cross country and track & field. Cross country runner Tasmin Fanning earned All-America honors for the second straight year in 2008, claiming third place in the nation's biggest race.

Prior to joining the ACC, Virginia Tech was a charter member of the BIG EAST Football Conference since 1991, and a member of the BIG EAST in all other sports except wrestling from 2001 to 2004.




Queen Harrison participated for the United States of America at the 2008 Olympic Games in Beijing, China.

Angela Tincher captured the 2008 National Player of the Year in softball for the Hokies, leading them to Women's College World Series last season.



The Virginia Tech men's soccer team earned its first-ever NCAA College Cup berth with a 1-0 win at Connecticut.

HISTORY AND RECORD BOOK



Hall of Famer Chuck Hartman amassed 961 wins in 28 seasons as head coach of the Hokies.

Tech Major Leaguers

ERWIN RENFER, P

Played at Tech in 1910 ... Appeared in one major league game for the Detroit Tigers in 1913.

WALLY SHANER, OF/INF

Was a member of the 1920 Tech team ... Went on to play on three different teams during four major league seasons before ending his career in 1929 ... Arrived in the majors in 1923 as a left fielder and third baseman with the Cleveland Indians ... Played two seasons with the Red Sox and one with the Reds ... Was a career .278 hitter in the majors.

BUDDY DEAR, 2B

Starred as a shortstop at Tech from 1925-27 ... Signed with the Washington Nationals and played in one major league game before an injury cut his career short in 1927.

CLOY MATTOX, C

A member of Tech teams from 1927 through 1929 ... Made it to the major leagues with the Philadelphia Athletics in '29, playing in three games.

TOBY ATWELL, C

Played on the 1943 Tech squad ... Did not show



Leo Burke saw action at every position except pitcher during his major league career.

up in the majors until 1952 when he was 28-years old ... Spent five seasons in the big leagues, playing for three different teams ... Batted .290 for the Cubs in 1952 and carried a .289 batting average for the Pirates in 1954 ... Finished his career with the Milwaukee Braves in 1956.

LEO BURKE, OF/UTILITY

A three-sport letterman at Tech who turned to pro baseball following his graduation in 1956 ... Played for the Baltimore Orioles in 1958 ... Also played for the Los Angeles Angels, St. Louis Cardinals and Chicago Cubs ... Saw action at every position except pitcher during his major league career, which lasted through the 1965 season.

JOHNNY OATES, C/MANAGER

Signed with the Baltimore Orioles in 1967 after his junior season at Tech ... Spent 11 seasons as a major league player with Baltimore, Atlanta, Philadelphia, Los Angeles and the New York Yankees before retiring in 1981 ... Managed Yankee AA and AAA teams to playoff berths in 1982 and 1983, respectively ... Took a position as the Chicago Cubs' bullpen coach in 1984 ... Moved to the Baltimore organization in 1988 ... Was named the Orioles' major league manager during the 1991 season ... Selected the American League Manager of the Year by The Sporting News in 1993 ... His 237-199 record from 1991-94 was the third-best in the American League for that span ... Signed a contract as manager of the Texas Rangers in October 1994 ... Earned American League Manager of the Year honors in 1996 after guiding the Rangers to the AL West championship.

FRANKLIN STUBBS, 1B/OF

Was a first-round draft pick of the Los Angeles Dodgers in 1982 after his junior season at Tech ... Got his first call to the majors in April of 1984 ... Shared first base duties for the World Champion Dodgers in 1988 and started all five World Series games against Oakland that season ... Was traded to the Houston Astros prior to the 1990 season ... Set a Houston club record for home runs by a left-handed hitter with 23 ... Signed a three-year free agent contract with the Milwaukee Brewers in 1991 ... Joined the Atlanta Braves' organization after retiring as a player ... Spent five seasons as a roving hitting instructor for the Braves and two as the hitting coach for the Myrtle Beach Pelicans ... Coached for the Mississippi Braves in 2007... After 11 seasons coaching in the Braves' farm system, returned to the Dodgers' minor league system in 2009 as the hitting coach at Class A Inland Empire.

MIKE WILLIAMS, P

Signed with the Philadelphia Phillies in 1990 after his junior year at Tech ... Was called to the majors during July of 1992 ... Pitched a three-hitter in his second major league start for a 9-3 victory against the Los Angeles Dodgers ... Split time between the majors and Triple-A in 1993 and '94 ... Appeared in 33 games for the Phillies



Franklin Stubbs started at first base for the 1988 World Champion Dodgers.

in 1995, including eight starts ... Compiled a 3-3 record and 3.29 ERA ... Moved into the starting rotation in 1996 ... Signed as a free agent with Kansas City and saw action on the AAA and major league levels in '97 ... Pitched in 37 major league games as a reliever for the Pittsburgh Pirates in '98, compiling a 4-2 record and 1.97 ERA ... Led the Pirates in saves with 23 during the 1999 season ... Made 72 appearances in 2000 posting 24 saves and a 3.50 ERA ... Had 22 saves for Pittsburgh in 2001 before being traded to the Houston Astros in August ... Finished with a 6-4 record, including a 4-0 mark with the Astros ... Re-signed with the Pirates ... Set a Pirates club record with 16 consecutive saves in 2001, then posted a club-record 46 saves in 2002 ... Pitched in the 2002 Major League All-Star game and was chosen for the game again in 2003 ... Posted 25 saves in 40 games for the Pirates in '03 before being traded to Philadelphia ... Had three saves for the Phillies as a setup man... Retired before the 2004 season.

GEORGE CANALE, 1B

Passed up his senior year at Tech after he was picked in the sixth round of the 1986 draft by the Milwaukee Brewers ... Made his first appearance in the majors during September of 1989 ... Hit a home run in his second major league at bat ... Was called up again in 1990 ... Was traded to Montreal and then to Cleveland where he spent most of the 1992 and 1993 seasons at the AAA level.


BRAD CLONTZ, P

Was drafted in the 10th round and signed by the Atlanta Braves in 1992 ... Named the Southern League Pitcher of the Year in 1994 after saving 27 games at Greenville and posting a 1.20 ERA ...


Saved 11 more regular season games at Richmond and won the Rolands Relief Man award as the top reliever in the minor leagues ... Worked as a closer, then a setup man during his major league rookie season in 1995 ... Finished with an 8-1 record, four saves and a 3.65 earned run average ... Led the National League in relief wins ... Was a setup man in '96 and led the National League in appearances with 81 ... Posted a 5-1 record, one save and a 3.75 ERA in 51 appearances during the 1997 season ... Signed with the Dodgers prior to the 1998 season ... Saw some major league action with LA in '98 and with the Pittsburgh Pirates in 2000.

KEVIN BARKER, 1B

A third-round draft pick of the Milwaukee Brewers following his junior season at Tech in 1996 ... Started 1999 at Triple-A and had 23 homers and 87 RBIs when he was called up to the majors in mid-August ... Played in 38 major league games for the Brewers, starting 29 ... Hit .282 with three doubles, three home runs and 23 RBIs ... Saw action in 40 games during the 2000 season, batting .220 with five doubles, two homers and nine RBIs ... Moved to the San Diego Padres organization and saw action in seven major league games in 2002 ... Appeared in 12 games for the Toronto Blue Jays in 2006, batting .235 ... Hit 21 homers at the AAA level for Cincinnati in 2008 and was invited to the Reds' big league camp for 2009.



Mike Williams posted 46 saves for the Pittsburgh Pirates in 2002.



Joe Saunders had a breakout campaign in 2008, pitching in both the all-star game and the ALDS.

BRIAN FITZGERALD, P

Was drafted in the 20th round and signed by the Seattle Mariners in 1996 ... Was called to the majors during the 2002 season ... Pitched as a reliever in six games, working 6.1 innings ... Did not have a decision ... Retired from baseball in 2003.

JOE SAUNDERS, P

The 12th overall pick in the 2002 draft by the Los Angeles Angels ... Was called to the majors in 2005 to start against the Toronto Blue Jays in August ... Pitched 7.1 innings, allowing five hits and two runs in a no-decision ... Returned in September to pitch one game ... Started and pitched just two innings ... Got 13 starts for the Angels in 2006, posting a 7-3 record and 4.71 ERA ... Struck out 51 and walked 29 in 70.2 innings ... Started 18 games in 2007, working 107.1 innings ... Posted an 8-5 record and 4.44 ERA ... Put together a six-game winning streak, the longest by an Angel in 2007... Broke out in 2008 as a mainstay in the Angels' rotation, going 17-7 with a 3.41 ERA in 31 starts ... Struck out 103 batters in 198 innings pitched, while walking 53 ... Pitched for the American League in the all-star game ... Earned a no decision after starting game three of the ALDS against the Boston Red Sox.

First-Round Hokies

WINTER DRAFT

1967: c Johnny Oates, Baltimore Orioles, 10th player picked

SPRING DRAFT

1982: 1b Franklin Stubbs, Los Angeles Dodgers, 19th player picked
1987: p Brad DuVall, Baltimore Orioles, 15th player picked
1988: p Brad DuVall, St. Louis Cardinals, 23rd player picked
1997: p Denny Wagner, Oakland Athletics, 42nd player picked (supplemental)
2002: p Joe Saunders, Anaheim Angels, 12th player picked

Postseason Hokies

Johnny Oates, c: Phillies – 1976; Dodgers – 1977* and 1978*
Franklin Stubbs, 1b: Dodgers – 1988*
Brad Clontz, rp: Braves – 1995* and 1996*
Mike Williams, rp: Astros – 2001
Joe Saunders, sp: Angels – 2008
 * World Series appearance

All-Star Hokies

Toby Atwell, c: Cubs – 1952
Mike Williams, rp: Pirates – 2002 and 2003
Joe Saunders, sp: Angels – 2008

Virginia Tech All-Americans



Franklin STUBBS, 1b

Hamlet, N.C.


As a sophomore in 1981, he became the first Tech baseball player to earn first-team All-America honors ... Was picked as the DH on the *All-America Baseball News* (now *Baseball America*) All-America squad and was a second-team choice at first base on the American Association of College Baseball Coaches' team ... Earned those honors by hitting .417, driving in 83 runs, stealing 34 bases and slugging 29 home runs ... Set nine school records and led the nation in home runs and slugging percentage (.969) ... The following season as a junior, he was named to *The Sporting News*' All-America team.



George CANALE, 1b

Roanoke, Va.

Led the nation in home runs with 29 as a junior (1986) on the way to earning first team All-America honors from Baseball America and *The Sporting News* ... Led the team in hitting with a .373 average ... Also contributed 71 runs batted in, 76 runs scored and a team-high 47 bases on balls ... Established school career marks for home runs (76), total bases (502) and runs batted in (227) ... Considered Tech's top defensive first baseman.



Jim STEWART, 3b/p

Seabrook, Md.


Was named as the first-team third baseman on the 1982 American Association of College Baseball Coaches' All-America team following an outstanding senior season ... Led the team with a .404 batting average ... Contributed 88 hits (a school record at the time), 18 home runs and 68 RBIs ... Also aided the Tech cause as a short reliever, compiling a 4-1 record with four saves and a team-leading 2.31 earned run average.



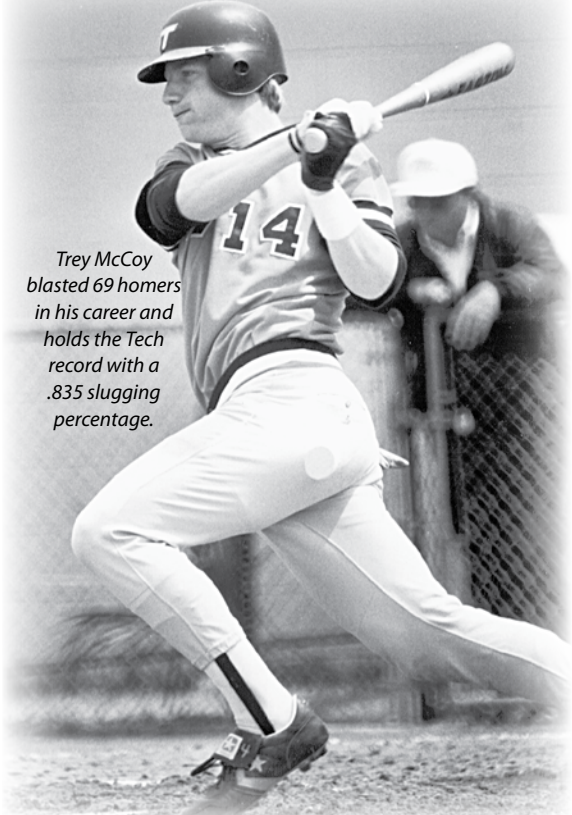
Trey McCOY, If

Virginia Beach, Va.

Earned third-team All-America honors from the American Association of Baseball Coaches as a sophomore in 1987 ... Hit .406 with 21 home runs, 66 RBIs and 48 bases on balls ... Led the team in 11 offensive categories ... Was named the University Division Player of the Year in the state of Virginia and led the Metro Conference in batting, home runs and RBIs.



Jim Stewart led the Hokies in both batting average and earned run average in 1982.



Trey McCoy blasted 69 homers in his career and holds the Tech record with a .835 slugging percentage.



Dee DALTON, SS

Roanoke, Va.

Named third team on the 1993 NCAA Division I All-America squad selected by *Collegiate Baseball* following his sophomore season ... Hit .341 and drove in 42 runs for the Hokies ... Led the team in home runs (14), triples (3), walks (38), runs scored (49) and slugging percentage (.665) ... Fielded .932 overall and .966 in Metro Conference games ... Carried a .459 batting average in league games with seven homers ... His combined offensive and defensive skills rank him as one of the top shortstops in school history.



Kevin BARKER, of


Mendota, Va.

A second-team pick as an outfielder on the 1996 *Baseball America* All-America team ... Was voted the Atlantic 10 Conference Player of the Year after finishing his junior season with a .361 batting average, 20 home runs and 62 runs batted in ... Led the team with 73 hits, 52 walks and a .492 on-base percentage ... Set a school single-season mark for triples with nine and became the Hokies' all-time leader in that category with 17 ... Started all 59 games in center field, committing just one error ... Was only the fifth Tech player to hit 20 homers in a season.



Charlie GILLIAN,
p
Beckley, W.Va.

Finished the 1996 season among the national leaders in saves ... Named to the third-team Mizuno All-America squad selected by *Collegiate Baseball* ... Posted a Tech single-season record 14 saves to go with a 2-1 record and 1.98 earned run average ... Registered 35 strikeouts in 27.1 innings, while walking just eight batters ... Opponents hit just .186 against the right-handed junior during his 31 appearances.



Matt GRISWOLD,
of
Severna Park, Md.

The fourth sophomore to earn All-America honors at Tech during Coach Chuck Hartman's tenure ... Was named to the third team of the 1997 American Baseball Coaches' Association All-America squad ... Finished the season with a team-leading .408 batting average ... Contributed 69 runs batted in and 13 home runs ... Also led the team in walks (49) and on-base percentage (.527) ... Put together a 29-game hitting streak during the season.




Barry GAUCH,
c
Woodbridge, Va.

Was selected third-team All-America by the American Baseball Coaches' Association following his senior season in 1999 ... Batted .374 that season and led the




Larry Bowles was a dual threat in 1999, winning 10 games as a pitcher and hitting 14 home runs from the plate.




In 2003, Matt Dalton became the first pure relief pitcher ever to earn first-team All-BIG EAST honors.

team in runs batted in with 61 ... Also topped the Hokies in hits (85), multiple-hit games (28) and multiple-RBI games (17) ... He contributed 17 doubles, three triples and 10 home runs ... Named first-team All-Atlantic 10 and was selected to the A-10 All-Championships team.



Larry BOWLES,
p/1b
Boones Mill, Va.

Named third-team All-America as a sophomore in 1999 by both *Collegiate Baseball* (Louisville Slugger TPX team) and the National Collegiate Baseball Writers ... The MVP of the Atlantic 10 Baseball Championships ... Posted a 10-3 pitching record with a 4.27 earned run average and a team-leading 106 strikeouts in 105.1 innings ... Also played first base and led the team in batting (.390), home runs (14), extra-base hits (34) and slugging (.700) ... Drove in 58 runs and put together a 27-game hitting streak.



Matt DALTON,
p
Monroeville, Pa.

A member of the 16-man first team of the 2003 National Collegiate Baseball Writers Association All-America team ... Also named third team on the 2003 American Baseball Coaches Association/Rawlings A-A squad ... Did not surrender a run during his first 26 appearances of the season ... Finished with a 0.76 earned run average ... Posted a 3-1 record and tied a school single-season mark for saves with 14 ...

Pitched 35 2/3 innings during 29 appearances ... Allowed just 16 hits, only one of which went for extra bases ... Struck out 28 batters and walked just six ... Became the first pure relief pitcher to be named first-team All-BIG EAST.



Marc TUGWELL,
2b
Springfield, Va.

Was picked second team All-America by both the American Baseball Coaches Association and *Collegiate Baseball* following the 2003 season ... Named the BIG EAST Co-Player of the Year after batting a team-leading .398 and fielding .981 ... Also led the team in at bats (226), runs (64), hits (90), doubles (17) and slugging percentage (.580) ... Was second on the squad in runs batted in (59), stolen bases (16) and on-base percentage (.445) ... Committed just six errors in 308 total chances ... A two-time All-BIG EAST selection at second base.

ACADEMIC ALL-AMERICANS
(as selected by CoSIDA)

- 1970 Wayne Jarvis, 1st team, IF
- 1975 Tony Varbonceour, 1st team, 1B
- 1991 Steve Render, 3rd team, OF
- 1992 Steve Render, 1st team, OF
- 2003 Spencer Harris, 2nd team, SS
- 2004 Tom Blaszak, 1st team, 2B

Past Conference Honors



Matt Griswold was the A-10 Player of the Year in 1998.

Southern Conference:

Virginia Tech was a charter member of the Southern Conference when it formed in 1921 and remained a member until the spring of 1965 when it withdrew to become an independent. Following is a list of Tech's All-Southern Conference baseball players from 1952-1965: **1952**, First Team: Tom Bryant, of; **1954**, First Team: Bobby Scruggs, ss; Leo Burke, of; Howie Wright, c; Jim Beard, p; **1955**, First Team: Bobby Scruggs, ss; Leo Burke, of; Howie Wright, c; Grover Jones, p; **1956**, First Team: Leo Burke, of; Second Team: Welford Lucy, 1b; Jimmy Clarke, 2b; **1957**, Second Team: Dave Kuhn, of; Bobby Wolfenden, of; **1958**, First Team: Dave Kuhn, of; **1959**, Second Team: Jimmy Graves, 3b; Dickie Snead, of; Travis Poole, of; **1960**, First Team: Dickie Snead, of; Second Team: Jimmy Graves, p; **1961**, First Team: Eddie Hite, 2b; Lee Melear, p; **1962**, Second Team: Eddie Hite, 2b; Lee Melear, p; Sam Jenkins, p; **1963**, First Team: Tom Green, of; Dave Blake, of; Lee Melear, p; Second Team: Larry Lawson, c; **1964**, none; **1965**, Second Team: M.H. Herndon, of.

Metro Conference:

Tech competed as a member of the Metro Conference from 1978-79 through 1994-95. **1979**, First Team: Dave Grier, p; Harold Williams, 1b; **1980**, First Team: Mike Rhodes, p; Jay Phillips, 3b; Second Team: Franklin Stubbs, 1b; Joe Mitchell, of; **1981**, First Team: Paul Levy, p; Franklin Stubbs, 1b; Brian Rupe, of; Andy Aldrich, dh; **1982**, First Team: Ray Perkins, p; Jim Stewart, 3b; Brian Rupe, of; Franklin Stubbs, 1b; Mark Krynitsky, c; **1983**, First Team: Rick Knapp, p; Tim Buheller, of; **1984**, First Team: Billy Plante, 3b; Bean Stringfellow, p; HM: Shaun Sullivan,

of; Budgie Clark, 2b; John Bowler, dh; **1985**, First Team: Shaun Sullivan, of; Tim Buheller, of; Chuck Boyle, utl; Billy Plante, 3b; George Canale, 1b; Bean Stringfellow, p; **1986**, First Team: George Canale, 1b; Trey McCoy 3b; Tim Buheller, cf; Doug Basse, of; David Potts, p; **1987**, First Team: Brad DuVall, p; Trey McCoy, of; Casey Waller, 3b; **1988**, First Team: Brad DuVall, p; Len Wentz, 2b; Trey McCoy, of; Mike Conte, of; Randy Berlin, dh; **1989**, First Team: Mike Williams, p; Len Wentz, 2b; Casey Waller, 3b; Mike Conte, of; Craig Blum, utl; **1990**, First Team: Len Wentz, 3b; Rod Emmons, of; Second Team: Mike Williams, p; **1991**, First Team: Martin Agee, 2b; David Dallas, ss; Les Jennette, utl; Second Team: Steve Render, of; **1992**, First Team: David Dallas, 2b; Les Jennette, dh; Steve Render, of; Second Team: Brad Clontz, p; J. R. Hawkins, of; **1993**, First Team: J.R. Hawkins, of; Second Team: Dee Dalton, ss; Bo Durkac, 3b; **1994**, First Team: Bo Durkac, 3b; Second Team: Charlie Gillian, p; **1995**, First Team: Mike Terhune, 2b; Bo Durkac, 3b; Kevin Barker, of; Second Team: Charlie Gillian, p; Josh Herman, c.

Metro All-Tournament Players:

1979, Dave Richardson, of; **1980**, Jim Stewart, of; 1981, Franklin Stubbs, 1b; Andy Aldrich, dh; **1982**, Jim Stewart, 3b; Jimmy Foit, ss; Mark Krynitsky, c; **1983**, Budgie Clark, 2b; **1984**, Billy Plante, 3b; George Canale, dh; Rodney Brooks, p; **1985**, Chuck Boyle, c; Peery Agee, dh; Dell Curry, p; **1987**, Alan El-Amin, of; Brian Henderson, ss; Joe Vieni, c; **1989**, Mike Conte, of; **1990**, Len Wentz, 3b; **1992**, Mike Reedy, of; Denny Hedspeth, c; **1994**, Brian Fitzgerald (MVP), p; Josh Herman, dh; **1995**, Brian Fitzgerald, p; Kevin Barker, of.

Atlantic 10 Conference:

The Hokies played in the Atlantic 10 Conference from 1995-96 through 1999-00. **1996**, First Team: Kevin Barker, of (Player of the Year); Second Team: Josh Herman, c; Sean Hummel, p; **1997**, First Team: Kevin Kurilla, ss; Denny Wagner, p; Second Team:

Matt Griswold, of; **1998**, First Team: Matt Griswold, of (Player of the Year); Second Team: Addison Bowman, 3b; Barry Gauch, c; Eric Shiflett, of; Jon Hand, p; **1999**, First Team: Barry Gauch, c; Matt Griswold, of; Second Team: Larry Bowles, p/1b; Jason Bush, p (Rookie of the Year); **2000**, First Team: Jed English, dh; Joe Saunders, p; Second Team: Addison Bowman, of.

Atlantic 10

All-Tournament Players:

1996, Jon Hand, p; Brian Fitzgerald, p; Austin Rappé, of; Josh Herman, c; **1997**, Barry Gauch, c (MVP); Randy Martin, 2b; Kevin Kurilla, ss; Matt Griswold, of; Denny Wagner, p; **1998**, Randy Martin, 2b; Jon Hand, p; Barry Gauch, c; **1999**, Larry Bowles, p/1b (MVP); Barry Gauch, c; Addison Bowman, ss; John West, 3b; Matt Griswold, of; Pat Pinkman, p; **2000**, Addison Bowman, of (MVP); Chad Foutz, 3b; Jed English, c/dh; Jason Bush, p.

Big East Conference:

Virginia Tech competed as a member of the BIG EAST Conference from 2000-01 through 2003-04. **2001**, Second Team: John West, 1b; Addison Bowman, 3b; Brad Bauder, of; Joe Saunders, p; Third Team: Spencer Harris, ss; **2002**, First Team: Marc Tugwell, 2b; Spencer Harris, ss; John West, 3b; Joe Saunders, p; Third Team: Brad Bauder, of; Wyatt Toregas, utl; **2003**, First Team: Marc Tugwell, 2b (Co-Player of the Year); Chris Stanton, 3b; Wyatt Toregas, c; Matt Dalton, p; Third Team: Spencer Harris, ss; **2004**, First Team: Sean O'Brien, 1b; Second Team: Chris Stanton, 3b; Josh Biber, p; Third Team: Warren Schaeffer, ss.

Atlantic Coast Conference:

Virginia Tech joined the ACC prior to the 2005 season, but has yet to place any individuals on any all-conference teams.



Marc Tugwell was the BIG EAST's Co-Player of the Year in 2003.

Coaches, Captains, Records

Year	W- L- T	Pct.	Coach	Captain
1892	2- 0- 0	.1000		
1893	0- 1- 0	.000		
1894	NO TEAM			
1895	3- 2- 0	.600	J. McJames	T.E. Dashiell
1896	3- 8- 0	.273	R.S. Wilkins	W.H. Rasche
1897	9- 6- 0	.600	Lipep	E.H. Herbert
1898	3- 3- 0	.500		R.S. Wilkins
1899	NO TEAM			
1900	6- 5- 0	.546	Dr. A.B. Morrison	W.F. Bell
1901	5- 3- 0	.625	Dr. A.B. Morrison	J.D. Burrall, H. Carpenter
1902	4- 2- 0	.667		C.H. Carpenter
1903	8- 4- 0	.667	Orth	J.F. Ware, C.P. Miles
1904	6- 5- 0	.546	R.R. Brown	W.C. Walsh
1905	6- 5- 0	.546	Dr. Knox	R.B. Tinsley, S.H. Lee
1906	5- 3- 0	.625	S.S. Eckerstone	E.S. Sheppard
1907	5- 8- 0	.385	S.S. Eckerstone	
1908	3- 4- 1	.437	C.P. Miles	E.S. Sheppard
1909	11- 6- 0	.647	R.M. Brown	A.D. Austin
1910	10- 7- 0	.588	Branch Boccock	T.P. Hicks
1911	13- 7- 1	.619	Branch Boccock	Richard Fuqua
1912	9- 9- 0	.500	L.W. Reiss	F.H. Legge
1913	3- 3- 0	.500	C.P. Miles	P.R. Evans
1914	15- 4- 1	.775	Branch Boccock	Albert L. Jones, Jr.
1915	21- 0- 0	1.000	R.B. Prince	F.W. Bruce
1916	9- 4- 0	.692	W.G. Breitenstein	E.K. Bibb
1917	9- 1- 0	.900	W.G. Breitenstein	L.M. Gaines
1918	8- 4- 0	.667	Charles A. Bernier	J.E. Old
1919	12-13- 0	.480	Charles A. Bernier	Charles Whitmore
1920	16- 6- 0	.727	Charles A. Bernier	P.C. Brooks
1921	17- 9- 1	.648	W.L. Younger	R.W. Harvey
1922	7-10- 2	.400	W.L. Younger	J.G. Wallace
1923	7- 8- 0	.467	W.L. Younger	D.H. Rutherford
1924	10- 6- 1	.617	George S. Kircher	D.H. Rutherford
1925	5-11- 2	.333	George S. Kircher	C.G. Thomas, Jr.
1926	13- 6- 1	.675	George S. Kircher	C.L. Crummett, Jr.
1927	11- 4- 0	.733	George S. Kircher	P.S. Dear
1928	4- 7- 0	.364	George S. Kircher	D.M. Alexander
1929	9- 6- 0	.600	George S. Kircher	Clay M. Mattox
1930	13- 2- 1	.844	George S. Kircher	James A. Coffey
1931	7- 7- 2	.500	George S. Kircher	R.M. Mapp, N.C. Bibb
1932	5- 7- 0	.417	George S. Kircher	S.E. Hardwick, Jr.
1933	6- 6- 0	.500	H.M. McEver	R.W. Sutton
1934	6-11- 1	.361	H.M. McEver	Wilson Bell
1935	4-15- 0	.211	H.M. McEver	Paul V. Kelsey
1936	8- 8- 0	.500	H.M. McEver	Joe Russell
1937	12- 8- 0	.600	H.M. McEver	Ray Thompson
1938	4-10- 0	.286	H.M. McEver	M.A. Cregger
1939	1-14- 0	.067	H.M. McEver	Frank Pierce
1940	7- 5- 0	.583	G.F. Laird	M.R. Cobb
1941	6-10- 0	.375	G.F. Laird	W.A. Trice
1942	10- 5- 1	.656	G.F. Laird	W.J. Henderson
1943	4- 8- 0	.333	G.F. Laird	Joseph Moody
1944	9- 4- 0	.692	H.M. McEver	Henry Caravati, Phillip DeLisi
1945	10- 4- 0	.714	G.S. Proctor	Andrew M. Dreelin, J.F. Lucas
1946	8-11- 0	.421	G.S. Proctor	John J. Kozelski, Jr.
1947	11- 6- 0	.647	G.S. Proctor	Frank B. Poole
1948	14- 8- 1	.630	G.F. Laird	Joe Foltz
1949	10-11- 0	.476	G.F. Laird	Bill Kean
1950	13- 9- 0	.591	G.F. Laird	Ralph C. Beard
1951	8-11- 0	.421	G.F. Laird	Sterling Wingo
1952	4- 9- 0	.308	G.F. Laird	Ed Pierce
1953	6- 7- 0	.462	G.F. Laird	
1954	14- 8- 0	.636	G.F. Laird	
1955	13- 8- 0	.619	G.F. Laird	Jimmy Clark
1956	9-12- 0	.429	G.F. Laird	
1957	9-12- 0	.429	G.F. Laird	
1958	9-11- 1	.452	G.F. Laird	
1959	12- 7- 0	.632	G.F. Laird	
1960	10- 9- 0	.526	G.F. Laird	
1961	9-15- 0	.375	G.F. Laird	Eddie Hite
1962	11- 6- 0	.647	G.F. Laird	Eddie Hite
1963	14- 7- 0	.667	G.F. Laird	
1964	12-10- 0	.545	G.F. Laird	
1965	10-13- 0	.435	G.F. Laird	




Virginia Tech's 1915 team posted an unblemished 21-0 season record.

Year	W- L- T	Pct.	Coach	Captain
1966	10- 6- 0	.625	G.F. Laird	
1967	14-10- 0	.583	G.F. Laird	William Gordon, Bobby Kramer
1968	17- 9- 1	.649	G.F. Laird	
1969	27- 7- 0	.794	G.F. Laird	
1970	15-11- 0	.577	G.F. Laird	
1971	16-10- 0	.615	G.F. Laird	Wayne Javins
1972	15-11- 0	.577	G.F. Laird	John Van Arnhem
1973	15-10- 0	.600	G.F. Laird	Howard Thomas
1974	15-15- 0	.500	Bob Humphreys	
1975	26-10- 0	.722	Bob Humphreys	
1976	33- 9- 0	.786	Bob Humphreys	
1977	34- 9- 0	.791	Bob Humphreys	
1978	27-17- 0	.614	Bob Humphreys	
1979	28-14- 0	.667	Chuck Hartman	Scott Atkins, Steve Dodd
1980	30-18- 0	.625	Chuck Hartman	Chip Smith, Mike Preisser, Andy Aldrich
1981	48- 9- 0	.842	Chuck Hartman	Andy Aldrich, Paul Levy, Mark Krynitsky
1982	50- 9- 0	.847	Chuck Hartman	Mark Krynitsky
1983	34-14- 0	.708	Chuck Hartman	Wayne King, John Patton
1984	41-17- 0	.707	Chuck Hartman	Todd Trickey, Chuck Boyle
1985	50-16- 1	.754	Chuck Hartman	Chuck Boyle
1986	38-21- 0	.644	Chuck Hartman	George Canale, Joe Vieni
1987	32-16- 1	.663	Chuck Hartman	Joe Vieni, Jon Hartness, Greg Mance
1988	40-20- 0	.667	Chuck Hartman	Alan El-Amin, Jimmy Hunt
1989	35-22- 0	.614	Chuck Hartman	Mike Conte, Len Wentz
1990	36-22- 0	.621	Chuck Hartman	Len Wentz, Mike Williams
1991	24-30- 0	.444	Chuck Hartman	Tim Fenn, Shaun Thomas
1992	34-17- 1	.663	Chuck Hartman	Steve Render, David Dallas
1993	34-15- 0	.694	Chuck Hartman	J.R. Hawkins, Mike Reedy, Justin Dobson
1994	32-26- 0	.552	Chuck Hartman	Justin Dobson, Denny Hedspeth
1995	34-24- 0	.586	Chuck Hartman	Bo Durkac, Braxton Bell
1996	35-24- 0	.593	Chuck Hartman	Josh Herman, Sean Hummel
1997	34-28- 0	.548	Chuck Hartman	Kevin Kurilla, Kris Turberville
1998	28-22- 2	.558	Chuck Hartman	Jon Hand, Matt Lichtel, Barry Gauch
1999	42-17- 0	.712	Chuck Hartman	Randy Martin, Barry Gauch, Eric Shifflett
2000	34-25- 2	.576	Chuck Hartman	Gray Hodges, Christian Simmers
2001	29-28- 1	.509	Chuck Hartman	Addison Bowman, Christian Simmers
2002	33- 26- 0	.559	Chuck Hartman	Chip Runyon, Brian Copeland
2003	34-23- 0	.596	Chuck Hartman	Spencer Harris, Brad Bauder
2004	29-27- 0	.518	Chuck Hartman	Josh Biber, Jed English
2005	23-28- 0	.451	Chuck Hartman	Chris Stanton, Jake Chaney
2006	20-33- 0	.377	Chuck Hartman	Nicky Bowers, Ryan Kennedy
2007	23-31- 0	.426	Pete Hughes	Warren Schaeffer, Sean O'Brien
2008	23-32- 0	.418	Pete Hughes	Matt Hacker, Sean O'Brien, Andrew Wells

Virginia Tech vs. All Opponents

Opponents Through 115 Seasons

Team	First Meeting	LAST MEETING Year	Score	SERIES VT Opp
Akron	1953	1953	11-8	1 0
Alabama	1955	1967	6-5	3 10
Albany	2007	2007	8-2	1 0
Appalachian St.	1974	2006	5-4	21 11
Armstrong St.	1975	1975	7-3	2 0
Atlantic Christian	1979	1979	5-2	1 0
Auburn	1994	1994	0-7	0 1
Belmont	1978	1978	4-1	1 0
Binghamton	2008	2008	12-1	1 0
Bluefield State	1987	1987	20-1	1 0
Boston College	2001	2008	6-12	8 12
Bowling Green	1998	1998	13-9	1 0
Bridgewater	1909	1931	10-9	2 0
Brockport (N.Y.)	1972	1972	17-3	2 0
Brown	1969	1969	7-0	2 0
Bryant University	-	-	First Meeting	
Bucknell	-	-	First Meeting	
Buffalo State	1977	1977	14-2	1 0
Cal State Fullerton	2000	2000	6-8	0 1
Cal State Northridge	1991	1991	7-10	0 1
California St. (Pa.)	1979	1980	7-4	3 1
Campbell	1997	2006	7-8	13 7
Canisius	1977	1977	17-1	1 0
Carson-Newman	1975	1975	0-2 (12)	0 1
Castleton State	1963	1968	6-1	7 0
Central Connecticut St.	2008	2008	16-8	3 0
Central Michigan	1977	2001	5-6	0 3
Charleston Southern	1993	2003	8-6	3 2
Charlotte	1980	2007	3-9	20 17
Cincinnati	1979	1991	4-10	37 14
Citadel	1958	2007	5-4 (11)	9 7
* Clemson	1902	2008	2-10	19 30
Coastal Carolina	1988	2008	3-4 (10)	1 4
Colgate	1912	1928	10-11	1 3
College of Charleston	1993	1993	5-3	1 0
Columbus College	1986	1986	3-4	1 1
Concord	1919	1977	9-1	5 0
Connecticut	1976	2004	10-0	10 5
Cornell	1964	2003	8-2	3 1
Creighton	1991	1991	3-6	0 1
David Lipscomb	1978	1978	7-15	0 1
Davidson	1902	2008	5-4	29 6
Dayton	1996	2000	2-3	13 3
Delaware	1907	1948	6-7	4 4
Delaware State	-	-	First Meeting	
Detroit Mercy	1992	1992	6-1	2 1
Duke	1907	2008	5-7	15 21
Duquesne	1996	2004	15-17	13 6
East Carolina	1957	2006	5-1	8 8
East Tennessee St.	1967	2005	3-5	30 16
Eastern Connecticut	1979	1979	4-3	1 0
Eastern Michigan	1968	1974	5-4	2 2
* Elon	1914	1988	5-6	14 10
* Emory & Henry	1898	1947	11-10	34 1
Evansville	1994	1999	7-3	4 0
Florida	1921	1977	4-9	1 1
Florida State	1967	2008	12-18	5 31
Fordham	1998	2008	12-13	1 4
Fresno State	1989	1995	8-0	2 1
Furman	1916	1989	3-5	11 11
Gardner-Webb	-	-	First Meeting	
George Mason	1982	2005	0-2	15 13
George Washington	1948	2000	8-1	30 25
Georgetown	1919	2004	16-3	9 6
Georgia Southern	1917	1998	19-8	12 20
Georgia State	1980	1983	6-0	1 3
Georgia Tech	1980	2008	1-2	5 13
Gonzaga	1995	1995	0-5	0 1
* Hampden-Sydney	1896	1952	7-10	27 13
* High Point	1974	2005	6-5 (12)	18 6
Hofstra	1999	1999	11-16	0 1
Holy Cross	1993	1995	14-0	2 0
Howard	1975	1998	16-3	60 5
Indiana	1980	1980	9-7	3 0
Indiana (Pa.)	1972	1972	6-2	2 0
* Indiana State	1991	1998	7-7	1 0
Iowa	1986	1986	5-3	1 2



Jason Bush finished his Tech career with a record 31 pitching victories.

Team	First Meeting	LAST MEETING Year	Score	SERIES VT Opp
James Madison	1978	2008	18-11	21 31
Johns Hopkins	1971	1971	29-2	2 0
Kansas State	1989	1989	6-3	1 0
Kent	1969	2003	16-5	6 3
Kentucky	1924	1969	9-2	4 3
King College	1897	1925	25-2	6 0
La Salle	1996	2000	11-8	11 2
Lehigh	1908	1975	7-4	3 2
LeMoyn	2002	2002	10-15	1 1
Liberty	1979	2008	6-7	32 22
Loch Haven State	1975	1975	9-5	1 0
Long Island	2001	2001	11-0	2 0
Longwood	1981	2008	8-7	9 0
Louisville	1979	1995	6-2	45 12
Lynchburg College	1897	1946	9-4	13 2
Maine	1961	1997	2-9	3 3
Marietta	1967	1969	5-1	3 0
Marist	2007	2007	14-8	1 0
Marshall	1918	2006	9-4	23 8
* Maryland	1898	2008	2-5	13 31
Massachusetts	1969	2000	9-6	11 5
Memphis State	1979	1991	4-5	5 11
Mercer (Macon)	1983	1983	13-9	1 1
Methodist	1988	1988	2-9	0 1
Miami (Fla.)	2005	2008	2-9	1 11
Miami (Ohio)	1969	1999	8-2	3 2
Michigan	1997	1997	2-11	0 2
Michigan State	1951	1964	6-10	0 3
Milligan	1975	1978	3-1	7 0
Minnesota	2007	2007	3-7	0 1
Missouri	1989	1989	9-7	1 0
Morehead State	2003	2004	11-7	4 0
Morris-Harvey (U of C)	1973	1979	5-4	9 0
Navy	1938	2005	9-0	1 1
Nevada	1995	1995	9-12	1 1
Newberry	1977	1979	5-6	1 1
New Orleans	1988	1988	1-4	0 1
New York Tech	1988	1988	2-1	1 0
* North Carolina	1896	2008	0-6	23 49
North Carolina A&T	1981	2007	5-2	30 2
* NC State	1907	2008	5-11	18 29
Notre Dame	1955	2004	1-2	6 7
Old Dominion	1967	2007	10-3	56 17
Ohio	1942	2004	6-1	8 14

Team	First Meeting	LAST MEETING Year	Score	SERIES VT Opp
Ohio State	1955	1956	3-21	0 3
Ohio Wesleyan	1939	1948	8-3	1 2
Oklahoma	1978	1978	4-2	1 0
Oklahoma State	2004	2004	0-2	0 1
Oneonta State	1968	1985	15-3	11 0
Pembroke State	1973	1974	3-7	1 2
* Pittsburgh	1922	2008	8-12	8 11
Point Park	1982	1982	13-7 (8)	3 0
Portland	1995	1995	3-4	0 1
Presbyterian	2008	2008	6-5 (10)	2 0
Princeton	1929	1929	7-1	1 0
Purdue	1994	1998	8-11	2 2
Radford	1989	2008	5-4	30 9
Randolph-Macon	1895	1917	1-2	12 2
Rhode Island	1997	2000	12-0	5 1
* Richmond	1904	2007	12-9	70 72
Rider	1986	1986	12-10	1 1
Roanoke College	1893	1948	8-2	30 17
Rochester	1967	1967	17-5	2 0
Rollins	1954	2001	3-5	4 9
Rutgers	1910	2004	3-10	6 8
Savannah State	2005	2005	11-7	1 0
St. Bonaventure	1999	1999	12-10	3 0
St. John's	1998	2004	0-2	6 6
St. Joseph's	1999	1999	19-9	3 0
St. Louis	1979	1982	13-3	7 0
* Seton Hall	2001	2004	6-0	6 5
Shippensburg State	1973	1984	5-3	9 0
Siena	1999	1999	11-5	1 0
South Carolina	1902	1993	2-13	31 32
South Florida	1992	2004	4-3	7 11
S.E. Louisiana	1990	1990	1-9	0 1
S.E. Oklahoma	1978	1978	11-15	0 1
Southern California	1997	2000	3-8	1 2
Southern Connecticut	1960	1974	14-2	2 0
Southern Mississippi	1983	1995	3-2	12 16
Stetson	1980	2004	2-15	1 7
Syracuse	1925	1926	4-1	2 1
Temple	1996	1999	4-3	2 0
Tennessee	1902	2001	4-7	9 8
Toledo	1998	1998	4-3	1 0
Towson	1987	2006	9-5 (12)	7 0
Trevecca	1978	1978	8-3	1 0
Tulane	1979	1995	3-4	13 14
UNC Asheville	2007	2007	9-6 (10)	1 0
UNC Greensboro	1992	1993	7-5	4 1
UNC Wilmington	1988	2006	5-6	8 10
USC Upstate	-	-	First Meeting	
U.S. International (Cal.)	1989	1989	8-6	1 0
Vanderbilt	1978	1978	17-9	1 0
Vermont	1934	1934	8-6	1 0
Villanova	2001	2005	3-5	8 3
Virginia	1900	2008	1-2	74 82
Va. Commonwealth	1978	2008	9-1	40 27
* VMI	1897	2008	7-8	120 46
Wake Forest	1911	2008	2-3	31 37
* Washington & Lee	1897	1959	6-1	44 49
Washington State	1989	1989	1-6	0 1
West Georgia	1983	1983	3-2	1 1
* West Virginia	1905	2006	0-5	50 31
West Virginia Tech	1940	1947	14-4	3 0
* Western Carolina	1974	2002	5-1	10 5
Western Michigan	2002	2002	12-7	2 1
Westfield State	1981	1981	15-4	2 0
William & Mary	1914	2008	10-5	80 28
Wingate	1981	1985	7-5 (12)	3 2
Winthrop	1998	1998	8-12	0 1
Wofford	1923	1948	8-9	1 1
Wyoming	1995	1995	7-3	1 0
Xavier	1996	2000	6-1	11 6
Youngstown State	-	-	First Meeting	
Others				97 69

*Ties: 3 with **Clemson**; 2 each with **Elon**, **North Carolina**, **N.C. State**; 1 each with **Indiana State**, **West Virginia**, **Emory & Henry**, **Hampden-Sydney**, **Maryland**, **Pittsburgh**, **Richmond**, **VMI**, **Washington & Lee**, **Western Carolina**, **High Point**, **George Mason**, **Seton Hall**.

Bold indicates this year's opponents.

Year-by-Year Scores: 1947-2008

Wh 30- 0 Howard
 Wa 9- 6 VMI
METRO TOURNAMENT
 Ln4 5- 6 Cincinnati
 Ln4 8- 11 Memphis State
 533- 408

1987 (32-16-1; 9-5 Metro)

VT Opp.
 Wa 6- 1 Duke
 Wa 14- 1 No. Carolina A&T (5)
 Wa 11- 1 No. Carolina A&T (6)
 Wh 12- 1 Louisville
 Wh 4- 0 Louisville
 Wh 10- 2 Louisville
 Wh 20- 1 Bluefield State
 Wh 4- 3 Ohio
 Lh 2- 14 Ohio
 Wh 7- 3 VCU
 Wa 11- 6 Towson State
 Wa 9- 1 George Mason
 Ta 5- 5 Maryland (11)
 Wh 16- 6 Longwood
 Wa 2- 0 Louisville
 Wa 2- 1 Louisville
 Wa 11- 4 Louisville
 Lh 7- 10 William & Mary
 La 4- 11 South Carolina
 La 8- 14 South Carolina
 La 8- 9 South Carolina
 La 6- 9 Richmond
 La 4- 5 William & Mary
 Wh 11- 1 Cincinnati
 Lh 1- 13 Cincinnati
 Wh 9- 6 Appalachian State
 Lh 7- 8 Appalachian State
 La 1- 2 Cincinnati
 Wa 16- 0 Cincinnati
 Wa 4- 1 Cincinnati
 Wh 10- 8 George Mason
 Wa 3- 1 Liberty
 Wh 8- 6 Liberty
 La 1- 7 UNC Charlotte
 Wh 14- 4 Old Dominion
 Lh 12- 13 VMI (10)
 Wa 3- 2 Old Dominion
 Wh 10- 6 Howard
 Wh 12- 2 Howard (6)
 Wh 10- 1 Howard
 Wa 7- 3 Tennessee
 Lh 6- 8 UNC Charlotte
 La 2- 3 VCU (12)
 Wa 8- 3 Virginia
 Wn21 8- 4 Virginia
METRO TOURNAMENT
 Wn12 2- 1 Cincinnati
 Ln12 4- 5 Florida State
 Ln12 9- 14 So. Mississippi
 372- 235

1988 (40-20; 11-7 Metro)

VT Opp.
 Wa 21- 4 High Point
 Wa 20- 7 High Point
 La 2- 8 Coastal Carolina
 Wa 8- 3 Coastal Carolina
 Wa 10- 4 UNC Wilmington
 La 6- 10 UNC Wilmington
 Wa 7- 2 UNC Wilmington
 La 2- 9 Methodist
 La 5- 6 Elon

Wh 10- 3 Louisville
 Wh 4- 3 Louisville
 Wh 13- 2 Louisville
 La 1- 8 George Mason
 Wa 17- 3 William & Mary
 Wh 8- 6 Ohio
 Lh 1- 2 Ohio
 Wh 13- 2 Wake Forest
 Lh 3- 8 West Virginia
 Wh 10- 7 West Virginia
 Wh 17- 5 William & Mary
 Wa 12- 1 Louisville
 Wa 21- 3 Louisville
 Wa 9- 7 Louisville
 Wh 11- 9 Appalachian State
 Wh 11- 8 VCU
 Wh 13- 2 South Carolina
 Lh 4- 6 South Carolina (8)
 Wh 9- 7 South Carolina
 Wh 12- 8 Tennessee
 La 7- 15 James Madison
 Wh 12- 1 Howard
 Wh 18- 1 Howard
 Wh 12- 10 Howard
 Wh 14- 8 Howard
 Lh 8- 9 Richmond
 La 6- 10 South Carolina
 La 0- 7 South Carolina
 La 1- 10 South Carolina
 Wa 11- 8 Virginia
 Wh 9- 4 George Mason
 Wa 6- 4 Cincinnati
 La 2- 8 Cincinnati
 La 1- 2 Cincinnati (10)
 Wh 26- 2 Liberty
 Wh 14- 1 Liberty
 Wh 12- 1 East Tenn. State (7)
 Wh 25- 3 UNC Charlotte
 Wh 9- 1 Cincinnati
 Wh 16- 9 Cincinnati
 Lh 3- 5 Cincinnati
 La 6- 7 VCU (10)
 Wa 10- 5 Richmond
 Wn22 2- 1 New York Tech (7)
 Wa 4- 2 Old Dominion (7)
 Ln22 1- 4 New Orleans
 Wh 19- 12 James Madison
 Wh 18- 8 Old Dominion
METRO TOURNAMENT
 Wn4 8- 1 Cincinnati
 La 6- 9 Florida State
 Ln4 1- 6 Memphis State
 567- 327

1989 (35-22; 12-6 Metro)

VT Opp.
 Wa 5- 2 Furman
 La 3- 5 Furman
 Wa 3- 1 Louisville
 Wa 10- 5 Louisville
 La 6- 7 Louisville
 La 2- 14 Fresno State
 Wn23 9- 7 Missouri
 Wn23 10- 7 Liberty
 Ln23 1- 6 Washington State
 Wn23 8- 6 U.S. International
 Wn23 6- 3 Kansas State
 Wh 7- 2 George Mason
 Wh 9- 1 Cincinnati
 Wh 6- 2 Cincinnati
 Wh 11- 4 Cincinnati
 Wh 8- 4 East Tenn. State

Lh 4- 6 Liberty (10)
 La 2- 3 Radford (11)
 Wa 7- 1 Old Dominion
 Wh 38- 9 Howard
 Wh 8- 5 Howard
 Lh 4- 5 Howard
 Wh 7- 4 Howard
 Wa 3- 1 West Virginia
 Wa 12- 6 West Virginia
 Wa 8- 1 East Tenn. State
 Wa 2- 1 Memphis State
 La 6- 7 Memphis State
 La 1- 2 Memphis State
 Wh 20- 8 VMI
 Wa 3- 2 Appalachian State
 La 10- 11 Appalachian State
 Wh 19- 1 William & Mary
 Wh 10- 5 South Carolina
 Wh 6- 3 South Carolina
 Wh 4- 0 South Carolina
 Wh 7- 3 Radford
 Lh 1- 5 Richmond
 Lh 4- 9 VCU
 Lh 9- 10 Virginia (10)
 Wa 7- 5 Florida State
 La 8- 14 Florida State
 La 4- 8 Florida State
 Wa 21- 7 William & Mary
 Ln21 2- 6 Virginia
 La 3- 9 VCU
 Wa 9- 3 George Mason
 La 6- 10 James Madison
 Wh 20- 19 Old Dominion (10)
 Lh 1- 2 UNC Charlotte
 Lh 3- 10 So. Mississippi
 Wh 12- 3 So. Mississippi
 Wh 4- 1 So. Mississippi
METRO TOURNAMENT
 Wn12 8- 0 Cincinnati
 Ln12 4- 7 So. Mississippi
 Wa12 8- 4 South Carolina
 Ln12 2- 8 Florida State
 421- 300

1990 (36-22; 9-9 Metro)

VT Opp.
 La 2- 6 Liberty
 Wh 14- 5 Maryland
 Wa 16- 6 George Washington
 Wa 6- 5 VCU (10)
 Lh 2- 3 East Tenn. State
 Wh 9- 2 VMI
 Wa 19- 5 East Tenn. State
 La 4- 7 Tulane
 La 5- 7 Tulane
 Wa 7- 1 Tulane
 La 1- 9 S.E. Louisiana
 Wh 5- 1 VCU
 Wh 5- 4 Appalachian State
 Lh 2- 9 Appalachian State
 Wh 14- 3 Radford
 Wh 9- 8 Western Carolina
 La 6- 18 Western Carolina
 Wa 21- 6 Tennessee
 Wh 7- 2 Howard
 Wh 9- 2 Howard (5)
 Wh 23- 4 Howard
 Wh 17- 5 Howard (7)
 Wh 12- 2 West Virginia
 Wh 9- 8 West Virginia
 Wh 11- 4 Richmond
 Wh 9- 8 Memphis State
 Wh 9- 6 Memphis State
 Wh 4- 0 Memphis State
 Wh 5- 4 Liberty (14)
 Wh 6- 2 William & Mary
 Wn21 8- 1 Virginia
 Wa 10- 3 Richmond
 Wa 8- 5 South Carolina
 La 0- 6 South Carolina
 Wa 8- 3 South Carolina (12)
 Wa 15- 8 Radford
 La 3- 4 Old Dominion
 La 13- 14 Virginia
 Wh 5- 0 Louisville (5)
 Wh 8- 5 Louisville
 Wh 13- 3 Louisville
 La 1- 5 James Madison
 Lh 3- 13 Old Dominion
 Wh 14- 7 Virginia
 La 4- 5 UNC Charlotte (12)
 Wn20 10- 1 UNC Charlotte
 Ln24 2- 4 Duke
 Ln25 4- 6 Florida State

Lh 1- 5 Florida State
 Lh 14- 25 Florida State
 La 0- 5 So. Mississippi
 La 1- 2 So. Mississippi
 La 3- 7 So. Mississippi
METRO TOURNAMENT
 Wn26 6- 4 Memphis State
 Ln26 3- 11 Florida State
 Wn26 2- 1 South Carolina
 Wn26 3- 2 Cincinnati
 Ln26 5- 12 Florida State
 435- 319

1991 (24-30; 9-11 Metro)

VT Opp.
 La 0- 1 UNC Charlotte
 Wh 7- 2 George Mason
 La 3- 9 William & Mary
 Wh 11- 1 Western Carolina
 Wh 15- 10 Western Carolina
 Wh 9- 7 Howard
 Wh 13- 0 Howard
 Wh 7- 4 Howard
 Ln23 7- 10 Cal. State Northridge
 Ln23 3- 6 Creighton
 Ln23 3- 4 North Carolina
 Wa 4- 0 Fresno State
 Wn23 4- 2 Indiana State
 Ln23 1- 11 North Carolina
 Wh 9- 4 UNC Charlotte
 Lh 3- 5 VCU
 Wh 14- 11 Cincinnati
 Wh 14- 6 Cincinnati
 Wh 16- 12 Cincinnati
 Lh 1- 6 James Madison (5)
 Lh 7- 10 Appalachian State
 Wa 17- 5 Louisville
 La 1- 6 Louisville
 La 3- 13 Louisville
 Lh 10- 13 Richmond
 Wa 7- 6 Virginia
 La 9- 10 Appalachian State
 La 12- 15 Memphis State
 La 4- 5 Memphis State
 Ln21 2- 5 Virginia
 Lh 5- 6 Old Dominion
 Wh 4- 3 South Carolina
 Lh 4- 13 South Carolina
 Wh 6- 5 South Carolina
 Wa 12- 3 VMI
 Wh 11- 5 Virginia
 Wn25 20- 5 Radford
 Wh 5- 1 Tulane
 Wh 3- 1 Tulane
 Wh 18- 12 Tulane
 Lh 6- 8 Liberty
 Wh 16- 1 VMI
 La 3- 5 VCU
 La 2- 6 George Mason
 Wa 10- 9 Richmond
 La 4- 9 Old Dominion
 La 2- 3 Florida State
 La 1- 4 Florida State
 La 1- 11 Florida State
 Ln24 4- 11 So. Mississippi
 Lh 3- 9 So. Mississippi
 Lh 0- 4 So. Mississippi
METRO TOURNAMENT
 Ln25 1- 17 South Carolina
 Ln25 4- 10 Cincinnati
 362- 360

1992 (34-17-1; 8-8 Metro)

VT Opp.
 Wa 11- 6 UNC Wilmington
 Wa 14- 3 UNC Greensboro
 Wa 12- 6 UNC Greensboro
 Wh 16- 5 VMI
 Wh 14- 2 Western Carolina
 Th 5- 5 Western Carolina (11)
 Wh 3- 2 Howard
 Wh 8- 2 Howard
 Wh 20- 4 Howard
 Wn5 12- 4 Detroit Mercy
 Wa5 10- 7 Georgia Southern
 Ln5 0- 7 Detroit Mercy (5)
 Wn5 6- 1 Detroit Mercy
 Wa5 9- 6 Georgia Southern
 Ln5 7- 10 UNC Greensboro
 Wn5 12- 3 UNC Greensboro
 Wa 10- 1 Western Carolina
 Wh 5- 3 Kent
 Wh 5- 4 Kent
 Wh 9- 3 William & Mary
 Wh 18- 10 Tulane

Wh 11- 8 Tulane
 Wh 15- 9 Tulane
 Wh 11- 3 Appalachian State
 Wa 8- 4 Appalachian State
 Lh 11- 12 VCU (8)
 La 1- 10 George Mason
 La 3- 4 Virginia
 Wh 16- 9 George Mason
 La 3- 7 South Florida
 La 4- 5 South Florida
 La 2- 3 South Florida
 Wa 10- 7 Old Dominion
 Wn25 12- 3 Virginia
 Lh 5- 10 James Madison
 Wa 16- 1 UNC Charlotte
 La 2- 3 UNC Charlotte
 Wa 14- 10 UNC Charlotte
 Wh 6- 4 Virginia
 La 2- 11 James Madison
 Lh 6- 25 Louisville
 Wh 10- 9 Louisville
 Wh 18- 3 Louisville
 Wh 11- 4 Liberty
 Wa 4- 0 VCU
 La 1- 7 Richmond
 La 7- 14 So. Mississippi
 La 3- 4 So. Mississippi
 Wa 13- 6 So. Mississippi
METRO TOURNAMENT
 Wn27 9- 4 UNC Charlotte
 Ln27 5- 10 Louisville
 Ln27 3- 10 So. Mississippi
 448- 313

1993 (34-15; 11-6 Metro)

VT Opp.
 Wa 13- 12 Old Dominion
 Wh 9- 2 Holy Cross
 Wh 14- 2 East Carolina
 Wh 6- 5 East Carolina (10)
 Wa 5- 3 College of Charleston
 La 0- 3 Charleston Southern
 Wa 6- 5 South Carolina
 La 2- 13 South Carolina (8)
 Wh 7- 5 UNC Greensboro
 Wh 12- 0 Howard
 Wh 10- 2 Howard
 Wh 7- 2 Howard (5)
 Wa 8- 5 VCU
 Wa 3- 2 VCU (8)
 Wa 7- 2 VCU
 Wa 9- 4 Richmond
 Wa 12- 8 Western Carolina
 Lh 2- 9 George Mason
 Wa 9- 7 George Mason
 Wa 7- 3 West Virginia
 La 1- 10 West Virginia
 Wh 6- 1 Virginia
 Wh 8- 5 Western Carolina
 La 5- 7 Tulane
 La 4- 5 Tulane (7)
 La 5- 10 Tulane
 Wa 10- 5 Appalachian State
 La 2- 6 Virginia
 Lh 9- 3 Marshall
 Wh 5- 2 UNC Charlotte
 Lh 8- 10 UNC Charlotte
 Wh 16- 4 UNC Charlotte
 Wa 10- 2 James Madison
 Ln24 2- 4 N.C. State
 Wa 6- 0 VMI
 Wa 33- 6 Louisville
 Wa 9- 8 Louisville
 Wh 6- 5 Liberty (10)
 La 1- 5 Liberty
 Wh 5- 3 Richmond
 Wh 6- 5 South Florida
 Wh 3- 2 South Florida
 Wh 8- 7 South Florida
 Wh 9- 5 James Madison
 Lh 4- 6 So. Mississippi
 Wh 12- 7 So. Mississippi
 Lh 1- 2 So. Mississippi
METRO TOURNAMENT
 La 2- 6 VCU
 Ln28 2- 4 Tulane
 346- 239


1994 (32-26; 8-9 Metro)

VT Opp.
 La 6- 7 UNC Wilmington (12)
 La 12- 13 UNC Wilmington
 La 3- 7 East Carolina
 La 3- 9 East Carolina
 Wn18 10- 9 Purdue
 La 3- 6 Stetson

Wn18 5- 4 Evansville
 Wn18 12- 7 Purdue
 Ln18 4- 12 Pittsburgh
 Wn18 6- 4 Evansville
 Wn18 7- 4 Pittsburgh
 La 5- 9 Stetson
 Wh 17- 12 Richmond
 Wh 5- 4 Marshall
 La 3- 7 Marshall
 Lh 6- 17 Tulane
 Wh 5- 0 Tulane
 Wh 7- 4 Tulane
 Lh 4- 5 Appalachian State
 Wh 17- 4 Liberty
 La 5- 8 UNC Charlotte
 La 2- 18 UNC Charlotte
 La 4- 5 Richmond
 Lh 7- 16 VCU
 Wh 6- 4 VCU
 Lh 3- 4 VCU
 Lh 6- 7 Old Dominion
 Wh 6- 5 Old Dominion
 La 4- 12 James Madison
 Wh 5- 0 Howard
 Wh 10- 2 Howard
 Wh 17- 1 Howard
 Wa 7- 6 Appalachian State (10)
 Wh 15- 4 Louisville
 Wh 25- 4 Louisville
 Wh 14- 8 Louisville
 Wh 14- 13 James Madison (10)
 Wh 5- 3 Virginia
 Wh 11- 10 Virginia
 La 2- 12 South Florida
 La 2- 10 South Florida
 Wa 9- 8 South Florida
 Wh 5- 2 West Virginia
 Wn19 5- 3 West Virginia
 Wa 14- 5 George Mason
 Lh 9- 10 George Mason
 Wa 8- 4 VCU
 Ln25 10- 11 Richmond
 La 4- 12 So. Mississippi
 Wa 1- 0 So. Mississippi
 La 4- 5 So. Mississippi
METRO TOURNAMENT
 Wn29 2- 0 South Florida
 Wn29 6- 4 So. Mississippi
 Wn29 4- 1 UNC Charlotte
 Ln29 3- 6 Tulane
 Wn29 5- 3 Tulane
NCAA REGIONAL
 Ln6 0- 7 Auburn
 Ln6 3- 4 Citadel
 402- 381

1995 (34-24; 11-7 Metro)

VT Opp.
 Wh 6- 5 Radford
 Wh 11- 4 No. Carolina A&T
 Ln16 3- 10 George Mason
 La 1- 3 UNC Wilmington
 Wn16 10- 4 East Carolina
 Lh 2- 10 George Mason
 Wh 14- 0 Holy Cross
 Wn23 7- 3 Wyoming
 Ln23 0- 5 Gonzaga
 Wn23 10- 5 Nevada
 Ln23 3- 4 Portland
 Wa 8- 0 Fresno State
 Ln23 9- 12 Nevada
 Wn30 4- 3 West Virginia
 Wa 7- 4 West Virginia
 Wa 2- 0 West Virginia
 Wa 9- 5 Marshall
 Lh 3- 9 UNC Charlotte
 Wh 10- 7 UNC Charlotte
 Wh 3- 2 UNC Charlotte (10)
 Wh 22- 5 Appalachian State
 La 4- 5 Richmond (11)
 La 5- 6 James Madison (14)
 Lh 6- 7 Western Carolina
 Wh 10- 1 Howard
 Wh 10- 0 Howard
 Wh 20- 2 Howard
 Wh 5- 0 James Madison
 La 9- 10 Western Carolina
 La 2- 8 Western Carolina
 Wh 6- 5 Marshall (11)
 La 3- 6 Tulane
 La 4- 5 Tulane
 Wa 13- 9 Tulane
 La 7- 8 Radford
 Wh 13- 7 Richmond
 La 5- 6 VCU
 Wa 5- 2 VCU



Mike Williams (right) registered 22 complete games for the Hokies from 1988-90.

INDIVIDUAL BATTING

MOST GAMES PLAYED:

Season: 67 by Brian Henderson, 1985
 Career: 230 by John West, 1999-02
 Spencer Harris, 2000-03

MOST AT BATS:

Game: 9 by Wyatt Toregas vs. Georgetown, 4/21/02
 Season: 254 by Tim Buheller, 1985
 Career: 887 by Addison Bowman, 1998-01

MOST RUNS SCORED:

Game: 7 by Doug Basse vs. Howard, 5/4/86
 Fred Hatfield vs. Louisville, 4/24/93
 Brad Bauder vs. Georgetown, 4/21/02
 Season: 82 by Brian Rupe, 1982
 Tim Buheller, 1985
 Career: 267 by Tim Buheller, 1983-86

MOST HITS:

Game: 8 by Brad Bauder vs. Georgetown, 4/21/02
 Season: 92 by Tim Buheller, 1985
 Shaun Sullivan, 1985
 Career: 303 by Addison Bowman, 1998-01

MOST DOUBLES:


Game: 4 by Bryan Thomas vs. Savannah State, 2/21/05
 Season: 25 by Casey Waller, 1989
 Career: 66 by Addison Bowman, 1998-01

MOST TRIPLES:

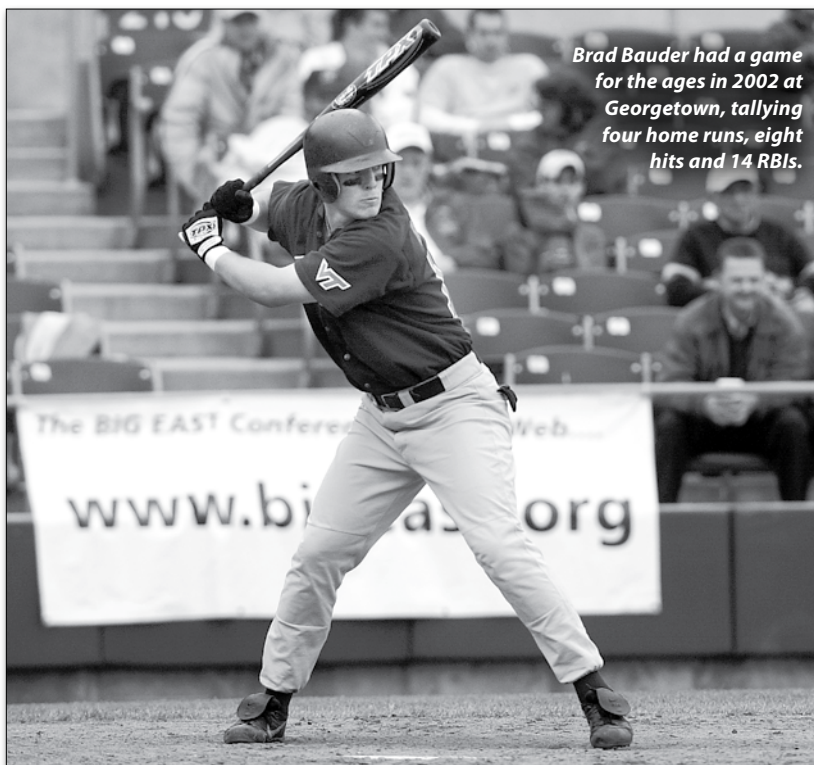
Game: 2 shared by 11 players
 (most recent: **Austin Wates vs. Liberty, 5/7/08**)
 Season: 9 by Kevin Barker, 1996
 Career: 17 by Kevin Barker, 1994-96

MOST HOME RUNS:

Game: 4 by Doug Basse vs. Howard, 5/4/86
 Brad Bauder vs. Georgetown, 4/21/02
 Season: 29 by Franklin Stubbs, 1981
 George Canale, 1986
 Career: 76 by George Canale, 1984-86



Franklin Stubbs' 1981 season ranks as one of Tech's all-time best, as he set records in four offensive categories.



Brad Bauder had a game for the ages in 2002 at Georgetown, tallying four home runs, eight hits and 14 RBIs.

MOST TOTAL BASES:

Game: 23 by Brad Bauder vs. Georgetown, 4/21/02
 Season: 186 by Franklin Stubbs, 1981
 Career: 502 by George Canale, 1984-86

MOST RUNS BATTED IN:

Game: 14 by Brad Bauder vs. Georgetown, 4/21/02
 Season: 88 by Billy Plante, 1985
 Career: 227 by George Canale, 1984-86

HIGHEST BATTING AVERAGE:

Season: .516 by John Van Arnhem, 1971
 Career: .436 by John Van Arnhem, 1971-72 (2 seasons)
 .374 by Trey McCoy, 1986-88 (3 seasons)
 .361 by Jim Stewart, 1979-82 (4 seasons)

HIGHEST SLUGGING AVERAGE:

Season: .969 by Franklin Stubbs, 1981
 Career: .835 by Trey McCoy, 1986-88

LONGEST HITTING STREAK:

32 games by Tim Buheller, 1985

MOST BASES ON BALLS:

Game: 5 by Wayne Taylor vs. Michigan St., 3/24/64
 Season: 59 by Franklin Stubbs, 1981
 Matt Griswold, 1999
 Career: 170 by Tim Buheller, 1983-86

MOST STOLEN BASES:

Game: 4 by Tim Buheller vs. James Madison, 4/9/86
 Chris Stanton vs. Morehead St., 3/23/03
 Season: 40 by Tim Buheller, 1985
 Career: 140 by Tim Buheller, 1983-86

MOST STRIKEOUTS:

Game: 5 by Randy Martin vs. Radford, 3/18/98
 Season: 80 by Shaun Thomas, 1990
 Career: 189 by Randy Martin, 1996-99

The Record Book

INDIVIDUAL PITCHING

MOST APPEARANCES:

Season: 34 by Rhett Ballard, 2007
 Career: 98 by Anthony Miller, 1998-01

MOST STARTS:

Season: 18 by Brian Fitzgerald, 1994
 Career: 59 by Brian Fitzgerald, 1993-96

MOST APPEARANCES IN RELIEF:

Season: 34 by Rhett Ballard, 2007
 Career: 95 by Anthony Miller, 1998-01

MOST COMPLETE GAMES:

Season: 12 by Mike Williams, 1989
 Career: 22 by Mike Williams, 1988-90

MOST INNINGS PITCHED:


Season: 130 by Brad Clontz, 1992
 Career: 387.1 by Brian Fitzgerald, 1993-96

LOWEST EARNED RUN AVERAGE:

Season: 0.49 by Sam Jenkins, 1962
 Career: 1.91 by Berky Cundiff, 1970-73 (starter)
 Career: 1.62 by Charlie Gillian, 1994-96 (reliever, min. 90 innings)



Berky Cundiff



No one saved more games for Tech than Charlie Gillian, who recorded 34 saves from 1994-96.


Best ERA's

(Minimum of 35 Innings Pitched)


- 0.49 by Sam Jenkins (37 2/3 inn.), 1962
- 0.76 by Matt Dalton (35.2 inn.), 2003
- 1.16 by Eddy Oates (64 2/3 inn.), 1969
- 1.21 by Doug Horton (52 inn.), 1970
- 1.35 by Dean Powell (40 inn.), 1977
- 1.42 by Wayne Groseclose (57 inn.), 1968
- 1.45 by Charlie Gillian (37 1/3 inn.), 1995
- 1.45 by Dave Kuhn (43 1/3 inn.), 1957
- 1.46 by Steve Pittman (68 inn.), 1969
- 1.51 by Jimmy Graves (77 1/3 inn.), 1960
- 1.53 by Charlie Gillian (35 1/3 inn.), 1994
- 1.54 by Johnny Foster (35 inn.), 1971
- 1.62 by Berky Cundiff (61 inn.), 1970
- 1.62 by Ron Shockley (49 2/3 inn.), 1969
- 1.82 by Berky Cundiff (64 1/3 inn.), 1973
- 1.90 by Steve Pittman (66 1/3 inn.), 1968
- 1.97 by Lee Melear (68 2/3 inn.), 1963
- 1.98 by Berky Cundiff (59 inn.), 1972
- 1.99 by Jerry Watkins (54 1/3 inn.), 1973



Sam Jenkins



Matt Dalton



Bean Stringfellow fanned 119 batters in 1985 to set a school record for strikeouts.

Staff ERA

- 2.32 by 1969 staff
- 2.38 by 1971 staff
- 2.57 by 1970 staff
- 2.58 by 1972 staff
- 2.59 by 1962 staff
- 2.62 by 1977 staff
- 2.73 by 1968 staff

BEST WON-LOST PERCENTAGE:

Season: 1.000 by Rick Knapp (10-0), 1982
 Career: .952 by Rick Knapp (20-1), 1982-83 (2 seasons)
 .794 by Joe Saunders (27-7), 2000-02 (3 seasons)
 .800 by Rodney Brooks (20-5), 1983-87 (4 seasons)

MOST STRIKEOUTS:

Game: 18 by Lance Rhoads vs. Utica, 3/23/84
 Season: 119 by Bean Stringfellow, 1985
 Career: 323 by Jon Hand, 1995-98

MOST BASES ON BALLS:

Season: 65 by Les Jennette, 1991
 Career: 160 by Greg Margheim, 1987-90

MOST WINS:

Season: 12 by Brad Clontz, 1992
 Career: 31 by Jason Bush, 1999-02

MOST SHUTOUTS:

Season: 5 by Ray Perkins, 1982
 Career: 9 by Berky Cundiff, 1970-73

MOST SAVES:

Season: 14 by Charlie Gillian, 1996 Matt Dalton, 2003
 Career: 34 by Charlie Gillian, 1994-96

MOST PICKOFFS:

Game: 5 by Greg Margheim vs. Liberty, 3/1/90
 Season: 19 by Pat Pinkman, 1999
 Career: 48 by Pat Pinkman, 1998-02


MOST HIT BATSMEN:

Game: 7 by Rhett Ballard vs. Duke, 5/15/08 *tied NCAA record
 Season: 21 by Rhett Ballard, 2007 and 2008
 Career: 45 by Rhett Ballard, 2006-present



Jon Hand

INDIVIDUAL FIELDING



Brian Henderson holds the Tech record for assists in a single season.

MOST CHANCES:

Game: 19 by Harold Williams (1b) vs. Oklahoma, 3/26/78
 David Fitt (1b) vs. Fresno St., 3/17/95;
 James Madison 3/30/95
 Season: 637 by David Fitt (1b), 1995
 Career: 1741 by David Fitt (1b/2b), 1993-96

MOST PUTOUTS:

Game: 19 by Harold Williams vs. Oklahoma, 3/26/78
 David Fitt vs. James Madison, 3/30/95
 Season: 585 by David Fitt, 1995
 Career: 1595 by David Fitt (1b/2b), 1993-96

MOST ASSISTS:

Game: 10 by Rick Wade (3b) vs. Marshall, 4/28/76
 Mike Terhune (2b) vs. Fresno State, 3/17/95
 Season: 196 by Brian Henderson (ss), 1985
 Career: 647 by Spencer Harris (ss), 2000-03

MOST ERRORS:

Game: 5 by Jimmy Foit vs. Liberty Baptist, 4/10/80
 Season: 34 by Addison Bowman (ss), 1999
 Career: 92 by Addison Bowman (3b/ss/lf), 1998-01


MOST PUTOUTS BY POSITION:

Catcher:

Game: 18 by Chuck Boyle vs. Utica College, 3/23/84
 Season: 391 by Chuck Boyle, 1985
 Career: 1046 by Barry Gauch, 1996-99

First Baseman:


Game: 19 by Harold Williams vs. Oklahoma, 3/26/78
 David Fitt vs. James Madison, 3/30/95
 Season: 585 by David Fitt, 1995
 Career: 1576 by David Fitt, 1993-96



Shortstop Spencer Harris holds the Tech mark for career assists.



David Fitt



Harold Williams

Second Baseman:

Game: 8 by Jay Phillips vs. Cincinnati, 4/9/82
 Justin Dobson vs. Southern Miss, 5/8/92
 Randy Martin vs. Virginia, 4/22/98
 Season: 156 by Len Wentz, 1989
 Career: 456 by Marc Tugwell, 2000-03

Shortstop:

Game: 6 by several players
 Season: 112 by Brian Henderson, 1985
 Career: 324 by Spencer Harris, 2000-03

Third Baseman:

Game: 6 by Rick Wade vs. Connecticut, 3/10/76
 Season: 67 by Casey Waller, 1988
 Career: 151 by Casey Waller, 1987-89

Outfielder:

Game: 10 by Popeye Smith vs. James Madison, 4/19/93
 Season: 170 by Matt Griswold, 1999
 Career: 507 by Brad Bauder, 2000-03

Pitcher:

Game: 3 by several players
 Season: 13 by Pat Pinkman, 1999
 Career: 34 by Jon Hand, 1995-98

MOST ASSISTS BY POSITION:

Catcher:

Game: 6 by Joe Vieni vs. Bluefield St., 3/20/87
 Season: 52 by Barry Gauch, 1997
 Career: 152 by Barry Gauch, 1996-99

First Baseman:

Game: 5 by John West vs. Radford, 3/9/00
 Season: 44 by David Fitt, 1995
 Career: 122 by Sean O'Brien, 2004-08

Second Baseman:

Game: 10 by Mike Terhune vs. Fresno State, 3/17/95
 Season: 169 by Mike Terhune, 1995
 Career: 572 by Marc Tugwell, 2000-03

Shortstop:

Game: 9 by Brian Henderson vs. Florida St., 5/10/85
 Josh Haggas vs. Cincinnati, 5/16/91
 Spencer Harris vs. Villanova, 4/7/02
 Season: 196 by Brian Henderson, 1985
 Career: 647 by Spencer Harris, 2000-03

Third Baseman:

Game: 10 by Rick Wade vs. Marshall, 4/28/76
 Season: 155 by Bo Durkac, 1995
 Career: 390 by Bo Durkac, 1993-95

Outfielder:

Game: 2 by several players
 Season: 9 by Alan El-Amin, 1988
 Career: 17 by Sandy Hill, 1974-77
 Tim Buheller, 1983-86
 Brad Bauder, 2000-03

Pitcher:

Game: 8 by Mike Arrington vs. UNC, 4/17/72
 Season: 40 by Mike Williams, 1990
 Career: 90 by Mike Williams, 1988-90
 Pat Pinkman, 1998-02

VT
2009
BASEBALL

The Record Book

TEAM SEASON RECORDS

Schedule:

- Most games played: 67 by 1985 team
- Most games won: 50 by 1982 & 1985 teams
- Most games lost: 33 by 2006 team
- Most games won in a row: 31 by 1977 team
- Most games lost in a row: **12 by 2008 team**
- Most games won at home: 31 by 1981 team
- Most games won on road: 18 by 1985 & 1986 teams
- Most games won at neutral sites: 10 by 1994 team

Batting:

- Most at bats: 2277 by 1985 team
- Most runs scored: 610 by 1985 team
- Most hits: 740 by 1985 team
- Most doubles: 126 by 1988 team
- Most triples: 25 by 1994 team
- Most home runs: 140 by 1988 team
- Most runs batted in: 547 by 1985 team
- Most total bases: 1264 by 1985 team
- Highest batting average: .350 by 1981 team
- Highest slugging average: .608 by 1988 team
- Most sacrifice bunts: 36 by 1992 & 2007 teams
- Most sacrifice flies: 41 by 1982 team
- Most hit by pitch: 66 by 2002 team

Base Running:

- Most bases on balls: 341 by 1982 team
- Most stolen bases: 169 by 1981 team

Fielding:

- Most putouts: 1618 by 1985 team
- Most assists: 712 by 1995 team
- Most errors: 139 by 1997 team
- Fewest errors: 34 by 1970 team
- Best fielding average: .968 by 1995 team
- Most double plays: 66 by 2000 team

Pitching:

- Most innings pitched: 539.1 by 1985 staff
- Most complete games: 34 by 1983 staff
- Most strikeouts: 461 by 1988 staff
- Most strikeouts per nine innings: 8.6 by 1988 staff
- Most bases on balls: 303 by 1985 staff
- Fewest bases on balls per game: 2.76 by 1995 staff
- Most hits allowed: 633 by 2000 staff
- Fewest hits per game: 6.2 by 1970 staff
- Most runs allowed: 408 by 1986 staff
- Fewest runs per game: 2.95 by 1954 staff
- Most home runs allowed: 82 by 1986 staff
- Lowest earned run average: 2.32 by 1969 staff
- Most saves: 17 by 1996 staff
- Most shutouts: 8 by 1978 staff
- Most wild pitches: 68 by 1986 staff
- Most hit batsmen: 75 by 2007 staff
- Most pickoffs: 35 by 1990 staff

Game Batting Records:

- Most at bats: 65 vs. Georgetown, 4/21/02
- Most runs scored: 38 vs. Howard, 3/31/89
- Most runs in one inning: 17 vs. Howard, 3/31/89
- Most hits: 37 vs. Georgetown, 4/21/02
- Most doubles: 10 vs. North Carolina A&T, 4/24/98
- Most triples: 4 vs. Richmond, 4/20/63
- Most home runs: 10 vs. Howard 5/4/86; Liberty, 4/25/88
- Most runs batted in: 35 vs. Georgetown, 4/21/02
- Most total bases: 68 vs. Georgetown, 4/21/02
- Most stolen bases: 10 vs. St. Louis, 4/2/81
- Most strikeouts: 17 vs. West Virginia, 5/9/64; Clemson, 3/10/96; West Virginia, 4/24/96; Richmond, 5/29/99
- Most bases on balls: 17 vs. George Washington, 5/24/76; Howard, 4/1/90
- Most batters hit by pitches: 7 vs. Duquesne, 4/26/98



Team Marks

Year	Record	R	HR	BAvg.	SB	ERA	CG
1960	10-09-0	143	18	.280	29	3.40	10
1961	09-15-0	116	4	.242	25	6.08	12
1962	11-06-0	77	3	.225	23	2.59	14
1963	14-07-0	118	11	.269	24	2.75	11
1964	12-10-0	114	8	.256	21	3.40	13
1965	10-13-0	114	10	.264	16	3.89	8
1966	10-06-0	93	8	.256	20	4.43	8
1967	14-10-0	115	13	.231	24	3.30	10
1968	17-09-0	143	18	.274	29	2.73	17
1969	27-07-0	221	16	.280	39	2.32	20
1970	15-11-0	100	10	.246	30	2.57	11
1971	16-10-0	159	16	.299	34	2.38	11
1972	15-11-0	121	10	.252	49	2.58	14
1973	15-10-0	119	15	.275	9	3.53	10
1974	15-15-0	165	18	.266	43	3.87	10
1975	26-10-0	241	35	.302	60	3.32	21
1976	33-09-0	326	31	.292	99	3.88	15
1977	34-09-0	259	38	.259	90	2.62	19
1978	27-17-0	278	64	.290	73	4.32	24
1979	28-14-0	257	30	.284	104	4.03	15
1980	30-18-0	355	48	.294	138	5.83	20
1981	48-09-0	583	99	.350	169	4.40	28
1982	50-09-0	555	107	.330	165	3.65	26
1983	34-14-0	353	62	.310	90	4.74	34
1984	41-17-0	475	89	.304	92	3.80	18
1985	50-16-1	610	125	.325	128	4.94	17
1986	38-21-0	533	111	.319	92	6.28	13
1987	32-16-1	372	78	.317	38	4.17	10
1988	40-20-0	567	140	.326	52	4.63	16
1989	35-22-0	421	53	.308	96	4.55	18
1990	36-22-0	435	39	.292	106	4.42	16
1991	24-30-0	362	24	.294	80	5.53	13
1992	34-17-1	448	52	.339	70	5.10	16
1993	34-15-0	346	55	.298	41	4.27	9
1994	32-26-0	402	50	.285	63	5.77	5
1995	34-24-0	393	73	.285	42	4.10	11
1996	35-24-0	368	54	.278	58	4.45	12
1997	34-28-0	512	80	.322	79	4.95	15
1998	28-22-2	382	47	.305	64	5.42	14
1999	42-17-0	481	74	.320	96	4.91	22
2000	34-25-2	396	51	.291	69	5.49	14
2001	29-28-1	340	39	.301	55	4.83	11
2002	33-26-0	425	55	.312	69	5.42	10
2003	34-23-0	399	45	.296	70	4.50	1
2004	29-27-0	334	24	.291	80	4.62	12
2005	23-28-0	277	22	.283	56	5.94	3
2006	20-33-0	308	34	.279	49	6.87	2
2007	23-31-0	299	28	.283	82	5.85	4
2008	23-32-0	353	43	.293	54	5.76	2

2009 BASEBALL

THE TOP FIVE: 1947-2008

At Bats

Season

- 1-Tim Buheller (1985) 254
- 2-Shaun Sullivan (1985) 247
- 3-George Canale (1985) 245
- 4-Brian Henderson (1985) 244
- 5-Billy Plante (1985) 243

Runs

Season

- 1-Brian Rupe (1982) 82
Tim Buheller (1985) 82
- 3-Franklin Stubbs (1981) 80
- 4-George Canale (1986) 76
Doug Basse (1986) 76

Hits

Season

- 1-Tim Buheller (1985) 92
Shaun Sullivan (1985) 92
- 3-Marc Tugwell (2003) 90
- 4-Jim Stewart (1982) 88
Chad Foutz (1997) 88

Doubles

Season

- 1-Casey Waller (1989) 25
- 2-Bo Durkac (1994) 24
- 3-Bo Durkac (1995) 23
- 4-Alan El-Amin (1988) 22
- 5-Jay Phillips (1982) 21
Brad Bauder (2002) 21

Triples

Season

- 1-Kevin Barker (1996) 9
- 2-Shaun Thomas (1990) 7
- 3-Kevin Barker (1995) 6
Chris Stanton (2003) 6
Austin Wates (2008) 6
- 5-Franklin Stubbs (1980) 5
Jim Stewart (1981) 5
Tim Buheller (1986) 5
David Dallas (1990) 5
Bo Durkac (1994) 5
Austin Rappé (1996) 5
Randy Martin (1997) 5

Home Runs

Season

- 1-Franklin Stubbs (1981) 29
George Canale (1986) 29
- 3-Billy Plante (1985) 27
- 4-George Canale (1985) 26
- 5-Trey McCoy (1986) 24
Trey McCoy (1988) 24

Total Bases

Season

- 1-Franklin Stubbs (1981) 186
- 2-George Canale (1986) 185
- 3-Billy Plante (1985) 178
- 4-George Canale (1985) 177
- 5-Trey McCoy (1988) 170

Career

- 1-Addison Bowman (1998-01) 887
- 2-Brad Bauder (2000-03) 852
- 3-Tim Buheller (1983-86) 837
- 4-Marc Tugwell (2000-03) 812
- 5-John West (1999-02) 808

Career

- 1-Tim Buheller (1983-86) 267
- 2-Brian Rupe (1979-82) 225
- 3-Len Wentz (1987-90) 211
- 4-Jim Stewart (1979-82) 201
- 5-George Canale (1984-86) 199

Career

- 1-Addison Bowman (1998-01) 303
- 2-Tim Buheller (1983-86) 275
- 3-Marc Tugwell (2000-03) 273
- 4-Brad Bauder (2000-03) 266
- 5-John West (1999-02) 262
Sean O'Brien (2004-08) 262

Career

- 1-Addison Bowman (1998-01) 66
- 2-Bo Durkac (1993-95) 60
- 3-Shaun Sullivan (1982-85) 57
- 4-Sean O'Brien (2004-08) 56
- 5-Marc Tugwell (2000-03) 54

Career

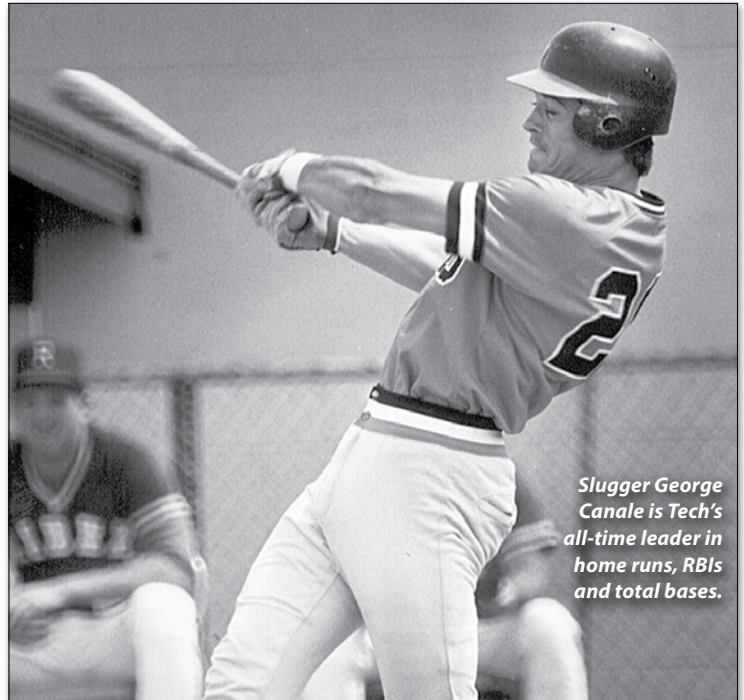
- 1-Kevin Barker (1994-96) 17
- 2-David Dallas (1989-92) 14
- 3-Chris Stanton (2002-05) 12
- 4-Franklin Stubbs (1980-82) 11
Tim Buheller (1983-86) 11
Chris Hutchison (1999-02) 11

Career

- 1-George Canale (1984-86) 76
- 2-Trey McCoy (1986-88) 69
- 3-Billy Plante (1981-85) 60
- 4-Franklin Stubbs (1980-82) 59
- 5-Mike Conte (1986-89) 43

Career

- 1-George Canale (1984-86) 502
- 2-Trey McCoy (1986-88) 476
- 3-Addison Bowman (1998-01) 467
- 4-Brad Bauder (2000-03) 462
- 5-Matt Griswold (1996-99) 441



Slugger George Canale is Tech's all-time leader in home runs, RBIs and total bases.

Runs Batted In

Season

- 1-Billy Plante (1985) 88
- 2-Franklin Stubbs (1981) 83
- 3-Jim Stewart (1981) 82
- 4-Shaun Sullivan (1985) 80
- 5-George Canale (1985) 79

Stolen Bases

Season

- 1-Tim Buheller (1985) 40
- 2-Nate Parks (2007) 39
- 3-Tim Buheller (1984) 35
- 4-Franklin Stubbs (1981) 34
Chris Stanton (2004) 34

Pitching Victories

Season

- 1-Brad Clontz (1992) 12
- 2-Paul Levy (1981) 11
Ray Perkins (1982) 11
Brad DuVall (1988) 11
Mike Williams (1989) 11
Mike Williams (1990) 11
Jason Bush (1999) 11

Innings Pitched

Season

- 1-Brad Clontz (1992) 130
- 2-Mike Williams (1990) 122
- 3-Pat Pinkman (1999) 118.2
- 4-Mike Williams (1989) 118
- 5-Brian Fitzgerald (1995) 117.1

Strikeouts

Season

- 1-Brian Stringfellow (1985) 119
- 2-Brad Clontz (1992) 115
- 3-Denny Wagner (1997) 110
- 4-Larry Bowles (1999) 106
- 5-Joe Saunders (2002) 102

Career

- 1-George Canale (1984-86) 227
- 2-Trey McCoy (1986-88) 214
- 3-Matt Griswold (1996-99) 203
- 4-Les Jenette (1989-92) 197
- 5-Franklin Stubbs (1980-82) 196

Career

- 1-Tim Buheller (1983-86) 140
- 2-Nate Parks (2004-07) 99
- 3-Brian Rupe (1979-82) 96
- 4-David Dallas (1989-92) 86
- 5-Chris Stanton (2002-05) 83

Career

- 1-Jason Bush (1999-02) 31
- 2-Brian Fitzgerald (1993-96) 28
- 3-Todd Trickey (1981-84) 27
Joe Saunders (2000-02) 27
- 5-Mike Williams (1988-90) 26

Career

- 1-Brian Fitzgerald (1993-96) 387.1
- 2-Jason Bush (1999-02) 377.1
- 3-Jon Hand (1995-98) 376.2
- 4-Joe Saunders (1999-02) 315
- 5-Mike Williams (1988-90) 298.1

Career

- 1-Jon Hand (1995-98) 323
- 2-Brian Fitzgerald (1993-96) 271
- 3-Brian Stringfellow (1982-85) 266
- 4-Joe Saunders (2000-02) 255
- 5-Jason Bush (1999-02) 248

The Record Book

YEAR-BY-YEAR LEADERS: 1954-2008

Batting Average

Year	Name, Pos.	Average
1954	Howie Wright, c	.366
1955	Macey White, of	.364
1956	Leo Burke, cf	.318
1957	Bobby Wolfenden, p-of	.324
1958	Dave Kuhn, p	.414
1959	Dickie Snead, cf	.386
1960	Travis Poole, of	.338
1961	Lee Melear, p	.368
1962	Eddie Hite, 2b	.300
1963	Tom Green, of	.410
1964	DeMoss Price, 3b	.310
1965	Norm Olgers, of	.291
1966	Johnny Oates, c	.410
1967	Johnny Oates, c	.342
1968	Jim Dean, 1b	.390
1969	Dean Hahn, p-of	.367
1970	Wayne Javins, ss	.357
1971	John Van Arnhem, c	*.516
1972	Gene Fornash, 2b	.358
1973	Gene Fornash, 2b	.376
1974	David Halstead, of	.366
1975	Gene Fornash, 2b	.356
1976	Sandy Hill, of	.364
1977	Dennis Duff, lf	.336
1978	Andy Aldrich, dh	.348
1979	Steve Dodd, of	.338
1980	Jay Phillips, 3b	.358
1981	Brian Rupe, cf	.420
1982	Jim Stewart, 3b	.404
1983	Shaun Sullivan, rf	.375
1984	Billy Plante, of-3b	.392
1985	Shaun Sullivan, rf	.372
1986	George Canale, 1b	.373
1987	Trey McCoy, lf	.406
1988	Trey McCoy, lf	.381
1989	Craig Blum, ss	.378
1990	Len Wentz, 3b	.365
1991	David Dallas, ss	.371
1992	Mike Reedy, of	.418
1993	Bo Durkac, 3b	.423
1994	Bo Durkac, 3b	.330
1995	Josh Herman, c	.346
1996	Kevin Barker, cf	.361
1997	Matt Griswold, of	.408
1998	Eric Shifflett, lf	.365
1999	Larry Bowles, 1b-p	.390
2000	Addison Bowman, lf-3b	.332
2001	John West, 1b	.357
2002	John West, 3b	.378
2003	Marc Tugwell, 2b	.398
2004	Sean O'Brien, rf-1b	.372
2005	Bryan Thomas, 3b	.384
2006	Sean O'Brien, 1b	.317
2007	Sean O'Brien, 1b	.327
2008	Sean O'Brien, 1b	.332

At Bats


Year	Name, Pos.	At Bats
1954	Howie Wright, c	93
1955	Billy Anderson, 3b	90
1956	Leo Burke, cf	88
	Dave Kuhn, p	88
1957	Jimmy Steele, 2b	84
1958	Cecil Maynor, 1b	81
1959	Travis Poole, of	73
	Jimmy Graves, of-p	73
1960	Dickie Snead, cf	79
1961	B.J. Quesenberry, 1b	81
1962	Eddie Hite, 2b	60
1963	Dee Dalrymple, ss	88

1964	Tom Green, of	78
1965	Bob Dickerson, 3b	93
1966	Johnny Oates, c	56
1967	Dick Shroy, of	85
1968	Bobby Settle, 2b	82
1969	Bob Elwell, cf	125
1970	Eddy Oates, 1b-p	84
	Wayne Javins, ss	84
	George Shorter, c	84
1971	John Van Arnhem, c	95
1972	Mike Dixon, of	89
1973	Vince Carbaugh, 2b	95
1974	Vince Carbaugh, 2b	122
1975	Gene Fornash, 2b	135
1976	Scott Atkins, ss	174
1977	Dennis Duff, lf	146
1978	Dennis Duff, lf	157
1979	Harold Williams, 1b	163
1980	Brian Rupe, lf	183
1981	Jim Stewart, 3b	217
1982	Brian Rupe, cf	228
1983	Budgie Clark, 2b	175
1984	George Canale, 1b	217
1985	Tim Buheller, cf	*254
1986	Tim Buheller, cf	233
1987	Brian Henderson, ss	191
1988	Randy Berlin, dh	226
1989	Mike Conte, cf	233
1990	Shaun Thomas, cf	228
1991	J.R. Hawkins, dh	187
1992	Steve Render, lf	200
1993	J.R. Hawkins, rf	184
1994	Bo Durkac, 3b	227
1995	Mike Terhune, 2b	238
1996	Josh Herman, c	215
1997	Chad Foutz, 3b	239
1998	Addison Bowman, 3b	205
1999	Barry Gauch, c	227
	Addison Bowman, ss	227
2000	Addison Bowman, lf-3b	235
2001	Addison Bowman, 3b	220
2002	Marc Tugwell, 2b	231
2003	Marc Tugwell, 2b	226
2004	Chris Stanton, 3b	224
2005	Chris Stanton, 1b	186
2006	Matt Hacker, 2b	216
2007	Bryan Thomas, 3b	216
2008	Austin Wates, 2b	216

Runs

Year	Name, Pos.	Runs
1954	Howie Wright, c	23
1955	Howie Wright, c	24
1956	Welford Lucy, 1b-of	20
1957	Dave Kuhn, p	18
1958	Jimmy Steele, 2b	25
1959	Dickie Snead, cf	21
1960	Harold Honeycutt, c	24
1961	Eddie Hite, 2b	17
1962	Eddie Hite, 2b	10
1963	Dave Blake, rf	16
1964	Sonny Rice, of	17
1965	Bob Dickerson, 3b	18
1966	Bob Kramer, 2b	16
1967	Jerry Vinson, ss	17
1968	Bob Elwell, cf	18
1969	Wayne Javins, 3b	30
1970	Steve Rosson, cf	16
1971	Rick Harris, of-p	18
1972	Vince Carbaugh, 2b	19
1973	Mike Dixon, of	21
1974	David Halstead, of	21
	Vince Carbaugh, 2b	21

In 2008, Sean O'Brien became the first Hokie ever to lead the team in hitting in four different seasons.



1975	Gene Fornash, 2b	32
1976	Paul Adams, dh	46
1977	Dennis Duff, lf	41
1978	Dennis Duff, lf	39
1979	Harold Williams, 1b	38
1980	Brian Rupe, lf	50
1981	Franklin Stubbs, 1b	80
1982	Brian Rupe, cf	*82
1983	Eric Helgeson, of	45
1984	Tim Buheller, cf	69
1985	Tim Buheller, cf	*82
1986	George Canale, 1b	76
1986	Doug Basse, lf	76
1987	Trey McCoy, lf	53
1988	Len Wentz, 2b	73
1989	Craig Blum, ss	66
1990	David Dallas, 2b-ss	56
1991	David Dallas, ss	51
1992	David Dallas, 2b	58
1993	Dee Dalton, ss	49
1994	Bo Durkac, 3b	57
1995	Bo Durkac, 3b	54
1996	Kevin Barker, cf	63
1997	Barry Gauch, c	58
1998	Eric Shifflett, lf	49
1999	Matt Griswold, of	67
2000	Addison Bowman, lf-3b	49
2001	Chris Hutchison, rf	47
2002	Brad Bauder, cf	55
2003	Marc Tugwell, 2b	64
2004	Chris Stanton, 3b	49
2005	Chris Stanton, 1b	41
2006	Matt Hacker, 2b	44
2007	Nate Parks, cf	47
2008	Sean O'Brien, 1b	45

Hits

Year	Name, Pos.	Hits
1954	Howie Wright, c	34
1955	Howie Wright, c	26
1956	Leo Burke, cf	28
1957	Bobby Wolfenden, p-of	24
1958	Dave Kuhn, p	29
1959	Dickie Snead, of	27
1960	Travis Poole, of	25
1961	Dave Blake, c	25
1962	Eddie Hite, 2b	18
1963	Tom Green, of	32
	Dave Blake, rf	32
1964	DeMoss Price, 3b	22
1965	Bob Dickerson, 3b	27
1966	Johnny Oates, c	23
1967	Johnny Oates, c	25
1968	Jim Dean, 1b	30
1969	Dean Hahn, p-of	44
1970	Wayne Javins, ss	30
1971	John Van Arnhem, c	49
1972	Gene Fornash, ss	29
1973	Gene Fornash, ss	32
1974	Vince Carbaugh, 2b	36
1975	Gene Fornash, 2b	48
1976	Scott Atkins, ss	53
1977	Dennis Duff, lf	49
1978	Andy Aldrich, dh	48
	Dennis Duff, lf	48
1979	Harold Williams, 1b	49
1980	Jim Stewart, rf	60
1981	Brian Rupe, cf	84
1982	Jim Stewart, 3b	88
1983	Budgie Clark, 2b	63

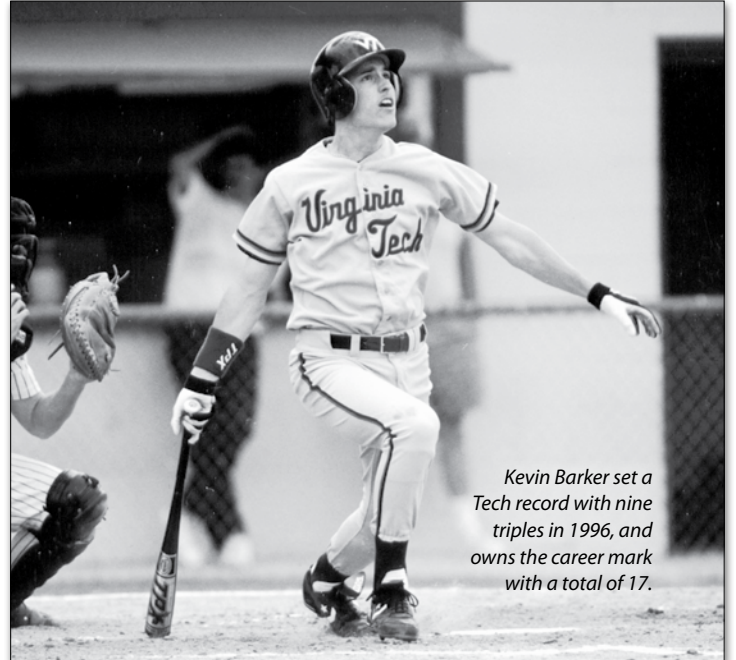
2009 BASEBALL

1984	Budgie Clark, 2b	75
1985	Tim Buheller, cf	*92
	Shaun Sullivan, rf	*92
1986	Doug Basse, lf	82
1987	Trey McCoy, lf	67
1988	Randy Berlin, dh	86
1989	Craig Blum, ss	85
1990	Len Wentz, 3b	77
1991	David Dallas, ss	66
1992	Steve Render, lf	72
1993	Bo Durkac, 3b	77
1994	Bo Durkac, 3b	75
1995	Mike Terhune, 2b	76
1996	Kevin Barker, cf	73
1997	Chad Foutz, 3b	88
1998	Addison Bowman, 3b	71
1999	Barry Gauch, c	85
2000	Addison Bowman, lf-3b	78
2001	John West, 1b	75
2002	John West, 3b	82
2003	Marc Tugwell, 2b	90
2004	Chris Stanton, 3b	69
2005	Bryan Thomas, 3b	71
2006	Matt Hacker, 2b	64
2007	Bryan Thomas, 3b	69
2008	Austin Wates, 2b	70

Doubles

Year	Name, Pos.	Doubles
1954	Jimmy Clarke, 2b	4
1955	Bobby Scruggs, ss	9
1956	Cecil Maynor, 1b-of	6
1957	Jimmy Steele, 2b	5
	John Sapon, c	5
	Jimmy Seay, ss	5
1958	Dave Kuhn, p	10
1959	Al Sebest, 3b-c	6
1960	Jimmy Graves, p-rf	5
1961	Eddie Hite, 2b	5
1962	Eddie Hite, 2b	2
	Dee Dalrymple, ss	2
	Wayne Hanks, 1b	2

1963	Dave Blake, rf	5
1964	Tom Green, of	4
	Sonny Rice, of	4
	M.H. Herndon, inf-p	4
1965	Tommy Black, ss	6
1966	Tom Childress, 3b	3
1967	Bob Elwell, of	7
1968	Jerry Vinson, ss	7
1969	Wayne Javins, 3b	9
	Dean Hahn, p-of	9
1970	Wayne Javins, ss	12
1971	John Van Arnhem, c	7
	Wayne Javins, 3b-ss	7
1972	Mike Dixon, of	6
1973	Paul Allen, 1b	6
1974	Gene Fornash, ss	8
1975	David Halstead, of-p	11
1976	Paul Adams, dh	12
	Wayne Shelton, c	12
	Lewis Dillon, 1b	12
1977	Steve Dodd, rf	9
1978	Dennis Duff, lf	10
1979	Andy Aldrich, dh	13
1980	Jay Phillips, 3b	12
1981	Jimmy Foit, ss	18
1982	Jay Phillips, 2b	21
1983	Shaun Sullivan, cf	11
	Budgie Clark, 2b	11
	Billy Plante, of-3b	11
1984	Budgie Clark, 2b	17
1985	Shaun Sullivan, rf	17
1986	Doug Basse, lf	19
1987	Trey McCoy, lf	16
1988	Alan El-Amin, rf	22
1989	Casey Waller, 3b	*25
1990	Len Wentz, 3b	20
1991	J.R. Hawkins, dh	14
1992	Les Jennette, 1b	18
1993	J.R. Hawkins, rf	15
1994	Bo Durkac, 3b	24
1995	Bo Durkac, 3b	23
1996	Josh Herman, c	20
1997	Eric Shiflett, lf	16



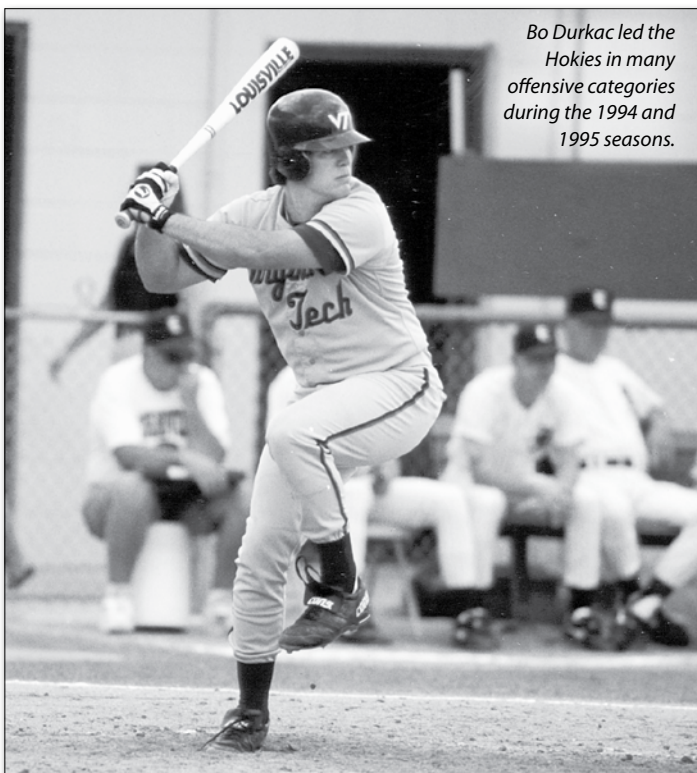
Kevin Barker set a Tech record with nine triples in 1996, and owns the career mark with a total of 17.

1998	Matt Griswold, rf	18
	Addison Bowman, 3b	18
1999	Addison Bowman, ss	18
2000	Addison Bowman, lf-3b	14
	Jed English, dh-c	14
2001	Addison Bowman, 3b	16
2002	Brad Bauder, cf	21
2003	Marc Tugwell, 2b	17
2004	Wyatt Toregas, c	14
2005	Chris Stanton, 1b	18
2006	Matt Hacker, 2b	14
	Jose Cueto, rf	14
2007	Sean O'Brien, 1b	20
2008	Sean O'Brien, 1b	18

1976	Paul Adams, dh	4
1977	Dennis Duff, lf	4
1978	Andy Aldrich, dh	4
1979	Harold Williams, 1b	2
	Brian Rupe, cf	2
1980	Franklin Stubbs, 1b	5
1981	Jim Stewart, 3b	5
1982	Jimmy Foit, ss	3
	Wayne King, dh	3
1983	seven players with 1 each	
1984	Tim Buheller, cf	2
1985	George Canale, 1b	4
1986	Tim Buheller, cf	5
1987	Brian Henderson, ss	2
1988	Len Wentz, 2b	3
1989	Len Wentz, 2b	4
	Mike Conte, cf	4
1990	Shaun Thomas, cf	7
1991	David Dallas, ss	5
1992	Jay Honse, 1b	4
1993	Dee Dalton, ss	3
1994	Bo Durkac, 3b	5
1995	Kevin Barker, cf	6
1996	Kevin Barker, cf	*9
1997	Randy Martin, 2b	5
1998	Chad Foutz, 3b-ss	2
1999	Larry Bowles, 1b-p	3
	Barry Gauch, c	3
	Chris Hutchison, of	3
2000	Brad Bauder, of	3
	Spencer Harris, ss	3
	Chris Hutchison, rf	3
2001	John West, 1b	4
2002	Wyatt Toregas, c-rf	4
2003	Chris Stanton, 3b	6
2004	Sheldon Adams, of	3
2005	Bryan Thomas, 3b	4
2006	Nate Parks, cf	3
	Luke Padgett, dh	3
2007	Matt Hacker, 2b	4
2008	Austin Wates, 2b	6

Triples

Year	Name, Pos.	Triples
1954	Leo Burke, cf	3
1955	Jimmy Clarke, 2b	4
1956	Gerald Williams, p	2
1957	Dave Kuhn, p	2
1958	Dave Kuhn, p	2
1959	Dickie Snead, of	4
1960	Harold Honeycutt, c	2
	Lee Reynolds, inf	2
1961	Dave Blake, rf	2
1962	Eddie Hite, 2b	3
1963	Dave Blake, rf	2
	Larry Lawson, c	2
	Aster Sizemore, 3b	2
1964	John Whitesell, p	3
1965	Bob Kramer, 2b	2
1966	Johnny Oates, c	4
1967	Dick Shroy, of	1
	Jim Dean, 1b	1
1968	Jim Dean, 1b	2
	Dean Hahn, p-of	2
1969	Ron Shockley, p	2
1970	Mike Dixon, of	1
	Jimmy Jefferson, of	1
	Phil Eggborn, rf	1
1971	seven players with 1 each	
1972	Daryl McMurtry, inf-c	2
1973	Gene Fornash, ss	2
	Mike Arrington, p	2
1974	David Halstead, of	4
1975	Lewis Dillon, 1b	4



Bo Durkac led the Hokies in many offensive categories during the 1994 and 1995 seasons.

Home Runs

Year	Name, Pos.	Home Runs
1954	Howie Wright, c	5
1955	Leo Burke, cf	2
	Welford Lucy, 1b	2

The Record Book



David Dallas



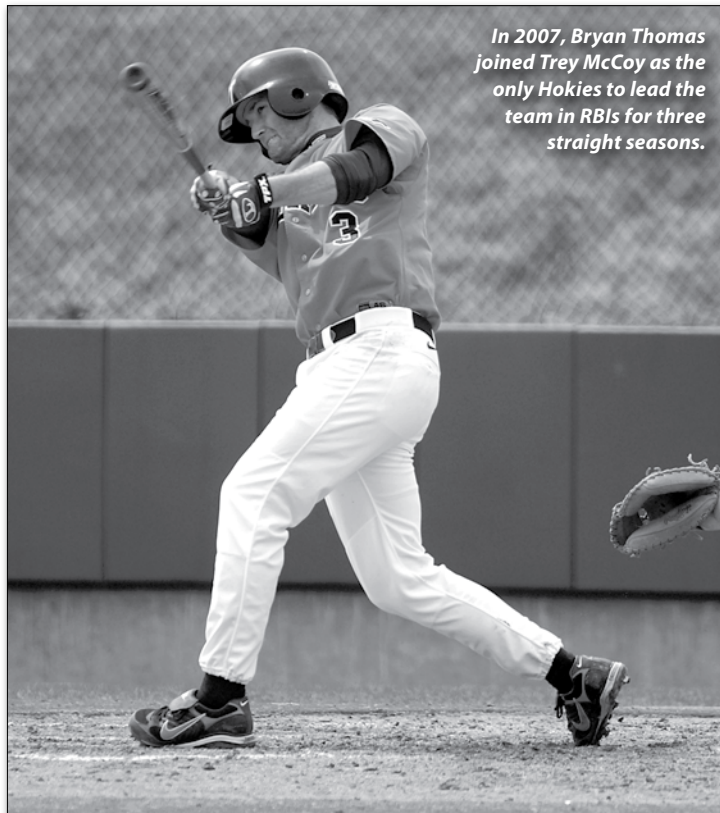
Nate Parks

1956	Dave Kuhn, p2
1956	Leo Burke, cf3
1957	Bobby Wolfenden, p2
	John Sapon, c2
1958	Bob McCoy, 1b2
	John Brannon, p2
1959	Dickie Snead, of3
	Jimmy Graves, of-p3
1960	Travis Poole, of4
1961	Don Coleman, p-rf3
1962	Lee Melear, p1
	Don Coleman, p-rf1
	Sam Jenkins, p1
1963	Larry Lawson, c5
1964	Henry Webb, 1b2
	Eddie Broce, 2b2
1965	Henry Webb, 1b2
	Wade Walsh, c2
	Hank Gordon, c-of2
1966	Johnny Oates, c3
1967	Johnny Oates, c4
1968	Dean Hahn, p5
1969	Wayne Javins, 3b3
	George Shorter, c3
1970	Ken Weatherman, 3b3
1971	John Van Arnhem, c7
	Wayne Javins, 3b-ss7
1972	John Van Arnhem, c3
1973	five players with 2 each	
1974	David Halstead, of6
1975	Paul Adams, dh9
1976	Paul Adams, dh10
1977	Wayne Shelton, c10
1978	Dennis Duff, lf15
1979	Harold Williams, 1b7
	Dave Richardson, rf7
1980	Franklin Stubbs, 1b13
1981	Franklin Stubbs, 1b*29
1982	Jim Stewart, 3b18
	Brian Rupe, cf18
1983	Budgie Clark, 2b11
1984	Billy Plante, 3b23
1985	Billy Plante, 3b27
1986	George Canale, 1b*29
1987	Trey McCoy, lf21
1988	Trey McCoy, lf24
1989	Mike Conte, cf14
1990	Rod Emmons, rf8
	Len Wentz, 3b8
	Les Jennette, 1b8
1991	J.R. Hawkins, dh5
1992	Les Jennette, 1b12
1993	Dee Dalton, ss14
1994	David Fitt, 1b11
1995	Bo Durkac, 3b13
1996	Kevin Barker, cf20
1997	Barry Gauch, c14
1998	Matt Griswold, rf9
	Barry Gauch, c9
1999	Larry Bowles, 1b-p14

2000	Addison Bowman, lf-3b10
2001	Addison Bowman, 3b7
	John West, 1b7
2002	Brad Bauder, cf14
2003	Brad Bauder, cf11
2004	Sean O'Brien, 1b6
2005	Billy Marn, dh-of6
2006	Jose Cueto, rf6
2007	Jose Cueto, rf4
	Luke Padgett, dh4
2008	Sean O'Brien, 1b8
	Michael Seaborn, 3b8

Runs Batted In

Year	Name, Pos.	RBI
1954	Howie Wright, c17
1955	Leo Burke, cf21
1956	Leo Burke, cf19
1957	Ray Struder, 3b11
1958	Bob McCoy, 1b19
1959	Dickie Snead, of25
1960	Lee Reynolds, inf22
1961	Lee Melear, p-1b14
	Malcolm Cook, inf-p14
1962	Don Coleman, p-of10



In 2007, Bryan Thomas joined Trey McCoy as the only Hokies to lead the team in RBIs for three straight seasons.

1963	Dave Blake, rf14
	Larry Lawson, c14
1964	DeMoss Price, 3b10
	Sonny Rice, of10
1965	M.H. Herndon, of13
1966	Johnny Oates, c18
1967	Johnny Oates, c16
	Dick Shroy, of16
1968	Jim Dean, 1b25
1969	Dean Hahn, p-of27
	Bob Elwell, cf27
1970	Wayne Javins, ss15
1971	John Van Arnhem, c34
1972	Gene Fornash, ss14
1973	Gene Fornash, ss14
1974	David Halstead, of27
1975	Gene Fornash, 2b29
1976	Paul Adams, dh55
1977	Wayne Shelton, c42
1978	Dennis Duff, lf44
1979	Harold Williams, 1b31
1980	Franklin Stubbs, 1b49
1981	Franklin Stubbs, 1b83
1982	Jim Stewart, 3b68
1983	Budgie Clark, 2b59
1984	George Canale, 1b77
1985	Billy Plante, 3b*88
1986	Trey McCoy, 3b79
1987	Trey McCoy, lf66
1988	Trey McCoy, lf69
1989	Mike Conte, cf60
1990	Les Jennette, 1b55
1991	J.R. Hawkins, dh36
1992	Les Jennette, 1b73
1993	J.R. Hawkins, rf46
1994	Bo Durkac, 3b63
1995	Kevin Barker, cf44
1996	Kevin Barker, cf62
1997	Barry Gauch, c70
1998	Matt Griswold, rf65
1999	Barry Gauch, c61

2000	Addison Bowman, lf-3b49
2001	Addison Bowman, 3b48
2002	Brad Bauder, cf60
2003	Wyatt Toregas, c60
2004	Sean O'Brien, 1b45
2005	Bryan Thomas, 3b31
2006	Bryan Thomas, 3b48
2007	Bryan Thomas, 3b47
2008	Sean O'Brien, 1b40

Stolen Bases

Year	Name, Pos.	SBs
1954	Howie Wright, c20
1955	Howie Wright, c15
1956	Jimmy Steele, 2b5
1957	Jimmy Steele, 2b8
1958	Jimmy Steele, 3b8
	Dave Kuhn, p8
1959	Jimmy Steele, 2b10
1960	Lee Reynolds, inf6
1961	Eddie Hite, 2b12
1962	Eddie Hite, 2b8
1963	Dave Blake, rf10
1964	Bob Dickerson, 3b6
1965	Bob Dickerson, 3b6
1966	Bob Kramer, 2b5
1967	Dean Hahn, p-of4
	Jerry Vinson, ss4
	Bobby Settle, inf4
1968	Eddy Oates, 1b-p6
1969	Bobby Settle, 2b9
1970	Johnny Foster, p-1b4
1971	Vince Carbaugh, 2b6
1972	Mike Dixon, of9
1973	Tony Varboncoeur, 3b5
1974	Tom Acree, lf7
1975	Tony Varboncoeur, 3b13
1976	Rick Wade, 3b28
1977	Rick Wade, 3b21
	Dan Griel, 2b21
1978	Scott Atkins, ss14
1979	Brian Rupe, cf22
1980	Jay Phillips, 3b24
	Jim Stewart, rf24
1981	Franklin Stubbs, 1b34
1982	Brian Rupe, cf30
1983	Tim Buheller, of33
1984	Tim Buheller, cf35
1985	Tim Buheller, cf*40
1986	Tim Buheller, cf32
1987	Brian Henderson, ss9
1988	Randy Berlin, dh16
1989	Mike Conte, cf20
1990	David Dallas, 2b-ss29
1991	David Dallas, ss27
1992	David Dallas, 2b23
1993	Popeye Smith, cf9
1994	Popeye Smith, cf14
1995	Mike Terhune, 2b10
1996	David Fitt, 1b17
1997	Randy Martin, 2b18
1998	Randy Martin, 2b16
1999	Randy Martin, 2b31
2000	Gray Hodges, cf13
2001	Spencer Harris, ss10
2002	John West, 3b12
	Marc Tugwell, 2b12
	Chris Stanton, lf12
2003	Chris Stanton, 3b23
2004	Chris Stanton, 3b34
2005	Nate Parks, cf18
2006	Nate Parks, cf30
2007	Nate Parks, cf39
2008	Austin Wates, 2b15


Pitching Victories

Year	Name (L-R)	Wins
1954	Jim Beard (R)	7
1955	Grover Jones (L)	4
1956	three pitchers with 2 each	
1957	Dave Kuhn (R)	4
1958	four pitchers with 2 each	
1959	John Brannon (R)	5
1960	Jimmy Graves (R)	6
1961	Lee Melear (L)	5
1962	Lee Melear (L)	5
1963	Lee Melear (L)	5
	Sam Jenkins (L)	5
1964	John Whitesell (R)	6
1965	Rick Alander (R)	5
1966	John Whitesell (R)	5
1967	Dean Hahn (R)	6
1968	Wayne Groseclose (R)	6
1969	Eddy Oates (R)	7
1970	Berky Cundiff (R)	6
1971	Berky Cundiff (R)	4
1972	Berky Cundiff (R)	5
1973	Jerry Watkins (R)	5
1974	Mike Arrington (R)	4
1975	Mike Arrington (R)	8
1976	Jimmy Puglisi (R)	7
1977	Duke Dickerson (R)	10
1978	Mike Rhodes (L)	6
1979	Dave Grier (R)	9
1980	Mike Rhodes (L)	8
1981	Paul Levy (L)	11
1982	Ray Perkins (R)	11
1983	Rick Knapp (R)	10
1984	three pitchers with 8 each	
1985	Bean Stringfellow (L)	10
1986	David Potts (R)	9
1987	Brad DuVall (R)	9
1988	Brad DuVall (R)	11
1989	Mike Williams (R)	11
1990	Mike Williams (R)	11
1991	Scott Robertson (R)	6
1992	Brad Clontz (R)	*12
1993	Jamie Patteson (R)	8
1994	Brian Fitzgerald (L)	9
1995	Brian Fitzgerald (L)	7
1996	three pitchers with 7 each	

1997	Denny Wagner (R)	10
1998	Jon Hand (R)	8
1999	Jason Bush (R)	11
2000	Jason Bush (R)	9
	Joe Saunders (L)	9
2001	Joe Saunders (L)	9
2002	Joe Saunders (L)	9
2003	Ryan Kennedy (L)	6
2004	Josh Biber (R)	5
	Ryan Kennedy (L)	5
2005	Ryan Kennedy (L)	5
	Jake Chaney (R)	5
2006	Adam Redd (R)	5
2007	Rhett Ballard (R)	6
2008	Josh Wymer (R)	5

Innings Pitched

Year	Name (L-R)	Innings
1954	Jim Beard (R)	83.2
1955	Not available	
1956	Not available	
1957	Dave Kuhn (R)	43.1
1958	John Brannon (R)	51.0
1959	John Brannon (R)	59.1
1960	Jimmy Graves (R)	77.1
1961	Lee Melear (L)	74.2
1962	Lee Melear (L)	63.1
1963	Lee Melear (L)	68.2
1964	John Whitesell (R)	64.1
1965	Rick Alander (R)	57.2
1966	John Whitesell (R)	57.0
1967	Dean Hahn (R)	52.2
1968	Steve Pittman (R)	57.1
1969	Steve Pittman (R)	68.0
1970	Berky Cundiff (R)	61.0
1971	Doug Horton (R)	50.0
1972	Berky Cundiff (R)	59.0
1973	Berky Cundiff (R)	64.1
1974	Mike Arrington (R)	67.1
1975	Mike Arrington (R)	98.1
1976	Jimmy Puglisi (R)	69.2
1977	Duke Dickerson (R)	101.0
1978	Duke Dickerson (R)	68.0
1979	Dave Grier (R)	94.0
1980	Mike Rhodes (L)	86.0
1981	Paul Levy (L)	98.0
1982	Ray Perkins (R)	109.2



Brad Clontz set the school record for victories in a season by winning 12 games in 1992.



1983	John Patton (R)	86.0
1984	Bean Stringfellow (L)	84.0
1985	Bean Stringfellow (L)	114.1
1986	David Potts (R)	102.2
1987	Brad DuVall (R)	88.2
1988	Brad DuVall (R)	99.0
1989	Mike Williams (R)	118.0
1990	Mike Williams (R)	122.0
1991	Brad Clontz (R)	85.1
1992	Brad Clontz (R)	*130.0
1993	Ron Preston (R)	90.0
1994	Brian Fitzgerald (L)	115.2
1995	Brian Fitzgerald (L)	117.1
1996	Brian Fitzgerald (L)	96.2
1997	Denny Wagner (R)	112.1
1998	Jon Hand (R)	105.2
1999	Pat Pinkman (L)	118.2
2000	Jason Bush (R)	109.0
2001	Joe Saunders (L)	116.1
2002	Jason Bush (R)	101.1
2003	Jeff Landing (R)	70.0
2004	Ryan Kennedy (L)	84.2
2005	Ryan Kennedy (L)	100.0
2006	David Cross (R)	79.1
2007	Greg Fryman (R)	81.2
2008	Rhett Ballard (R)	75.1

1955	Not available	
1956	Not available	
1957	Dave Kuhn (R)	31
1958	John Brannon (R)	47
1959	John Brannon (R)	63
1960	Jimmy Graves (R)	53
1961	Lee Melear (L)	65
1962	Lee Melear (L)	56
1963	Lee Melear (L)	58
1964	John Whitesell (R)	61
1965	Rick Alander (R)	47
1966	John Whitesell (R)	49
1967	Dean Hahn (R)	66
1968	Wayne Groseclose (R)	47
1969	Eddy Oates (R)	45
1970	Berky Cundiff (R)	58
1971	Berky Cundiff (R)	37
1972	Mike Arrington (R)	54
1973	Berky Cundiff (R)	43
1974	Mike Arrington (R)	55
1975	Mike Arrington (R)	93
1976	Jimmy Puglisi (R)	49
1977	Jimmy Puglisi (R)	72
1978	Jimmy Puglisi (R)	43
1979	Dave Grier (R)	62
1980	Mike Rhodes (L)	77
1981	Paul Levy (L)	71
1982	John Patton (R)	82
1983	John Patton (R)	63
1984	Bean Stringfellow (L)	80


Strikeouts

Year	Name (L-R)	SOs
1954	Jim Beard (R)	68

Joe Saunders won nine games in each of his three seasons at Tech before turning pro.



Ian Ostlund



Lee Melear

The Record Book


1985	Bean Stringfellow (L)	*119	1968	Wayne Groseclose (R)	1.42
1986	David Potts (R)	92	1969	Eddy Oates (R)	1.16
1987	Brad DuVall (R)	90	1970	Doug Horton (R)	1.21
1988	Brad DuVall (R)	94	1971	Jack Tatem (R)	1.30
	Greg Ferguson (L)	94	1972	Berky Cundiff (R)	1.98
1989	Mike Williams (R)	99	1973	Berky Cundiff (R)	1.82
1990	Mike Williams (R)	97	1974	Mike Arrington (R)	2.00
1991	Brad Clontz (R)	84	1975	Jimmy Puglisi (R)	2.15
1992	Brad Clontz (R)	115	1976	Orvin Kiser (R)	0.73
1993	Ron Preston (R)	57	1977	Dean Powell (L)	1.35
1994	Ron Preston (R)	69	1978	Timmy Puglisi (R)	2.87
1995	Brian Fitzgerald (L)	84	1979	Jimmy Chellis (R)	3.08
1996	Brian Fitzgerald (L)	86	1980	Mike Rhodes (L)	2.51
1997	Denny Wagner (R)	110	1981	Jeff Heidig (L)	2.73
1998	Pat Pinkman (L)	82	1982	Jim Stewart (R)	2.31
1999	Larry Bowles (L)	106	1983	Bean Stringfellow (L)	2.52
2000	Jason Bush (R)	70	1984	Rodney Brooks (R)	2.84
2001	Joe Saunders (L)	87	1985	Bean Stringfellow (L)	3.31
2002	Joe Saunders (L)	102	1986	David Potts (R)	4.12
2003	Jeff Landing (R)	52	1987	Greg Ferguson (L)	2.21
2004	Ryan Kennedy (L)	61	1988	Wally Galla (R)	3.61
2005	Ryan Kennedy (L)	74	1989	Mike Williams (R)	3.28
2006	Nicky Bowers (R)	53	1990	Scott Sorkin (R)	2.28
2007	Rhett Ballard (R)	74	1991	Brad Clontz (R)	3.69
2008	Rhett Ballard (R)	74	1992	Brad Clontz (R)	3.32

Earned Run Average

(Starters and top relievers only)

Year	Name (L-R)	ERA
1954	John Dean (R)	2.35
1955	Not available	
1956	Not available	
1957	Dave Kuhn (R)	1.45
1958	Sam Jackson (R)	3.90
1959	Bill May (R)	2.96
1960	Jimmy Graves (R)	1.51
1961	Lee Melear (L)	2.41
1962	Sam Jenkins (L)	*0.49
1963	Lee Melear (L)	1.97
1964	Skip Vance (R)	2.56
1965	Dickie Kelly (L)	2.72
1966	John Whitesell (R)	3.47
1967	Dean Hahn (R)	2.22

*Tech record



Free passes were hard to come by against Brian Fitzgerald, who walked fewer batters per nine innings than any other pitcher in Tech history.

Toughest Strikeouts

SEASON

(Minimum 70 At Bats)

Player, Pos.	Year	SO	AB	Ratio SO to AB
Mike Preisser, 2b	1979	0	130	0-130
Wayne King, 1b	1983	3	169	1-56.3
John Van Arnhem, c	1971	2	95	1-47.5
Sandy Hill, cf	1975	2	88	1-44.0
Josh Herman, dh-c	1993	2	80	1-40.0
Eddy Oates, 2b	1970	3	84	1-28.0
Jay Phillips, 2b	1982	8	217	1-27.1
Mike Preisser, 3b-of	1978	4	98	1-24.5
M.H. Herndon, 3b-of	1965	3	73	1-24.3
Dave Blake, rf	1963	4	84	1-21.0
Brian Rupe, lf	1980	9	183	1-20.3

CAREER

	Year	SO	AB	Ratio SO to AB
4-Year Career:				
Mike Preisser, 2b	1977-80	25	497	1-19.9
3-Year Career:				
Wayne King, 1b-dh	1981-83	18	339	1-18.8
2-Year Career:				
John Van Arnhem, c	1971-72	8	172	1-21.5

Best Control

SEASON

(Minimum 45 Innings Pitched)

Player	Year	BB	IP	BB per 9 innings
Ian Ostlund	2001	15	101.1	1.33
Berky Cundiff	1972	11	59	1.68
Berky Cundiff	1973	12	64.1	1.68
Jon Hand	1996	17	90.1	1.69
Brian Fitzgerald	1993	11	57.2	1.72
Jason Bush	2000	21	109	1.73
Brian Fitzgerald	1995	23	117.1	1.76
Jon Hand	1998	21	105.2	1.79
Duke Dickerson	1976	11	54.2	1.81
Duke Dickerson	1978	14	68	1.85
Bryce Gammon	1994	10	48	1.88
Berky Cundiff	1970	13	61	1.92
Bob Fisher	1978	10	46.1	1.94
Jason Bush	2002	22	101.1	1.95
Sean Hummel	1996	18	82.2	1.96
Lee Melear	1963	15	68.2	1.97

CAREER


(Minimum 135 Innings Pitched)

	Years	BB	IP	Ratio
Brian Fitzgerald	1993-96	84	387.1	1.95
Berky Cundiff	1970-73	51	230.2	1.99
Jon Hand	1995-98	89	376.2	2.13
Jason Bush	1999-02	96	377.1	2.29
Steve Pittman	1967-69	42	155.2	2.43
Lee Melear	1961-63	60	206.2	2.61


VT
2009
BASEBALL

LEADING HITTERS SINCE 1954

Yr.	Cl.	Name	BAvg.	Yr.	Cl.	Name	BAvg.
71	Jr.	John Van Arnhem	.516	81	Sr.	Andy Aldrich	.367
93	So.	Bo Durkac	.423	54	Jr.	Howie Wright	.366
81	Jr.	Brian Rupe	.420	74	Jr.	David Halstead	.366
92	Jr.	Mike Reedy	.418	86	Sr.	Doug Basse	.366
81	So.	Franklin Stubbs	.417	56	So.	Cecil Maynor	.365
58	Sr.	Dave Kuhn	.414	84	Jr.	Shaun Sullivan	.365
63	Jr.	Tom Green	.410	89	Jr.	Casey Waller	.365
66	So.	Johnny Oates	.410	89	Jr.	Len Wentz	.365
97	So.	Matt Griswold	.408	90	Sr.	Len Wentz	.365
87	So.	Trey McCoy	.406	98	Jr.	Eric Shiflett	.365
82	Sr.	Jim Stewart	.404	55	Jr.	Macey White	.364
03	Sr.	Marc Tugwell	.398	76	Jr.	Sandy Hill	.364
84	Jr.	Billy Plante	.392	82	Jr.	Wayne King	.364
03	So.	Chris Stanton	.392	81	Jr.	Joe Mitchell	.363
99	So.	Larry Bowles	.390	85	Jr.	Tim Buheller	.362
92	Sr.	Les Jennette	.389	96	Jr.	Kevin Barker	.361
59	Jr.	Dickie Snead	.386	98	Jr.	Matt Griswold	.361
05	So.	Bryan Thomas	.384	81	Jr.	Jimmy Foit	.360
63	Sr.	Dave Blake	.381	83	So.	Budgie Clark	.360
88	Jr.	Trey McCoy	.381	92	Sr.	Steve Render	.360
88	Jr.	Randy Berlin	.381	59	Sr.	John Brannon	.359
68	Sr.	Jim Dean	.378	84	Sr.	John Bowler	.359
89	Sr.	Craig Blum	.378	72	Fr.	Gene Fornash	.358
02	Sr.	John West	.378	80	So.	Jay Phillips	.358
73	So.	Gene Fornash	.376	92	Sr.	David Dallas	.358
83	So.	Shaun Sullivan	.375	68	Jr.	Dean Hahn	.357
86	Jr.	George Canale	.373	70	Jr.	Wayne Javins	.357
85	Sr.	Shaun Sullivan	.372	01	Jr.	John West	.357
04	Fr.	Sean O'Brien	.372	59	Jr.	Travis Poole	.356
99	Sr.	Barry Gauch	.374	59	Jr.	Jimmy Graves	.356
85	Sr.	Chuck Boyle	.372	75	Sr.	Gene Fornash	.356
91	Jr.	David Dallas	.371	97	Sr.	Matt Reynolds	.356
81	Jr.	Jim Stewart	.369	66	Sr.	M.H. Herndon	.355
97	So.	Eric Shiflett	.369	88	Jr.	Mike Conte	.352
61	So.	Lee Melear	.368	99	So.	Addison Bowman	.352
97	So.	Chad Foutz	.368	83	Fr.	Tim Buheller	.351
00	Fr.	Jed English	.368	68	Jr.	Dean Hahn	.350
69	Sr.	Dean Hahn	.367	84	Jr.	Budgie Clark	.350




John Van Arnhem



Chuck Hartman



G.F. "Red" Laird



Bob Humphreys

Coaches' Records

Years	Coach	Seasons	Won	Lost	Tied	Pct.
1895	J. McJames	1	3	2	0	.600
1896	R.S. Wilkins	1	3	8	0	.273
1897	Lipep	1	9	6	0	.600
1900-01	Dr. A.B. Morrison	2	11	8	0	.579
1903	Orth	1	8	4	0	.667
1904	R.R. Brown	1	6	5	0	.546
1905	Dr. Knox	1	6	5	0	.546
1906-07	S.S. (Happy) Eckerstone	2	10	11	0	.476
1908	C.P. Miles	1	3	4	1	.438
1909	R.M. Brown	1	11	6	0	.647
1910-11	Branch Bocock	2	23	14	1	.618
1912	L.W. Reiss	1	9	9	0	.500
1913	C.P. Miles	1	3	3	0	.500
1914	Branch Bocock	1	15	4	1	.775
1915	R.B. Prince	1	21	0	0	1.000
1916-17	W.G. Breitenstein	2	18	5	0	.783
1918-20	Charles A. Bernier	3	36	23	0	.610
1921-23	W.L. (Monk) Younger	3	31	27	3	.533
1924-32	George S. Kircher	9	77	56	7	.575
1933-39	H.M. (Mac) McEver	7	41	72	1	.364
1940-43	G.F. (Red) Laird	4	27	28	1	.491
1944	H.M. (Mac) McEver	1	9	4	0	.692
1945-47	G.S. (Gummy) Proctor	3	29	21	0	.580
1948-73	G.F. (Red) Laird	26	316	247	3	.561
1974-78	Bob Humphreys	5	135	60	0	.692
1979-06	Chuck Hartman	28	961	591	8	.619
2007-	Pete Hughes	2	46	63	0	.422

Most Wins


Coach	Seasons	Won	Lost	Tied	Pct.
Chuck Hartman	28	961	591	8	.619
G.F. (Red) Laird	30	343	275	4	.555
Bob Humphreys	5	135	60	0	.692
George S. Kircher	9	77	56	7	.575
H.M. (Mac) McEver	8	50	76	1	.398



Bo Durkac



Mike Reedy



Brian Rupe

Hokie Highlights



FIRST BASEBALL NUMBER RETIRED

The familiar No.1 will no longer be seen on a baseball jersey at Virginia Tech. Hall of Fame coach Chuck Hartman's jersey and number were retired during a special ceremony on Sept. 22, 2006. Hartman retired from coaching in June of 2006, following 28 seasons at Virginia Tech and 47 seasons on the collegiate level. His number is the first baseball number to be retired at Tech.

Hartman earned the highest recognition a collegiate coach can receive when he was inducted into the American Baseball Coaches Association Hall of Fame during the ABCA 2004 annual convention in San Antonio, Texas. The honor came just a little over a year after his induction into the Virginia Tech Sports Hall of Fame in November 2002, and was magnified by the fact that he was already a member of the National Association of Intercollegiate Athletics Hall of Fame.

Hartman's overall coaching record of 1,444-816-8 places him fifth in all-time wins among Division I baseball coaches. His final record at Tech was 961-591-8. He became Tech's winningest baseball coach in 1987 and guided Tech to more victories than any other coach during the university's athletic history.



FIRST BASEBALL JERSEY RETIRED

Virginia Tech retired the jersey of former Tech baseball great Johnny Oates on May 4, 2002, during a special ceremony prior to a double-header against Connecticut at English Field.


Oates was presented with a framed jersey in recognition of the honor and a special display with his name and number has been placed on the outfield wall. Oates' jersey is the first baseball jersey to be retired by Virginia Tech. His number 15 remains available to future Tech players.

Oates came to Blacksburg in 1965 and was an outstanding catcher for the Virginia Tech baseball team. He hit .410 in 1966 and .342 in 1967 before signing with the Baltimore Orioles after his junior season. Oates spent 11 seasons in the major leagues as a player, seeing action in two World Series with the Los Angeles Dodgers and one with the New York Yankees. After retiring as a player in 1981, Oates tried his hand at coaching, and went on to become the major league manager of the Baltimore Orioles and the Texas Rangers.

Oates was inducted into the Virginia Tech Sports Hall of Fame in 1983. He died Dec. 24, 2004.

Virginia Tech Pro Signees Since 1975

- 1975 Mike Arrington (Rangers)
- Gene Fornash (Braves)
- David Halstead (Tigers)
- 1976 Orvin Kiser (Rangers)
- 1977 Sandy Hill (Pirates)
- 1979 Dave Grier (Brewers)
- Harold Williams (Braves)
- 1980 Mike Rhodes (Cardinals)
- 1982 Franklin Stubbs (Dodgers)
- Brian Rupe (Twins)
- Jay Phillips (Royals)
- 1982 Ray Perkins (Astros)
- Jimmy Foit (Rangers)
- Jim Stewart (Twins)
- 1982 Mark Krynitsky (Brewers)
- 1983 Rick Knapp (Rangers)
- 1983 John Patton (Rangers)
- Wayne King (Rangers)
- 1985 Bean Stringfellow (Braves)
- Billy Plante (Red Sox)
- 1986 George Canale (Brewers)
- Tim Buheller (Red Sox)
- David Potts (Astros)
- 1988 Brad DuVall (Cardinals)
- Trey McCoy (Rangers)
- Greg Ferguson (Athletics)
- Randy Berlin (Cardinals)
- 1989 Mike Conte (Athletics)
- Casey Waller (Phillies)
- 1990 Mike Williams (Phillies)
- Greg Margheim (Reds)
- Len Wentz (Reds)
- 1991 Clint Creed (Expos)
- Joe McIntyre (Phillies)
- 1992 Brad Clontz (Braves)
- Josh Haggas (Mets)
- Les Jennette (Salt Lake/Independent)
- 1993 Dee Dalton (Cardinals)
- J.R. Hawkins (Dodgers)
- 1994 Denny Hedspeth (Dodgers)
- 1995 Bo Durkac (Diamondbacks)
- 1996 Kevin Barker (Brewers)
- Brian Fitzgerald (Mariners)
- Charlie Gillian (Twins)
- 1997 Denny Wagner (Athletics)
- Kevin Kurilla (Phillies)
- Kris Turberville (Reds)
- 1998 Jon Hand (Cardinals)
- 1999 Austin Rappé (White Sox)
- Barry Gauch (White Sox)
- Matt Griswold (Orioles)
- 2000 Larry Bowles (Angels)
- 2001 Ian Ostlund (Tigers)
- Addison Bowman (Red Sox)
- 2002 Joe Saunders (Angels)
- Jason Bush (Marlins)
- Chip Runyon (Royals)
- 2003 Marc Tugwell (Phillies)
- Matt Dalton (Blue Jays)
- 2004 Jeff Landing (Mets)
- Wyatt Torgas (Indians)
- 2005 Chris Stanton (Giants)
- 2007 Warren Schaeffer (Rockies)



Tech basketball great Dell Curry was drafted in the 14th round by the Baltimore Orioles after posting a 6-1 pitching mark for the Hokies in 1985 that included wins over Florida State and South Carolina. Curry went on to play 16 seasons in the NBA and is a member of the Virginia Tech Sports Hall of Fame.

VIRGINIA TECH SPORTS HALL OF FAME

The Virginia Tech Sports Hall of Fame was organized in 1982 to honor persons who have made outstanding contributions to athletics at the university. Since its inception, a total of 136 people have been enshrined. Hall of Fame members associated with the Tech baseball program are: Chuck Hartman, G.F. 'Red' Laird, Johnny Oates, Mike Williams, Franklin Stubbs, Leo Burke, Jim Stewart, Berkeley 'Berky' Cundiff, George Canale, Trey McCoy, Jim Beard, C.P. 'Sally' Miles, Paul Dear, H.M. 'Mac' McEver, Wilson Bell, Harry Bushkar, Howie Wright, Lee Melear, Terry Stock, Hunter Carpenter, Mel Henry, Herb Thomas, James Franklin Powell, William 'Monk' Younger, Al Casey, Sterling Wingo, H.V. Hooper, Dell Curry, Billy Hardee, Ed Motley and Wendy Weisend.




Wilson Bell



Paul "Buddy" Dear



THIS IS VIRGINIA TECH



Hokie Stone

Hokie Stone is used to construct most of the buildings on the beautiful Tech campus. This natural rock is 475-million-year-old dolomite limestone, mined from a quarry located less than a mile from Cassell Coliseum.

In constructing the buildings at Tech, a stone mason shapes individual stones, arranges them and cements them together with mortar to create walls of great strength and durability.

What Is a Hokie?

That's the most often-asked question in Virginia Tech athletics. The answer leads all the way back to 1896 when Virginia Agricultural and Mechanical College changed its name to Virginia Polytechnic Institute. With the change came the necessity for writing a new cheer and a contest for such a purpose was held by the student body. Senior O.M. Stull won first prize for his "Hokie" yell which still is used today. Later, when asked if "Hokie" had any special meaning, Stull explained the word was solely the product of his imagination and was used only as an attention-getter for his yell. It soon became a nickname for all Tech teams and for those people loyal to Tech athletics. The official University school colors, Chicago maroon and burnt orange, also were introduced in 1896. The colors were chosen by a committee because they made a "unique combination" not worn elsewhere at the time.



This is Virginia Tech

A GREAT PLACE TO LEARN AND GROW

Beginning in 1872 with 132 students and two programs of study, Virginia Polytechnic Institute and State University, popularly known as Virginia Tech, has evolved into a comprehensive university of national and international prominence. With about 26,000 full-time students in Blacksburg and more than 2,000 other students statewide, the university produces world-class scholarship in a challenging academic environment. University tradition is firmly rooted in our motto, Ut Prosim (That I May Serve), and our historic land-grant mission is brought to life through learning, discovery, and engagement.

Beginning in 1872 with 132 students and two programs of study, Virginia Polytechnic Institute and State University, popularly known as Virginia Tech, has evolved into a comprehensive university of national and international prominence. With about 27,500 students in Blacksburg and about 2,500 other students statewide, the university produces world-class scholarship in a challenging academic environment. University tradition is firmly rooted in our motto, Ut Prosim (That I May Serve), and our historic land-grant mission is brought to life through learning, discovery and engagement.

LEARNING

Virginia Tech's challenging academic standards attract high-achieving students. Our eight colleges (Agriculture & Life Sciences, Architecture & Urban Studies, Engineering, Liberal Arts & Human Sciences, Natural Resources, Pamplin Business, Science and Virginia-Maryland Regional College of Veterinary Medicine) and Graduate School offer more degree programs – approximately 200 – than any other university in the state. Virginia Tech is one of the nation's leaders in developing and using instructional technologies. More than 85 percent of our departments offer e-learning courses, which have attracted more than 100,000 enrollments since 1998. During this time, more than 700 different faculty members have offered more than 3,500 different courses.

DISCOVERY

The university's groundbreaking research transforms lives and communities. With annual research expenditures of nearly \$367 million, Virginia Tech ranks among the top 55 research universities in the United States. The university, which has more than 100 research centers, also consistently ranks among the top institutions in industry-supported research and near the top 10 in the number of patents issued each year. The university's nationally and internationally recognized faculty and motivated students are involved in more than 3,500 research projects in fields ranging from biotechnology to materials, from the environment and energy to food and human health and from transportation to computing information.

ENGAGEMENT

As part of our outreach mission and in adherence to our motto, we serve and engage the citizens of the commonwealth, the nation, and the world. Virginia Tech is involved in a multitude of economic and community development projects. These efforts focus on education and the dissemination of knowledge to the global society in which we live.

Professionals, organizations and communities tap Virginia Tech's vast resources, expertise, and research results through hundreds of continuing and

professional education programs and five campus centers located throughout the commonwealth. Virginia Tech has a long history of providing innovative distance-learning techniques to meet the various needs of working adults and other nontraditional students.

The Inn at Virginia Tech & Skelton Conference Center on campus and The Hotel Roanoke & Conference Center in Roanoke, both owned by Virginia Tech, support the university's outreach mission by working with faculty to plan and host conferences and continuing education and professional programs.

Virginia Tech manages more than \$46 million in funded economic development projects in 44 countries and encourages faculty members to develop global course content and study abroad opportunities for students. In 2007-08, more than 2,150 students from more than 100 foreign countries studied at Tech, while more than 1,000 Virginia Tech students studied abroad.

Virginia Cooperative Extension, operated jointly by Virginia Tech and Virginia State University, has been helping people improve their economic, cultural and social well being for nearly a century. With 107 city/county offices, tens of thousands of volunteers, and programs across the state, Extension reaches and teaches millions of Virginians annually.

Beautiful Burruss Hall, located at the center of the Drillfield, houses the university's administration offices as well as undergraduate admissions. A 32-stone memorial, commemorating the victims of the 2007 tragedy, stands directly in front of Burruss.



VT

2
0
0
9

B
A
S
E
B
A
L
L



CHARLES STEGER

 University President

Now in his ninth year as President of Virginia Tech, Dr. Charles Steger has charted a course to bolster the university's research enterprise and compete among the nation's premier research institutions. Under his direction, the university has adopted a strategic plan, which is guiding the growth of the research enterprise, fostering outreach initiatives and increasing quality across all aspects of the academic community.

In his previous role as Vice President for Development

and University Relations, Steger built a critical base of private support when he led the Campaign for Virginia Tech, which raised more than \$337 million. Today, private support from Virginia Tech's alumni and friends continues to play an essential role in this university community.

Steger's ties to Virginia Tech span five different decades as a student, professor, dean, vice president and now president. While on the faculty, he twice won teaching excellence awards. When he became dean of the

College of Architecture and Urban Studies in 1981, he was, at age 33, the youngest architecture dean in the nation. His most recent publications include book chapters on the topics of the business of education and the university presidency.

Steger received his Bachelor of Architecture degree, Master of Architecture degree and Ph.D., in environmental science and engineering from Virginia Tech.



Virginia Tech improves ranking among best values in public colleges

Virginia Tech has again improved its ranking among the top public colleges and universities in the nation that offer a first class educational experience at a bargain price, according to Kiplinger's Personal Finance magazine.

The Kiplinger "100: Best Values in Public Colleges" list, released in November for its December issue, ranked Virginia Tech 15th among 100 institutions "that combine outstanding economic value with a first-class education," according to the publication's editors.

In 2007, Virginia Tech ranked 18th; in 2006, Virginia Tech was ranked 20th.

Kiplinger's top 100 colleges are identified from a pool of more than 500 public four-year colleges and universities, and are ranked according to academic quality, cost, and financial aid opportunities. Schools that make the list traditionally work to keep costs down through a variety of creative financing initiatives, such as funds obtained from licensing fees associated with university-branded apparel and other items, and through private fundraising initiatives.

Virginia Tech continues to be among the lowest-cost public universities in the state, and has the lowest cost for Virginia residents among Virginia public institutions.

"With the economic turmoil of 2008, families of all income levels are feeling the financial pinch," says Fred Frailey, editor of Kiplinger's. "But schools like these prove that an excellent education is still available at an affordable price."


Most buildings, new and old, on the Virginia Tech campus are made of Hokie Stone, a limestone found in the local area.

At A Glance

Located in Blacksburg, Virginia

- Nine colleges and Graduate School
- 60 bachelor's degree programs
- Approximately 140 master's and doctoral degree programs
- 30,000+ full-time students
- 16:1 student-faculty ratio
- Main campus includes more than 125 buildings, 2,600 acres and an airport
- Computing and communications complex for worldwide information access
- Ranks 42nd in university research expenditures in the United States
- Has adjacent Corporate Research Center

Visit us online at www.vt.edu



VT
2
0
0
9
B
A
S
E
B
A
L
L

This is Virginia Tech

CAMPUS LANDMARKS



The focus of student campus activity and the hub of much of the performing and visual arts at the university, Squires Student Center contains theatres, the Perspective Art Gallery, the Black Cultural Center, pool tables, bowling lanes, restaurants, ballrooms and administrative offices for many student organizations. The original student center, built in 1937, has undergone several major renovations, but the facade of the original building is visible in the second-floor lobby area.



The Duck Pond provides a peaceful respite for students, faculty, staff and visitors – as well as for flocks of ducks and geese. The pond was created in 1937. A smaller pond, just north of the Duck Pond, is known as the Ice Pond – so called because it was the source of ice for the campus until a refrigeration plant opened in 1898-99.

Class of 2012 Snapshot

Top 5 home states of out-of-state freshmen:

1. Maryland, 561 students
2. Pennsylvania, 249 students
3. New Jersey, 246 students
4. North Carolina, 183 students
5. New York, 84 students

Number of states represented: 46 (plus the Virgin Islands and Washington, D.C.)

Countries represented: 35

Most popular majors for incoming freshmen in Fall 2008:

1. General Engineering
2. University Studies (undeclared)
3. Business
4. Biology
5. Architecture
6. Psychology
7. Communication
8. Animal & Poultry Science
9. Human Nutrition, Food, and Exercise
10. Marketing

Enrollment

28,259 on-campus; 83.3 percent undergraduate students; 15.5 percent graduate students; 57.4 percent male; 42.6 percent female. Total enrollment on and off campus is 30,739.

Admissions

Virginia Tech received 20,615 applications for the fall 2008 freshman class. 5,460 freshmen were enrolled. 4,422 of the enrolled freshmen were in the top 25 percent of their high school class. The average SAT Reasoning Test score (critical reading + math) was 1204; the middle 50 percent of students had SAT scores ranging from 1110 to 1300.

Full-time Instructional Faculty

1,371; 63.4 percent are tenured (2007-2008).

Alumni

Virginia Tech has more than 195,000 living alumni from every state and more than 100 countries.



The pylons of the War Memorial Chapel are located prominently on Drillfield Drive. The Chapel is a tribute from alumni and friends to the sons of Virginia Tech who made the ultimate sacrifice in our nation's wars.



Constructed in 1902, The Grove serves as the residence for Virginia Tech presidents and their families. Today, besides fulfilling its original function, it also is the guest residence for visiting dignitaries and serves as a reception facility.



TECH'S HOMETOWN, Blacksburg, Virginia

One of America's best college towns, Blacksburg is a perfect setting for Virginia Tech.

Located in Southwest Virginia on a plateau between the Blue Ridge and Alleghany Mountains, Blacksburg combines the laid-back lifestyle of a small town with the amenities one would expect to find around a major center of higher education. Together, the town and university have worked hard to create a progressive community that ranks among the nation's elite living environments.

Virginia Tech and the Town of Blacksburg gained national and international attention by creating the world's first "electronic village." Businesses and industries have been drawn by the potential of the quaint town.

Established in 1798 by John and William Black, the town is surrounded by scenic mountain views that distinguish the area.

The nearly 42,000 residents (including students) enjoy a close proximity to a variety of recreation areas



such as the Blue Ridge Parkway, Appalachian Trail, Claytor Lake and the New River. The region features a moderate climate and four distinct seasons.

Blacksburg's location (adjacent to major interstate highways) provides convenient access to most points in the southern and eastern parts of the country.

More information on Blacksburg can be found on the Web site of the Blacksburg Electronic Village, [www.bev.net](http://www bev.net) or the town's Web site, www.blacksburg.va.us.



Blacksburg offers a lively downtown (shown above/right during the annual Steppin' Out festival), and scenic surroundings of the New River Valley area.





JIM WEAVER Director of Athletics

and funded an annual awards banquet. The Monogram Club was revitalized in 1998 and provides several benefits to former Hokie athletes, trainers and managers.

A top personal priority for Weaver is the continuous improvement of Tech's facilities.

A \$20 million basketball practice facility is well underway. It will boast two practice gyms, a 3,000 square-foot basketball weight room, coaches' offices, film rooms and locker rooms. Ground was broken this past summer so the facility can be completed in time for the 2009 basketball season.

Weaver recently renegotiated Tech's multimedia rights contract with ISP Sports, creating an agreement which goes into effect in 2008-09 and extends for 10 years to provide enhanced revenue for the athletics department.

Weaver came to Tech from Western Michigan University where he was director of athletics from January 1996 until he came to Blacksburg. Prior to that, he was AD for three and a half years at UNLV, where he reconstructed a troubled athletic department.

It was with the Nittany Lions' football team that Weaver first made a name for himself in athletics. He was a center and linebacker on Penn State teams coached by the legendary Rip Engle and Joe Paterno.

Weaver graduated from Penn State in 1967 with a bachelor's degree in psychology and rehabilitation education. He received a master's in college counselor education, also from Penn State, in 1968.

Weaver started a coaching career as an assistant at Penn State for six seasons. During that time, the Lions played in five bowl games – the Cotton, Gator, Sugar and Orange (twice).

He later was the offensive coordinator at Iowa State and head coach for one season at Villanova in 1974. He also spent five years as an assistant professor at Clarion State and three years as director of franchise sales at Athletic Attic.

Prior to landing the athletic director's job at UNLV, Weaver spent nine years at the University of Florida. He was a strong force at Florida in the field of compliance and concluded his time there as associate athletics director.

Weaver drew rave reviews at UNLV for his fundraising expertise. He generated nearly \$15 million in his time there and built a new athletic complex.

While at Western Michigan, Weaver announced the creation of a \$7 million football center, stabilized fluctuating revenues and installed a CHAMPS Life Skills program.

Weaver and his wife Traci have four sons – Josh, Paul, Cole and Craig.

James C. Weaver, whose innovative ideas and work as a reformer have made him one of college athletics' most popular administrators, is the director of athletics at Virginia Tech.

Weaver, 63, was appointed on Sept. 24, 1997 and has been a tireless leader on behalf of Tech athletics.

In his years on the job at Tech, Weaver has taken steps to place increased emphasis on projects benefiting student-athletes. Under his leadership, the athletics department entered into a comprehensive agreement with NIKE beginning in 2007-08 which provides uniforms, clothing and equipment for all Virginia Tech varsity teams over an eight-year period. He created a comprehensive awards program for letterwinners and has initiated

ATHLETICS MANAGEMENT STAFF



Sharon McCloskey
Senior Associate A.D.,
Senior Woman Administrator



Tim East
Associate A.D.,
External Affairs



Tom Gabbard
Associate A.D.,
Internal Affairs



Chris Helms
Associate A.D., for
Olympic Sports



Jon Jaudon
Associate A.D.,
Administration



John Ballein
Associate A.D.,
Football Operations



Shauna Cobb
Assistant A.D.,
Compliance



Mike Gentry
Assistant A.D.,
Athletic Performance



Reyna Gilbert
Assistant A.D.,
Student Life



Mike Goforth
Assistant A.D.,
Athletic Training



Lu Merritt
Director of Development
for Athletics



Tim Parker
Senior Assistant A.D.,
Compliance



Lisa Rudd
Assistant A.D.,
Financial Affairs



Dave Smith
Assistant A.D.,
Athletics Communications



Sandy Smith
Assistant A.D.,
Ticketing Services



Jeremy Wells
Assistant A.D.,
Marketing & Promotions



MEDIA INFORMATION



2009 Opponents



ACC TOURNAMENT
Date(s): May 20-24
Location: Durham, N.C.
Field: Durham Bulls Athletic Park
SID Contact: Steve Phillips
Phone: (336) 851-6062
E-mail: sphillips@theacc.org
Web site: theacc.com



BRYANT BULLDOGS
Date(s): March 9
Location: Blacksburg
Coach: Jamie Pinzino

2008 Record: 43-21 (25-5 Northeast-10)
SID Contact: Allie Weinberger
Phone: (401) 232-6558
E-Mail: aweinbe1@bryant.edu
Web site: bryantbulldogs.com



BUCKNELL BISON
Date(s): February 27-28

Location: Blacksburg
Coach: Gene Depew
2008 Record: 30-24-2 (10-10 Patriot)
SID Contact: Todd Merriett
Phone: (570) 577-3488
E-Mail: tmerriet@bucknell.edu
Web site: bucknellbison.com



CLEMSON TIGERS
Date(s): April 17-19
Location: Blacksburg

Coach: Jack Leggett
2008 Record: 31-27-1 (11-18-1 ACC)
SID Contact: Brian Hennessy
Phone: (864) 656-1921
E-Mail: bhennes@clemsun.edu
Web site: clemson.tigers.com



DELAWARE STATE HORNETS
Date(s): May 10
Location: Blacksburg

Coach: JP Blandin
2008 Record: 16-33 (11-7 MEAC)
SID Contact: Paul Dodson
Phone: (302) 857-7365
E-Mail: pdodson@desu.edu
Web site: dsuhornets.com



DUKE BLUE DEVILS
Date(s): March 6-8
Location: Durham, N.C.

Field: Jack Coombs Field
Coach: Sean McNally
2008 Record: 37-18-1 (10-18-1 ACC)
SID Contact: Chris Cook

Phone: (919) 684-8708
E-Mail: cook@duaa.duke.edu
Web site: goduke.com



EAST TENNESSEE STATE BUCCANEERS

Date(s): February 24-25
Location: Blacksburg
Coach: Tony Skole
2008 Record: 18-38 (9-24 A-Sun)
SID Contact: Jeff Schneider
Phone: (423) 439-5612
E-Mail: schneidj@etsu.edu
Web site: etsubucs.com



FLORIDA STATE SEMINOLES
Date(s): May 1-3
Location: Tallahassee, Fla.

Field: Dick Howser Stadium
Coach: Mike Martin
2008 Record: 54-14 (24-6 ACC)
SID Contact: Jason Leturmy
Phone: (850) 644-5656
E-Mail: jleturmy@fsu.edu
Web site: seminole.com



GARDNER-WEBB RUNNIN' BULLDOGS

Date(s): April 7
Location: Blacksburg
Coach: Rusty Stroupe
2008 Record: 29-30 (15-18 A-Sun)
SID Contact: Marc Rabb
Phone: (704) 406-4355
E-Mail: mrabb@gardner-webb.edu
Web site: gwusports.com



GEORGIA TECH YELLOW JACKETS
Date(s): March 20-22
Location: Blacksburg

Coach: Danny Hall
2008 Record: 41-21 (16-14 ACC)
SID Contact: Cheryl Watts
Phone: (404) 894-5445
E-Mail: cwatts@athletics.gatech.edu
Web site: ramblinwreck.com



HIGH POINT PANTHERS
Date(s): April 15
Location: High Point, N.C.

Field: Coy O. Willard Stadium
Date(s): April 28
Location: Blacksburg
Coach: Craig Cozart
2008 Record: 20-33 (9-12 Big South)
SID Contact: Manny Nieves
Phone: (336) 841-4640
E-Mail: enieves@highpoint.edu
Web site: highpointpanthers.com



JAMES MADISON DUKES
Date(s): March 31
Location: Harrisonburg, Va.

Field: Long Field/Mauk Stadium
Date(s): April 8
Location: Blacksburg
Coach: Spanky McFarland
2008 Record: 39-19 (20-9 CAA)
SID Contact: Kevin Warner
Phone: (540) 568-6154
E-Mail: warnerka@jmu.edu
Web site: jmusports.com



LIBERTY FLAMES
Date(s): April 22

Location: Lynchburg, Va.
Field: Worthington Stadium
Date(s): May 5
Location: Blacksburg
Coach: Jim Toman
2008 Record: 36-25-1 (14-7 Big South)
SID Contact: Ryan Bomberger
Phone: (434) 582-2605
E-Mail: rbomberger@liberty.edu
Web site: libertyflames.com



MARYLAND TERRAPINS
Date(s): April 10-12
Location: College Park, Md.

Field: Shipley Field
Coach: Terry Rupp
2008 Record: 30-26 (9-21 ACC)
SID Contact: Joey Flyntz
Phone: (301) 314-8093
E-Mail: tjflyntz@umd.edu
Web site: umterps.com



MIAMI HURRICANES
Date(s): April 24-26
Location: Coral Gables, Fla.

Field: Alex Rodriguez Park
Coach: Jim Morris
2008 Record: 53-11 (23-5 ACC)
SID Contact: Rob Dunning
Phone: (305) 284-3230
E-Mail: rdunning@miami.edu
Web site: hurricanesports.com



NORTH CAROLINA TAR HEELS
Date(s): March 13-15
Location: Blacksburg
Coach: Mike Fox

2008 Record: 54-14 (22-7 ACC)
SID Contact: John Martin
Phone: (919) 962-0084
E-Mail: johnmartin@unc.edu
Web site: tarheelblue.com



UNC ASHEVILLE BULLDOGS
Date(s): February 20
Location: Spartanburg, S.C.

Coach: Willie Stewart
2008 Record: 24-35 (6-15 Big South)
SID Contact: Everett Hutto
Phone: (828) 251-6931
E-Mail: ehutto@unca.edu
Web site: uncabulldogs.com



NC STATE WOLFPACK
Date(s): March 27-29
Location: Raleigh, N.C.
Field: Doak Field

Coach: Elliott Avent
2008 Record: 42-22 (18-11 ACC)
SID Contact: Bruce Winkworth
Phone: (919) 515-2102
E-Mail: bruce_winkworth@ncsu.edu
Web site: gopack.com



RADFORD HIGHLANDERS
Date(s): March 3
Location: Blacksburg

Date(s): March 10
Location: Radford, Va.
Field: RU Baseball Field
Coach: Joe Raccua
2008 Record: 24-32 (6-14 Big South)
SID Contact: Patrick Reed
Phone: (540) 831-5211
E-Mail: pmreed@radford.edu
Web site: ruhighlanders.com



USC UPSTATE SPARTANS
Date(s): February 22
Location: Spartanburg, S.C.

Field: Harley Park
Date(s): March 24
Location: Blacksburg
Coach: Matt Fincher
2008 Record: 25-29 (17-16 A-Sun)
SID Contact: Joe Guistina
Phone: (864) 503-5166
E-Mail: jguistina@uscupstate.edu
Web site: upstatespartans.com



VIRGINIA CAVALIERS
Date(s): May 14-16
Location: Blacksburg

Coach: Brian O'Connor
2008 Record: 39-23 (15-15 ACC)
SID Contact: Andy Fledgerjohann
Phone: (434) 982-5131
E-Mail: fledder@virginia.edu
Web site: virginiasports.com



VCU RAMS
Date(s): March 25
Location: Blacksburg

Coach: Paul Keyes
2008 Record: 15-30 (8-17 CAA)
SID Contact: Scott Day
Phone: (804) 828-1727
E-Mail: sdday@vcu.edu
Web site: vcuathletics.com



VMI KEYDETS
Date(s): March 17-18
Location: Blacksburg

Coach: Marlin Ikenberry
2008 Record: 29-26 (14-7 Big South)
SID Contact: Christian Hoffman
Phone: (540) 464-7514
E-Mail: hoffmanjc@vmi.edu
Web site: vmikeydets.com



WAKE FOREST DEMON DEACONS
Date(s): April 3-5
Location: Blacksburg

Coach: Rick Rembielak
2008 Record: 25-31 (13-16 ACC)
SID Contact: Chad Crunk
Phone: (336) 758-5842
E-Mail: crunkmc@wfu.edu
Web site: wakeforestsports.com



WILLIAM & MARY TRIBE
Date(s): April 21
Location: Blacksburg

Coach: Frank Leoni
2008 Record: 36-21 (16-13 CAA)
SID Contact: Jacob Skipper
Phone: (757) 221-3344
E-Mail: jcskip@wm.edu
Web site: tribeathletics.com



WOFFORD TERRIERS
Date(s): February 21
Location: Spartanburg, S.C.

Field: Russell C. King Field
Coach: Todd Interdonato
2008 Record: 24-35 (6-21 SoCon)
SID Contact: Brent Williamson
Phone: (864) 597-4093
E-Mail: williamsondb@wofford.edu
Web site: athletics.wofford.edu



YOUNGSTOWN STATE PENGUINS
Date(s): March 1
Location: Blacksburg

Coach: Rich Pasquale
2008 Record: 23-33 (13-12 Horizon)
SID Contact: John Vogel
Phone: (330) 941-1480
E-Mail: javogel@ysu.edu
Web site: ysusports.com

2009 SCHEDULE

Date	Opponent	Site	Radio/Web/TV	Time
2/20	vs. UNC Asheville#	Spartanburg, S.C.	--/--/--	Noon
2/21	at Wofford (dh)#	Spartanburg, S.C.	--/--/--	1 pm
2/22	at USC Upstate#	Spartanburg, S.C.	--/--/--	2 pm
2/24	East Tennessee State	Blacksburg, Va.	1/ACCSelect/--	3 pm
2/25	East Tennessee State	Blacksburg, Va.	1/ACCSelect/--	3 pm
2/27	Bucknell^	Blacksburg, Va.	1/ACCSelect/--	3 pm
2/28	Bucknell (dh)^	Blacksburg, Va.	1/--/--	1 pm
3/1	Youngstown State^	Blacksburg, Va.	1/--/--	1 pm
3/3	Radford	Blacksburg, Va.	1/ACCSelect/--	3 pm
3/6	at Duke*	Durham, N.C.	1&2/--/--	3 pm
3/7	at Duke*	Durham, N.C.	1&2/--/--	2 pm
3/8	at Duke*	Durham, N.C.	1&2/--/--	1 pm
3/9	Bryant University	Blacksburg, Va.	1/--/--	3 pm
3/10	at Radford	Radford, Va.	1/--/--	3 pm
3/13	North Carolina*	Blacksburg, Va.	1&2/--/--	3 pm
3/14	North Carolina*	Blacksburg, Va.	1&2/--/--	2 pm
3/15	North Carolina*	Blacksburg, Va.	1&2/--/--	1 pm
3/17	VMI	Blacksburg, Va.	1/ACCSelect/--	5:30 pm
3/18	VMI	Blacksburg, Va.	1/ACCSelect/--	5:30 pm
3/20	Georgia Tech*	Blacksburg, Va.	1&2/ACCSelect/--	5:30 pm
3/21	Georgia Tech*	Blacksburg, Va.	1&2/--/--	5:30 pm
3/22	Georgia Tech*	Blacksburg, Va.	1&2/--/--	1 pm
3/24	USC Upstate	Blacksburg, Va.	1/--/--	5:30 pm
3/25	VCU	Blacksburg, Va.	1/ACCSelect/--	5:30 pm
3/27	at NC State*	Raleigh, N.C.	1&2/--/--	6:30 pm
3/28	at NC State*	Raleigh, N.C.	1&2/--/--	2 pm
3/29	at NC State*	Raleigh, N.C.	1&2/--/--	1:30 pm
3/31	at James Madison	Harrisonburg, Va.	1/--/--	3 pm
4/3	Wake Forest*	Blacksburg, Va.	1&2/--	5:30 pm
4/4	Wake Forest*	Blacksburg, Va.	1&2/ACCSelect/RSN	1 pm
4/5	Wake Forest*	Blacksburg, Va.	1&2/--/--	1 pm
4/7	Gardner-Webb	Blacksburg, Va.	1/ACCSelect/--	5:30 pm
4/8	James Madison	Blacksburg, Va.	1/ACCSelect/--	5:30 pm
4/10	at Maryland*	College Park, Md.	1&2/--/--	7 pm
4/11	at Maryland*	College Park, Md.	1&2/--/--	4 pm
4/12	at Maryland*	College Park, Md.	1&2/--/--	1 pm
4/15	at High Point	High Point, N.C.	1/--/--	6 pm
4/17	Clemson*	Blacksburg, Va.	1&2/--/--	5:30 pm
4/18	Clemson*	Blacksburg, Va.	1&2/ACCSelect/--	5:30 pm
4/19	Clemson*	Blacksburg, Va.	1&2/ACCSelect/--	1 pm
4/21	William & Mary	Blacksburg, Va.	1/--/--	5:30 pm
4/22	at Liberty	Lynchburg, Va.	1/--/--	3 pm
4/24	at Miami*	Coral Gables, Fla.	1&2/--/--	7 pm
4/25	at Miami*	Coral Gables, Fla.	1&2/--/--	7 pm
4/26	at Miami*	Coral Gables, Fla.	1&2/--/--	1 pm
4/28	High Point	Blacksburg, Va.	1/ACCSelect/--	5:30 pm
5/1	at Florida State*	Tallahassee, Fla.	1&2/--/--	6 pm
5/2	at Florida State*	Tallahassee, Fla.	1&2/--/--	6 pm
5/3	at Florida State*	Tallahassee, Fla.	1&2/--/--	1 pm
5/5	Liberty	Blacksburg, Va.	1/ACCSelect/--	7 pm
5/10	Delaware State (dh)	Blacksburg, Va.	1/--/--	Noon
5/14	Virginia*	Blacksburg, Va.	1&2/ACCSelect/--	5:30 pm
5/15	Virginia*	Blacksburg, Va.	1&2/--/--	5:30 pm
5/16	Virginia*	Blacksburg, Va.	1&2/ACCSelect/--	1 pm
5/20-24	ACC Tournament	Durham, N.C.	Durham Bulls Athletic Park	TBA

NOTES: * - ACC game; # - Courtyard by Marriott Classic; ^ - Hawthorn Suites Hokie Invitational
 Radio: 1 - Audio on hokiesports.com; 2 - Audio on 101.7 FM SuperSports in Blacksburg
 ACCSelect: Only home games listed. Select road games may be available depending on opposing team video staff.
 TV: RSN - Comcast SportsNet, Fox Sports Net South, Fox Sports Florida & New England Sports Network
 All dates, times and broadcast availabilities are subject to change.

Media Information

ATHLETICS COMMUNICATIONS

Matt Kovatch, Assistant Director of Athletics Communications, and Dave Smith, Assistant A.D. for Athletics Communications, coordinate media services for baseball. Members of the media requesting information on Virginia Tech baseball are asked to contact Kovatch in the Virginia Tech Athletics Communications Office (ACO). Media requests for baseball photos should be directed to Photography Coordinator and Designer Dave Knachel at (540) 231-1838 or dknachel@vt.edu. The ACO is located in room 460 of the Jamerson Athletic Center next to the Bowman Room.

Baseball information, as well as up-to-date statistics, is available to the media throughout the season via the Virginia Tech Athletics Web site, www.hokiesports.com.

INTERVIEWS

All media interviews with players and coaches should be arranged through the ACO with at least 24 hours advance notice. During the week, head coach Pete Hughes will usually be available between 9:30 a.m. and noon except on travel dates and game day. Player interviews will be arranged around the players' academic and practice schedules.

COVERING A GAME

Media members wishing to cover Virginia Tech home baseball games from the English Field press box should contact Kovatch or Smith in the ACO. There is no charge for admission to Virginia Tech home baseball games and a credential is not needed to enter English Field. Seating in the press box, however, is by request only and is assigned on a priority basis in accordance with athletics department media policies. All requests should be made prior to game day. Non-working individuals, such as spouses, dates, friends and fans, will not be permitted in the press box or on the field during the game. Seats in the working

NUMBERS TO NOTE

Director of Athletics, Jim Weaver.....	(540) 231-6796
Baseball Office	(540) 231-3671
Fax Machine	(540) 231-3613
Athletics Communications Office.....	(540) 231-6726
Matt Kovatch (mlk@vt.edu , cell: 804-239-0812)	(540) 231-1894
Dave Smith (vtsid@vt.edu , home: 540-951-8024)	(540) 231-6726
Fax Machine	(540) 231-6984
Athletic Trainer, John Shifflett	(540) 231-6410
Baseball Press Box	(540) 231-8974
ACC Media Relations, Steve Phillips.....	(336) 851-6062

area of the press box are not available for major league scouts.

Rosters, statistics and media guides/notes will be available to the media and scouts prior to the game and a final box score will be compiled for distribution at the conclusion of each contest. Post-game media interviews, cleared through the ACO, are allowed on the field shortly after the conclusion of each game or doubleheader. Phone lines and wireless access to the Internet are available in the press box to file stories.

PHOTOGRAPHY

Accredited photographers or cameramen on assignment may shoot from the top of the dugouts or from inside the fence beyond the dugouts. When shooting from inside the fence, no equipment should be placed on the field of play. Tripods are not allowed inside the fence. The roof of the press box can be made available for working photographers or cameramen upon request. The position of all photographers and cameramen is always subject to the discretion of the umpires. Freelance photographers and fans are not allowed on the dugouts or inside the fences.

VISITING RADIO

Visiting team radio crews wishing to broadcast games from English Field should contact the ACO well in advance of the game for clearance and information on the availability of space and telephone lines.

TECH ON THE WEB

Keep up to date on Virginia Tech baseball action via the Internet at the official Web site of Hokie athletics: www.hokiesports.com.

Rosters, individual player and coaches profiles, notes, statistics and game summaries are all part of the baseball section.

THEACC.COM

Follow 2009 Atlantic Coast Conference baseball action on www.TheACC.com. An updated baseball release can be accessed



Dave Smith
Assistant A.D.
for Athletics
Communications



Matt Kovatch
Assistant Director
for Athletics
Communications

every Monday and Friday throughout the season, while the ACC Player and Pitcher of the Week will be announced on Monday afternoons. The official Web site of the ACC contains the league's latest recaps, releases, statistics and standings and will feature play-by-play coverage of ACC Tournament games. Links to the official athletic sites of each of the 12 member schools are also accessible on TheACC.com.

ACC ALL-ACCESS

ACC All-Access airs every week on FSN South, FSN Florida and Comcast SportsNet (check your local listings for times) and delivers unprecedented access to ACC teams, capturing the behind-the-scenes, real-life experiences of ACC student-athletes and coaches.

ACC ALL-ACCESS reaches more than 12 million homes throughout Alabama, Georgia, Kentucky, Mississippi, North Carolina, South Carolina and



JUST VIRGINIA TECH, PLEASE

While the full name of the school is Virginia Polytechnic Institute and State University the school is commonly referred to as Virginia Tech. There is no such school as Virginia Tech University.

Founded in 1872 as Virginia Agricultural and Mechanical College, the school changed its name to Virginia Polytechnic Institute in 1895. Alumni and media shortened the name to VPI before Virginia Tech became the primary popular reference. The university officially became a state university in 1970 to bring the official title to what it is today.

Those covering Hokie athletics are asked to refer to the university as simply Virginia Tech. Virginia Tech University, VA Tech, VPI and SU, VPI&SU and VT are not recognized names and should not be used.

2009 RSN TELEVISION SCHEDULE

Saturday, March 21: Boston College at Maryland, 1 p.m.

Saturday, March 28: Wake Forest at Duke, 1 p.m.

Saturday, April 4: Wake Forest at Virginia Tech, 1 p.m.

Saturday, April 11: North Carolina at Florida State, 4 p.m.

Saturday, April 18: Miami at North Carolina, 4 p.m.

Saturday, April 25: NC State at Virginia, 1 p.m.

Saturday, May 9: Florida State at Georgia Tech, 1 p.m.

Saturday, May 17: Clemson at NC State, 1 p.m.

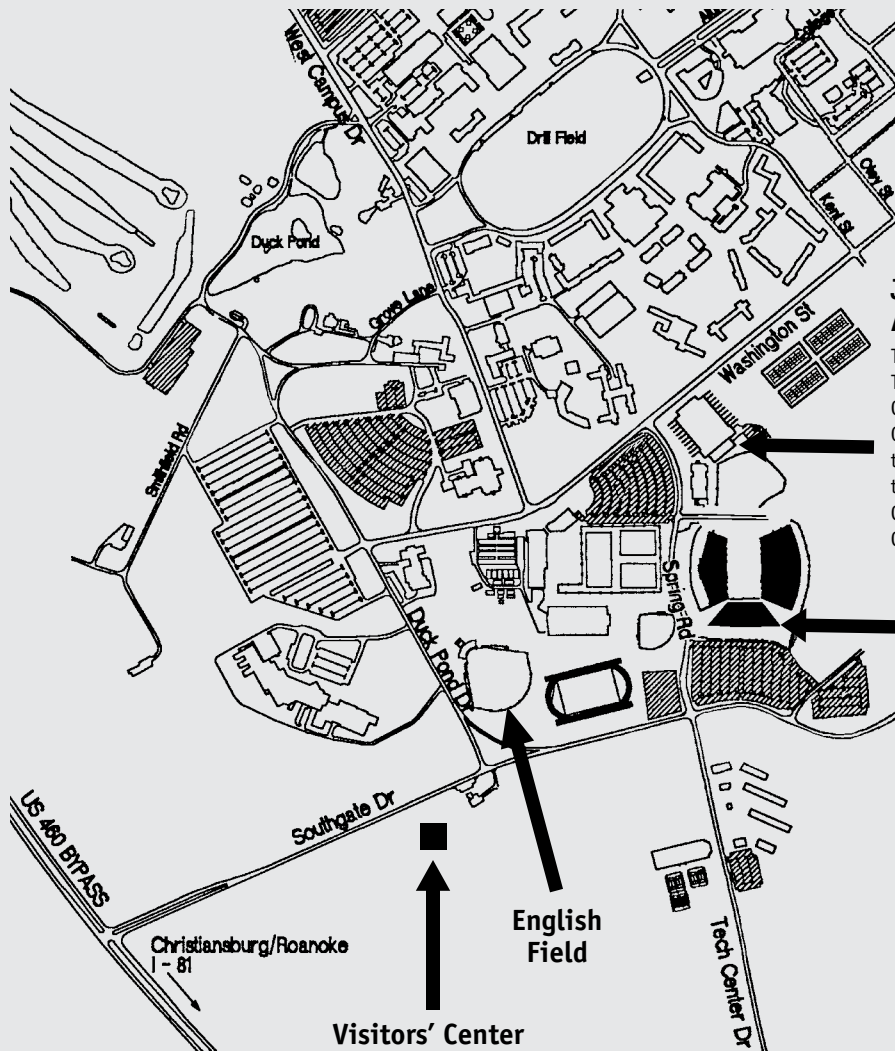
RSN = Comcast SportsNet, FOX Sports Net South, FOX Sports Florida & New England Sports Network

DIRECTIONS TO ENGLISH FIELD

The Virginia Tech campus is located in Blacksburg, Va., approximately 40 miles southwest of Roanoke, Va. To reach the campus from Interstate 81 take Exit 118B onto U.S. Route 460 West toward Blacksburg. Remain on 460 West, following the signs to Virginia Tech. Take a right turn at the Virginia Tech Central Campus exit marked Rt. 314 and Southgate Drive (first stoplight you come to). Take the first left at the stoplight onto Duck Pond Drive and English Field will be on the right.

BY AIR

Roanoke Regional Airport in Roanoke, Va., is served by major domestic airlines. Limousine services provide transportation between the airport and campus. Private planes may land at the Virginia Tech Airport, near campus.



Jamerson Athletic Center

The Virginia Tech Athletics Communications Office is located on the fourth floor of the Jamerson Athletic Center, behind Cassell Coliseum.

Visitors Locker Room

Visiting team locker rooms are located on the ground level of the South End Zone Facility at Lane Stadium/Worsham Field.

Tennessee on FSN South, the nation's largest regional sports television network. In the states of Maryland and Virginia and in the District of Columbia, ACC All-ACCess airs on Comcast SportsNet/Mid-Atlantic, and it airs on FSN Florida in the state of Florida.

ACC SELECT

ACCSelect.com is a broadband network featuring live and on-demand webcasts of all Atlantic Coast Conference sports. Annual, monthly and single-game passes are available – visit www.ACCSelect.com to get started. Check the schedule on page 85 to see which Virginia Tech games are scheduled to be broadcast on ACC Select this season.

LIVE STATS

Live statistics will be available via the Internet for Tech's home (and most away) games. Fans and media can view play-by-play and up-to-date box scores by clicking on the live stats link on the ticker at the top of Tech's athletics homepage, or by going to <http://www.hokiesports.com/baseball/live/>



Torye Hurst

TECH ON THE RADIO

For the sixth consecutive season, Virginia Tech baseball will have a commercial radio package. This season, the Cumulus Radio Group will broadcast all of Tech's ACC contests. Information on the entire 2009 broadcast schedule, along with stations and times, is available on the schedule on page 85.

Coverage will begin 15 minutes prior to the first pitch with the pre-game show, which includes an interview with Tech head coach Pete Hughes. At the conclusion of each game, the post-game show will include comments from Coach Hughes and a featured player.

Torye Hurst will handle the play-by-play duties again this season. Hurst broadcast Tech's BIG EAST Conference Tournament games for two seasons prior to taking on the broadcast duties four years ago during the Hokies' first season in the ACC. He has also announced selected women's basketball games and served as the Tech baseball public address announcer for three seasons. Prior to Tech, Hurst served as the PA announcer for the Augusta GreenJackets Class A minor league baseball team in Augusta, Ga., and following college, was the play-by-play announcer for University of Southern Mississippi women's basketball for four seasons.



VT
2009
BASEBALL

Presence with the Pros

SAUNDERS KEEPS TECH IN THE SPOTLIGHT

Despite cracking the starting rotation to begin of the 2008 season only because injuries left the Los Angeles Angels of Anaheim short-handed on the mound, former Hokie Joe Saunders took the opportunity and ran with it. One all-star game appearance and 31 regular season starts later, the 6-foot-3 lefty was still going strong, eventually pitching in game three of the American League Division Series during the Angels' playoff run.

Saunders is currently the only former Hokie playing in the majors after debuting back in 2005, but he made his presence felt in 2008, compiling a 17-7 record with a 3.41 earned run average and 103 strikeouts in 198 innings pitched.


After finishing the first-half of the season tied for the A.L. lead in wins, Saunders pitched a scoreless third inning in an all-star game that the A.L. would go on to win, 4-3, in 15 innings. By doing so, he became just the third former Hokie to make an all-star team and the second to play in the game itself.

He capped his tremendous season by starting on the mound and earning a no decision in the Angels' game three win over the Boston Red Sox in the ALDS, becoming the fifth Hokie to play in the major league's postseason. He is the only Tech alum to accomplish both feats in the same year.

Saunders pitched for the Hokies from 2000-02, totaling a 27-7 overall record and a 3.43 earned run average. He registered 255 strikeouts and 115 walks in 315 career innings pitched. He left Blacksburg following his junior season after being selected 12th overall by the Angels in 2002.



Joe Saunders



KNAPP GETS PROMOTED TO THE MAJORS


Rick Knapp, a former standout pitcher for Tech in the early '80s, will be the Detroit Tigers' new pitching coach for the 2009 season. Knapp arrived in Detroit after spending the previous 12 seasons as the minor league pitching coordinator for the Minnesota Twins.

Knapp pitched his junior and senior seasons for the Hokies and still holds the season and career records for best won-lost percentage. He went 10-0 in 1982 with a 3.86 ERA and threw five complete games, striking out 68 batters. He followed his undefeated season with a 10-1 campaign in 1983 to finish his Tech career with a .952 winning percentage. He tossed nine complete games in his final season and fanned 59 batters.

Following his collegiate career, Knapp was drafted in the 41st round by the Texas Rangers and spent five seasons in the minor league system before beginning his coaching career.



RIPKEN BEGINS TRADITION WITH BASEBALL NIGHT IN BLACKSBURG



Cal Ripken spoke at the inaugural Baseball Night in Blacksburg in 2008.

Baseball icon Cal Ripken, Jr., was the keynote speaker at the baseball team's fundraising banquet, the inaugural Baseball Night in Blacksburg, in February of 2008. The former Baltimore Orioles legend kicked off an event that included dinner, drinks, silent and live auctions, and served as a way to celebrate Virginia Tech baseball with members of the local community.

By his own request, Ripken arrived early to meet privately with the Hokie players, and he spent valuable time sharing stories with and offering advice to the Tech team.


Hall of Famer Jim Palmer continued the tradition at the event's second go-around in 2009.



Jim Palmer (L)

VT

2009
BASEBALL



Ty
Hohman



Austin
Wates

2009 SCHEDULE

FEBRUARY

SUN	MON	TUE	WED	THU	FRI	SAT
15	16	17	18	19	20 Noon ^ vs. UNC Asheville	21 1 p.m. (DH) at Wofford
22 2 p.m. at USC Upstate	23	24 3 p.m. E. Tennessee State	25 3 p.m. E. Tennessee State	26	27 3 p.m. Bucknell	28 1 p.m. (DH) Bucknell

MARCH

SUN	MON	TUE	WED	THU	FRI	SAT
1 1 p.m. Youngstown State	2	3 3 p.m. Radford	4	5	6 3 p.m. at Duke*	7 2 p.m. at Duke*
8 1 p.m. at Duke*	9 3 p.m. Bryant University	10 3 p.m. at Radford	11	12	13 3 p.m. North Carolina*	14 2 p.m. North Carolina*
15 1 p.m. North Carolina*	16	17 5:30 p.m. VMI	18 5:30 p.m. VMI	19	20 5:30 p.m. Georgia Tech*	21 5:30 p.m. Georgia Tech*
22 1 p.m. Georgia Tech*	23	24 5:30 p.m. USC Upstate	25 5:30 p.m. VCU	26	27 6:30 p.m. at NC State*	28 2 p.m. at NC State*
29 1:30 p.m. at NC State*	30	31 3 p.m. at James Madison				

APRIL

SUN	MON	TUE	WED	THU	FRI	SAT
			1	2	3 5:30 p.m. Wake Forest*	4 1 p.m. Wake Forest*
5 1 p.m. Wake Forest*	6	7 5:30 p.m. Gardner-Webb	8 5:30 p.m. James Madison	9	10 7 p.m. at Maryland*	11 4 p.m. at Maryland*
12 1 p.m. at Maryland*	13	14	15 6 p.m. at High Point	16	17 5:30 p.m. Clemson*	18 5:30 p.m. Clemson*
19 1 p.m. Clemson*	20	21 5:30 p.m. William & Mary	22 3 p.m. at Liberty	23	24 7 p.m. at Miami*	25 7 p.m. at Miami*
26 1 p.m. at Miami*	27	28 5:30 p.m. High Point	29	30		

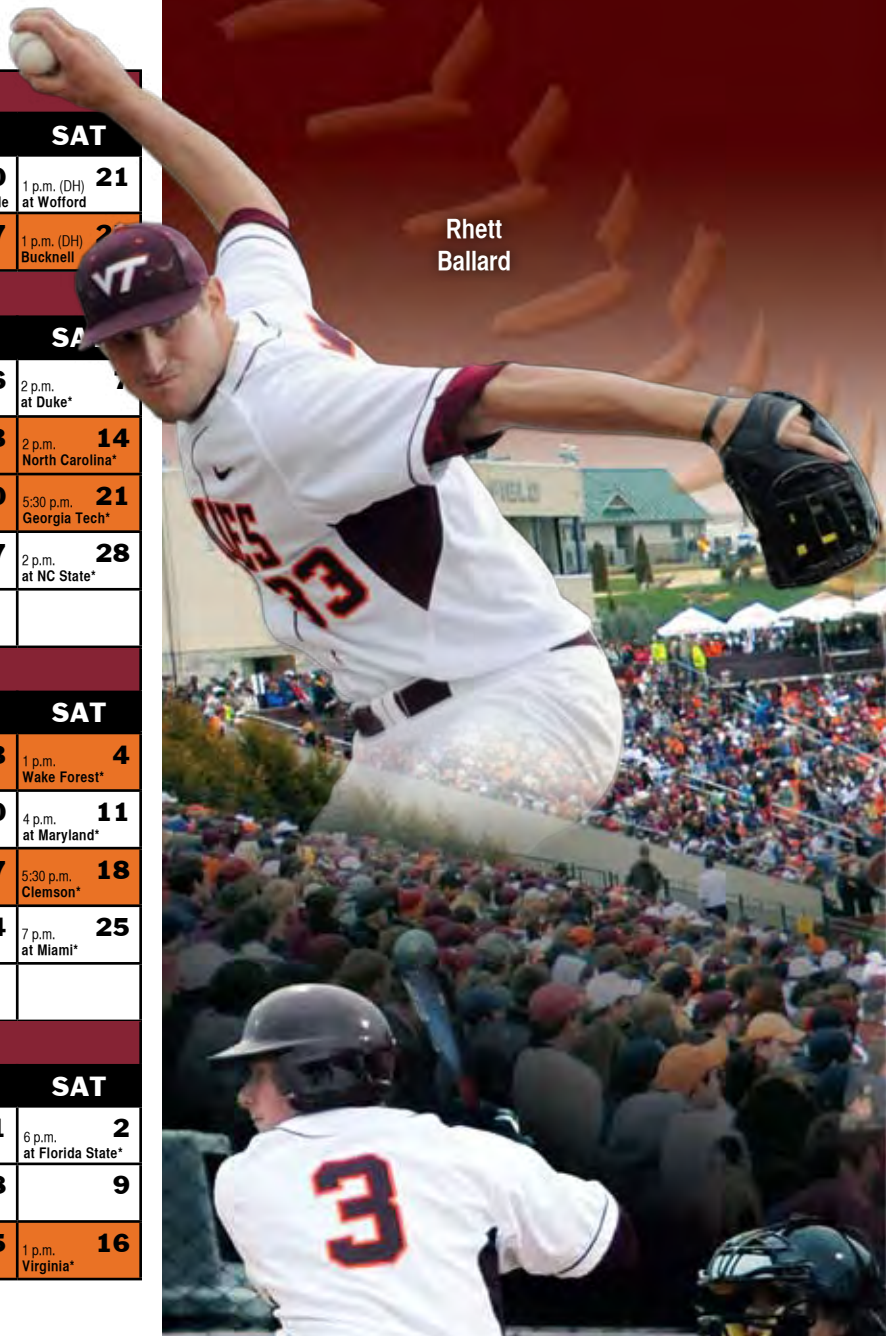
MAY

SUN	MON	TUE	WED	THU	FRI	SAT
					1 6 p.m. at Florida State*	2 6 p.m. at Florida State*
3 1 p.m. at Florida State*	4	5 7 p.m. Liberty	6	7	8	9
10 Noon (DH) Delaware St.	11	12	13	14 5:30 p.m. Virginia*	15 5:30 p.m. Virginia*	16 1 p.m. Virginia*

 Home Games
 English Field

 Away/neutral games

 * ACC games ^ in Spartanburg, S.C.
 ACC Championships - May 20-24 - Durham, N.C.



Rhett Ballard

Sean Ryan

ACC

ATLANTIC COAST CONFERENCE