

VIRGINIA TECH

HOKIE BASEBALL 2008



Jose Cueto

Sean O'Brien



This artist's rendering shows renovations that are underway at English Field. When completed, the home of the Hokies will feature a brand new indoor batting facility beyond the left-field foul line, new bullpens and a grass-covered, terraced seating area for fans along the third-base side of the field.

2008 VIRGINIA TECH BASEBALL



Table of Contents

THE 2008 SEASON	
Atlantic Coast Conference	2-3
English Field	4-5
Season Outlook	6-9
THE 2007 SEASON	
In Review	10
Game-by-Game Results	11
Batting/Pitching/Fielding Stats	12
COACHES AND PLAYERS	
Head Coach Pete Hughes	14-15
Associate Head Coach Dave Turgeon	16
Assistant Coach Mike Gambino	17
Support Staff	18
Hokieball	19
2008 Roster/Pronunciations	20
Player Profiles	21-36
FACILITIES AND TEAM SUPPORT	
Academic Support Services	38-39
Athletic Performance	40-41
Athletics Office of Student Life	42
Sports Medicine	43
Athletic Facilities	44-45
VT Athletic Success	46

HISTORY AND RECORD BOOK	
Tech Baseball History	48-51
Tech's Major Leaguers	52-53
Tech's All-Americans	54-55
Conference Honors	56
Year-by-Year W-L, Coaches, Captains	57
Tech vs. All Opponents	58
Year-by-Year Results Since 1947	59-64
NCAA Appearances	64
Batting Records	65
Pitching Records	66
Fielding Records	67
Team Records	68
Top Five	69
Year-by-Year Leaders	70-74
Best Control/Toughest Strikeouts	74
Top Hitters/Batting Averages	75
Coaching Records	75
Special Honors/Hall of Fame	76

THE UNIVERSITY	
What is a Hokie?	77
About Virginia Tech	78-80
University President	79
Blacksburg, Virginia	81
Athletics Director & Administration	82

MEDIA INFORMATION	
Opponent Information/2008 Schedule	84-85
Virginia Tech Media Information	86-87
New York Yankees Exhibition	88



Credits

The 2008 Virginia Tech Baseball Media Guide is a publication of the Tech Athletics Communications Office. Design and layout was done by Allison Jarnagin, with assistance by Anne Panella. Editorial content was supplied by Matt Kovatch, Dave Smith, Torye Hurst, Ed Moore and Liz Crumbley. Photographic assistance was provided by David Knachel of the Tech Athletics Communications staff; Woody Veasey; Michael Kiernan, Rick Griffiths, John McCormick and Jane Talbot of the University Photo Lab; Bill Setliff; David Schofield of Schofield Photographics; Gene Dalton; the photo staff of the *Collegiate Times*; NYY/Ariele Goldman; Angels Baseball; ripkenbaseball.com and Damian Salas.

Printed by Southern Printing Company of Blacksburg, Va.

Virginia Tech does not discriminate against employees, students, or applicants on the basis of age, color, disability, gender, national origin, political affiliation, race, religion, sexual orientation or veteran status. Anyone having questions concerning discrimination should contact the Office for Equal Opportunity at (540) 231-7500.



Virginia Tech's official tribute ribbon logo remembering the victims of the April 16, 2007 tragedy comes from a student-inspired design.

The logo consists of the well known maroon VT athletic logo that symbolizes the innovative and dynamic nature of Virginia Tech, over an orange ribbon that is a recognition of the lives lost on April 16 and is a symbol of the prevailing Hokie spirit.

The tribute ribbon appears as a patch on athletes' jerseys as an inspiration and celebration of the victims' lives and the unforgettable mark they left on the Virginia Tech community, the nation and the world.

Quick Facts

Location: Virginia Tech is located in Blacksburg (pop. 42,000) in scenic southwest Virginia. The campus lies on a plain between the Blue Ridge and Allegheny Mountains, 2,100 feet above sea level.

History: Founded in 1872 as the land-grant university of the state

Enrollment: 28,000

President: Charles Steger

Athletic Director: Jim Weaver

Nickname: Hokies

Colors: Chicago maroon and burnt orange

Conference: Atlantic Coast (fourth year)

Head Baseball Coach: Pete Hughes (Davidson, '90)

-Record at Tech: 23-31 (second year)

-Career Record: 325-242-2 (12th year)

Associate Head Coach: Dave Turgeon (Davidson, '87)

Assistant Coach: Mike Gambino (Boston College, '99)

Volunteer Coach: Tom Mackor (Boston College, '05)

Home Field: English Field (3,000)

-Dimensions: Lines 330'; power alleys 375'; center 400'

2007 Record: 23-31 (11-16 home; 9-14 away; 3-1 neutral)

2007 ACC Record: 7-23 (6th place, Coastal Division)

HOKIES

2008 ACC Baseball 'Tradition of Excellence'

The Tradition

Consistency. It is the mark of true excellence in any endeavor.

However, in today's intercollegiate athletics, competition has become so balanced and so competitive that it is virtually impossible to maintain a high level of consistency.

Yet the Atlantic Coast Conference has defied the odds. Now in its 55th year of competition, the ACC has long enjoyed the reputation as one of the strongest and most competitive intercollegiate conferences in the nation. And that is not mere conjecture, the numbers support it.

Since the league's inception in 1953, ACC schools have captured 106 national championships, including 56 in women's competition and 50 in men's (through fall 2007). In addition, NCAA individual titles have gone to ACC student-athletes 139 times in men's competition and 86 times in women's action.

The Wake Forest Demon Deacons captured the league's first baseball national title in 1954, the inaugural season of ACC baseball. The Miami Hurricanes, who joined the ACC for the 2004-05 campaign, have claimed four national hardball titles (1982, 1985, 1999, 2001) over the past 25 years.

In 2007, the ACC produced another record season as it led all conferences and tied the league record for the second year in a row and third all-time with seven teams participating in the NCAA Tournament. Six of the seven teams (Clemson, Florida State, Miami, North Carolina, NC State and Virginia) returned to the national postseason event, while Wake Forest made an NCAA appearance for the first time since 2003. It marked the fifth time in ACC history that at least six teams received a bid into the national tournament. In addition, the ACC was one of two conferences to have a pair of teams garner a national seed as North Carolina earned the No. 3 overall seed and Florida State was No. 6. Over the last 11 years, the current 12 ACC schools have combined for 72 NCAA Tournament appearances, winning 61 percent of their games (236-152) and taking 17 trips to the College World Series.

The league also received



Virginia Tech AD Jim Weaver and ACC Commissioner John Swofford at the announcement that the Hokies would be joining the ACC.

unprecedented coverage in 2007, as a total of 53 ACC games were televised by various markets, including all 13 contests in the ACC Baseball Tournament for the first time in league history. This year's coverage of the ACC Championship, on a collection of six different television networks, showcased the tournament being played in a round-robin format for the first time ever. North Carolina captured its first championship crown in 18 years and fifth overall, while Wake Forest became only the second No. 8-seeded team to advance to the title game, and the individual session attendance record was shattered three times.

After sending an ACC-record four teams to the College World Series in 2006, North Carolina returned to the CWS as the league's lone representative in 2007. The Tar Heels battled their way back to the CWS championship series for the second-straight year, a feat accomplished only twice in school history, but later succumbed to the defending national champion Oregon State Beavers. In the 61 years of the CWS, the battle between UNC and Oregon State marked only the second back-to-back national championship match-up in the event's history. UNC became the fifth team to post consecutive runner-up finishes in the CWS and was one

of three teams to have made a pair of appearances in the CWS finals since the NCAA went to its current championship format in 2003. The Tar Heels finished the 2007 season with an NCAA-best 57 victories and ranked second in the nation with a combined 111 wins from the past two years. (Rice led with 113.)

For the 16th straight season, the ACC posted a non-conference winning percentage over 60 percent, winning 73 percent of the games played against non-conference opponents in 2007. The ACC recorded 244 wins last season, pushing the conference's record to 3,913-1,560-20 (.714) in non-league play since 1990.

2007 marked just the second year of division play for the ACC, as Florida State won its first Atlantic title and North Carolina repeated as the Coastal winner. The 2007 championship, which was held at The Baseball Grounds of Jacksonville for third straight year, featured a new look as the tournament changed to a round-robin format. North Carolina captured its first championship crown in 18 years and fifth all-time after defeating Wake Forest, only the second No. 8-seeded team to advance to the title game, by a score of 3-2. The individual session attendance mark for the ACC Baseball Championship in 2007 was broken three times and produced the third-best showing in its 34 year history as 59,325 fans attended the five-day affair.

One of the most profound seasons for ACC baseball came in 2006 when the league established several records. It marked the first year of divisional play for the conference, as Clemson claimed the Atlantic Division title, while North Carolina took home the Coastal Division crown. The league combined for a 255-86-1 record, setting an ACC mark for non-conference victories (255) in a single season. The previous record of 249 wins was set back in 2002. Not only did the ACC finish with the most wins (31) and the highest winning percentage (.674) among the 29 other conferences competing in the NCAA postseason in 2006, but the ACC also set a league record for the most teams (4) to make it to the CWS. With a 31-15 record, the ACC posted a winning percentage of .674,

2007 ACC Final Standings

	Conference			Overall		
	W	L	Pct.	W	L	Pct.
COASTAL DIVISION						
North Carolina	21	9	.700	57	16	.781
Virginia	19	9	.679	45	16	.738
Miami	17	13	.567	37	24	.607
Georgia Tech	15	14	.517	32	25	.561
Duke	8	22	.267	29	25	.537
Virginia Tech	7	23	.233	23	31	.426
ATLANTIC DIVISION						
Florida State	24	6	.800	49	13	.790
Clemson	18	12	.600	41	23	.641
NC State	16	14	.533	38	23	.623
Wake Forest	14	16	.467	34	29	.540
Boston College	12	17	.414	24	27	.471
Maryland	7	23	.233	26	30	.464



2006-07 National Championships

Field Hockey	Maryland
Women's Soccer	North Carolina
Women's Tennis	Georgia Tech
Women's Golf	Duke
Men's Track & Field	Florida State

the third-best postseason showing in conference history. In addition, a new tournament attendance record was set at the 2006 ACC Championship as 73,251 fans attended the five-day event in Jacksonville.

The ACC has consistently infused Major League Baseball with talented players. The current 12 ACC schools have had 594 players selected in the MLB Draft since 1994, including 50 first-round picks. In 2007, the ACC set a new mark with 63 student-athletes selected in the Draft after sending a league-best 51 the previous year. The conference also had a trio of student-athletes chosen in the first round, extending the ACC's streak of at least one student-athlete selected in the first round to 16 consecutive years. Clemson led all schools for the second year in a row, as 11 Tigers were picked in the 2007 Draft. The ACC has produced four No. 1 overall picks in North Carolina's B.J. Surhoff in 1985, Florida State's Paul Wilson in 1994, Clemson's Kris Benson in 1996 and Miami's Pat Burrell in 1998.

2006-07 in Review

The 2006-07 academic year concluded with league teams capturing five national team titles and 24 individual NCAA crowns. In all, the ACC has won 39 national team titles over the last 11 years. The ACC has won two or more NCAA titles in 25 of the past 27 years.

A total of 137 ACC teams placed in NCAA post-season competition in 2006-07. League teams compiled a 109-70-7 (.605) mark against non-conference opponents in NCAA championship competition. In addition, the ACC had 181 student-athletes earn first team All-America honors this past year. Overall, the league had 250 first, second or third team All-Americans. In addition, the ACC produced nine national Player of the Year and six national Coach of the Year honorees.

The Championships

The conference will conduct championship competition in 24 sports during the 2007-08 academic

year - 12 for men and 12 for women.

The first ACC championship was held in swimming on February 25, 1954. The conference did not conduct championships in cross country, wrestling or tennis during the first year.

The 12 sports for men include football, cross country, soccer, basketball, swimming, indoor and outdoor track, wrestling, baseball, tennis, golf and lacrosse. Fencing, which was started in 1971, was discontinued in 1981.

Women's sports were initiated in 1977 with the first championship meet being held in tennis at Wake Forest University.

Championships for women are currently conducted in cross country, field hockey, soccer, basketball, swimming, indoor and outdoor track, tennis, golf, lacrosse, softball and rowing.

A History

The Atlantic Coast Conference was founded on May 8, 1953, at the Sedgefield Inn near Greensboro, N.C., with seven charter members - Clemson, Duke, Maryland, North Carolina, North Carolina State, South Carolina and Wake Forest - drawing up the conference by-laws.

The withdrawal of seven schools from the Southern Conference came early on the morning of May 8, 1953, during the Southern Conference's annual spring meeting. On June 14, 1953, the seven members met in Raleigh, N.C., where a set of bylaws was adopted and the name became officially the Atlantic Coast Conference.

Suggestions from fans for the name of the new conference appeared in the region's newspapers prior to the meeting in Raleigh. Some of the names suggested were: Dixie, Mid South, Mid Atlantic, East Coast, Seaboard, Colonial, Tobacco, Blue-Gray, Piedmont, Southern Seven and the Shoreline.

Duke's Eddie Cameron recommended that the name of the conference be the Atlantic Coast Conference, and

the motion was passed unanimously. The meeting concluded with each member institution assessed \$200.00 to pay for conference expenses.


On December 4, 1953, conference officials met again at Sedgefield and officially admitted the University of Virginia as the league's eighth member. The first, and only, withdrawal of a school from the ACC came on June 30, 1971, when the University of South Carolina tendered its resignation.

The ACC operated with seven members until April 3, 1978, when the Georgia Institute of Technology

was admitted. The Atlanta school had withdrawn from the Southeastern Conference in January of 1964.

The ACC expanded to nine members on July 1, 1991, with the addition of Florida State University.

The conference expanded to 11 members on July 1, 2004, with the addition of the University of Miami and Virginia Tech. On October 17, 2003, Boston College accepted an invitation to become the league's 12th member starting July 1, 2005.



Jacksonville to host tournament

May 21-25, 2008

Tickets to the 2008 Atlantic Coast Conference (ACC) Baseball Tournament at the Baseball Grounds of Jacksonville are now on sale.

The 2008 ACC Baseball Championship is scheduled for May 21-25. Over the course of the week, eight schools will compete in round-robin format for the ACC's automatic bid to the NCAA tournament. The top two teams in both the Coastal and Atlantic divisions will qualify for the tournament, along with the next four teams with the best conference winning percentage.

The Jacksonville Sports & Entertainment Board has partnered with the Jacksonville Suns for ticket sales. All ticket sales will be directed through the Suns box office.

To order tickets to the ACC Baseball Tournament, call (904) 358-2846, or visit www.jaxsuns.com or www.coj.net, keyword "sports."

Coming in 2009: Fenway Park!!!

After a four-year stint in Jacksonville, the ACC will take its 2009 conference tournament north to historic Fenway Park in Boston, home of the 2004 and 2007 World Series-champion Red Sox.

ENGLISH FIELD

Scenic English Field continues to provide Virginia Tech with a first-class campus setting for college baseball, day or night. The field, which was officially dedicated during a special ceremony on April 8, 1989, is named for the late E.R. 'Red' English and his wife, Ruth, who provided financial support for construction of the field.

Located at the intersection of Rt. 314 and Duckpond Drive, English Field features 1,033 permanent chair-back seats in its concrete stands. The seats were made possible through a contribution by an anonymous donor. The stands also include easy-access handicapped sections, which are located at the top of the stands on each side of the center section.

One of the most popular features of English Field is "The Hill", a grass-covered bank along the left field line that is in the process of being terraced for improved access and comfortability.

A completely new drainage system was installed during fall 2005, along with a new eight-foot wooden outfield fence and a new net backstop behind the plate. The previous spring, a new scoreboard and message center were added along with additional landscaping and a concrete patio behind the stands.

Prior to the 2004 season, a new lighting system was installed. The Hokies played their first baseball game under the lights in Blacksburg on April 28 of that year, defeating VMI, 8-0.

A permanent press box was completed in January 1997. The two-story building located at the top of the stands behind home plate provides a working area for game operations workers and media, as well as two broadcast booths. It also houses a concession stand and restrooms, and

a brand-new sound system was installed in 2008.

The field, which was constructed by the S. Lewis Lionberger Company, has dimensions of 330 feet down the lines, 375 feet in the power alleys and 400 feet to center field. The natural grass surface is composed of a mixture of rye and bluegrass.

Security fencing was added in January 2003. The landscaping also allows for further expansion of the facilities as needed, as evidenced by the renovations that got underway in early 2008.

E.R. English, a native of Altavista, Va., played as an offensive and defensive guard on Virginia Tech football teams from 1930-33 and graduated from Virginia Tech in 1934. English contributed to Tech athletics for over 50 years and was one of the founders of The Student Aid Association in 1949. He served as president of that organization two of its first three years. English received the most outstanding alumni award at Tech in 1984.

Through a generous gift from alumnus George Sampson, the home team dugout was named for long-time Tech baseball coach G.F. 'Red' Laird during a ceremony on April 12, 1991. Laird recruited and coached Sampson at Tech.

The Hokies opened play at their new home with a 7-2 victory against George Mason University on March 22, 1989, and went on to post a 17-7 home record during their first season in the facility. Tech's 19-year mark at English Field is 309 wins, 152 losses and three ties.

Prior to the opening of English Field, Tech played its home baseball games at Tech Park, where it compiled a 431-122-1 record over 34 seasons.



English Field Facelift To Benefit Both Players and Fans

As a part of Virginia Tech's ongoing commitment to the improvement of its athletics facilities, ground was broken in early January of 2008 on a series of renovations to English Field, the home of the Virginia Tech baseball team.

"Anytime you see a tractor and dirt getting moved around, you know there is an investment," head baseball coach Pete Hughes said of the renovation plans. "And anytime there is an investment, that's progress, because you know your administration believes in your program and they believe there's a place for baseball at Virginia Tech."

Part one of the project is the terracing of the grass-covered hill that runs down the third base/left field line. The hill has long been a favorite of Tech fans who wish to spread out and relax while watching the Hokies, but the hope of the renovation is to make it more comfortable and accessible. The terrace will end up looking much like one would see in an outdoor amphitheatre and will feature a series of steps/seating areas constructed with VERSA-LOK walls and sod-type pads. There will be about seven feet of space between each terrace, so there will still be plenty of room to put blankets down and for children to play. When all is said and done, the terraced hill will be able to comfortably accommodate a minimum capacity of 1,500 people, and it will also feature a walkway through the middle for easy wheelchair access. The terrace is expected to be completed in mid-March of 2008.

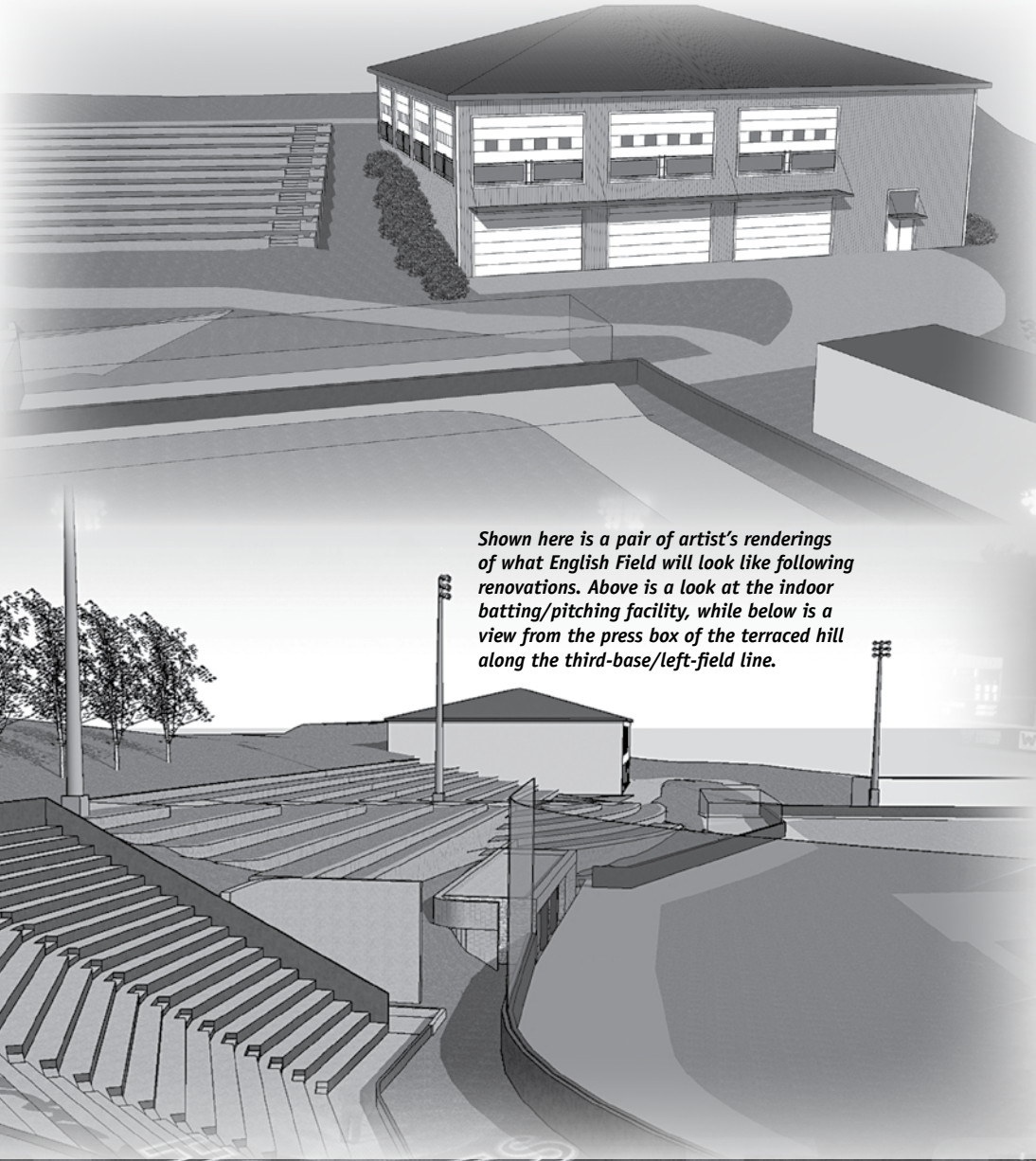
"I think the terracing adds a little class to our facility," Hughes said. "It's going to make English Field a nice, classy venue that appeals to our crowd - families and the student body. It's going to be unique in college baseball to add that much natural grandstand, and I don't know of anyone in the country that has that. I think it will add more excitement and it will make watching games a lot easier and more enjoyable."

Coinciding with the terracing project will be the realignment of the left- and right-field foul-line fences. Both will be cut in tighter to the playing field, significantly reducing the foul territory in the outfield. This change will not only provide a new element to the play on the field, but it

will also allow the terraces to get a little closer to the action, both increasing room for attendance and giving fans a new and unique viewpoint from which to watch the game. This renovation requires the bullpens to be moved in as well, and they will be re-done to make them more permanent.

The final part of the renovation project will be the addition of an indoor batting facility, which will be built along the same line as the terraced hill, but out beyond the left-field fence near Rector Field House. The facility, which is hoped to be complete sometime in the fall, will be 80x100 feet and will be cut into the hill. The top floor of the building, which is where the batting area will be housed, will be level with Rector, and will have steps leading down to the field level. It will include three areas for hitting and two areas for pitching. The bottom level of the building, built into the hill, will be a storage area for field maintenance equipment.

"We'll be able to develop guys much better with the hitting building," Hughes said. "Our guys will have a facility, any time during the day, week or year, they can go to get better at baseball. If you want to play in the ACC at the highest level in the country, you'd better be able to develop guys and give them the options to improve themselves at any time. This building is going to be of great benefit to our program."



Shown here is a pair of artist's renderings of what English Field will look like following renovations. Above is a look at the indoor batting/pitching facility, while below is a view from the press box of the terraced hill along the third-base/left-field line.

Talented Newcomers Combine with Proven Leaders to Give Tech Unprecedented Depth

There are worse things in life than having options, and when the Virginia Tech baseball team takes the field in 2008, that's exactly what they'll have. The Hokies returned nearly every starter in 2007, but that's about all they had, struggling at times to find enough players to eat innings in mid-week games. That won't be a problem this season, however, and second-year head coach Pete Hughes has continuously expressed how excited he is to have the luxury of so many talented and competitive players.

"We're as deep as a college baseball team will ever be," Hughes said. "I'm excited about the young talent and the options we have, especially on the mound. It's the deepest pitching staff I'll ever coach.

"The recruiting class that we just brought in is the best recruiting class that I've ever signed. Once at Boston College, we had 13 kids in one class, and 10 of them got drafted. But this class is better than that one – I promise you that. There are good things coming in the near future for us."

The Hokies enter the season with a roster of 39 players – which may be the largest in the history of the program – and of that group, 21 of them are newcomers, including 14 true freshmen and seven transfers. Tech's success in 2008 will be determined by how quickly the new additions can figure out their roles and adjust to the college game.

"They're talented enough to play," Hughes said. "But sometimes newcomers take a little longer to actually start performing and believing in themselves."

Even if some of them don't round into form in the early going, Hughes believes he has enough talented youngsters – not to mention a solid group of veteran leaders – to fill the void. With large numbers comes competition, and according to Hughes, that's the best thing a young team can have.

"I love the fact that we're so competitive within our program now," Hughes said. "We've got guys fighting for roster spots, travel spots, depth chart spots and rotation spots every day in practice. When you've got that level of competition every day, you'll generally have success."

Nearly half of the roster – 18 players in fact – has the ability to pitch, which gives the Hokies the luxury of going in any number of directions.

"We have so many talented kids that I know we're not going to be locked into a weekend rotation all year long – guys are going to be bumping each other in and out of there," Hughes said. "But that's a good problem to have – it's good when you give the ball to a kid on Tuesday and he's angry because he wants to pitch on Friday or Saturday. He's going to try to prove you wrong, and that's how you get a lot of wins, because those guys are locked in on weekdays."

With all the talk about the new arrivals in Blacksburg, it's important not to forget that the Hokies are returning 18 players from last season, including at least 10 with extensive starting experience. It was that group that helped make Hughes' mindset a reality in the locker room last year, and the same group that will aim to pass that mindset on to the newcomers this year.

"I'm excited for all of our returnees – the guys who have been in the program for three or four years but haven't experienced a whole lot of success – because I really believe that will we have some success this year," Hughes said. "We're all going toward one thing, which is turning this program back into the winning program it was not too long ago. This program has an unbelievable tradition, and we're eager – because we think we have the right individuals and the right mindset right now – to get back to those winning ways."

The Hokies will have a full dugout in 2008, as they welcome 14 true freshmen and seven transfers to the roster.



Sean O'Brien (left) and Jose Cueto (25) will aim to be two of Tech's most productive hitters this season.



Infielders

Because of sheer numbers and the nature of competition, nearly every player in the program knows that they are not guaranteed anything in terms of playing time. This is especially true for the infield, and numerous starting combinations will be given a chance in the early going to show what they've got.

"We're going to let productivity solve a lot of the unanswered questions early on," Hughes said. "The guys who go about their business knowing that they won't start every day, but that don't let that affect their performance

and allow themselves to produce – they will be the ones who probably end up winning a job."

The surest thing of any of the four infield spots is at first base, where Sean O'Brien returns. The redshirt senior has started nearly his whole career at first, while leading the team in hitting during each of his three seasons.

Nothing is set in stone after that, though, as even senior Matt Hacker, a three-year starter at second, is fighting daily to keep a job in the lineup. If he doesn't end up at second, the sure-handed veteran could very well see his time at third. That's because talented freshman Tony Balisteri is a favorite to replace graduated stalwart Warren Schaeffer at shortstop, leaving several others in a logjam for playing time.

The coaches' most pleasant surprise of fall practice was transfer Ty Hohman, an outstanding player who initially redshirted at Texas A&M before playing two seasons at McLennan Community College in Waco, Texas. He has the experience to play second, third or short. Then there is freshman Austin Wates, who Hughes said might be the most talented infielder he's ever recruited in terms of hands, feet and his first step.

A couple of transferred redshirt freshmen, Michael Seaborn from Kentucky and 6-foot-6 Matt Blow from William & Mary, could provide some power hitting if used here. Tech will also have the option of using a pair of guys who redshirted last season, freshman corner infielder Brandon Lower and junior first baseman Travis Willson. Junior Nate Clark has played briefly in the past, but is expected to miss the season while recovering from shoulder surgery.



Outfielders

The situation in the outfield could be just as crowded, as Hughes gets to work with a bunch just as deep as the infield. So deep, in fact, that he's not fretting about losing one of his best newcomers for the season.

"We lost one of our most talented guys for the season in Buddy Sosnoskie," Hughes said. "I thought he was going to be able to hit leadoff for us, but I'm not worried about it because we've got so many other options."

Sosnoskie underwent shoulder surgery in December, so even if he does manage to return in 2008, it would more than likely be as a designated hitter. The Hokies other options, however, leave them in good shape.

The frontrunners heading into play are senior Jose Cueto, junior Sean Ryan and sophomore Steve Bumbry, all of whom took turns starting in multiple outfield spots a season ago. Ryan played well and gained confidence last

Freshman Tony Balisteri has drawn rave reviews at shortstop and will battle for a starting spot.

Outfielder Steve Bumbry has the potential to be a dominant hitter, and will look for a breakout season as a sophomore.

year despite suffering through a nagging hip injury that hindered him for most of the campaign. Now healthy, he should show his talents as an ACC-level defender and someone who can really run.

Bumbry went through some growing pains as a freshman, but coaches are looking for a really big year from him, and he has a chance to be a dominant hitter at the collegiate level. Cueto, meanwhile, has become an outstanding all-around presence, changing his mindset not only on the field, but also academically and in the weight room. He gained valuable experience in the Valley League over the summer, and should be a leader who adds punch to the lineup.

Junior Luke Padgett, the team's fall MVP and one of its primary long-ball threats, should challenge for time in left field simply because his bat needs to be in the lineup. His status for the start of the schedule could be in question, however, due to an eye injury sustained in the preseason.

Junior transfer Clint Reed has the talent to start after arriving with two years under his belt from Virginia Military Institute. Wates is athletic enough to play outfield if he doesn't factor into the infield, and depth will be added by Willson and freshmen Brian Jordan, Matt Shoemaker and Mickey White.

Catchers

The Hokies feature a young group of backstops, but sophomore Anthony Sosnoskie is the clear-cut leader having started 27 games last season as a freshman after walking on to the team.

"He gets better every day," Hughes said of Sosnoskie, who batted .292 with 27 RBIs last year. "Even though he did well as a freshman, he has a completely different body type now as far as strength. He got tired toward the end of the year, but I don't think he'll have that problem this year."

Behind Sosnoskie is a pair of freshmen in Chris Kay and David Rhoads. Both will be very solid backups, but defensively, Kay – the 2007 Georgia class 5A state player of the year – has the advantage. The coaches like his progress, and are leaning toward giving him some time in non-conference games so he can work towards relieving Sosnoskie on the weekends.

In the fall, Rhoads showed that he could play, but he took some time

to bounce back from surgery on his throwing shoulder last summer. Because of that, his arm strength isn't where it needs to be and that's where Kay gets the advantage.

Designated Hitters

There are teams, even in the Major Leagues, where designated hitter is a bit of a weak spot because there simply aren't a lot of options. But as has been established, having options is the theme of this year's team. The DH spot could end up being a strength for the Hokies if only because some quality hitters are bound to lose out in the infield/outfield battles.

"Obviously, we're going to put our most offensive player there, and it's going to be anyone who can give us a boost, because I'm not sure what offensive team is going to show up for us at this point," Hughes said.

If healthy, Padgett would be a logical option, as he has started 33 games at DH in his two seasons, and he showed the ability to provide some power after launching three home runs in the Hokie Fall World Series. Cueto also has some power, and Wates could be used there for his speed on the base paths.

Two other possibilities are Blow, a lefty whose size and power potential make him a suitable option, or Seaborn, who proved to be an offensive sparkplug both at his high school and on his summer league team in 2007.

Pitchers

According to Hughes, when you have a baseball program in transition like he does, the first thing you need to shore up is pitching. What he said in response to the status of his hitters actually might say more about where the Hokies are with their pitching staff.

"Programs that go out and recruit offensive players are in really good shape on the mound, and our next recruiting class or two are going to be geared toward adding some bats here and there."

While said rather indirectly and not in context of the pitching staff, it certainly hints at how excited he is about his collection of arms. He's got 18 of them, but why so many?

"We have the talent to win the mid-week non-conference games, so



Andrew Wells (left) and Anthony Sosnoskie will combine to form a reliable battery for a young pitching staff to look up to.

then the team feels good about itself heading to the weekend," Hughes said. "Also, we have depth so we don't end up losing games in the late innings."

It all starts with redshirt senior Andrew Wells, who returns for a sixth year after being granted a medical waiver by the NCAA for the 2006 season. He's a veteran lefty who will not only be counted on to win games, but also to provide some much-needed leadership.

"It's so great having him come back for a sixth year, both for him personally, and for us to have him around our young pitching staff," Hughes said of Wells. "I was so excited that he got his sixth year for that reason alone - not the fact that he was our most consistent starter last year. I was more excited because we have such a young staff, and now he can show them the lay of the land. He knows what he's been through before and why he had success, and that is good stuff for our kids to hear, especially when you're trying to get them to buy into the program."


Heading into the preseason, the coaching staff had no idea who was going to be throwing on the weekends, and said that wasn't a bad thing. The Hokies have seven legitimate starting candidates, with five or six battling for the three weekend spots.

Josh Wymer, a transfer from Texas Pan-Am where he pitched



Pitcher Rob Whitley is one of the team's most improved players heading into the season.

Transfer Ty Hohman surprised coaches in the fall and could be poised to play an important role in the infield.



for one season, surprised the coaches in the fall and is a solid choice to start some ACC games. The same can be said for 6-foot-5 Jesse Hahn, an outstanding prospect who will be expected to contribute immediately. Hughes said he prefers not to call freshmen weekend starters because freshmen are so unpredictable, but Hahn might be good enough for the job.

The Hokies also have potential starters in freshmen Marc Zecchino and Sean McDermott. Zecchino is a right-hander who excelled during the fall and has the quality stuff needed to win in the ACC, while McDermott is a left-handed strike thrower who is trusted and arguably the staff's best competitor.

Sophomore Rob Whitley showed some potential toward the tail end of 2007, and is one of the most improved players on the team heading into 2008. He will fight for some weekend time, but is certain to at least start some mid-week games. Another mid-week starter nominee is Dave Zappacosta, a left-hander who continues to get better after walking on from the club team last season.

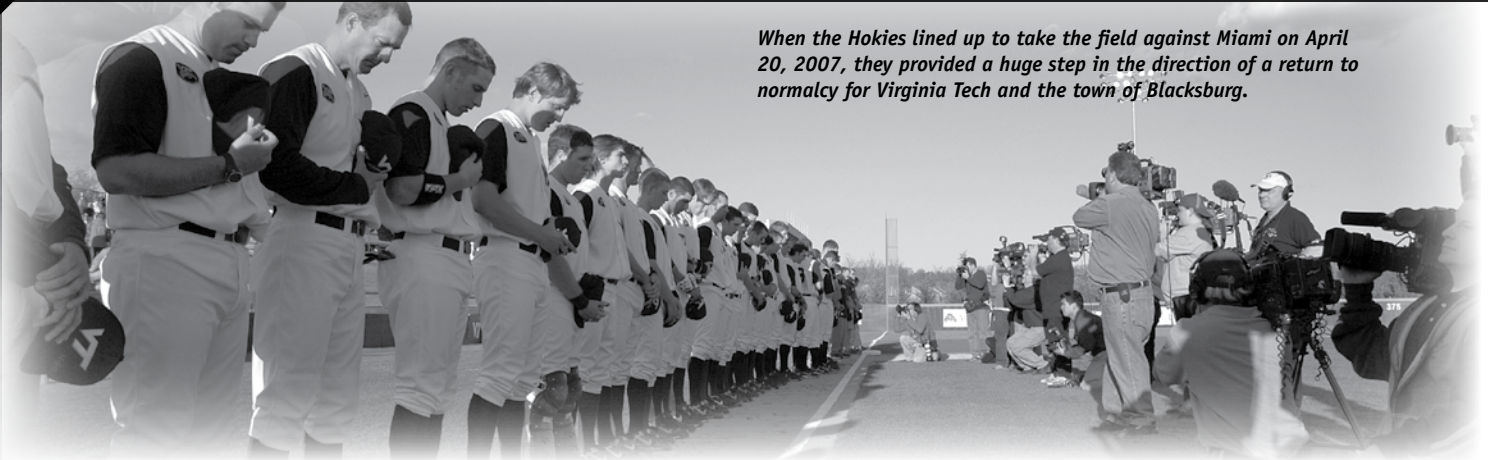
As an unexpected bonus, the Hokies learned that they should have access to senior David Cross at some point in the season. He was expected to be unavailable after having Tommy John surgery last April, but he is already throwing with command after an amazing recovery.

Six-foot-five submariner Rhett Ballard returns as the most experienced man in the bullpen, having set a school record with 34 appearances last season. He served as the closer in the past, but will instead be used as the set-up man this year. The coaches would love to use him every day they can in the seventh and eighth innings, and they might be able to because he is a workhorse who never gets tired.

The closing duties were yet to be determined early in the preseason, but Zecchino and McDermott should be likely candidates if they don't pan out as starters.

The Hokie also have an impressive mix of others to use in relief, including transfers Kyle Cichy and Danny Farris. Cichy redshirted at Western Carolina last season, while the 6-foot-6 Farris got some Division I experience at Pepperdine. Senior Randy Buffington, redshirt sophomore Rob Waskiewicz and redshirt freshman Brandon Fisher return from last year's squad, and Tech also welcomes three other true freshmen in Ben Cornwell, Jake Peeling and Justin Wright.

2007 REVIEW



When the Hokies lined up to take the field against Miami on April 20, 2007, they provided a huge step in the direction of a return to normalcy for Virginia Tech and the town of Blacksburg.

Sure, the 2007 Hokies accomplished some things on the field. They finished with a better record than they did in either of the previous two seasons. They had numerous players finish near the top of the ACC statistical rankings, including Nate Parks and his league-high 39 stolen bases. They posted a home victory against No. 4 North Carolina and two road wins against No. 21 Georgia Tech. Sixteen of their losses were decided by three runs or less against a schedule that was ranked as the 11th-toughest in the nation.

But the 2007 season was about more than just wins and losses. It was about the awakening of a once-proud program that had hit a couple of speed bumps, changing the mindset of every player in how they approach their role as a student-athlete, and on one specific occasion, helping a community move forward following one of the worst tragedies in American history.

Following the campus shootings of April 16, the baseball team's game on Friday, April 20 against the Miami Hurricanes served as the first major event on Tech's campus, athletically or otherwise. With throngs of national media on hand to report on the healing process to a highly attentive country, the Hokies and 'Canes took the field to provide the first major step in getting a community back to normalcy. Tech lost a heartbreaker by a score of 11-9, but as former *Hokiesports the Newspaper* columnist Matt Spiers wrote in the April 30 issue, the final score doesn't tell the story:

—The Hokies wore black t-shirts and socks and donned a nice new patch on their right shoulders paying tribute to the events of April 16. A record crowd was in attendance - 3,132 on hand to come support the Hokies. A Cheshire moon smiled down out of a clear sky. Just days after a Nor'easter blew through Blacksburg, bringing gusts up to 60 miles per hour, the air was so still and calm that the smoke from a cookout at the Johnson-Miller Track Complex just next door settled over center field like a ghostly vapor.

It was a night where it seemed like magic was in the air, and on the game's final swing of the bat, it seemed as though that magic was going to come through and that a campus that so desperately deserved to have something good happen to it was about to receive just that - something good.

But Miami left fielder Nick Freitas proved that "deserve" is a tricky thing.

Down 11-8 in the bottom of the ninth, third baseman Bryan Thomas drove in Nate Parks with two outs, which brought the tying run to the plate in the form of shortstop Warren Schaeffer. On a 1-0 pitch, Schaeffer launched a ball deep into left. From the press box, it looked like a no-doubter. The crowd rose and roared in anticipation of the tie game, but all the while, Freitas, who was just inserted into left field that inning, drifted back to the wall. As the ball descended, he leapt and reached back over the wall, gloving the ball, ending the game, and crushing the Hokie faithful.

After a more than a few seconds of stunned disbelief, though, the crowd rose again and gave their Hokies a well-earned standing ovation.

"It was a badge of honor for us to play for a community and for a university to start feeling normal again," Tech head coach Pete Hughes said after the game. "We won before we got to the field today. The scoreboard was insignificant."--

While that game may be what is most remembered by much of the Hokie Nation when it thinks back to 2007, the other things that were achieved throughout the season – the behind-the-scenes things – could be the driving force behind what people eventually remember when they think back in seasons to come.

It all started when Hughes and his staff arrived in June of 2006, and they

immediately took inventory of their roster.

"The first thing I looked at were GPAs," Hughes said. "The highest GPA? Warren Schaeffer. Then I met with the strength coach, and [Schaeffer] grades out higher than anybody in strength and conditioning. Then I go show up at our first practice, and there's one guy going at a different pace – it's Schaeffer. They all correlate.

"Our challenge the first year was to make our guys believe in that. You should go about your business the same way no matter what you're doing. Academics, weight lifting, running, conditioning, helping the community – it all relates. So our guys are accountable now, and they take pride in it. This place is as competitive an academic atmosphere as any place I've ever been associated with. I tell the guys they can't get something for nothing. This degree is going to be worth something, so they've got to work for it."

Once the Hokies believed in what Hughes was preaching, it started to pay dividends on the field. There were no more blowout losses, there were a few wins over top-25 teams, and the team was fighting in nearly every game.

"The kids that were in my dugout at the end of the year – I loved those guys because they evolved into great competitors," Hughes said. "It didn't always show up with wins, but they knew how to work, they went about their business, they became good team players, they respected the game, they prepared themselves and played at the tempo that our coaches expect, and they had expectation levels of winners. As far as changing the mindset of a program, we did that. That stuff is done now – those guys laid the groundwork.

"And you know what? The kids that returned are running our clubhouse now. Every newcomer that came into our clubhouse this year has an expectation level, and it's being demanded to reach those expectations from the kids who were in our program last year. We needed that, where the clubhouse runs the team. And when you have a clubhouse running your team, that's when you've got the winning mindset established, and we're there. Now we've just got to go out and play, but we accomplished a lot last year."



Shortstop Warren Schaeffer graduated in 2007 along with seven other seniors, but not before laying the groundwork for the future by helping to change the Hokies' mindset and work ethic.

2007 Game-By-Game Results

Record: 23-31

Home: 11-16

Away: 9-14

Neutral: 3-1

ACC: 7-23

Date	Opponent	Score/Result	Tech r-h-e	Opp. r-h-e	Innings	Overall	ACC	Pitcher of record
Feb 15, 2007	at Charlotte	0-11 L	0-7-0	11-16-0	9	0- 1- 0	0- 0- 0	Cross, D (L 0-1)
+ Feb 16, 2007	vs Old Dominion	W 10-3	10-11-2	3-10-4	9	1- 1- 0	0- 0- 0	Fryman, G (W 1-0)
+ Feb 17, 2007	vs Pittsburgh	W 7-3	7-14-3	3-6-0	9	2- 1- 0	0- 0- 0	Wells, A (W 1-0)
+ Feb 18, 2007	at Coastal Carolina	5-6 L	5-8-0	6-13-3	9	2- 2- 0	0- 0- 0	Ballard, R (L 0-1)
Feb 21, 2007	Albany	W 8-2	8-11-1	2-6-1	9	3- 2- 0	0- 0- 0	Redd, A (W 1-0)
^ Feb 23, 2007	at Citadel	W 5-4	5-12-2	4-13-1	(11)	4- 2- 0	0- 0- 0	Ballard, R (W 1-1)
^ Feb 24, 2007	vs UNC Asheville	W 9-6	9-15-1	6-12-0	(10)	5- 2- 0	0- 0- 0	Herald, C (W 1-0)
^ Feb 25, 2007	vs Minnesota	3-7 L	3-6-2	7-8-0	9	5- 3- 0	0- 0- 0	Cross, D (L 0-2)
Mar 02, 2007	North Carolina A&T	3-15 L	3-4-2	15-15-2	9	5- 4- 0	0- 0- 0	Fryman, G (L 1-1)
Mar 03, 2007	North Carolina A&T	W 11-10	11-15-1	10-15-0	9	6- 4- 0	0- 0- 0	Ballard, R (W 2-1)
Mar 04, 2007	North Carolina A&T	W 5-2	5-7-1	2-3-1	9	7- 4- 0	0- 0- 0	Cross, D (W 1-2)
Mar 06, 2007	at VCU	4-9 L	4-5-5	9-10-0	9	7- 5- 0	0- 0- 0	Herald, C (L 1-1)
Mar 07, 2007	at Richmond	W 4-2	4-9-2	2-5-0	9	8- 5- 0	0- 0- 0	Canova, J (W 1-0)
* Mar 09, 2007	at #21 Georgia Tech	W 5-3	5-9-2	3-8-2	9	9- 5- 0	1- 0- 0	Fryman, G (W 2-1)
* Mar 10, 2007	at #21 Georgia Tech	4-19 L	4-10-2	19-15-2	9	9- 6- 0	1- 1- 0	Wells, A (L 1-1)
* Mar 11, 2007	at #21 Georgia Tech	W 5-4	5-14-2	4-5-1	9	10- 6- 0	2- 1- 0	Ballard, R (W 3-1)
Mar 13, 2007	at Liberty	W 8-2	8-13-0	2-4-2	9	11- 6- 0	2- 1- 0	Frederickson (W 1-0)
Mar 14, 2007	Marist	W 14-8	14-14-3	8-15-3	9	12- 6- 0	2- 1- 0	Redd, A (W 2-0)
* Mar 17, 2007	at NC State	8-12 L	8-17-1	12-11-3	9	12- 7- 0	2- 2- 0	Fryman, G (L 2-2)
* Mar 17, 2007	at NC State	2-5 L	2-8-1	5-7-2	9	12- 8- 0	2- 3- 0	Stoehr, S (L 0-1)
* Mar 18, 2007	at NC State	W 6-4	6-12-0	4-10-3	(11)	13- 8- 0	3- 3- 0	Ballard, R (W 4-1)
Mar 21, 2007	Longwood	W 5-0	5-7-1	0-2-3	9	14- 8- 0	3- 3- 0	Frederickson (W 2-0)
* Mar 23, 2007	#4 North Carolina	4-15 L	4-11-0	15-19-0	9	14- 9- 0	3- 4- 0	Fryman, G (L 2-3)
* Mar 24, 2007	#4 North Carolina	W 6-3	6-10-3	3-6-1	9	15- 9- 0	4- 4- 0	Wells, A (W 2-1)
* Mar 25, 2007	#4 North Carolina	1-13 L	1-5-2	13-17-1	9	15-10- 0	4- 5- 0	Redd, A (L 2-1)
Mar 27, 2007	at James Madison	6-8 L	6-13-0	8-9-0	9	15-11- 0	4- 5- 0	Ballard, R (L 4-2)
* Mar 30, 2007	#5 Virginia	1-3 L	1-7-0	3-9-1	9	15-12- 0	4- 6- 0	Fryman, G (L 2-4)
* Mar 31, 2007	#5 Virginia	4-11 L	4-8-3	11-17-1	9	15-13- 0	4- 7- 0	Wells, A (L 2-2)
* Apr 01, 2007	#5 Virginia	5-8 L	5-9-3	8-6-4	9	15-14- 0	4- 8- 0	Redd, A (L 2-2)
Apr 04, 2007	VMI	W 13-6	13-12-0	6-4-5	9	16-14- 0	4- 8- 0	Stoehr, S (W 1-1)
* Apr 06, 2007	#16 Clemson	3-6 L	3-13-2	6-11-0	9	16-15- 0	4- 9- 0	Fryman, G (L 2-5)
* Apr 07, 2007	#16 Clemson	5-8 L	5-10-1	8-10-1	9	16-16- 0	4-10- 0	Wells, A (L 2-3)
* Apr 08, 2007	#16 Clemson	2-5 L	2-5-1	5-9-1	(10)	16-17- 0	4-11- 0	Stoehr, S (L 1-2)
Apr 10, 2007	Richmond	W 12-9	12-11-1	9-9-1	9	17-17- 0	4-11- 0	Ballard, R (W 5-2)
* Apr 13, 2007	at #1 Florida State	1-14 L	1-3-1	14-16-1	9	17-18- 0	4-12- 0	Fryman, G (L 2-6)
* Apr 14, 2007	at #1 Florida State	3-4 L	3-7-2	4-12-1	9	17-19- 0	4-13- 0	Stoehr, S (L 1-3)
* Apr 15, 2007	at #1 Florida State	5-8 L	5-9-3	8-16-2	9	17-20- 0	4-14- 0	Redd, A (L 2-3)
* Apr 20, 2007	Miami	9-11 L	9-8-3	11-13-2	9	17-21- 0	4-15- 0	Redd, A (L 2-4)
* Apr 21, 2007	Miami	3-4 L	3-7-1	4-6-1	9	17-22- 0	4-16- 0	Fryman, G (L 2-7)
* Apr 22, 2007	Miami	5-9 L	5-10-1	9-13-2	9	17-23- 0	4-17- 0	Wells, A (L 2-4)
Apr 24, 2007	James Madison	6-8 L	6-13-1	8-10-2	9	17-24- 0	4-17- 0	Frederickson (L 2-1)
Apr 25, 2007	Radford	W 8-3	8-9-1	3-9-1	9	18-24- 0	4-17- 0	Whitley, R (W 1-0)
* Apr 28, 2007	at Boston College	3-6 L	3-6-1	6-11-0	9	18-25- 0	4-18- 0	Fryman, G (L 2-8)
* Apr 28, 2007	at Boston College	W 6-1	6-12-0	1-6-0	9	19-25- 0	5-18- 0	Wells, A (W 3-4)
* Apr 29, 2007	at Boston College	2-3 L	2-11-0	3-9-0	9	19-26- 0	5-19- 0	Redd, A (L 2-5)
May 01, 2007	Liberty	W 12-9	12-10-0	9-9-7	9	20-26- 0	5-19- 0	Ballard, R (W 6-2)
May 09, 2007	at VMI	W 9-0	9-16-1	0-3-2	9	21-26- 0	5-19- 0	Whitley, R (W 2-0)
* May 11, 2007	at Duke	4-9 L	4-12-3	9-10-4	9	21-27- 0	5-20- 0	Fryman, G (L 2-9)
* May 12, 2007	at Duke	1-7 L	1-4-1	7-9-2	9	21-28- 0	5-21- 0	Whitley, R (L 2-1)
* May 13, 2007	at Duke	W 8-4	8-13-0	4-5-0	9	22-28- 0	6-21- 0	Redd, A (W 3-5)
May 15, 2007	Charlotte	3-9 L	3-7-3	9-13-3	9	22-29- 0	6-21- 0	Whitley, R (L 2-2)
* May 17, 2007	Wake Forest	2-5 L	2-5-0	5-8-0	9	22-30- 0	6-22- 0	Fryman, G (L 2-10)
* May 18, 2007	Wake Forest	W 8-2	8-13-0	2-8-3	9	23-30- 0	7-22- 0	Wells, A (W 4-4)
* May 19, 2007	Wake Forest	8-9 L	8-10-1	9-10-1	9	23-31- 0	7-23- 0	Redd, A (L 3-6)

* Conference game

+ IMIHotels.com INN-vitational, Conway, SC

^ Homewood Suites Shootout, Charleston, SC

() extra inning game

2007 Statistics

Batting

Player	B/Avg	GP-GS	AB	R	H	2B	3B	HR	RBI	TB	SLG%	BB	HBP	SO	GDP	OB%	SF	SH	SB-ATT
Sean O'Brien	.327	54-54	208	44	68	20	2	1	32	95	.457	31	6	28	4	.420	5	2	5-9
Bryan Thomas	.319	53-52	216	28	69	17	0	3	47	95	.440	11	4	33	3	.356	5	3	8-10
Nate Parks	.318	54-54	211	47	67	9	1	3	22	87	.412	29	12	45	1	.427	1	8	39-48
Warren Schaeffer	.292	54-54	209	33	61	12	1	3	33	84	.402	16	4	25	5	.351	2	6	4-13
Jose Cueto	.260	48-48	181	21	47	7	0	4	24	66	.365	16	3	27	2	.328	1	0	5-6
Matt Hacker	.245	52-52	188	36	46	4	4	3	23	67	.356	10	4	33	3	.294	2	5	9-13
Anthony Sosnoskie	.292	37-27	106	17	31	7	0	3	27	47	.443	8	7	21	1	.377	1	1	1-1
Adam Redd	.290	27-23	93	13	27	3	1	0	11	32	.344	9	4	16	2	.367	3	0	2-4
Sean Ryan	.279	43-29	122	16	34	5	1	0	4	41	.336	6	3	25	2	.328	0	3	5-7
Steve Bumbry	.271	45-32	107	19	29	8	2	2	11	47	.439	17	2	35	2	.375	2	1	1-2
Nate Clark	.263	14-3	19	3	5	1	0	0	1	6	.316	1	0	3	0	.300	0	0	0-0
Luke Padgett	.237	32-25	97	8	23	6	0	4	17	41	.423	7	0	28	3	.280	3	0	1-3
Matt Foley	.192	37-33	104	14	20	6	0	2	11	32	.308	19	1	12	1	.323	0	7	2-3
Rhett Ballard	.000	1-0	1	0	0	0	0	0	0	0	.000	0	0	1	0	.000	0	0	0-0
Totals	.283	54-54	1862	299	527	105	12	28	263	740	.397	180	50	332	29	.358	25	36	82-119
Opponents	.287	54-54	1853	357	531	93	11	40	322	766	.413	247	75	373	43	.388	26	40	49-66

LOB - Team (414); Opp (449). **DPs turned** - Team (51); Opp (38). **IBB** - Team (3), Padgett 1, Schaeffer 1, O'Brien 1; Opp (15). **Picked off** - Bumbry 3, Thomas 2, Parks 1, Hacker 1, Ryan 1, Cueto 1, Padgett 1.

Pitching

Player	ERA	W-L	APP	GS	CG	SHO/CBO	SV	IP	H	R	ER	BB	SO	2B	3B	HR	AB	B/Avg	WP	HBP	BK
David Cross	2.89	1-2	6	4	0	0/0	0	28.0	19	15	9	11	35	3	0	2	98	.194	2	2	0
Brett Fox	2.95	0-0	14	0	0	0/0	0	21.1	20	12	7	12	13	5	0	0	77	.260	1	1	0
Adam Redd	4.41	3-6	16	9	1	0/0	1	67.1	75	40	33	32	57	12	0	6	252	.298	4	7	1
Scott Stoehr	4.46	1-3	30	0	0	0/2	2	40.1	39	22	20	18	25	3	0	2	150	.260	1	7	0
Rhett Ballard	4.48	6-2	34	0	0	0/1	1	64.1	51	35	32	27	74	5	2	3	232	.220	5	21	1
Andrew Wells	4.62	4-4	14	13	1	0/1	0	78.0	91	47	40	27	36	17	0	7	318	.286	1	8	0
Dave Zappacosta	6.00	0-0	9	0	0	0/0	0	12.0	12	8	8	7	7	3	1	1	44	.273	2	4	0
Evan Frederickson	6.35	2-1	9	8	0	0/1	0	34.0	20	26	24	45	47	4	0	5	115	.174	18	3	3
Greg Fryman	7.71	2-10	13	13	2	0/0	0	81.2	120	74	70	35	40	24	2	10	338	.355	5	8	1
Josh Canova	9.60	1-0	16	0	0	0/0	0	15.0	24	20	16	12	8	4	1	4	64	.375	2	4	0
Rob Whitley	11.14	2-2	10	6	0	0/1	0	26.2	46	36	33	11	25	11	4	0	125	.368	2	5	0
Randy Buffington	13.50	0-0	7	0	0	0/0	0	5.1	3	9	8	7	5	0	0	0	18	.167	5	3	0
Casey Herald	24.92	1-1	3	1	0	0/0	0	4.1	11	13	12	3	1	2	1	0	22	.500	1	2	0
Totals	5.85	23-31	54	54	4	2/2	4	478.1	531	357	311	247	373	93	11	40	1853	.287	49	75	6
Opponents	4.57	31-23	54	54	2	1/1	12	480.0	527	299	244	180	332	105	12	28	1862	.283	38	50	5

PB - Team (4), Sosnoskie 2, Foley 2; Opp (11). **Pickoffs** - Team (22), Redd 10, Fryman 4, Foley 4, Wells 1, Stoehr 1, Cross 1, Frederickson 1; Opp (10). **SBA/ATT** - Foley (25-32), Sosnoskie (24-31), Stoehr (8-10), Fryman (6-9), Frederickson (5-8), Ballard (7-8), Wells, (2-6), Redd (3-6), Whitley (5-5), Fox (4-4), Canova (2-3), Cross (3-3), Herald (2-2), Zappacosta (2-2).

Fielding

Player	C	PO	A	E	FLD%	DPs	Player	C	PO	A	E	FLD%	DPs
Sean Ryan	64	60	4	0	1.000	0	Warren Schaeffer	292	102	176	14	.952	38
Nate Clark	21	7	14	0	1.000	3	Steve Bumbry	62	55	4	3	.952	0
Andrew Wells	16	3	13	0	1.000	1	Scott Stoehr	18	3	14	1	.944	3
David Cross	7	1	6	0	1.000	0	Adam Redd	67	33	29	5	.925	3
Brett Fox	4	1	3	0	1.000	1	Greg Fryman	22	5	15	2	.909	2
Rob Whitley	3	1	2	0	1.000	0	Jose Cueto	52	45	2	5	.904	0
Randy Buffington	1	0	1	0	1.000	0	Josh Canova	7	1	5	1	.857	0
Matt Foley	261	236	23	2	.992	1	Luke Padgett	33	14	14	5	.848	0
Nate Parks	117	114	2	1	.991	1	Rhett Ballard	23	4	15	4	.826	0
Anthony Sosnoskie	166	149	14	3	.982	0	Evan Frederickson	7	3	2	2	.714	0
Sean O'Brien	487	444	33	10	.979	46	Casey Herald	2	1	0	1	.500	0
Matt Hacker	253	92	154	7	.972	32	Dave Zappacosta	0	0	0	0	.000	0
Bryan Thomas	148	61	80	7	.953	5	Totals	2133	1435	625	73	.966	51
							Opponents	2120	1440	597	83	.961	38

MEET THE HOKIES



PETE HUGHES



Head Coach

Pete Hughes took over the reigns of the Virginia Tech baseball program in the summer of 2006, following the retirement of Hall of Fame coach Chuck Hartman after 28 years at Tech and 47 years as a head coach. Hughes has earned a reputation for producing results on the field and in the classroom during his 11 years as a head coach on the collegiate level, and just over one year into his Blacksburg tenure, that reputation is proving to be true. The Hokies not only improved their record in 2007, but they also showed a noted increase in team grade point average. Now with a talented group of newcomers in the fold, Hughes aims to take that progress to an even higher level.

"I am pleased and proud that we have been able to attract an outstanding young head coach to follow one of the winningest coaches in NCAA history," said Jim Weaver, Tech director of athletics, when announcing Hughes' arrival. "Pete Hughes is familiar with the Atlantic Coast Conference and knows Virginia Tech, having competed against us in recent years in both the BIG EAST and the ACC. He also knows that we want to be a nationally competitive baseball program. I believe Coach Hughes is the right person for Virginia Tech at this moment in time."

Before arriving at Tech, Hughes, 40, spent the previous eight seasons as the head coach at Boston College, where he compiled a 250-181-2 record. He also was the head coach at Trinity University in Texas for two seasons (1997-98), guiding the Tigers to a 52-30 mark.

Prior to Hughes' arrival, Boston College averaged 13 wins a season over 35 years. During their eight seasons under Hughes, the Eagles averaged 31 wins per year. In 2005, he led BC to a school record 37 wins and his squad was named the Division I New England Baseball Team of the Year.

During his first two seasons at Boston College, Hughes guided his teams to back-to-back single-season school marks for win improvements (nine). He took over a team that finished 17-23-1 during the 1998 season and coached it to a 26-21-1 record in 1999. The following season, the Eagles posted a 35-20 record and made just their second-ever appearance in the BIG EAST Tournament.

Hughes was named BIG EAST, New England and ABCA/Diamond Division I Northeast Region Coach of the Year following the 2000 season. He also earned BIG EAST Conference Coach of the Year honors in 2002 and was the New England Coach of the Year again in 2005. Hughes took the Eagles to the BIG EAST Tournament a total of five times in seven seasons.

In 2006, Boston College posted a 28-25-1 record during its first year of Atlantic Coast Conference competition and finished fourth in the Atlantic Division. Among the Eagles' ACC victories were three wins against the Hokies in Blacksburg, along with two wins versus Georgia Tech and a victory against Clemson, both of which went on to participate in the 2006 NCAA College World Series.

During his tenure at Boston College, 30 BC players were drafted or signed pro contracts and four received All-American honors. Pitcher Chris Lambert was selected in the first round of the Major League Baseball Draft by the St. Louis Cardinals in 2004, becoming the first-ever Boston College player to be selected in the opening round. At least twenty-two of the BC players who were drafted or signed pro contracts during Hughes' eight seasons were undrafted out of high school, a further testament to his commitment to developing and helping players reach their full potential.

Even more impressive was the Eagles' academic success under Hughes. During his eight seasons at Boston College, the baseball program had a 100 percent graduation rate.

At Trinity University (Texas), Hughes inherited a team that had averaged 11

wins per season in each of the previous 17 years. In just two years with the program, Trinity averaged 26 victories and won 63 percent of its games under Hughes, setting the school record for wins (33) and earning a regular season conference championship during his second and final season in 1998.

Hughes began his coaching career at Hamilton College in New York in 1990-91 and found himself torn between football and baseball. During his year at Hamilton, he served as an assistant in football and held the top assistant and recruiting coordinator jobs for baseball. He continued his dual-sport coaching roles in the very same capacities at Northeastern University in Boston from fall 1991 through spring 1996. When he started his stint with the Huskies, he was the youngest full-time assistant coach in the Division I-AA football ranks, but when he left, he was headed to the state of Texas to be a college baseball head coach.

As a player, the Brockton, Mass., native was a four-year standout as a third baseman on the diamond and a four-year starter at quarterback on the gridiron at Davidson College (1986-90). Hughes was captain of the baseball team as a senior in 1990 and graduated that year with a bachelor of arts in sociology/anthropology.

Hughes and his wife Debby have five children, sons Thomas, 11, Hal, 9, Dominic, 7, and PJ, 3, and a daughter Grace, 5.

Hughes' File

PERSONAL:

Born: 1/11/68, Brockton, Mass.

Hometown: Brockton, Mass.

Wife: former Debby DeCou

Children: Thomas, Hal, Dominic, Grace, PJ

EDUCATION:

High School: Boston College High School (1986)

College: Davidson College (1990)

PLAYING EXPERIENCE:

1986-90 Davidson College
(four-year letterman, baseball/football)

COACHING CAREER:

1990-91 Hamilton College
(assistant coach, baseball/football)

1991-96 Northeastern University
(assistant coach, baseball/football)

1996-98 Trinity University (head coach)

1998-06 Boston College (head coach)

2006- Virginia Tech (head coach)

CAREER HEAD COACHING RECORD:

1997	Trinity University	19-19-0
1998	Trinity University	33-11-0
1999	Boston College	26-21-1
2000	Boston College	35-20-0
2001	Boston College	29-22-0
2002	Boston College	30-25-0
2003	Boston College	33-21-0
2004	Boston College	32-27-0
2005	Boston College	37-20-0
2006	Boston College	28-25-1
2007	Virginia Tech	23-31-0
Overall:	325-242-2 (.571)
At VT:	23-31-0 (.426)
At BC:	250-181-2 (.577)
At Trinity:	52-30-0 (.634)

Players who were drafted or signed pro contracts under Hughes:

- 1999 Sean McGowan (Giants)
Jeff Waldron (Red Sox)
- 2000 Steve Langone (Dodgers)
Eric Olson (Yankees)
Mike Gambino (Red Sox)
- 2001 Jed Rogers (Red Sox)
- 2002 Jeff Mackor (Astros)
Mark Sullivan (Rangers)
- 2003 Matt Elfeldt (Red Sox)
- 2004 Chris Lambert (Cardinals)*
Mike Wlodarczyk (Expos)
Jake Marsello (Cubs)
Kevin Shepard (Phillies)
Ryan Morgan (Cubs)
Matt O'Donnell (Astros)
Ryan Leahy (Angels)
- 2005 Mike Wlodarczyk (Devil Rays)
Jason Delaney (Pirates)
Joe Martinez (Giants)
Drew Locke (Dodgers)
Marco Albano (Angels)
- 2006 Matt Meyer (Indians)
Shawn McGill (Phillies)
Ryne Reynoso (Braves)
Kevin Boggan (Giants)
Dave Preziosi (Dodgers)
- 2007 Warren Schaeffer (Rockies)
Joe Ayers (Diamondbacks)
Kevin Boggan (Devil Rays)
Terry Doyle (Dodgers)
Nate Jeanes (Phillies)

* 1st Round



Coach Pete Hughes and his wife Debby with their children (from l-r) Hal, Grace, Thomas, PJ, Dominic.

Pete Hughes On ...

Coaching Philosophy

"My goal is to never get out-competed or out-worked, and to be very aggressive and force the action no matter where we are playing or who we are playing. That's been my style, that's been my MO, and I think kids who have bought into that mindset have reached their potential and then some."

Academics

"As far as evaluating our program from top to bottom, academic performance will always be at the top of my list. We are going to overachieve in the classroom. Without a doubt, performance and effort in the classroom correlates to performance and effort on the baseball field."

Graduating Players

"That's my job. I have a huge responsibility to do that. The only kids I want to coach are kids who are motivated to graduate and are motivated academically. I don't want to coach anybody who has different ideals than that."

Conditioning

"Strength and conditioning is the quickest way for us to have success. It has already started in our program and our kids are already seeing added benefits from what we do strength and conditioning-wise and from the emphasis our staff places on it."

Community Involvement

"I think it's important for kids at this stage to get out of their comfort zone ... to get out and do more than what they are doing in their regular academic and baseball lives. Doing things other than athletic related activities together is healthy for the team and healthy for the individuals. My family and I have raised over \$250,000 for cancer research over the years. There are bigger things out there other than college athletics – and our players need to know that."

Summer Baseball

"Summer baseball is a priority for us. We will always work to get our kids placed in the best leagues in the country so they can develop and become better players. Our guys who want to reach their potential in baseball are going to play summer baseball at the highest levels."

The Right Kid

"I just love high energy, competitive kids who care about being good students and good people. When you find that, then you've got something to work with ... then you look to see if they can play."



DAVE TURGEON



Associate Head Coach

Dave Turgeon enters his second season as the Hokies' associate head coach and pitching coach. He arrived in Blacksburg by way of Duke University, and in addition to several coaching stints in both college and the minor leagues, he also had an extensive playing career that traveled him around the globe.

Turgeon was the first staff member named by head coach Pete Hughes. The two are not strangers, however, as Turgeon coached under Hughes at Boston College, and the two were teammates during their collegiate playing days at Davidson College.

"Dave will be an unbelievable asset in carrying on the winning tradition of Hokie baseball," said Hughes. "In just five years at the college level, he has become one of the most respected recruiters and evaluators in the country. Also, Dave will get the best out of our pitching staff. Instructionally and being able to motivate on a daily basis, he is the best I've ever been around."

Turgeon was the associate head coach and recruiting coordinator at Duke University during the 2006 season. He spent the 2005 and 2004 seasons as the associate head coach/pitching coach at the University of Connecticut and oversaw the pitching staff and recruiting for Hughes at Boston College during the 2002-03 academic year.

While a member of the BC staff, Turgeon worked directly with pitcher Chris Lambert, who was the St. Louis Cardinals' first-round draft pick and the 19th overall selection in 2004. During his tenures at Boston College and UConn, both teams saw their earned run averages drop and they both set records for wins.

Turgeon has an extensive background as both a player and manager in the professional ranks to go with his collegiate coaching experience.

Prior to joining the staff at Boston College, Turgeon enjoyed a 13-year professional playing career – the first five in the field where he advanced to the AA level, and the last eight as a pitcher where he rose to the AAA level. He then managed and coached three years in the Cleveland Indians organization.

From 1987-90, Turgeon was an infielder in the New York Yankees system and played for both Stump Merrill and Buck Showalter. From 1991-1999, he played in Holland (1991), France (1992), Taiwan (1993-96, 1998) and Mexico (1997-99). In 1998, he returned to the United States and played for the Rochester Red Wings, the Baltimore Orioles' Class AAA affiliate.

During his professional playing days, Turgeon was a three-time all-star selection in Taiwan. He also captured 1998 Player of the Year honors with the Reynosa Broncos, a Class AAA team in the Mexican League.

After concluding his playing career, Turgeon served in various coaching capacities with the Indians. He managed the Burlington Indians of the Appalachian League in 2000 and the Mahoning Valley Scrappers of the New York-Penn League the following season. In 2002, Turgeon worked at the Indians' extended spring training in Winter Haven, Fla.

The Groton Conn., native is a 1987 graduate of Davidson College, where he earned a bachelor's degree in history. Turgeon was a three-time All-Southern Conference selection at third base for the Wildcats. He earned all-region honors his senior year, when one of his teammates was freshman Pete Hughes. In 2005, Turgeon was inducted into the Wildcat Hall of Fame, and in 2006, he was inducted into the St. Bernard High School Hall of Fame in Uncasville, Conn.

Turgeon was the third in his family to play professional baseball. His brother, Steve, played in the St. Louis Cardinals organization, while his other brother, Mike, was a minor league player of the year and batting champ with the Chicago Cubs and San Francisco Giants organizations.

Turgeon and his wife, Theresa, have four children; Calli, Allisa, Christian and Francesca.

Turgeon's File

PERSONAL:

Born: 5/15/65, New London, Conn.

Hometown: Groton, Conn.

Wife: Theresa

Children: Calli, Allisa, Christian and Francesca

EDUCATION:

High School: St. Bernard High School (1983)

College: Davidson College (1987)

PLAYING EXPERIENCE:

1984-87	Davidson College
1987-90	New York Yankees system
1991	Holland
1992	France
1993-96	Taiwan
1997	Mexico
1998	Taiwan, Mexico, Rochester Red Wings (Baltimore Orioles AAA)
1999	Mexico

COACHING EXPERIENCE:

2000-2002	Cleveland Indians organization
2000	Burlington Indians (manager)
2001	Mahoning Valley Scrappers (manager)
2002	Cleveland Indians (extended spring training)
2002-03	Boston College (pitching, recruiting)
2004-05	University of Connecticut (associate head coach, pitching)
2006	Duke University (associate head coach, pitching, recruiting)
2007-	Virginia Tech (associate head coach, pitching)

Turgeon's Philosophy On ...

Pitching

"As a staff, we need to go out and pitch with some tempo, and attack hitters. Regardless of the result, we will keep coming and compete. In order for us to compete at the level of the ACC, controlling runners and defending our position will be priorities as well. We will preach 'ACE' – attitude, concentration and effort!"





Assistant Coach

Mike Gambino joined the Virginia Tech staff as an assistant coach in the summer of 2006 not only with playing and coaching accolades on his resumé, but with professional scouting experience as well. Now in his second season in Blacksburg, he serves as the Hokies' recruiting coordinator and works with Tech's infielders and hitters. Much like associate head coach Dave

Turgeon, Gambino has a history with head coach Pete Hughes, having both played and coached for him at Boston College.

"We are very fortunate to have someone with Mike's extensive background on our staff," Hughes said. "We believe his talents as an instructor and as a recruiter/evaluator will be instrumental in carrying on the winning tradition of Hokie baseball. I have had the pleasure of both coaching Mike and working with him. He is loyal, a tremendous worker and a true competitor – all qualities that we need to have in our program to win in the ACC."

Gambino, 30, came to the Hokies from the Detroit Tigers, where he worked as a regional scout. Gambino was an infielder for Hughes at Boston College from 1995 through 2000, earning the team's leadership award as a redshirt sophomore in 1997-98. He was named second-team All-New England and made the BIG EAST Academic team following the 1999 season. In 2000, Gambino collected a school record 78 hits on the way to earning first-team All-Big East, All-New England and All-Northeast Region honors.

Following his collegiate playing career, Gambino spent two seasons as a minor league infielder for the Boston Red Sox. In February 2002, he became a special assistant to the Red Sox Major League staff. In that capacity, he assisted the coaching staff with all on-field activity and aided the scouting department with coordinating the Amateur Draft.

Gambino was a coach for the Lowell Spinners, the Red Sox Short Season-A team in the New York-Penn League, from June-September 2002. He worked with hitters and infielders and coached first base for the Spinners. He also assisted with all game and prospect reports. When the season concluded, the Red Sox sent Gambino to the Major League Baseball Scout Development Program.

In January 2003, Gambino returned to Boston College as a volunteer coach for Hughes. He coordinated the developmental program for hitters and infielders, and also coordinated BC's summer baseball camps.

After two seasons with the Eagles, Gambino moved back to the pro ranks in November 2005 to become an area scout for Detroit, working in the Northeast and Deep South (Alabama, Louisiana and Mississippi).

Gambino, who received a bachelor's degree in English and theology from BC, is a native of Garrison, N.Y.

Gambino's File

PERSONAL:

Born: 7/9/77, Garrison, N.Y.

Hometown: Garrison, N.Y.

EDUCATION:

High School: James I. O'Neill High School (1995)

College: Boston College (1999)

Postgraduate: Boston College (2000)

PLAYING EXPERIENCE:

1995-2000	Boston College
1998	Orleans Cardinals (Cape Cod League)
2000-02	Boston Red Sox system

COACHING EXPERIENCE:

2002	Boston Red Sox (special assistant to major league staff)
2002	Lowell Spinners (hitting, infield, first-base coach)
2003-05	Boston College (volunteer coach)
2007-	Virginia Tech (assistant coach, recruiting coordinator)

SCOUTING EXPERIENCE:

2002	Major League Baseball Scout Development Program
2005-06	Detroit Tigers (Northeast & Deep South)

Gambino's Philosophy On ...

Hitting

"First and foremost, our hitters need to get a good pitch to hit. You can have the best swing in the world, but if you consistently swing at bad pitches and pitches out of the zone, it becomes very hard to have success at the plate.

"After that, my overlying theme is to 'keep it simple.' I don't believe in a 'cookie cutter' approach to hitting – or making every hitter do the exact same thing at the plate. There are a few basic things that all good hitters must do, but there are numerous ways to do them. Our guys have all had some level of success to get here, so let's figure out what it is that they do well and help them stay there. Hitting is all about comfort, and if you manufacture swings, players cannot ever really get comfortable.

"As a team, we'll stress a short, quick and inside approach to the baseball, with good extension through the baseball. We'll focus on our situational hitting – especially our two-strike approach – and getting a good pitch to hit. We will not spend a lot of time trying to rework swings and make all of our guys look the same, as that is counterproductive, in my opinion."

BASEBALL SUPPORT STAFF



**Jimmy
Lawrence**

Athletic Trainer

Athletic trainer Jimmy Lawrence has earned both respect and popularity through his outstanding work with Virginia Tech student-athletes during the past 29 years.

Lawrence, who is certified by the National Trainers Association, began working at Tech in 1979 as a graduate assistant trainer for football, basketball, baseball and wrestling. He was promoted to assistant trainer in 1981 and coordinated the training duties for all men's sports except football for 19 seasons. Lawrence is beginning his 28th season working with Tech baseball.

The Elliston, Va., native served as the trainer for the United States Baseball Federation Junior National Team during the summers of 1987 and 1988. He also accompanied the U.S. Senior National Team to Taiwan for the International Harbor Baseball Tournament during the fall of '88.

Lawrence received his bachelor's degree in health and physical education from Emory & Henry in 1979 and a master's degree in physical education from Tech in 1981. As an undergraduate, he worked for four years as a student trainer. Lawrence is married to Peg Morse.



Nikki Moore
Student Trainer



Ryan Drzewianowski
Student Trainer



**Tom
Mackor**

Volunteer Coach

Tom Mackor, a former infielder at Boston College, is a second-year volunteer coach on Pete Hughes' baseball staff at Virginia Tech. Mackor's duties include working with Tech's outfielders, assisting with the hitters and coordinating the Hokies' camps and clinics. He also coaches first base for the Hokies.

"Having Tom on the staff is like having another full-time coach," Hughes says. "He is a great asset for us. He knows the game and is hungry to be in this business. He was with me for four years as a player at Boston College, and he was the most unselfish player I've ever been around. He's exactly the type of person you want associated with your program."

Mackor, 24, joined the Tech staff in September of 2006 after working one year as an assistant coach at Methuen High School in Massachusetts. He played four seasons for Hughes at BC, where he started 10 of 12 BIG EAST Conference games as a sophomore in 2003 and batted .250. Mackor missed all but seven games of his junior year with a shoulder injury, but returned to action in 2005 and enjoyed his best season with the Eagles, hitting .278.

A 2005 Boston College graduate in communications, Mackor is from Salem, N.H. He was a baseball and football standout at St. John's Prep in the Boston High School Catholic League before enrolling at BC.



Eric Cross
Assistant Equipment
Manager



Marianne Baffi
Secretary




Jason Bowers, CSFM
Sports Turf and Athletic
Fields Manager



James Siebers
Student Manager - Video
Scouting Coordinator



Brian Vines
Student Manager
- Bullpen Catcher



Nick Beauchamp
Student Manager

RECRUITING

One thing that the Virginia Tech coaching staff takes enormous pride in is its recruiting efforts and abilities. The 2008 squad welcomes 21 newcomers as part of the staff's initial signing class, and the roster as a whole represents not only some of the best players in the Commonwealth of Virginia, but many other talented players hailing from 11 other states.



Assistant coach and recruiting coordinator Mike Gambino on his recruiting philosophy:

"The first thing we will do is focus on recruiting the best players in the state of Virginia. This is a state that takes high school baseball very seriously. There are a lot of great players playing in

successful programs for very good coaches, and we will do our best to find and recruit Virginia kids who fit the mold of what we want our team to look like.

"Beyond that, we would like to capitalize on the fact that Virginia Tech has a great reputation nationally – both in terms of the quality of the education and the state of its athletics program. That will allow us to recruit the whole country to find the right players.

"Coach Hughes is great to play for because he expects and demands a lot out of his players (on and off the field) and will do everything in his power to make sure a player works hard, plays hard and competes. He's also very honest and upfront, both with praise and constructive criticism, and his players always know where they stand with him. When you play for him, you know you will get the most out of your ability.

"All of the above helps give us a model for the type of player we want in our program. We look for tough, competitive kids who want to come in and outwork and out-compete everyone, both athletically and academically. We look for kids who we feel will represent this university and its baseball program well in all aspects – on the baseball field, in the classroom and in the community."



Head coach Pete Hughes on his staff's recruiting efforts:

"We needed a big number [of newcomers] this year, and to do that, you have to be a tireless worker on the road recruiting. I think our staff is the best in the country at it. I know that no one is more thorough or works as hard as a staff from the head coach to the second assistant – I know for a fact because I know what's out there.

"How do you win in college baseball? To me, first of all, you have great recruiters. And secondly, you motivate kids every single day in the classroom, the weight room and on the baseball field, whether it's 32 degrees in January, or 82

degrees in Miami. You've got to motivate them every day.

"And how do you become a great recruiter? You do it with work ethic, by being a communicator and by having some integrity – that's important nowadays. And I think we have that, more so than any other staff that I've been around."

THE DUGOUT CLUB

The Virginia Tech Hokies Dugout Club is an organization designed for alumni, friends and fans of the university who have a special interest in Tech baseball.

In the past, the Dugout Club has helped fund facility improvements for the team, such as the renovation of the baseball locker room and the installation of lights at English Field. The efforts and contributions of the Dugout Club are essential in helping to continue and enhance the great baseball tradition at Virginia Tech.

Membership in the Dugout Club requires a minimum yearly donation, with various gifts associated with each level of membership.

For more information on how to join the Dugout Club, log on to www.hokiesports.com/baseball. There you will find membership levels, Dugout Club gifts and tax information, as well as a membership form.

Hokie Baseball thanks you for your support.



CAMPS AND CLINICS

The Virginia Tech baseball coaching staff runs numerous prospect clinics and youth camps throughout the year, offering a fun and upbeat baseball experience that provides instruction in all phases of the game from the current Tech coaching staff as well as current and former Hokie players.

"We do it to promote our program," Tech head coach Pete Hughes said of the camps and clinics. "We've opened up a lot of avenues to the community that weren't there before, and any sport in Hokie Nation begins and ends with community support. That's our lifeline, so the more we can do to get that community support and get people to English Field, it's going to benefit our program, and I think our camps have done that.

"From a recruiting standpoint, when you get to the older age groups, we get kids flying in here from all over the country. You and I both know that once you set foot in Blacksburg and on Virginia Tech's campus, you have a completely different perception than what was in your mind. The more we get people on our campus, whether they're coming for our camp or not, the more they get to see how beautiful and special of a place this is."

HOKIEBALL!

Hokieball is an up-tempo, aggressive style of playing the game of baseball. Not only does it stress the fundamentals of the game, but it also stresses the importance of sportsmanship and hard work, both athletically and academically.



MEET THE 2008 HOKIES

2008 Alphabetical Roster

No.	Name	Cl.	Pos.	B/T	Ht.	Wt.	Hometown	H.S./Other
10	Tony Balisteri	Fr.	SS	R/R	5'11"	171	Lexington, Va.	Rockbridge County
33	Rhett Ballard	r-Jr.	P	R/R	6'5"	235	High Point, N.C.	SW Guilford
23	Matt Blow	r-Fr.	1B/3B	R/R	6'6"	227	Richmond, Va.	Godwin/William & Mary
22	Randy Buffington	Sr.	P	R/R	6'0"	186	Virginia Beach, Va.	Salem
2	Steve Bumbry	So.	OF	L/L	5'10"	185	Cockeysville, Md.	Dulaney
31	Kyle Cichy	r-Fr.	P	R/R	6'1"	169	Vineland, N.J.	St. Augustine/Western Carolina
14	Nate Clark	Jr.	INF	R/R	5'7"	176	Gate City, Va.	Gate City
37	Ben Cornwell	Fr.	P	R/R	6'3"	180	Atlanta, Ga.	Holy Innocents'
15	David Cross	r-Sr.	P	R/R	6'3"	185	Scottsdale, Ariz.	Chaparral/Glendale CC
25	Jose Cueto	Sr.	OF	R/R	6'1"	197	Miami, Fla.	Braddock
41	Danny Farris	So.	P	R/R	6'6"	228	Garden Grove, Calif.	Los Alamitos/Pepperdine
12	Brandon Fisher	r-Fr.	P	R/R	5'10"	170	New Castle, Va.	Craig County
5	Matt Hacker	Sr.	INF	R/R	5'10"	179	Richmond, Va.	Tucker
36	Jesse Hahn	Fr.	P	R/R	6'5"	182	Groton, Conn.	Fitch
11	Ty Hohman	r-Jr.	INF	R/R	6'0"	198	Tomball, Texas	Tomball/McClennan CC
44	Brian Jordan	Fr.	OF	L/L	5'8"	177	Manakin Sabot, Va.	Goochland
40	Chris Kay	Fr.	C	R/R	6'0"	206	Marietta, Ga.	Walton
34	Brandon Lower	r-Fr.	1B/3B	R/R	6'1"	185	Roanoke, Va.	Hidden Valley
38	Sean McDermott	Fr.	P	L/L	6'2"	245	Walpole, Mass.	Walpole
8	Sean O'Brien	r-Sr.	1B	L/L	6'1"	215	Chappaqua, N.Y.	Greeley
9	Luke Padgett	Jr.	UTL	R/R	6'0"	189	Lynchburg, Va.	Rustburg
39	Jake Peeling	Fr.	P	R/R	6'3"	191	Waynesboro, Va.	Waynesboro
7	Klint Reed	Jr.	OF	R/R	5'7"	157	Chesterfield, Va.	Lloyd C. Bird/VMI
42	David Rhoads	Fr.	C	R/R	6'0"	208	Tomball, Texas	Tomball
3	Sean Ryan	Jr.	OF	R/R	5'7"	169	Ashburn, Va.	Stone Bridge
26	Michael Seaborn	r-Fr.	INF	R/R	5'7"	162	Atlanta, Ga.	Lovett/Kentucky
29	Matt Shoemaker	Fr.	UTL	R/R	5'10"	182	Newport News, Va.	Menchville
13	Anthony Sosnoskie	So.	C	R/R	5'11"	192	Front Royal, Va.	Notre Dame Academy
32	Buddy Sosnoskie	Fr.	P/OF	L/L	6'1"	183	Front Royal, Va.	Notre Dame Academy
21	Rob Waskiewicz	r-So.	P	R/R	6'4"	201	Manchester, Md.	Calvert Hall
35	Austin Wates	Fr.	UTL	R/R	6'1"	174	Richmond, Va.	St. Christopher's
20	Andrew Wells	r-Sr.	P	L/L	6'4"	227	Alexandria, Va.	St. Stephen's
30	Mickey White	Fr.	UTL	R/R	6'5"	201	Earlysville, Va.	Albemarle
18	Rob Whitley	So.	P	R/R	5'9"	167	Danville, Va.	George Washington
4	Travis Willson	r-Jr.	UTL	L/L	5'11"	190	Virginia Beach, Va.	Carmel (CA)/Cuesta CC
24	Justin Wright	Fr.	P	L/L	5'9"	171	Chesterfield, Va.	Forest Park
16	Josh Wymer	So.	P	R/R	6'3"	217	Fort Worth, Texas	Fossil Ridge/Texas Pan-Am
28	Dave Zappacosta	r-So.	P	L/L	5'11"	191	Baltimore, Md.	Mt. Saint Joseph
17	Marc Zecchino	Fr.	P	R/R	5'11"	179	Hazlet, N.J.	Raritan

Head Coach: 19 Pete Hughes (Davidson College, '90)

Associate Head Coach: 43 Dave Turgeon (Davidson College, '87)

Assistant Coach: 6 Mike Gambino (Boston College, '99)

Volunteer Coach: 27 Tom Mackor (Boston College, '05)

Athletic Trainer: Jimmy Lawrence (Emory & Henry, '79)

Captains: 5 Matt Hacker

8 Sean O'Brien

20 Andrew Wells

2008 Numerical Roster

- 2 Steve Bumbry
- 3 Sean Ryan
- 4 Travis Willson
- 5 Matt Hacker
- 7 Klint Reed
- 8 Sean O'Brien
- 9 Luke Padgett
- 10 Tony Balisteri
- 11 Ty Hohman
- 12 Brandon Fisher
- 13 Anthony Sosnoskie
- 14 Nate Clark
- 15 David Cross
- 16 Josh Wymer
- 17 Marc Zecchino
- 18 Rob Whitley
- 20 Andrew Wells
- 21 Rob Waskiewicz
- 22 Randy Buffington
- 23 Matt Blow
- 24 Justin Wright
- 25 Jose Cueto
- 26 Michael Seaborn
- 28 Dave Zappacosta
- 29 Matt Shoemaker
- 30 Mickey White
- 31 Kyle Cichy
- 32 Buddy Sosnoskie
- 33 Rhett Ballard
- 34 Brandon Lower
- 35 Austin Wates
- 36 Jesse Hahn
- 37 Ben Cornwell
- 38 Sean McDermott
- 39 Jake Peeling
- 40 Chris Kay
- 41 Danny Farris
- 42 David Rhoads
- 44 Brian Jordan

Pronunciation Guide

Kyle CICHY	SITCH-ee
Jose CUETO	KWAY-toe
Brandon LOWER	rhymes with hour
Anthony, Buddy SOSNOSKIE	suzz-NOSS-key
Dave TURGEON	TUR-jun
Rob WASKIEWICZ	WOSS-kuh-witz
Dave ZAPPACOSTA	ZAP-uh-cost-uh
Marc ZECCHINO	z-KEY-no

Roster Breakdown

By Class

Seniors	6
Juniors	7
Sophomores	7
Freshmen	19

By State

Virginia	21
Georgia	3
Maryland	3
Texas	3
New Jersey	2
Arizona	1
California	1
Connecticut	1
Florida	1
Massachusetts	1
New York	1
North Carolina	1



Tony Balisteri

SS, 5-11, 171, R/R
Freshman
Lexington, Va.

10

A promising freshman whom the coaches have really high expectations for ... Is very athletic ... Coach Hughes has called him "probably one of the top defenders I've ever recruited" ... Will compete for valuable playing time and will be looked upon to be the Hokies' shortstop of the future ... Coaches were really happy with the fall he had.

High School: Played his junior and senior seasons for Coach Paige Owens at Rockbridge County High ... Batted .482 as a senior with five home runs and 22 stolen bases, earning all-district recognition and All-Timesland honors by *The Roanoke Times* ... As a junior for the district champs, regional runners-up and state quarterfinalists, he hit .442 to earn the team's slugger and co-MVP awards in addition to another All-Timesland nod ... Was also selected for the Virginia Commonwealth Games in the summer of 2006 ... Played his freshman and sophomore seasons in New York, earning first-team All-Catholic honors while playing for a team ranked in the top five in the state among small schools.

Personal: Anthony Michael Balisteri III ... Born 12/29/88 in Buffalo, NY... Son of Tony and Michelle Balisteri ... Enrolled in university studies.



Rhett Ballard

P, 6-5, 235, R/R
2VL, r-Junior
High Point, N.C.

33

A strong, durable, athletic pitcher ... Benefited from a change in his pitching delivery prior to the 2007 season ... Switched to a submarine style and made good progress during the season ... Led the team in wins with six ... Set Virginia Tech season records for relief appearances and total appearances with 34 ... Became the first Tech relief pitcher on record to lead the Hokies in strikeouts for a season ... Fanned 74 batters in 64.1 innings ... Had an outstanding fall ... Has a chance to be a dominating pitcher as he feels more comfortable with his new arm slot ... Transferred to Tech from Liberty University in fall 2005 ... Pitched in 19 games for Tech in 2006, including six as a starter.

2006-07: Appeared in a school record 34 games, all in relief ... Went 6-2 with a save and a 4.48 earned run average ... Hit a record 21 batters, but led the team in strikeouts (74) and walked just 27 batters in 64.1 innings ... Pitched in all three games during tournament at Coastal Carolina ... Allowed just one hit and no runs in 3.2 combined innings against ODU and Pitt ... Took a loss against Coastal, allowing three hits and three runs (two earned) in 1.2 innings ... Pitched 2.1 scoreless, hitless innings for a win against The Citadel ... Struck out five in that game ... Picked up a win against North Carolina A&T ... Picked up a save and a win against Georgia Tech ... Allowed three runs in four innings in game three at NC State, but picked up a win in extra innings ... Posted a career-high seven strikeouts ... Pitched two innings with three strikeouts in a win over UNC ... Took a loss at JMU, allowing three runs on three hits in the eighth inning ... Struggled in game three against Virginia, hitting four batters in two innings and giving up four runs ... Struck out three in 1.2 innings against Clemson ... Picked up a win with three scoreless innings against Richmond ... Gave up one earned run during two appearances against Miami ... Worked six innings for a win against Liberty, allowing three runs on two hits ... Allowed just one hit during his last five appearances ... Held opponents to a .220 batting average over the course of the season.

2005-06: Pitched in 19 games ... Made his first collegiate appearance

with a start against West Virginia ... Pitched just 2.1 innings, allowing six hits and four runs in a loss ... Also started at Richmond and worked 4.2 innings without a decision ... Had four strikeouts in that outing ... Started at home against JMU and pitched just 2.1 innings in a no-decision ... Came out of the pen for 1.2 innings against FSU allowing one run on two hits and striking out three batters ... Started and pitched five innings at VCU ... Gave up two runs on six hits ... Did not get a decision ... Pitched 2.2 innings of relief in game three against Boston College ... Pitched a shutout inning of relief at Radford and came back the next night with four innings versus VMI to pick up his first win ... Worked seven innings of relief against Appalachian, allowing just two unearned runs ... Started against Longwood and picked up a win, allowing one run in seven innings ... Pitched 3.1 innings of relief in game three with Duke ... Pitched one shutout inning at Clemson ... Started and picked up a win at home against VCU ... Pitched 5.2 innings ... Suffered a loss in relief against Charlotte ... Worked 4.1 innings of scoreless, hitless relief in second game at Virginia ... Finished with a 3-3 record and 6.22 earned run average.

Liberty: Was redshirted during the 2004-05 school year before transferring to Tech.

High School: Played his senior year at Southwest Guilford ... Had a 1.50 earned run average on the way to all-area and all-conference honors ... Attended Oak Hill Academy in Virginia prior to his senior year ... Was team MVP as a pitcher his junior year ... Played basketball at both schools.

Personal: Rhett Christopher Ballard ... Born 11/13/85 in Greensboro, NC ... Son of Rick and Diane Ballard ... Enrolled in residential property management.

	W-	L	IP	H	R-	ER	ERA	BB	SO	G	S	CG	SHO	SV
2006	3-	3	55.0	70	44-	38	6.22	31	38	19	6	0	0	0
2007	6-	2	64.1	51	35-	32	4.48	27	74	34	0	0	0	1
Career	9-	5	119.1	121	79-	70	5.28	58	112	53	6	0	0	1



Matt Blow

1B/3B, 6-6, 227, R/R
r-Freshman
Richmond, Va.

23

Transferred to Tech from William & Mary, where he didn't see any action as a freshman ... Is a good athlete for his size ... Has a chance to be a really good offensive player ... An above-average hitter who will be looked upon to contribute offensively in a first-base, third-base or DH role ... A very good left-handed bat with power potential ... Is more than adequate at both corner positions in the infield, and is a good addition to a young infield ... Helped Team Maroon to a 4-2 victory in game three of the Hokie Fall World Series with a two-RBI double.

Matt Blow



Blow Continued on next page

Blow *Continued*

William & Mary: Redshirted during the 2007 season in Williamsburg, Va.

High School: Lettered for three years under Coach John Marano at Mills E. Godwin High School ... Made the all-district team three times, as a designated hitter in 2004, a first baseman in 2005 and a utility player in 2006 ... As a senior, hit .350 with three homers and 14 doubles, while recording six saves and a 2-1 record on the mound ... As a junior, batted .342 with four home runs and 12 doubles, while going 3-1 as a pitcher for the 2005 district champions ... Also lettered for three years in basketball as a forward/center ... Other activities included National Honor Society, BETA, Peer Helpers and Key Club.

Personal: Matthew Stephen Blow ... Born 1/22/88 in Alexandria, VA ... Son of Michael and Carol Blow, both of whom went to Tech from 1979-83 ... Enrolled in residential property management.



Randy Buffington

P, 6-0, 186, R/R
3VL, Senior
Virginia Beach, Va.

22

A hard thrower who is trying to work his way back into contention for time on the mound ... Opened last season as the Hokies' closer ... Was sidelined by a fracture in his right elbow after just seven appearances ... Missed the rest of the season while letting the injury heal ... Returned during the fall and worked on correcting control problems ... Provides the staff with experience and a good arm ... His progress during the preseason will go a long way toward determining his role this season.

2006-07: Was limited to seven appearances due to injury ... Struck out all three batters he faced in a ninth-inning appearance against Pittsburgh in tourney at Coastal Carolina ... Retired all three men he faced in ninth inning against Albany ... Failed to convert saves in ninth-inning appearances against The Citadel and UNC Asheville ... Pitched a scoreless inning at Georgia Tech ... Saw brief duty against NC State and UNC before he was sidelined by a stress fracture in the back of his elbow ... Was held out of action the remainder of the season.

2005-06: Appeared in 23 games, all but two in relief ... Pitched the final inning of Tech's second game at Campbell ... Surrendered two runs on a hit and three walks ... Also allowed two runs in a two-inning stint against Towson ... Was outstanding in 2.2 innings of shutout relief at Richmond ... Struck out four men and picked up a win ... Made two relief appearances at Miami ... Worked three innings of relief in home loss to JMU ... Gave up three runs in two appearances against FSU ... Helped Tech hang on for 12-inning win at VCU ... Pitched 2.2 innings of no-hit, scoreless relief ... Tossed three innings of shutout relief at home against Richmond ... Worked a combined five innings out of the pen against Wake Forest and Radford, allowing a total of two hits and two runs but walking seven batters ... Earned his first save in opening Georgia Tech game ... Started against Appalachian, but worked just one-third of an inning after walking three and throwing two wild pitches ... Pitched two shutout innings with three strikeouts at Clemson ... Worked 2.1 scoreless innings versus Liberty with three more Ks ... Started game one versus NC State and suffered his first loss ... Finished with a 1-1 record and 8.38 ERA.


2004-05: Saw action in 16 games, including one start ... Worked 19.2 innings and led the team in saves with three ... Pitched 1.2 innings against Villanova ... Gave up two hits and a run ... Also posted a strikeout and a walk ... Closed the Savannah State win with a scoreless inning ... Worked just one-third inning against High Point giving up two hits and a walk ... Pitched two shutout innings at Maryland for his first save ... Also picked up saves against Liberty and Marshall ... Went just two innings against VMI in first career start ... Pitched 3.2 innings at Duke ... Gave up one earned run or less in 12 of his appearances, but finished with an 0-3 record and 8.69 ERA.

High School: Pitched and played shortstop for four years at Salem High for Coach Pete Zell ... Carried a .365 career batting average ... Was team MVP as a senior ... Struck out 78 batters in 39 innings in 2004 on the way to a 3-3 record ... Racked up six home runs and 27 runs batted in at the plate

... Also collected 12 stolen bases ... Named first-team All-Beach District and first-team All-Tidewater ... Posted a .341 batting average his junior season while registering a 4-1 record on the mound ... Volunteered at Salem Elementary School.

Personal: Charles Randall Buffington II ... Born 3/20/86 in Virginia Beach, VA ... Son of Randy and Kathy Buffington ... Turned an unassisted triple play when he was 6 years old ... Enrolled in residential property management.

	W-	L	IP	H	R-	ER	ERA	BB	SO	G	S	CG	SHO	SV
2005	0-	3	19.2	29	24-	19	8.69	25	15	16	1	0	0	3
2006	1-	1	29.0	25	29-	27	8.38	33	26	23	2	0	0	1
2007	0-	0	5.1	3	9-	8	13.50	7	5	7	0	0	0	0
Career	1-	4	54.0	57	62-	54	9.00	65	46	46	3	0	0	4



Randy Buffington



Steve Bumbry

OF, 5-10, 185, L/L
1VL, Sophomore
Cockeysville, Md.

2

Coaches look for him to be one of the Hokies' best defenders in the outfield ... Picked up some valuable experience last season as a true freshman ... Saw action in 45 games, including 32 as a starter ... Went through some of the typical ups and downs of a young player ... Twelve of his 29 hits went for extra bases, but he also struck out 35 times ... Became a much more disciplined hitter during the fall and got stronger ... His strong, short swing could help earn him a spot somewhere in the middle of the batting order.

2006-07: Played in 45 games ... Started 25 games in left field and seven in right ... Knocked in two runs and threw a runner out at the plate against ODU ... Picked up his first collegiate hit, a single, against Coastal Carolina ... Doubled and scored a run against UNC Asheville ... Homered in a loss to A&T ... Picked up two hits in game three against the Aggies ... Drove in two runs with two hits, including a home run, at Liberty ... Doubled and scored two runs against Marist ... Had two hits, an RBI and his first stolen base in game one at NC State ... Smacked two doubles against Longwood ... Had two hits in each of first two UNC games ... Tripled in game one ... Tweaked a hamstring in game one against UVA and sat out the rest of the series ... Collected a two-run double in second Clemson game ... Walked twice and scored two runs against Richmond ... Had two hits, including a triple, in game two against Miami ... Doubled and scored against JMU and again in game one at BC ... Collected two hits against VMI and again in game one at Duke ... Scored a run in both games ... Batted .271 for the season with

11 runs batted in and 19 scored ... Contributed eight doubles, two triples and a pair of homers.

High School: A three-time All-Metro outfielder for Coach Carl Allender at Dulaney High ... Lettered four years as a varsity player ... Was named the Baltimore County Player of the Year following his senior season ... Was a member of Team Maryland as a junior and senior ... Named team MVP after batting .500, driving in 37 runs and scoring 36 as a senior ... Contributed a county-leading eight home runs, along with six doubles, two triples and 22 stolen bases ... Had a pair of two-home run games and hit for the cycle once ... Stole five bases in a game ... Participated in the Brooks Robinson Senior All-Star Game ... Also picked up team MVP honors his junior year when he hit .434, with 39 RBIs, 33 runs scored, seven homers, 12 doubles and 32 stolen bases ... Carried a .468 batting average as a sophomore ... Knocked in 16 runs and scored 20 ... Added 10 doubles and 32 steals ... Named to the Baltimore County All-Academic team his senior year ... Lettered one season as a WR/CB in football.

Personal: Steven Andrew Bumbry ... Born 4/4/88 in Baltimore, MD ... Son of Carol Clements and Al Bumbry ... His father played 14 seasons as a center fielder for the Baltimore Orioles ... Enrolled in management.

G	AB	R	H	RBI	BAvg	BB	SO	2b	3b	HR	TB	SB-SBA
2007	45	107	19	29	.271	17	35	8	2	2	47	1- 2



Kyle Cichy

P, 6-1, 169, R/R
r-Freshman
Vineland, N.J.

31

Transferred to Tech from Western Carolina, where he didn't see any action as a freshman ... Was a solid hitter in high school, but will add much-needed depth out of the bullpen for the Hokies as a right-handed pitcher ... Has very good stuff, with some arm strength and an above-average slider ... Has a chance to have a solid role on the staff if he stays healthy ... Played briefly for the Herndon Braves of the Cal Ripken, Sr., Collegiate Baseball League in the summer of 2007, striking out 12 batters over 6.2 innings in five appearances.

Western Carolina: Redshirted during the 2007 season in Cullowhee, N.C.

High School: Played shortstop and pitched for three years at St. Augustine Prep ... As a senior, led his school to the New Jersey State Non-Public class A final while being named to the All-Cape Atlantic Conference first team and the Gannett All-State squad ... Batted .492 with eight homers and 32 RBIs in his final season in Vineland ... Had a career game against Sacred Heart, hitting three home runs and driving in six runs, in addition to striking out two batters in the seventh inning to preserve a 13-9 victory.

Personal: Kyle Eric Cichy ... Born 7/5/88 in Vineland, NJ ... Son of Edward and Carol Cichy ... Brother of Joe Cichy, a senior left-handed pitcher at Rowan University ... Enrolled in university studies.



Nate Clark

INF, 5-7, 176, R/R
2VL, Junior
Gate City, Va.

14

A valuable utility infielder who is expected to redshirt this spring ... Injured his right shoulder at Duke late last season ... Underwent surgery and did not participate in fall practice ... Scheduled to resume throwing in February, but is unlikely to be in playing shape until late in the season ... Has good defensive skills ... Puts the ball in play ...

Can play second base, shortstop or third base ... Has the work ethic and dependability that coaches look for.

2006-07: Appeared as a pinch runner against Pittsburgh and scored a run ... Started at third base against UNC Asheville ... Went 2-for-3 at the plate and drew a walk ... Picked up a hit and scored a run at VCU ... Saw brief action at both second and third during the UNC series ... Got some action at shortstop in the VMI game ... Saw action at second base in two of three games at FSU ... Started at second against Radford ... Had two hits, including a double, and drove in a run ... Started at third base in home game against Charlotte ... Injured his shoulder during the Duke series ... Played in 14 games, batting .263.

2005-06: Played in 14 games ... Picked up a pinch-hit single to the opposite field in his first collegiate at bat against Campbell ... Remained in the game at second base ... Saw some action during Tech's loss at Liberty ... Was used as a pinch hitter in the first Miami game but did not reach base ... Saw playing time at JMU, going 0-for-2 at the plate ... Scored as a pinch runner in game three against Boston College ... Had a plate appearance in both the third game at Wake Forest and at Radford, but did not get a hit ... Saw some action at second base in game two against Georgia Tech ... Drew a walk and scored a run in that game ... Worked at second during late innings of game two with Duke ... Saw playing time at second base in game one against NC State and made a plate appearance at home against Charlotte.

High School: Played shortstop for Coach Shannon Carter at Gate City ... A four-year letterman who helped his team to three regional championships ... Named the state Group A player of the year after batting .569 with 47 runs scored and 30 stolen bases his senior year ... Had a .697 on-base percentage ... Picked the *Kingsport Times* Southwest Virginia Player of the Year in 2003 and 2005 ... Selected the *Bristol Herald Courier* Southwest Virginia Player of the Year in 2005 ... A two-time, first-team all-state selection ... Hit over .500 as a sophomore and .398 his junior year ... Helped team to a 65-14 record during his final three seasons.

Personal: Nathan Scott Clark ... Born 9/21/86 in Johnson City, TN ... Son of Michael and Donna Clark ... Enrolled in residential property management.

G	AB	R	H	RBI	BAvg	BB	SO	2b	3b	HR	TB	SB-SBA
2006	14	14	2	1	.071	1	5	0	0	0	1	0- 0
2007	14	19	3	5	.263	1	3	1	0	0	6	0- 0
Career	28	33	5	6	.182	2	8	1	0	0	7	0- 0



Ben Cornwell

P, 6-3, 180, R/R
Freshman
Atlanta, Ga.

37

A right-hander who was named the Georgia State class AA Player of the Year in 2007 ... A strike thrower with an outstanding breaking ball ... Had a very good fall and has a chance to be a really good pitcher ... Has great command of the strike zone with three pitches ... Could possibly have command of a fourth pitch, which is way ahead of schedule for a freshman ... Continues to get better and with strength, could factor into some mid-week games.

High School: Pitched Coach Dylan Deal's Holy Innocents' Episcopal School team to the Georgia class AA state championship in 2007, earning state Player of the Year honors from the Georgia Dugout Club, a division of the Georgia Athletic Coaches Association ... Was an All-Area honorable mention after each of his four seasons, and as a senior, went 9-2 with two saves, a 3.11 ERA and 103 strikeouts in 72 innings pitched ... Held his opponents to a .179 batting average, and his season highlight came in the state semifinal when he tossed a perfect game ... For his four-year career, accumulated a 3.01 ERA and 303 strikeouts in 225.2 innings ... Also lettered for three seasons as a forward/guard in basketball, and was involved with Young Life and the Fellowship of Christian Athletes.

Personal: Benjamin Francis Cornwell ... Born 11/2/88 in Atlanta, GA ... Son of Frank and Libby Cornwell ... Enrolled in business.



David Cross

P, 6-3, 185, R/R
2VL, r-Senior
Scottsdale, Ariz.

15

Was pitching extremely well prior to suffering a season-ending elbow injury last spring ... Had held opponents to a .194 batting average over his first six appearances, striking out 35 batters in 28 innings and posting a 2.89 earned run average ... Underwent surgery in early April and looked to be doubtful for the 2008 season ... Worked hard in his rehab during the summer and fall ... Made amazing progress and was cleared to pitch in January ... Whether or not he will be able to return to his prior form has yet to be determined, but he has the work ethic needed to be successful ... Came to Tech from Glendale (Ariz.) Community College in 2005 and brought all the pitches it takes to be successful ... Gained plenty of experience after starting a team-high 14 games and pitching 79.1 innings in 2006 ... The Hokies are hoping he can return at some point during the season.

2006-07: Pitched in six games before he was sidelined by an arm injury ... Started in four of those games ... Pitched 28 innings, striking out 35 batters and walking just 11 ... Had a 1-2 record and a 2.89 earned run average ... Started and pitched two innings at Charlotte to get some work ... Gave up one run, but was still tagged with the loss ... Started against Coastal Carolina, pitching 4.1 innings and giving up three runs on six hits ... Struck out six in a no-decision ... Pitched five no-hit innings against Minnesota before allowing six runs (only two earned) in the sixth inning ... Allowed a total of seven runs in 6.2 innings in taking the loss ... Entered game three against A&T in the second inning and pitched eight scoreless innings for a win ... Allowed just one hit and three base runners, while striking out a career-high 11 batters ... Pitched 6.1 innings in a no-decision at Georgia Tech, allowing four hits, two earned runs and striking out nine ... Suffered an elbow injury in a brief appearance against Marist and missed starts against NC State and UNC ... After further testing, doctors found a torn ligament in his right elbow ... Underwent surgery and missed the rest of the season.


2005-06: Started all 14 games in which he appeared ... Compiled a 3-8 record and 6.01 earned run average over 79.1 innings ... Started Tech's season opener at Campbell ... Pitched five innings but did not get a decision ... Allowed two runs (one earned) on five hits ... Struck out four batters and walked four ... Also pitched five innings in a loss to UNCW ... Gave up seven hits, four runs (three earned) and struck out five ... Picked up his first win with seven innings against Towson ... Scattered five hits and allowed three runs (one earned) ... Struck out eight and walked five ... Pitched 6.1 innings in a loss to Miami ... Allowed eight hits and six runs (five earned) ... Worked 6.1 innings in loss to FSU ... Gave up seven runs (six earned) on eight hits ... Walked five batters and struck out four ... Pitched five innings allowing five hits and four runs in a no-decision against BC ... Lasted just 2.1 innings at Wake Forest and picked up a loss ... Got his second win with five innings at Radford ... Lost game three against Georgia Tech, giving up four runs (three earned) in six innings ... Posted five strikeouts in that game ... Pitched well at UNC with 7.1 innings ... Allowed just three runs but took the loss when Hokies scored just once ... Went a season-high 7.2 innings in win against Duke ... Allowed just three runs and struck out seven ... Went six innings in loss at Clemson ... Worked 6.2 innings in game two against NC State, but did not get a decision ... Held the 'Pack to four runs ... Took the loss in game two at Virginia.

Junior College: Played one year at Hutchinson (Kan.) Junior College before enrolling at Glendale ... Pitched 81.1 innings for Coach Dave Grant ... Compiled a 3-5 record and 3.43 earned run average ... Struck out 81 batters and walked 33.

High School: Played for Coach Jerry Dawson at Chaparral ... Lettered two seasons as a pitcher ... Helped the team to the Arizona Class 4A Championship as a senior in 2003 ... Team was 32-3 ... Compiled a 5-0 record and 2.04 earned run average ... Worked 37 innings with 30 strikeouts and 13 walks ... Named second-team all-city and all-region ... Was 2-1 on the mound his junior year, pitching a total of 27 innings.

Personal: David John Cross ... Born 8/29/84 in Springfield, IL ... Son of John and Paula Cross ... Enrolled in history.

	W	L	IP	H	R	ER	ERA	BB	SO	G	S	CG	SHO	SV
2006	3	8	79.1	104	61	53	6.01	40	51	14	14	0	0	0
2007	1	2	28.0	19	15	9	2.89	11	35	6	4	0	0	0
Career	4	10	107.1	123	76	62	5.20	51	86	20	18	0	0	0



David Cross



Jose Cueto

OF, 6-1, 197, R/R
3VL, Senior
Miami, Fla.

25

A three-year starter who has seen duty in left and right field ... Finds himself in the middle of a competitive battle for outfield spots this spring ... Coaches are looking for him to supply senior leadership and to be a productive offensive player ... A key to his success will be limiting his strikeouts ... Showed signs of doing that - along with hitting for average and power - during a good summer stint in the Valley League ... Continued to build on that success during fall practice ... Is capable of being one of the Hokies' offensive leaders.

2006-07: Picked up 24 starts in right field, 17 starts in left field and seven starts as the designated hitter ... Batted .260 with 24 runs batted in ... Posted seven doubles and four home runs ... Stole five bases in six attempts ... Had two hits against both ODU and Pitt ... Drove in a pair of runs and scored one against the Panthers ... Scored twice against Coastal ... Picked up two hits against Albany, including a solo homer to center field ... Had a big hand in the win over UNC Asheville with two hits and two runs batted in ... Also threw out a runner at the plate and made a terrific catch in foul territory ... Remained in the game after hitting the wall on that catch, but missed the Minnesota and first A&T games ... Singled, walked twice and scored a run in game three against A&T ... Hit a two-run homer at VCU ... Homered in game two at Georgia Tech ... Beat out a two-out infield single in the bottom of ninth to drive in the tying run in the game three win over GT ... Collected

three hits and scored three runs against Marist ... Homered in that game ... Posted three hits in a win at NC State ... Had two hits in the first UNC game ... Doubled twice and drove in two runs at JMU ... Scored two runs against VMI ... Drove in a run in game one with Clemson ... Had a hit and an RBI in each of the last two games with FSU ... Started all three games against Miami in left field ... Had two hits against both JMU and Radford ... Collected two hits and drove in a run in the game two win at BC ... Also had two hits in game three ... Posted three hits in a win at VMI.

2005-06: Started 50 games in right field ... Batted .265 with 14 doubles, two triples and six home runs ... Drove in 29 runs and scored 31 ... Scored two runs in the second game at Campbell ... Hit his first homer of the season against Wilmington ... Posted a key two-run homer in win against East Carolina ... Was 3-for-3 against Charlotte with two doubles ... Homered twice and drove in four runs in final Towson game ... Had a pair of hits in Tech's opening game at Miami ... Contributed two hits, including a double, during loss at JMU ... Picked up just two hits in three-game series with FSU ... Posted two hits in opener against Boston College, including his fifth homer of the year ... Struggled through a 6-for-37 stretch (.162) ... Then went 11-for-29 (.379) over the next eight games ... Tripled and drove in five runs at Radford ... Had three RBIs and two runs scored in first Georgia Tech game ... Shook off a 1-for-16 slide with a 2-for-3 game against Duke that included three runs scored, two walks, an RBI and a double ... Was 1-for-9 at Clemson ... Then went 8-for-18 (.444) with five RBIs, two doubles, a triple and a home run in a five-game stretch against VCU, Liberty, Campbell and NC State.

2004-05: Got off to a fast start, hitting safely in 15 of his first 17 games ... Registered multiple hits in six of his first nine collegiate games ... Played in 48 games, starting 43 in right field and two as the DH ... Doubled against Villanova in his first collegiate at bat ... Singled and scored in the 10th inning of Tech's 7-5 win at High Point ... Drove in Tech's first-ever run in ACC competition with a sixth-inning single at Maryland ... Had seven hits and seven RBIs during the three-game series ... Went 3-for-5 in the final game with two home runs, a double, five RBIs, four runs scored and a stolen base ... Went 3-for-4 with an RBI, a run and a stolen base at Radford ... Was 2-for-4 with an RBI and a run scored vs. UVa ... Had a two-run triple in JMU game ... Missed some time after hitting a wall at NCSU while attempting a diving catch ... Belted a three-run homer in final Miami game ... Posted three hits and two RBIs in home game against VCU ... Had a team-leading 17 RBIs in ACC games, but batted just .221 in conference games ... Finished with a .275 overall average ... Was second on the team in home runs (5) and runs batted in (30) ... Had a team-leading four sacrifice flies ... Stole six bases in 10 attempts.

High School: Played for Coach Lou Sanchez at G. Holes Braddock High School ... Hit .315 as a senior and earned the team's smartest base runner award ... Batted .438 in his junior season when he led the team in hitting and stolen bases ... Helped his team to the state championship game that season ... Was named MVP of the 2003 Teravella Tournament ... Also gained All-Dade honorable mention recognition ... A member of the National Honor Society.

Personal: Jose Cueto ... Born 10/24/85 in Jersey City, NJ ... Son of Jose and Anna Cueto ... Enrolled in history.

	G	AB	R	H	RBI	BAvg	BB	SO	2b	3b	HR	TB	SB- SBA
2005	48	182	29	50	30	.275	13	34	7	1	5	74	6- 10
2006	51	189	31	50	29	.265	28	47	14	2	6	86	3- 7
2007	48	181	21	47	24	.260	16	27	7	0	4	66	5- 6
Career	147	552	81	147	83	.266	57	108	28	3	15	226	14- 23



Danny Farris

P, 6-6, 228, R/R
Sophomore
Garden Grove, Calif.

41

A tall left-handed pitcher with Division I experience ... Transferred to Tech from Pepperdine, where he had some success last year as

a freshman ... Will add much-needed depth to the bullpen, which is something the Hokies were looking for last year ... Has great upside to both his talent level and to his body ... Is very versatile.

Pepperdine: Spent his freshman year in Malibu, Calif., where he threw 24.2 innings, going 2-1 with 16 strikeouts, 21 walks and a 4.38 earned run average ... Held opponents to a .163 batting average.

High School: In two varsity seasons at Los Alamitos High School for Coach Mark Clabough, went 16-5 with 105 strikeouts and just 30 walks in 122 innings pitched, and was twice named to the All-Sunset League first team ... Went 8-3 as a senior with a 2.80 ERA and 52 K's in 60 innings, earning a spot on the All-Orange County all-star team, the *Los Angeles Times* second team, and the *OC Register* second team ... As a junior, went 8-2 with a 1.70 ERA and 52 K's in 62 innings, and was tabbed the Sunset League Pitcher of the Year ... He threw the first perfect game in school and league history, and was named to the *Los Angeles Times* second team and the *OC Register* first team ... His team won the Sunset League title during his junior year

Personal: Daniel Joseph Farris ... Born 8/21/88 in Los Alamitos, CA ... Son of Mike and Lori Farris ... Enrolled in communications.



Brandon Fisher

P, 5-10, 170, R/R
r-Freshman
New Castle, Va.

12

Focused on his pitching skills last year while taking a redshirt year ... Benefited from fall workouts ... Competes on the mound ... Gives the Hokies some added depth in the bullpen ... His progress during the preseason will help determine his role for 2008.

2006-07: A walk-on who joined the team as a utility infielder and pitcher ... Took a redshirt year and concentrated on pitching.

High School: A four-year varsity performer at Craig County High School for Coach Eddie Helms ... Batted .527 his senior season, belting eight home runs and driving in 20 runs ... Also contributed 27 innings on the mound, compiling a 3-1 record, a 0.77 earned run average and 52 strikeouts ... Was named the Pioneer District Player of the year and earned second-team all-state honors ... Was named All-Timesland by *The Roanoke Times* and gained all-district and all-region recognition ... Picked up second-team all-state honors his junior year after batting .438 and posting a 4-0 mark as a pitcher ... Worked 35.1 innings on the mound with a 1.08 ERA and 56 strikeouts ... Homered eight times ... Was an all-district and all-region performer as a freshman and sophomore ... Contributed four home runs each year, batting .500 with 16 runs batted in as a freshman and .400 with 13 RBIs his sophomore season ... Helped his school to district tournament titles in each of his first three years.

Personal: Brandon Lee Fisher ... Born 8/6/87 ... Son of Aimee Reese and Dallas Fisher, Jr. ... Enrolled in university studies.



Matt Hacker

CAPTAIN

INF, 5-10, 179, R/R
3VL, Senior
Richmond, Va.

5

An experienced player who is expected to provide some much-needed leadership on a young team ... Has held down the starting second base duties for the past three seasons ... Fielded .972 with just seven errors in 2007 and has a career fielding mark of .962 ... Is coming off an outstanding fall ... Spent some time at third base and could end up seeing

Hacker Continued on next page

Hacker *Continued*

action there as a senior ... Led the team in triples and was second in stolen bases last season ... Has been working to cut down on his strikeouts ... Possesses the ability to be a good offensive player ... Showed his versatility by starting at three different positions during Tech's first nine games of the 2005 season ... Coaches look for him to have an outstanding senior year.

2006-07: Started 52 games at second base, fielding .972 with just seven errors ... Batted .245 with 23 runs batted in and 36 runs scored ... Topped the team with four triples ... Also had four doubles and three home runs ... Second on the team in steals with nine in 13 tries ... Picked up two hits against Pitt ... Drove in a pair of runs versus Coastal ... Had a two-hit game against Albany with a run scored ... Tripled and homered in a win over The Citadel ... Also had two runs scored, two RBIs and two stolen bases in that game ... Made a leaping grab of a line drive against UNCA and turned it into a key double play ... Also hit a sacrifice fly that broke a tie in the 10th inning ... Singled, walked twice and scored two runs in game three against A&T ... Had a triple and a double at Liberty ... Drove in two runs against Marist ... Contributed two hits in both game one and game three at NC State ... Tripled in game two against the 'Pack ... Picked up just one hit in 10 trips to the plate against UNC ... Was 1-for-3 in the first Virginia game ... Drove in a run and scored two against VMI ... Had two hits, two RBIs and two steals versus Richmond ... Drove in a run in game two at FSU ... Drove in a pair of runs in the Miami series ... Tripled against JMU ... Was 4-for-10 with three runs scored and two batted in at BC ... Hit a solo homer in game three ... Had two hits, two RBIs and two runs scored in a win over Liberty ... Hit safely in 12 of his last 14 games ... Picked up three hits and scored two runs in the second game with Wake Forest ... Added a solo home run in the final contest against the Deacs.

2005-06: Saw starting time at both second base and shortstop ... Batted .296 with 31 runs driven in and 44 runs scored ... Carried a .960 fielding mark for the season ... Hit a solo home run in the season-opening game at Campbell ... Had a hit and two runs scored in the second game ... Was 3-for-5 with a double and triple in first Towson game ... Picked up another triple in game three with the Tigers ... Posted three hits and scored two runs in win at Richmond ... Doubled, drove in a run and scored a run in second Miami game ... Had two hits, two runs scored and a RBI in home loss to JMU ... Had a big series against No. 1 FSU, going 8-for-12 (.667) with five RBIs ... Had three hits in final game against BC ... Picked up just one hit in the WFU series ... Bounced back with three hits and four RBIs at Radford ... Drove in three runs in win against Georgia Tech ... Hit a home run in game two versus GT ... Scored two runs and drove in one against Marshall ... Had two hits and two RBIs in win over Duke ... Had two hits and a stolen base in game three at Clemson ... Hit a two-run homer and drove in three runs during loss to Campbell ... Drove in a run and scored a run in win over NC State ... Was 3-for-4 with two runs scored in home loss to Charlotte ... Went 5-for-12 during season ending three-game series at Virginia.

2004-05: Started the second game against High Point at shortstop and had eight assists, one shy of the school record for the position ... Had his first two-hit game in the second FSU outing ... Hit his first collegiate home run in the second game against N.C. State ... Had three hits and drove in four runs at VCU ... Had a nine-game hitting streak ended at Richmond ... Was 4-for-4 in a home win against VCU ... Posted a triple, home run and three RBIs in win over Radford ... Had five hits and three RBIs in series at Duke ... Drove in two runs in win over Clemson ... Had two hits, two runs and two RBIs in back-to-back games against William & Mary and Wake Forest ... Posted a three-hit game with a triple in the second game with WFU ... Had 11 hits in his last 31 at bats (.355) ... Finished the season batting .297 overall and .326 in ACC games ... Played in 46 games, with 35 starts at second, five starts at third and two starts at shortstop ... Posted nine doubles, two triples and a pair of home runs ... Drove in 22 runs and scored 30 ... His 20 strikeouts were the fewest among starters ... So were his nine walks ... Was successful on six of seven steal attempts ... Finished with a .950 overall fielding average.

High School: A four-year letterman at shortstop for Coach Will Hicks at John Randolph Tucker High School ... Baseball captain his junior and senior year ... Hit .544 his senior season and posted a .660 on-base percentage ... Drove in 20 runs and stole seven bases ... Won the 2004 VIAAA (Athletic Director's) Central Leadership Award and was named the team MVP ... As a

junior carried a .545 batting average and scored 18 runs ... Contributed 12 RBIs and 10 steals ... Also named to the *Richmond Times Dispatch* All-Metro team twice ... Hit .363 his sophomore season with eight doubles, 21 runs scored and nine steals ... Helped his team to a regional title and a spot in the state championship game in 2002 ... A three-year letterman in football ... Volunteered in the special education department all four years at Tucker ... Won the 2004 Tucker High School Faculty Award.

Personal: Matthew Blake Hacker ... Born 1/5/86 in Temple, TX ... Son of Jim and Pam Hacker ... His dad was an All-American third baseman at Texas A&M University and went on to play in the Atlanta Braves organization ... Enrolled in sociology.

	G	AB	R	H	RBI	BAvg	BB	SO	2b	3b	HR	TB	SB-SBA
2005	46	172	30	51	22	.297	9	20	9	2	2	70	6- 7
2006	53	216	44	64	31	.296	15	35	14	2	3	91	4- 6
2007	52	188	36	46	23	.245	10	33	4	4	3	67	9- 13
Career	151	576	110	161	76	.280	34	88	27	8	8	228	19- 26



Jesse Hahn

P, 6-5, 182, R/R
Freshman
Groton, Conn.

36

An outstanding pitching prospect for both the Hokies and potentially the next level ... A tall right-hander who will be looked upon to pitch on the weekends ... At times, has shown close to four different 'plus' pitches, with command of each ... Has ACC stuff, and will be expected to contribute immediately ... Started game one of the Hokie Fall World Series and threw four shutout innings, scattering just two hits while striking out seven.

High School: Was lights-out in a pair of seasons for Coach Ed Harvey at Fitch High School, where he also played basketball for two years and football for one ... In 40 innings pitched as a senior, went 5-1 with 65 strikeouts and only six walks, tossing one no-hitter and three 1-hitters along the way ... Set a state record (minimum 35 innings pitched) by accumulating a 0.17 earned run average ... Set five other single-season school records, and earned Pitcher of the Year, all-state, all-area and All-Eastern Connecticut Conference honors ... As a junior, went 3-1 with a 0.48 ERA and six walks, while also batting .320 as a hitter ... Helped his team to a state title in 2006 and the ECC title in 2007.

Personal: Jesse Allen Hahn ... Born 7/30/89 in Norwich, CT ... Son of Fred and Kate Hahn ... Enrolled in university studies.



Ty Hohman

INF, 6-0, 198, R/R
r-Junior
Tomball, Texas

11

Transferred to Tech after two seasons at McLennan Community College in Waco, Texas ... Prior to that, spent his freshman year redshirting at Texas A&M ... An experienced, solid hitter who is versatile enough to play all infield positions ... Was Coach Hughes' "most pleasant surprise of the fall," and will compete to win a regular job ... A solid citizen who brings maturity and leadership to the fold ... Spent the summer of 2007 playing in the Texas Collegiate Wood Bat League, hitting .269 with 20 RBIs, 10 bases on balls and one homer.

McLennan C.C.: Played two seasons for Coach Pete Mejia in Waco, Texas ... As a redshirt sophomore, was named to the JUCO All-Star team after hitting .329 with 36 RBIs, four home runs and 20 walks ... Batted .311 with four

home runs as a redshirt freshman.

Texas A&M: Redshirted during the 2005 season while recovering from shoulder surgery.

High School: A three-year letterman for Coach Rick Lynch at Tomball High School, where he played third base and shortstop ... During his senior year, batted .371 with four home runs for the undefeated District 17 champs ... His team that year was ranked tops in the nation for six weeks, and he earned academic all-state honors, as well as a District 17 honorable mention ... As a junior, batted .348 with three homers for the bi-district champs ... Was a member of Mu Alpha Theta and Young Life, and played club soccer for the Houston Texans until his senior year.

Personal: John Tyler Hohman ... Born 8/16/85 in Houston, TX ... Son of Allan and Marianne Hohman ... Enrolled in history ... Went to the same high school as current teammate David Rhoads.



Brian Jordan

OF, 5-8, 177, L/L
Freshman
Manakin Sabot, Va.

44

Arrives at Tech following an outstanding high school career as a two-way player ... Will supply added depth to a competitive outfield situation ... Has the potential to be a solid left-handed hitter ... Is a solid bunter ... Collected two hits in Team Maroon's game-three win during the Hokie Fall World Series.

High School: Lettered for four years for coaches Wes Farkas and Bryan Gordon at class A Goochland High School ... Earned district, region and state player of the year honors after a senior season in which he batted .450 with three homers, 16 RBIs and 28 stolen bases on offense ... Was also 8-2 with a 1.41 ERA and 95 strikeouts in 59.2 innings pitched on the mound ... As a junior, batted .493 with four homers, five doubles, 28 RBIs and 32 steals, while going 8-1 with 81 strikeouts and an ERA of 0.90 as a pitcher ... Was named first team all-district, all-region and all-state as an outfielder in each of his three seasons, and as a pitcher following his senior year ... His team won the district title in 2004, 2006 and 2007, in addition to the region and state titles in 2006. Also lettered for three years in track and four years in football.

Personal: Brian Calvin Jordan ... Born 3/2/89 in Charlotte, NC ... Son of Calvin and Danae Jordan ... Enrolled in marketing.



Chris Kay

C, 6-0, 206, R/R
Freshman
Marietta, Ga.

40

A freshman who was named the Georgia State class 5A Player of the Year in 2007 ... Coaches believe he is going to be a really good player, and is a solid No. 2 catcher behind starter Anthony Sosnoskie ... Will look to get innings mid-week, hopefully progressing enough to where he can spell Sosnoskie on weekends ... A strong player with a chance to be good offensively ... Needs to work on his receiving, but coaches are very happy with his arm strength and transfer ... Had a lot of success at the high school level and is adjusting physically to the pace of college baseball.

High School: A three-year letterman for Coach Shane Amos at Walton High School, where he helped the team to the 2007 class AAAAA state championship ... Was named the class AAAAA state player of the year by the Georgia Dugout Club, a division of the Georgia Athletic Coaches Association, following a senior season in which he batted .439 with eight home runs

and 46 RBIs ... He tallied 18 doubles on the year, giving him Walton's single-season and career records in the category ... He also ranks among the school's top three all-time in hits, RBIs and home runs ... In addition to his state player of the year accolades, was also tabbed the Cobb County Player of the Year and a first-team selection by the *Atlanta Journal-Constitution* ... Hit .395 as a junior with 30 RBIs and four homers, and .340 as a sophomore with 25 RBIs and four round-trippers ... Also played football for two years.

Personal: Christopher William Kay ... Born 9/26/88 in Cincinnati, OH ... Son of Michael and Christina Kay ... Enrolled in marketing.



Chris Kay



Brandon Lower

1B/3B, 6-1, 185, R/R
r-Freshman
Roanoke, Va.

34

A promising young player who is working to adjust after undergoing hip surgery ... Came to Tech in 2006 with a nagging injury ... Managed to piece together a productive fall ... Was later diagnosed with a torn labrum in his hip that required surgery ... Had the surgery in January and sat out the 2007 season ... Worked hard at both corner infield positions when he returned to practice this past fall ... His body is still trying to get used to the pace of practice and playing every day ... Has good power potential and the ability to help the team when he returns to form.

2006-07: Sat out the 2007 season after undergoing hip surgery in January.

High School: Lettered four years at Hidden Valley High as an infielder for coaches Jason Taylor and Scott Anthony ... Was named *The Roanoke Times* Timesland Player of the Year as a senior after batting .407 with five home runs, 26 runs batted in and 19 runs scored ... Carried a slugging percentage of .814 ... Was a three-time first-team all-district and all-region pick ... Also earned honorable mention all-state honors as a senior and played in the Virginia High School All-Star game ... Hit .470 as a junior, driving in 17 runs ... Had 12 doubles and two homers that season and was selected for the Commonwealth Games ... Batted .464 as a sophomore and .327 his freshman

Lower Continued on next page

Lower *Continued*

year ... Contributed a combined 37 RBIs during those two seasons ... Finished with a .414 career batting average and 82 career runs batted in ... Was a four-time pick as team MVP ... Holds school records for hits, home runs and RBIs ... Was a shooting guard on the basketball team in 2005.

Personal: Brandon Bachman Lower ... Born 3/30/88 in Roanoke, VA ... Son of Roy and Susan Lower ... Enrolled in residential property management.



Brandon
Lower



Sean
McDermott



Sean
O'Brien

CAPTAIN

1B, 6-1, 215, L/L
3VL, r-Senior
Chappaqua, N.Y.

8

A veteran player who figures to be a key figure in Tech's 2008 season ... Has led the Hokies in batting during each of his three seasons and will be looked to for continued offensive production this spring ... Possesses the leadership ability to make a big impact on Tech's young team ... Played well in the fall ... Brings a great work ethic to the field every day ... Has a good command of the hitting zone ... Most of his starts have come at first base, but he has also picked up playing time in the outfield ... Tech's top hitter last season with a .327 average ... Led the 2006 team in batting at .317 and drove in 40 runs ... Missed the 2005 season due to a shoulder injury ... Enjoyed an outstanding freshman season in 2004 when he drove in 45 runs and set a Tech modern-day record for a freshman with a .372 batting average ... Led the team in a number of categories that year, earning first-team All-BIG EAST honors and a spot on the Louisville Slugger Freshman All-America team selected by *Collegiate Baseball* ... Was drafted by the Montreal Expos in the 45th round of the 2003 Major League Baseball amateur draft.

2006-07: One of only three players to start every game ... Started 49 games at first base, four at DH and one in left field ... Led the team with a .327 batting average ... Also contributed a team-leading 20 doubles and 31 walks ... Second on the team in runs scored (44) and hits (68) ... Drove in 31 runs ... Went 3-for-3 against ODU with two doubles, two walks, two runs batted in and two runs scored ... Had a hit and scored a run against Pitt ... Contributed a key three-run double in the Albany game ... Doubled and tripled in the win over The Citadel ... Also picked up a pair of hits and an RBI versus UNCA ... Went 3-for-3 with two RBIs, two runs scored and two walks in game two with A&T ... Tripled in a run at VCU ... Started in left field against Richmond ... Was 4-for-4 in a game three win at Georgia Tech ... Was 4-for-6 with three doubles in game one at NC State ... Picked up three walks against Longwood ... Had a hit, an RBI, two walks and two runs scored in the win over UNC ... Doubled at JMU ... Went 3-for-4 in game one against UVa ... Had three hits and three RBIs in the first VMI game ... Was 5-for-11 (.455) with two runs scored and two batted in during the Clemson series ... Picked up two hits and an RBI in game one with FSU ... Had two hits, two runs scored and an RBI in game three with Miami ... Drew three walks against Radford ... Scored three runs at VMI ... Drove in four runs with three doubles during



Sean
McDermott

P, 6-2, 245, L/L
Freshman
Walpole, Mass.

38

A left-handed strike thrower who is a great competitor ... Can throw three pitches for strikes, and has great long-term potential ... Will be expected to provide quality innings either on the weekdays or on the weekends ... Will be trusted immediately and has good enough stuff to win from the get-go.

High School: Lettered all four seasons for Coach Bill Tompkins at Walpole High School, totaling a 25-2 record, 17 saves, 327 strikeouts and an 0.89 ERA ... Holds school records for most career wins, strikeouts and saves ... Went 10-1 as a senior, and was named the Bay State League MVP, the *Daily Transcript* Player of the Year, a Mass all-star, and an All-Scholastic honoree by both *The Boston Globe* and *The Boston Herald* ... Also as a senior, set a school record by fanning 22 batters in one game, and once carried a 59-inning scoreless streak ... Batted .343 while playing first base ... Was a Bay State League all-star as a junior, going 5-1 and hitting .310 ... His team won the 2005 Eastern Massachusetts championship when he was a sophomore, and he went 5-0 with nine saves, a 1.03 ERA and a .372 batting average ... Also lettered for three seasons as a tight end/defensive end in football, earning a Bay State League all-star nod in 2006.

Personal: Sean Bartley McDermott ... Born 5/2/89 in Boston, MA ... Son of Joe and Anne McDermott ... Enrolled in university studies.

a win at Duke ... Collected three doubles and a home run during the team's last two games with Wake Forest ... Batted .350 in ACC games.

2005-06: Started 52 games at first base and one as the DH ... Batted .317 with 40 runs batted in ... Walked 41 times and scored 35 runs ... Went 3-for-5 at the plate at Campbell in his first game back ... Drove in a run with a double ... Had two hits in win at East Carolina ... Drove in four runs on three hits in first Towson game ... Picked up his first home run of the season in that game ... Had two hits in game two of the series and three in game three ... Picked up two hits and two walks in first Miami game ... Drove in two runs during loss at JMU and had a homer and five RBIs in loss to Dukes in Blacksburg ... Drove in two runs during a win at VCU ... Picked up a triple in game two against Boston College ... Posted another triple during a three-hit outing at Radford ... Hit a walk-off solo homer with two outs in bottom of the ninth for a win over Appalachian ... Went 5-for-9 in UNC series with four walks and two RBIs ... Walked three times against Marshall ... Drove in four runs and scored four during Duke series ... Batted .417 (5-12) in those three games ... Drove in two runs in game one at Clemson ... Drove in two runs and scored two in home win against VCU ... Collected three hits against Liberty in Blacksburg ... Hit a walk-off homer on a 3-2 count with two outs in the bottom of ninth to give Tech a 7-6 win over NC State ... Collected four hits in the Virginia series, driving in two runs and scoring three.

2004-05: Missed the entire season after undergoing shoulder surgery in March.

2003-04: Played in 50 games, starting 48 ... Picked up 20 starts in right field, 27 at first base and one as the designated hitter ... Got off to a slow start before hitting a stretch where he hit safely in 16 of 18 games ... Drove in three runs and hit his first collegiate homer at UNC Wilmington ... Also homered and drove in three runs against Towson ... Went 4-for-5 with two homers, three RBIs and four runs scored in a win at Richmond ... Knocked in six runs with four hits during a loss at Virginia ... Went 4-for-4 with a triple and three RBIs against UConn ... Led the team in multiple-RBI games with 13 and was second in multiple-hit games with 19 ... Also topped the Hokies in RBIs (45), home runs (6) and on-base percentage (.471) and was second in walks with 31 ... Struck out just 16 times in 172 at bats.

High School: Earned four letters as a first baseman/outfielder at Greeley High where he played for coaches Jim Bellantoni and Walter Allen ... Won the Section I triple crown his senior year ... Batted .554 with 13 home runs and 48 runs batted in ... Carried a 1.257 slugging average and struck out just four times ... Named all-league and all-section ... Team MVP ... Hit .412 as a junior with four homers and 23 RBIs ... Carried a .441 batting average his sophomore year ... Was team MVP that season after adding eight home runs and 32 runs batted in ... Named all-league both seasons ... Batted .449 for his career with 28 home runs and 118 runs batted in ... Started four years in basketball, scoring over 1,000 points during his career.

Personal: Sean Patrick O'Brien ... Born 12/31/84 in Mt. Kisco, NY ... Son of John and Joan O'Brien ... Enrolled in health and physical education.

	G	AB	R	H	RBI	BAvg	BB	SO	2b	3b	HR	TB	SB- SBA
2004	50	172	38	64	45	.372	31	16	9	1	6	93	4- 4
2006	53	199	35	63	40	.317	41	37	9	2	5	91	1- 4
2007	54	208	44	68	32	.327	31	28	20	2	1	95	5- 9
Career	157	579	117	195	117	.337	103	81	38	5	12	279	10- 17

squad lead in triples with three ... Will be battling for an expanded role this spring.

2006-07: Played a number of roles while seeing action in 32 games ... Started at DH in the opener at Charlotte and collected a hit ... Picked up a single in three trips to the plate against Minnesota ... Started at third in all three North Carolina A&T games ... Had two hits, including a double and his first collegiate home run in game one ... Drove in four runs during the three-game series ... Contributed a two-run, pinch-hit double against Marist ... Picked up a pinch hit in the final game against UNC ... Started in left field against JMU ... Homered in game one against Virginia ... Started at third in game three versus Clemson ... Hit a decisive three-run homer against Richmond ... Started all three FSU games in left field ... Drove in a run in game three ... Was the starting DH during the Miami series ... Doubled as a pinch hitter in game three at BC ... Hit a solo home run at VMI ... Doubled and drove in a run during season finale against Wake Forest ... Ended up with 13 starts at DH, seven at third base and five as the left fielder ... Hit .500 as a pinch hitter (3-for-6) ... Carried an overall .237 batting mark ... Tied for the team lead in homers with four and added six doubles.

2005-06: Played in 36 games ... Picked up 20 starts as the designated hitter ... Added four starts at third base and one at first ... Batted .283 with 10 doubles and three triples ... Walked as a pinch hitter in his only plate appearance at Campbell ... Got his first start as the DH in the third Towson game ... Contributed an RBI-double in three at bats ... Had a game-winning, two-run single in 12th inning at Richmond ... Started at DH against Liberty ... Used as a pinch hitter twice at Miami, but did not reach base ... Tied the third BC game with a pinch-hit double in the bottom of the ninth ... Started as the DH in home game against Richmond but did not pick up a hit ... Started at third base in the last game at Wake Forest and contributed a double ... Was the starting DH at Radford ... Contributed two hits, including a double, and drove in two runs ... Had two hits and scored two runs in second Georgia Tech game ... Posted a triple and double among his three hits in game three of the series ... Added two hits against Appalachian as the DH ... Had a pair of hits and a RBI against UNC, but struck out five times ... Went 3-for-4 against Marshall with three runs scored and two RBIs ... Tripled and doubled in that game ... Was 3-for-3 with three RBIs in win against Duke ... Doubled in a run in final game at Clemson ... Drove in two runs and scored two in home win against VCU ... Had just three hits over the final seven games of the season.

High School: Lettered four years for Coach Barry Godsey at Rustburg High ... Did a little of everything ... Saw action at third base and shortstop, as well as on the mound and in the outfield ... Was the 2005 Seminole District Player of the Year after leading the league in batting average (.456), home runs (6) and runs batted in (26) ... Earned first-team all-area and all-region ... Named second team Group AA all-state ... Was first-team all-district as an infielder his final two seasons and first team as an outfielder as a sophomore ... Led the team in batting as a freshman with a .429 average ... Finished with a career batting average of .387 ... Belted 17 career homers and 27 doubles, driving in a total of 75 runs.

Personal: Luke Anderson Padgett ... Born 8/8/86 in Lynchburg, VA ... Son of Lewis and Darlene Padgett ... Enrolled in residential property management.

	G	AB	R	H	RBI	BAvg	BB	SO	2b	3b	HR	TB	SB- SBA
2006	36	106	16	30	19	.283	7	40	10	3	0	46	0- 0
2007	32	97	8	23	17	.237	7	28	6	0	4	41	1- 3
Career	68	203	24	53	36	.261	14	68	16	3	4	87	1- 3



Luke Padgett

UTL, 6-0, 189, R/R
2VL, Junior
Lynchburg, Va.

9

Was the MVP in the team's fall world series ... Has real power potential, something the Hokies have been lacking in recent years ... That potential will create more opportunities for him to get in the lineup ... Needs to cut down on his strikeouts and improve his play in the outfield, but will find a spot at DH, first base or the outfield if he puts the ball in play and hits for power ... Tied for the team lead in home runs last season with four ... Saw the most starts on the team at the DH spot in 2006 and tied for the



Jake Peeling

P, 6-3, 191, R/R
Freshman
Waynesboro, Va.

39

A very good right-handed athlete with good stuff ... Has a huge upside, and will add mid-week depth out of the bullpen ... A strike thrower with three good pitches.

High School: Completed his Waynesboro High School career in style for

Peeling Continued on next page

Peeling *Continued*

Coach Jim Critzer, going 8-1 as a pitcher in 2007, while batting .338 at the plate when playing outfield ... Was selected a Virginia High School League all-star for his efforts ... Batted .240 as a junior, but went 9-1 from the mound ... For his career, racked up 17 wins to just two losses, compiled a 2.32 ERA, and struck out 198 batters against only 43 walks ... Team went 45-13 during his career ... Also played golf for four seasons, and power forward on the basketball team for two seasons ... Was a member of the Beta Club and the Fellowship of Christian Athletes.

Personal: Jacob Brandt Peeling ... Born 6/28/89 in Waynesboro, VA ... Son of Mitch Peeling and Karen Kiger ... Enrolled in university studies.



Klint Reed

OF, 5-7, 157, R/R
Junior
Chesterfield, Va.

7

Has a lot of experience at the Division I level, having transferred to Tech after two seasons at VMI ... A really solid player who is tough and has high energy ... Has a short swing with gap-to-gap power, and is a very good defensive outfielder ... A quality addition to the program in terms of competitiveness and approach to the game, as well as productivity ... Notched a double and a two-run homer for Team Orange in game four of the Hokie Fall World Series.

Virginia Military Institute: Played two seasons in Lexington for Coach Marlon Ikenberry, where he played in 97 games, starting 81 of them ... Batted a combined, .321 while totaling 66 runs, 28 doubles, 59 RBIs, five home runs and 11 stolen bases.

High School: Lettered for three seasons under Coach Scott Preskitt at Lloyd C. Bird High School ... Batted .576 as a senior, earning first-team all-state honors as a second baseman ... Preceded that by hitting .574 during his junior year and being tabbed an all-state outfielder ... Was once named the Dominion District Player of the Year ... Is his school's all-time leader in hits, hits in a season, on-base percentage, doubles, batting average and slugging percentage, in addition to five other records.

Personal: Klint Kyle Reed ... Born 12/19/85 in Kerrville, TX ... Son of John and Kerri Reed ... Enrolled in history.

Klint
Reed



David Rhoads

C, 6-0, 208, R/R
Freshman
Tomball, Texas

42

Had surgery on his throwing shoulder in the summer of 2007 ... Missed some workouts and was slowed a bit by that when he returned to action in the fall, but made strides physically, and coaches liked

what they saw ... Has a chance to be a good offensive player, and will add depth to the catching position.

High School: Lettered for two years under Coach Rick Lynch at Tomball High School, earning all-district honors twice ... As a senior, hit .400 with six homers and 40 runs batted in, including one game where he went 5-for-6 with two homers, two doubles and eight RBIs ... Hit a walk-off homer in the eighth inning versus Klein Oak ... Batted .370 with three homers and 25 RBIs as a junior as his team won a sixth-straight district title ... Also pitched as a junior, going 2-1 with a 1.52 ERA, and tossed a no-hitter in the championship game of the Round Rock tournament versus Pflugerville.

Personal: James David Rhoads ... Born 10/23/88 in Tomball, TX ... Son of James Rhoads ... Went to the same high school as current teammate Ty Hohman ... Enrolled in university studies.



David
Rhoads



Sean Ryan

OF, 5-7, 169, R/R
2VL, Junior
Ashburn, Va.

3

An outstanding outfielder who showed steady improvement last season as he picked up more playing time ... An above average athlete who can run, and he plays the short game well ... Rates as the team's best defensive outfielder ... Played the majority of the 2007 season with a hip injury that required surgery in June ... Has been cleared to play, but will have some ground to make up after missing fall practice ... Can play any of the three outfield positions ... Will get a chance to play a bigger role this season if he returns to form.

2006-07: Played in a total of 43 games ... Started 18 games in right field, six in left and five in center ... Posted two hits and stole a base against The Citadel ... Had two hits in the UNCA game, including a double, his first extra base hit as a Hokie ... Doubled again and scored a run during a loss to Minnesota ... Was 2-for-3 with two walks and a run scored in game two against A&T ... Picked up a couple of hits in six at bats versus Georgia Tech ... Was 4-for-6 at the plate during the NC State series ... Had a pinch-hit, RBI-single in the win over UNC ... Picked up two hits at JMU ... Was 3-for-7 in two starts against Miami ... Drove in two runs with a pair of hits against

JMU ... Scored three runs in a home win over Liberty ... Tripled at VMI ... Had two hits in a win at Duke ... Started the last five games in center field ... Finished with a .279 batting average ... Did not commit an error during the season and tied for team lead in assists from the outfield with four.

2005-06: Played in 29 games ... Picked up four starts in center field and four in left field ... Batted .235 and scored nine runs in limited duty ... Walked in a pinch-hitting appearance during game two at Campbell ... Played briefly at Liberty ... Got a pinch-hitting opportunity in game two at Miami, but did not reach base ... Walked in a plate appearance at JMU and saw some action in left field ... Used as a pinch runner in second game with the Dukes ... Came in for injured center fielder Nate Parks at VCU and made a crucial catch in the final inning ... Started in center during game two against BC ... Picked up his first hit, a bunt single ... Scored as a pinch-runner in the Richmond game ... Singled and scored a run in final Wake Forest game ... Started in center field at Radford ... Had a single, a stolen base and a run scored in that game ... Scored as a pinch runner in VMI game ... Started in center in game two against Georgia Tech and picked up a hit and a run scored ... Collected a pinch-hit single in game three at UNC ... Started in left against Marshall and picked up his first RBI ... Also scored two runs ... Was 1-for-2 with a run scored, a walk and a stolen base against Longwood ... Started two games against Duke, but was hitless ... Picked up a hit and scored a run in first NC State game.

High School: A center fielder at Stone Bridge for Coach Sam Plank ... Lettered three seasons, helping his team to Dulles District championships each year and a 52-17 overall record ... Named first-team on *The Washington Post* All-Metro team as a senior when he batted .422 with 31 runs scored and 25 driven in ... Posted nine doubles, six triples and a pair of home runs ... A unanimous first-team Group AA all-state selection ... Was also named first-team all-state his junior year when he batted .460 with 44 runs scored, 32 RBIs, nine doubles and three home runs ... Won academic honors all three varsity seasons ... A member of the National Honor Society ... Also lettered three seasons as a quarterback on the football team, earning all-district and all-region honors as a senior ... Had the highest GPA on the football team each year.

Personal: Sean Michael Ryan ... Born 11/26/86 in Alexandria, VA ... Son of Darcy Ryan and Mike Ryan ... Enrolled in management.

	G	AB	R	H	RBI	BAvg	BB	SO	2b	3b	HR	TB	SB-SBA
2006	29	34	9	8	1	.235	8	11	0	0	0	8	2- 3
2007	43	122	16	34	4	.279	6	25	5	1	0	41	5- 7
Career	72	156	25	42	5	.269	14	36	5	1	0	49	7- 10



Michael Seaborn

INF, 5-7, 162, R/R
r-Freshman
Atlanta, Ga.

26

Transferred from the University of Kentucky, where he redshirted as a freshman ... Has a great work ethic and is a great student ... A very solid offensive player who had a lot of success in high school ... Is an offensive utility infielder who could add an offensive spark to the lineup ... Had a great summer in the New York Collegiate Baseball League during 2007, and was named to the league's second team ... Was his team's MVP, leading the squad in batting average (.350), home runs (six), doubles (11), total bases (78) and slugging percentage (.557).

Kentucky: Redshirted on the field in 2007, but was named to the SEC Freshmen Academic Honor Roll.

High School: Lettered for four seasons at Lovett High School under coaches Ricky Davis and Lance Oubs ... As a standout shortstop, helped lead his team to the class AA state championship in 2006 while breaking the school's career home run record with 26, including 11 as a senior ... Also as a senior, batted .375 with 21 RBIs, 48 runs scored and 24 stolen bases ... Had eight doubles and a .736 slugging percentage, and hit two homers in the state semifinal, including a walk-off that sent the team to the title game ... As a junior, batted .457 with 31 RBIs, 48 runs scored, 12 doubles, eight home

runs, 26 steals and a slugging percentage of .840, helping his team to a district title and the state's Elite 8 ... Played football for two seasons as a CB/WR/K.

Personal: Michael Richard Seaborn ... Born 10/14/87 in Atlanta, GA ... Son of Rick and Linda Seaborn ... Father played tennis for Emory University ... Enrolled in accounting and information systems.



Matt Shoemaker

UTL, 5-10, 182, R/R
Freshman
Newport News, Va.

29

A utility player who can play infield or outfield, and will supply depth to both places ... Has the potential to be a good offensive player ... Can really run, and could be a weapon on the base paths with his feet.

High School: Played both infield and outfield for Coach Phil Forbes at Menchville High School ... Earned first-team all-state, all-district and all-region honors as a utility man after batting .500 with 26 RBIs, three home runs and 17 stolen bases as a senior ... Hit .494 with 12 doubles, four triples, five homers, 35 RBIs and 27 stolen bases as a junior, garnering first-team all-state, all-district and all-region recognition as a second baseman ... Helped his team to a Eastern Region championship in 2006, as well as a second consecutive Peninsula District title ... Was an all-district wrestler as a sophomore, as well as a first-team all-district and second-team all-region second baseman.

Personal: Matthew David Shoemaker ... Born 9/7/88 in Williamsburg, VA ... Son of Richard Shoemaker and Mary Sykes ... Enrolled in university studies.



Matt Shoemaker



Anthony Sosnoskie

C, 5-11, 192, R/R
1VL, Sophomore
Front Royal, Va.

13

Is scheduled to take over the starting duties behind the plate after sharing time there last season as a true freshman ... Has shown steady improvement throughout his time at Tech, becoming more comfortable at the position and the plate ... Made some key offensive contributions, driving

Sosnoskie *Continued on next page*

Sosnoskie *Continued*

in 27 runs with his 31 hits ... Batted .292 and hit three home runs ... Was a late pickup for the Hokies who brought a good work ethic to the program ... Is expected to be an important contributor for the Hokies this spring.

2006-07: Got his first collegiate start against Pittsburgh ... Doubled in his first at bat and went on to score a run ... Started against UNC Asheville and posted two hits, including a grand slam in the 10th inning ... Homered again in game two against North Carolina A&T, driving in two runs ... Was 1-for-3 at VCU ... Had two hits in game two at Georgia Tech ... Drove in a run at Liberty and had a two-run, pinch-hit single against Marist ... Doubled and drove in a run during the win over UNC ... Started the last two games against Virginia and went 3-for-6 at the plate ... Picked up two RBIs on a pair of singles and scored two runs at home against VMI ... Singled and scored a run in game two at FSU ... Had a pinch-hit single in game three ... Doubled home three runs as a pinch hitter in game one versus Miami ... Doubled twice in the game two win at BC ... Drove in two runs and scored two ... Also had two hits in game one ... Posted three hits in game one at Duke ... Closed out the season with four hits during the Wake Forest series, scoring three runs and driving in three ... Batted .292 for the season, while playing in 37 games, including 27 starts ... Made the most of his 31 hits, driving in 27 runs ... Hit .313 in ACC games.

High School: Played a number of positions for Coach Mike Lockhart at Notre Dame Academy, earning four letters ... Helped lead the team to back-to-back Virginia Independent Schools state titles in 2005 and 2006 ... Saw action behind the plate, on the mound and at third base ... Carried a .440 batting average, hit five home runs and drove in 50 runs his senior season ... Also had a 1-0 record, a save and a 0.00 earned run average in limited action on the mound ... Named the MVP of the 2006 Baseball at the Beach tournament at Myrtle Beach, S.C. in 2006 ... Posted a .317 batting average as a junior with four home runs ... Was 6-3 on the mound with a 1.67 ERA on the way to first-team recognition on the Virginia Independent School all-state squad.

Personal: Anthony Edward Sosnoskie, Jr. ... Born 4/10/88 in Morrisville, PA ... Son of Tony and Marcy Sosnoskie ... Brother of freshman Buddy Sosnoskie ... Enrolled in university studies.

	G	AB	R	H	RBI	BAvg	BB	SO	2b	3b	HR	TB	SB-SBA
2007	37	106	17	31	27	.292	8	21	7	0	3	47	1- 1



Buddy Sosnoskie

OF/P, 6-1, 183, L/L
Freshman
Front Royal, Va.


32

Injured his throwing shoulder in the fall and opted for labrum surgery, which he underwent in December ... Was recruited as a two-way player who coaches were extremely excited about before it was determined that he needed surgery ... His status for the season is in question ... He could be available toward the latter half of the season, and if he plays, it will more than likely be as a hitter ... Could have been one of the team's better hitters as a freshman, and was projected to bat at the top of the order ... A good defensive outfielder who also would have provided left-handed depth out of the bullpen ... Had a great fall, earning two wins in relief for Team Orange during the Hokie Fall World Series, pitching 7.1 scoreless innings ... Also collected three hits in a game four victory.

High School: Earned four letters for Coach Mike Lockhart at Notre Dame Academy, helping the team to three consecutive Virginia Independent School state titles ... Was twice named a first-team all-state performer, and was placed on the All-Extra second team by *The Washington Post* as a senior, in addition to receiving an All-Met honorable mention ... In 2007, batted .472 with six homers, 14 doubles and 48 RBIs, while also going 4-1 as a pitcher with three saves, 38 strikeouts and a 1.89 ERA ... As a junior hit .364 with four homers and 38 RBIs, including a 5-1 record on the mound with a 2.02 ERA, two saves and 42 strikeouts ... Was a member of the Fellowship of Christian Athletes,

and earned the Bausch and Lomb Honorary Science Award.

Personal: Merritt Albert Sosnoskie ... Born 2/25/89 in Langhorne, PA ... Son of Tony and Marcy Sosnoskie ... Brother of catcher Anthony Sosnoskie ... Enrolled in general engineering.



Buddy Sosnoskie



Rob Waskiewicz

P, 6-4, 201, R/R
r-Sophomore
Manchester, Md.

21

Will compete for a spot in the bullpen this year after sitting out his first two seasons at Tech ... Got some long-awaited time on the mound during fall practice ... Underwent elbow surgery in the fall of his freshman year and missed the 2006 season ... Did not get on the mound during scrimmages the following fall, but did some throwing on the side ... Developed a sore shoulder that required surgery in January, sidelining him for the 2007 season ... Originally injured his arm in a serious car accident during the fall of 2003 and missed his junior season of high school ... Worked his way back and had an all-star senior year in helping Calvert Hall to a 31-1 record, a state championship and a No. 4 ranking by *USA Today* ... Hopes to earn his first action as a Hokie this spring.

2006-07: Had started to throw on the side during the fall before a shoulder injury forced another surgery ... Did not play during the season.


2005-06: Experienced soreness in his shoulder, then a sore elbow at the start of Tech's fall practice ... Underwent elbow surgery in November ... Sat out the season, while undergoing physical therapy and rehab.

High School: Played for Coach Lou Eckerl at Calvert Hall ... Did not play as a junior following a car accident ... Returned for his senior year and posted a 10-0 mark on the mound with 1.72 earned run average ... Pitched 67.2 innings with 61 strikeouts and 14 walks ... Tied a Maryland single-season state record with 10 wins ... Helped team to the MIAA state championship ... Team set a state record with 31 consecutive wins and became the first Maryland varsity team to win 30 games in a season ... Was named first-team all-state and first-team *Baltimore Sun* All-Metro.

Personal: Robert Talbott Waskiewicz ... Born 4/24/87 in Baltimore, MD ... Son of Bob and Deborah Waskiewicz ... Enrolled in human nutrition, foods and exercise.



Rob
Waskiewicz



Austin
Wates



Andrew
Wells CAPTAIN


P, 6-4, 227, L/L
3VL, r-Senior
Alexandria, Va.

20

Will fill a key role as a pitcher and leader after gaining a sixth year of eligibility from the NCAA ... Lost nearly two full seasons to injuries before returning last year to give the Hokies a huge boost ... Over the summer, was granted a medical waiver for the 2006 season in which he pitched just eight innings early in the year ... His return is a real asset to a young pitching staff that should benefit from his experience ... A proven winner who kept Tech in every ACC game he pitched last season ... Throws strikes and competes at the highest level ... Started 22 games and pitched 118.1 innings for the Hokies during his first two seasons, winning eight games ... Missed the last three weeks of the 2004 season ... Returned to action the following spring, but was sidelined after just two appearances ... Underwent surgery on his left elbow and missed the remainder of the season ... Qualified for a medical redshirt ... Pitched sparingly in six games in 2006 before he was sidelined again ... Picked up his first win since 2004 when he earned a win against Old Dominion in the second game of the 2007 season ... Was selected in the 33rd round of the Major League Baseball amateur draft following his senior year of high school.

2006-07: Appeared in 14 games, starting 13 ... Posted a 4-4 record with a 4.62 earned run average ... Started and earned a win against ODU, his first victory since 2004 ... Pitched six innings, allowing five hits and three runs, two earned ... Struck out four and walked one ... Went 5.2 innings in a start against UNC Asheville, but did not get a decision ... Started game two against A&T but did not get a decision ... Allowed five runs on 10 hits ... Suffered a loss in game two at Georgia Tech, giving up five runs on six hits in 5.0 innings ... Only allowed two runs and four hits in 5.1 innings at NC State, but did not get a decision ... Allowed just one unearned run and four hits in seven innings for a win over UNC ... Lost in game two against Virginia, allowing nine runs (eight earned) on 13 hits over five innings ... Took another loss in the

Wells Continued on next page



Austin
Wates

UTL, 6-1, 174, R/R
Freshman
Richmond, Va.

35

An all-around athlete who Coach Hughes has called "the most athletic kid I've ever recruited" ... Is working to be a more consistent defender in the infield, but proved to be an outstanding offensive player in high school ... Has power potential and is looking to prove that he can also be a really good offensive player at the collegiate level.

High School: Spent his junior and senior seasons starring for Coach Tony Szymendera at St. Christopher's School ... In 2007, earned all-prep, all-state and all-metro honors in both baseball and soccer, while being named to the Virginia Independent Schools Athletic Association First Team on the diamond ... Also played on the Virginia Prep League basketball championship team ... Batted .449 with six doubles, two triples, seven home runs and 21 runs batted in as a senior, after hitting .500 as a junior ... Prior to moving to Richmond, played two seasons in all three sports at Garfield High School in Seattle, Wash. ... His soccer teams in 2005 and 2006 won state titles, and he once earned regional All-America honors from the National Soccer Coaches Association of America.

Personal: Austin Anthony Wates ... Born 9/2/88 in Seattle, WA ... Son of Luther C. Wates, Jr., and Tawnya Pettiford-Wates ... Enrolled in university studies.

second game with Clemson, giving up five runs (three earned) on five hits in 6.1 innings ... Allowed three runs (one earned) in 5.1 innings at FSU but did not get a decision ... Gave up nine runs in a loss to Miami ... Went a full nine innings in a six-hit victory at Boston College ... Allowed just one run and did not walk a batter ... Started and pitched four shutout innings in a game that was suspended due to lightning at Duke ... Was not involved in the decision ... Allowed just two runs in seven innings to earn a win against Wake Forest.

2005-06: Saw action in six games ... Pitched an inning of relief against West Virginia, allowing a run ... Worked 2.1 innings of scoreless relief in the final Towson game ... Appeared briefly in game two at Miami ... Charged with three runs (one earned) without retiring a batter ... Pitched 1.1 scoreless innings at VCU, striking out two batters ... Worked three scoreless innings in first BC game, allowing just one hit ... Did not have a decision.

2004-05: Worked 3.1 shutout innings in relief during the opener against Villanova ... Gave up just two hits ... Struck out seven batters and walked two ... Started the second High Point game, allowing three hits and one run before leaving with two outs in the fifth inning ... Underwent elbow surgery and was lost for the remainder of the season ... Pitched a total of eight innings, allowing five hits and one run ... Did not have a decision ... Struck out eight batters and walked four.

2003-04: Posted a 4-6 record, but had a 3.91 earned run average ... The Hokies scored two runs or less in five of his six losses ... Appeared in 11 games, 10 as a starter ... Pitched 50.2 innings and turned in one complete game ... Struck out 28 batters and walked 12 ... Opened with a win against South Florida ... Did not allow an earned run in 6.1 innings of work ... Lost consecutive starts to George Mason, UNC Wilmington and Wake Forest ... Allowed just one run in five innings for a road win at Richmond ... Gave up just two runs (one earned) over eight innings during a loss at St. John's ... Pitched six shutout innings for a win over Connecticut and gave up just one run in six innings to earn a win at Villanova ... Had an 0.89 ERA in his four BIG EAST appearances ... Missed the final three weeks of the season after spraining his left elbow.

2002-03: Pitched in 15 games and tied for the team lead for starts with 12 ... Worked a total of 67.2 innings on the mound ... Compiled a 4-4 record with a 4.92 earned run average ... Earned his first collegiate victory with two scoreless innings of relief at Charleston Southern ... Pitched eight innings against James Madison in his first start ... Lost despite allowing just five hits and three runs ... Struck out six and did not issue a walk in that game ... Picked up a win at JMU eight days later, working five innings and allowing two hits and one run ... Pitched seven innings on the way to a victory at Liberty ... Gave up just two runs (one earned) in seven innings during a loss at West Virginia ... Posted a BIG EAST win against St. John's ... Carried a 3.25 ERA through his first 12 appearances before struggling a bit in his last three games.

High School: Won numerous honors as a pitcher for Coach Jerry Howell at St. Stephen's & St. Agnes School ... Named first-team All-Metro by *The Washington Post* in 2002 ... A two-time selection as the Alexandria Sportsman's Club Player of the Year ... Earned first-team all-state honors as a junior and senior ... Twice named team MVP ... Finished his senior year with a 5-2 pitching record ... Carried a 0.55 earned run average and added a pair of saves ... Registered 79 strikeouts and just 14 walks in 51 innings on the mound ... Also saw action at first base and in the outfield ... Compiled a .484 batting average in 2002 with eight doubles, three home runs and 21 RBIs ... Struck out the first 11 batters he faced during a game against Episcopal his junior year ... Fanned 14 of the 16 batters he faced ... Had a 4-2 record with two saves and a 0.42 ERA ... Was 8-1 as a freshman and 6-3 his sophomore year ... Holds numerous school season and career records ... Finished with 335 career strikeouts in 218.2 innings ... Had a career ERA of 0.70 and turned in 20 career complete games ... Opponents' combined batting average against him during his four seasons was .151.

Personal: Andrew Martin Wells ... Born 6/6/83 in Alexandria, VA ... Son of Michael and Pamela Wells ... Majoring in human development.

	W-	L	IP	H	R-	ER	ERA	BB	SO	G	S	CG	SHO	SV
2003	4-	4	67.2	85	43-	37	4.92	19	36	15	12	0	0	0
2004	4-	6	50.2	60	31-	22	3.91	12	28	11	10	1	0	0
2005	0-	0	8.0	5	1-	1	1.12	4	8	2	1	0	0	0
2006	0-	0	8.0	11	6-	4	4.50	4	6	6	0	0	0	0
2007	4-	4	78.0	91	47-	40	4.62	27	36	14	13	1	0	0
Career	12-	14	212.1	252	128-	104	4.41	66	114	48	36	2	0	0



Mickey White

UTL, 6-5, 201, R/R
Freshman
Earlsville, Va.

30

A big, rangy athlete with power potential ... An above-average defender in the outfield for his size ... Has struggled a bit to make the adjustment to Division I pitching, but will look to be a good offensive player for the program in the future ... Had a sprained ligament in his elbow during the fall, but is cleared to play following rehab and a modification to his throwing motion.

High School: Broke numerous school records in his three seasons under Coach Greg Maynard at class AAA Albemarle High School ... Set career records in eight categories, including games played, at-bats, runs, hits, RBIs, doubles, home runs and total bases ... Single-season marks include a .552 batting average and 37 hits as a senior, and 11 doubles, six homers and 63 total bases as a junior ... As a senior, added 30 runs, 25 RBIs, five homers and 13 steals to earn first-team all-state, All-Northwest Region, All-Central Virginia and All-Commonwealth District recognition, in addition to being selected as the Commonwealth District Player of the Year and to the Virginia High School Coaches Association All-Star Team ... Batted .500 during his junior season to go with 26 runs, 26 RBIs, 35 hits and 11 steals, earning first-team All-Central Virginia and All-Commonwealth district honors ... Hit .324 as a sophomore ... Also lettered for three seasons in basketball and golf, where his teams won three consecutive Commonwealth District championships.

Personal: Michael James White ... Born 6/28/89 in Burlington, VT ... Son of Jim and Linda White ... Enrolled in finance.



Rob Whitley

P, 5-9, 167, R/R
1VL, Sophomore
Danville, Va.

18

Rates as one of the most improved players on the team ... Really came on at the end of the 2007 season ... Followed that with a great summer and very good fall ... Has three really good pitches and his command has continued to get better ... Coaches would like to see him keep progressing and maturing ... Figures to compete for a starting position, either on the weekends or the weekdays ... Has the stuff to win in the ACC.

2006-07: Pitched in 10 games, six as a starter ... Saw his first action in relief at Charlotte ... Pitched one inning, allowing three runs on three hits ... Made his first collegiate start against Albany ... Pitched three innings, allowing three hits and two unearned runs ... Faced three batters in game one against A&T ... Started against Marist but pitched just one inning ... Picked up his first collegiate win by hurling six shutout innings against Radford ... Struck out six and walked just one, while allowing five hits ... Started and pitched three innings against Liberty in Blacksburg ... Gave up five runs, four earned ... Did not figure in the decision ... Picked up a win in a start at VMI with six shutout innings ... Struck out six and allowed just two hits ... Pitched 1.2 innings in a suspended game at Duke and took the loss ... Also picked up a loss in a home start against Charlotte, giving up six runs in four innings of work ... Finished 2-2 on the season ... Posted 25 strikeouts and walked 11 batters in 26.2 innings of work.

High School: Struck out 117 batters in 63 innings as a senior for Coach Scooter Dunn at George Washington High ... Posted a 6-3 record with one save and a 1.75 earned run average ... Also carried a .391 batting average, driving in 14 runs ... Earned first-team all-district honors as both a pitcher and designated hitter ... Was honorable mention all-region as a DH ... Named the *Danville Register & Bee* Player of the Year ... Finished with a 3-2 pitching

mark as a junior ... Compiled a 2.64 ERA and struck out 75 batters in 48 innings of work ... As a junior, ranked by *Baseball America* as No. 76 of top 400 high school players in the class of 2006 ... Played in the 2005 Virginia Commonwealth Games ... Was a Puma preseason All-American in 2006.

Personal: Robert Ridley Whitley ... Born 9/30/88 in Danville, VA ... Son of Tom and Jennifer Whitley ... Enrolled in university studies.

	W-	L	IP	H	R-	ER	ERA	BB	SO	G	S	CG	SHO	SV
2007	2-	2	26.2	46	36-	33	11.14	11	25	10	6	0	0	0



Travis Willson

UTL, 5-11, 190, L/L
r-Junior
Virginia Beach, Va.

4

One of the hardest working players in the program ... Is expected to give the Hokies added depth at a lot of different positions, including first base and the outfield ... Will also provide a left-handed bat off the bench ... A high energy player who was redshirted in 2007 after undergoing wrist surgery ... Transferred to Tech from Cuesta Community College in California ... Was born in Virginia ... Is a fourth-generation Hokie whose father, grandfather and great grandfather all attended Tech ... His great grandfather, George C. Willson, was a co-captain on Tech's 1904 football team.

2006-07: Was sidelined for the 2007 season following wrist surgery in January.

Junior College: Played two seasons for Coach Bob Miller at Cuesta Community College in San Luis Obispo, Calif. ... Worked his way into the starting lineup during his freshman season as an outfielder/DH ... Hit over .400 the second half of the season and finished with a .364 season mark ... Received all-conference honors and helped the team finish in the top 8 in California ... Team was ranked No. 3 in California JC preseason polls in 2006 ... Saw action in 41 out of 47 games as a sophomore, working at first base and DH ... Hit .334 in first 20 games with 15 RBIs and a pair of home runs ... Suffered a broken finger and was in and out of the lineup the rest of the season ... Finished with a .252 average, but was second on the team in doubles with 10.

High School: A two-year letterman as a first baseman and outfielder for Coach Mike Kelly at Carmel (Calif.) High School ... Earned first-team all-league honors his senior year after batting .418 with nine home runs, 32 runs batted in and 19 stolen bases ... Had 49 hits that season, the second-highest total in school history ... Helped the team to a league championship and a spot in the Central Coast Section championship game ... Batted .432 his junior year when the team won the CCS title.

Personal: Travis Claiborne Willson ... Born 10/7/85 in Virginia Beach, VA ... Son of Frank Willson and Cindy Willson Sedan ... Enrolled in sociology.



Justin Wright

P, 5-9, 171, L/L
Freshman
Chesterfield, Va.

24

A left-handed pitcher who broke his hand in the fall, but will be good to go for the season ... A real talent who can throw three pitches (fastball, curveball, changeup) for strikes ... Missing the fall hampered his growth as a player.

High School: Lettered for three seasons under coaches Jerry Mobley and John Colantuoni at Forest Park High School ... Was named the district, regional and all-area player of the year following a senior season in which he went 11-0 with two saves, 95 strikeouts and a 0.84 ERA in 73 innings pitched ... Also batted .349 as a first baseman/outfielder, earning second-team all-state and first-team all-metro and All-Examiner honors ... Went 8-1 with 115 strikeouts and a 1.03 ERA in 67.2 innings as a junior, was named the district, all-area and All-Examiner Player of the Year ... Also tossed two no-hitters and batted .389, getting named first-team all-region, in addition to honorable mentions on the all-metro and all-state teams ... His team won the district championship for the second time in 2007, in addition to being runner-up in the region and making it to the state semifinals ... Went 3-1 with a 1.15 ERA and 43 strikeouts as a sophomore ... Was also involved in FBLA, Key Club, SCA 2007 and Learn and Serve.

Personal: Justin Wayne Wright ... Born 8/18/89 in Fairfax, VA ... Son of Wayne and Dawn Wright ... Enrolled in Business.



Josh Wymer

P, 6-3, 217, R/R
Sophomore
Fort Worth, Texas

16


A right-hander who transferred to Tech following one season of action at the University of Texas-Pan American ... Was a good surprise for the coaches after having an outstanding fall ... Has thrown a lot of innings at the Division I level and is battle tested ... Has shown command of three pitches, including a "plus" breaking ball, and can locate his fastball on both halves of the plate ... Works at a great pace and a great tempo ... Will challenge to be a weekend starter ... Pitched six scoreless innings in game one of the Hokie Fall World Series.

Texas Pan-Am: Spent his freshman season in Edinburg, Texas, where he earned all-independent team accolades after going 5-7 with a 3.74 ERA and 65 strikeouts in 110.2 innings ... Tossed four complete games, and was once named the independent pitcher of the week.

High School: Enjoyed an impressive career at Fossil Ridge High School, where he was a two-time team captain and Cy Young award winner ... As a senior, earned first-team all-district honors after going 8-3 with a 2.51 earned run average and 69 strikeouts in 53 innings, recording five complete games

Wymer Continued on next page

Travis Willson



Wymer *Continued*

in the process ... Also batted .315 and tied for the team lead in RBIs ... Was the MVP of a team that went 23-10, the best record in school history ... Earned an all-district honorable mention following his junior season ... Was named to the National Honor Roll and was a Texas Scholar.
Personal: Josh Blake Wymer ... Born 7/14/87 in Fort Worth, TX ... Son of Tim and Erin Wymer ... Enrolled in history.

... Also registered a victory in the 2004 semifinal game, setting the stage for a conference title.

Personal: David Lee Zappacosta ... Born 2/12/87 in Baltimore, MD ... Son of Ronald Zappacosta and the late Diane Kraus ... Enrolled in marketing.

	W-	L	IP	H	R-	ER	ERA	BB	SO	G	S	CG	SHO	SV
2007	0-	0	12.0	12	8-	8	6.00	7	7	9	0	0	0	0



Dave Zappacosta

P, 5-11, 191, L/L
 1VL, r-Sophomore
 Baltimore, Md.

28



Marc Zecchino

P, 5-11, 179, R/R
 Freshman
 Hazlet, N.J.

17

A left-hander who is expected to compete for a mid-week starting job ... Has improved his stuff considerably since making the team as a walk-on ... Throws a plus-breaking ball ... Gets good movement on his fastball ... Keeps getting better and better.

2006-07: Saw limited relief duty in nine games ... Came in with two runners on and no outs in the 10th inning against UNC Asheville ... Gave up two hits, but got out of the inning with a double play and a strikeout in a 9-6 win ... Pitched two innings in game one against North Carolina A&T ... Allowed four runs on three hits and three walks ... Also struck out two batters ... Came in and got the last out against Marist ... Pitched briefly in the first game against UNC ... Pitched 2.1 innings in the home win over Richmond ... Gave up two runs on four hits ... Worked 2.1 innings at home against JMU ... Allowed one run on one hit ... Worked a shutout inning of relief in game two against Duke ... Pitched 12 total innings with no decisions and a 6.00 earned run average.

High School: Played in a conference championship game all four years at Mount Saint Joseph, pitching in either the semifinal or title game every year, including two years on the varsity squad and two years on the jayvee team ... Lettered two years as a varsity pitcher for Coach David Norton ... Compiled a 7-2 record on the mound as a senior in 2005 ... Pitched a one-hit shutout in the league semifinal game at Cal Ripken's Ironbird Stadium


A very talented freshman right-handed pitcher ... Has really good command and is very competitive ... Has the stuff to pitch on the weekends, either in a starting role or a closing role ... His role is yet to be determined, but he definitely has the quality stuff to win in the ACC ... Started two games in the Hokie Fall World Series, and won the deciding game seven by throwing five innings of four-hit ball.

High School: Excelled for four seasons as a pitcher/shortstop for Coach T.J. O'Donnell at Raritan High School ... As a senior, batted .468, while going 4-1 on the mound to earn first-team all-division, all-group and All-Shore Conference recognition ... Was also named to the all-state third team and all-star team ... A winner of the Monmouth County Sportsmanship Award, was also the team MVP and was selected to the Carpenter Cup team ... As a junior, went 7-1 with a 2.08 earned run average, striking out 97 batters in 64 innings ... Also batted .439 with 39 RBIs, 33 runs scored, five doubles, one triple and three homers, earning all-division and all-county honors for the third consecutive year ... Won the team sportsmanship award in 2005 and the coach's award in 2006, and was a two-time team captain ... Also named All-Shore Conference in 2006 ... Played basketball as well.

Personal: Marc Patrick Zecchino ... Born 2/20/89 in Red Bank, NJ ... Son of Pat and Dianne Zecchino ... Enrolled in Business.



Dave Zappacosta



Marc Zecchino

FACILITIES AND TEAM SUPPORT



Academic Support

The success of Virginia Tech's baseball program rests largely on the academic progress of each student-athlete. The academic performance of Tech student-athletes has improved each year due in part to the Student Athlete Academic Support Services (SAASS) office.

The Virginia Tech graduation rate for student-athletes has risen significantly in recent years and was a school-best 76 percent for 2007. This marks the fourth time in the last six years that Virginia Tech's student-athlete graduation rate has been 70 percent or better.

In addition to posting impressive graduation figures, Virginia Tech's student-athletes continue to excel in the classroom. For the 2006 calendar year, 449 3.0 GPA's were earned by student-athletes, student trainers, student managers, cheerleaders and HighTechs. These student-athletes and students from support areas were recognized at the Athletic Director's Honors Breakfast last spring.

Student-athletes are the most

visible student component of a university. They entertain thousands of fans, students and alumni. Their athletic ability and achievement is the primary focus for national media attention. Athletic events bring back not only faithful alumni, but are a welcome mat for potential new students.

Student-athletes devote many hours to practice, conditioning and training that are not required of all students. Due to their time commitment and their high visibility, it is an obligation and in the best interest of the university to supply these students with services which will allow them to maximize their academic potential.

The Virginia Tech Student Athlete Academic Support Services office is committed to providing fundamental and supplemental programming, consistent with university and NCAA policy, aimed at enhancing each student-athlete's educational experience.

Stakeholders of the office's mission

include student-athletes and their families, the university community, coaches and athletics administrators. SAASS seeks to develop relationships with its stakeholders that are founded on trust and respect, and provides the following services to accommodate their needs:

- University and NCAA information
- Orientation
- Academic assessment
- The development of an effective student life program
- Appropriate referrals
- Monitored study environments
- Tutorial programs
- State-of-the-art technological learning assistance
- Student-athlete academic performance evaluations

The expectations of the Virginia Tech community are that each student-athlete achieves their maximum academic and athletic potential. With the proper assistance, facilities and encouragement, these potentials can become a reality.

SAASS provides programming for student-athletes from their freshman year through graduation. This includes a comprehensive orientation to Tech, study hall, mentoring, tutoring, academic monitoring, academic recognition and eligibility education. Additionally, student-athletes are referred to and encouraged to take advantage of other campus agencies charged with helping students in their academic pursuits.

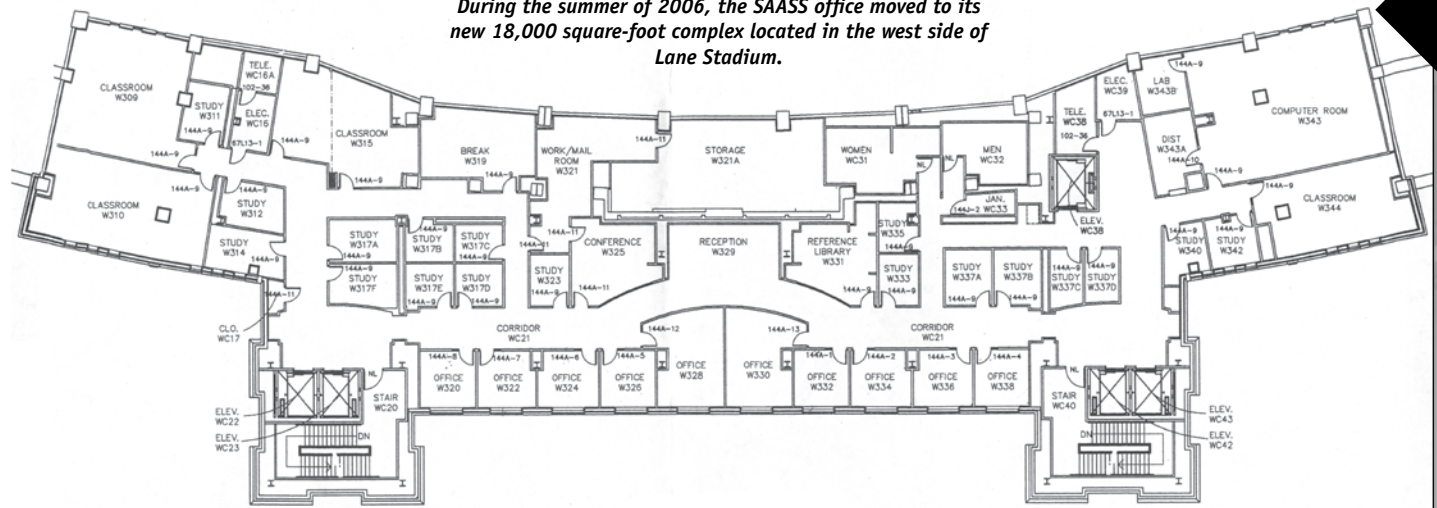
During the summer of 2006, the SAASS office moved to the West Side of Lane Stadium. Here, student-athletes have access to state-of-the-



Jessica Hegr provides academic support for student-athletes in the baseball program through the Student Athlete Academic Support Services office.



During the summer of 2006, the SAASS office moved to its new 18,000 square-foot complex located in the west side of Lane Stadium.



art technology, quiet study facilities, individualized tutorial rooms, and direct access to the SAASS staff. This new complex is a focal point for the Athletics Department, both aesthetically and pragmatically, and provides a centralized place for student-athlete services.

The new facility features:

- More than 18,000 square feet of functional space
- 10 Staff Offices
- 18 Private Tutor Rooms
- State-Of-The-Art Classroom

- 45 Station Computer Lab
- Three Reading/Study Rooms
- Conference Room
- Reference Library

Together, these spaces provide the student-athlete with a variety of study environments conducive to their success. Athletes can use these facilities between classes, after practice or in the evenings, with flexible hours tailored to make the most of a student-athlete's limited time.

The Student Athlete Academic

Support Services office is comprised of a team of nine full-time professionals directed by Chris Helms. Currently in his ninth year, Helms came to Tech from Michigan State, where he served as the assistant director of the Student Athlete Support Services office. Prior to that, he served as the coordinator of academic affairs for the Florida State football program and was an academic advisor at Central Connecticut State. Helms earned a bachelor's degree in psychology at Wake Forest and a Master's in athletic counseling from

Springfield College.

Jessica Hegr is in her third year with Student Athlete Academic Support Services as an assistant director after having gained her professional foundation at the University of Nebraska. Hegr provides academic support for student-athletes in the baseball program as well as women's soccer, softball, men's and women's swimming/diving, and men's and women's tennis. Hegr is also responsible for the instruction of the student-athlete first year seminar course.

Computer Services Department

Another example of Virginia Tech's commitment to providing its student-athletes with the best academic resources possible is the presence of the Computer Services department.

The Computer Services department provides full scholarship student-athletes with support and technical advice on how to get the most from their computer systems. The office also addresses computing and networking needs for the entire Virginia Tech athletics staff.

SAASS Mission and Programs

The Virginia Tech Student Athlete Academic Support Services office is committed to providing fundamental and supplemental programming, consistent with University and NCAA policy, aimed at enhancing each student-athlete's educational experience. Following is a summary of the programs SAASS offers:

Athletic Transitions

All Freshman Student-Athletes

A required course designed to ease the transition from high school to college.

Orientation

All Freshman and Transfer Student-Athletes

Team and individual orientation sessions are scheduled.

Tutoring

All Student-Athletes

Individual and group tutoring appointments are available on-site.

Advising-Counseling

All Student-Athletes

SAASS works closely with each student's academic advisor within the college of their major.

Academic Progress

All Freshman and Transfer Student-Athletes

Academic progress reports are sent from the student-athlete's professors to his or her athletic academic advisors twice each semester.

SAASS Computer Lab

All Student-Athletes

The lab is a computer integrated learning environment conveniently located in Lane Stadium.

Academic Recognition

Qualified Student-Athletes

Student athletes with a GPA of 3.0 and above are recognized at the end of each semester as members of the Athletic Directors Honor Roll.

Study Hall

All Freshman Student-Athletes and Upperclassmen with a GPA Below the Team Requirement

Study Hall is mandatory for all freshmen, transfers, and currently-enrolled students with an overall GPA below 2.30.

Academic and Athletic Eligibility

All Student-Athletes

Academic records are monitored to ensure that all student-athletes are making progress towards their degree.

Athletic Performance

There's much more to athletic performance than weight training. Always striving to be on the cutting edge, Virginia Tech has combined strength and conditioning with nutrition and sport psychology to the benefit of its student-athletes. At Tech, these areas are part of the student-athlete's preparation for game day and for life.

Strength & Conditioning

Thanks to the direction of Assistant Athletics Director for Athletic Performance Dr. Mike Gentry, the Virginia Tech strength and conditioning program is among the best in the nation.

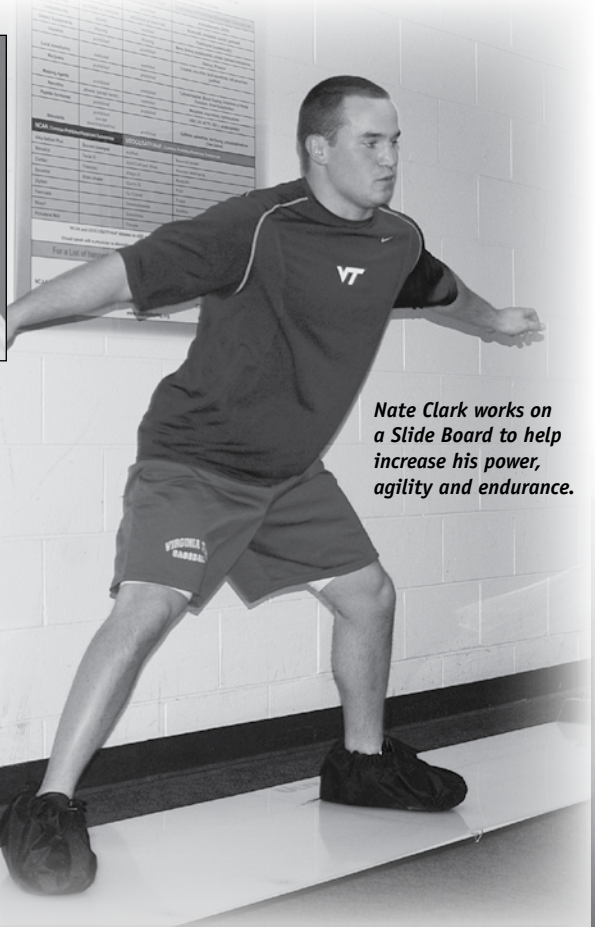
The baseball team trains in the Jim "Bulldog" Haren Weight Room. Located in Jamerson Athletic Center, the 5,000-square foot weight room was officially dedicated in September 1985 in honor of Haren, a former Hokie football player and long-time supporter of the Virginia Tech Athletics Department. Altogether, Tech has more than 22,000-square feet of strength and conditioning training space.

Gentry, who received his doctorate in curriculum and instruction from Virginia Tech in 1999, is in his 21st year as the director of strength and conditioning. His duties include overseeing the strength and conditioning training of athletes in all 21 varsity sports at Virginia Tech. He is assisted by four full-time assistants.

Assistant Director of Strength and Conditioning Terry Mitchell, who worked in the Texas Rangers' farm system, serves as the full-time performance coach of the baseball team. Mitchell is a 1994 graduate of Lee (Tenn.) University, and he earned a master's in health promotions at Tech in 2004.



Terry Mitchell is in charge of Tech's strength and conditioning program for baseball.



Nate Clark works on a Slide Board to help increase his power, agility and endurance.



Sean Ryan and his baseball teammates train in the Jim "Bulldog" Haren Weight Room.



Austin Wates spots Anthony Sosnoskie in the bench press.

POWER CLEAN		HANG CLEAN		PUSH BENCH		BENCH PRESS	
92 NA	NA	NA	NA	NA	NA	NA	NA
93 J CHANEY	319	07 NA	NA	NA	NA	NA	NA
94 NA	NA	NA	NA	NA	NA	NA	NA
95 NA	142	00 J MCKIBBEN	165	NA	NA	NA	NA
96 NA	NA	R BRITT	115	NA	NA	NA	NA
97 NA	NA	NA	NA	NA	NA	NA	NA
98 NA	152	03 M WAGNER	NA	NA	NA	NA	NA
RM 01 S HAZEL	164	83 NA	NA	NA	NA	NA	NA
RM 00 B BEASON	NA	NA	NA	NA	NA	NA	NA
00 NA	125	03 L PA...	NA	NA	NA	NA	NA
97 E VELTMAN	137	00 K...	NA	NA	NA	NA	NA
97 M SEVERIN	137	00 K...	NA	NA	NA	NA	NA
55RM 01 M MARTIUS	108	07 J...	NA	NA	NA	NA	NA
55RM 01 A LAULUND	108	07 J...	NA	NA	NA	NA	NA
320 00 B SPRULL	106	07 B...	NA	NA	NA	NA	NA
360 93 D CAINES	106	90 T...	NA	NA	NA	NA	NA
380 93 B MARTIN	104	94 E K...	NA	NA	NA	NA	NA
640 99 S HAHN	104	94 E K...	NA	NA	NA	NA	NA
290 99 C STINSON	104	95 C...	NA	NA	NA	NA	NA
565 93 Y MILLER	104	97 T...	NA	NA	NA	NA	NA
235 00	NA	NA	NA	NA	NA	NA	NA

Nutrition

Eating healthy and choosing nutritious diets are important aspects of a Virginia Tech student-athlete's life, and that's why in July 2002, the athletics department implemented the sports nutrition program. Amy Freel serves as the director.

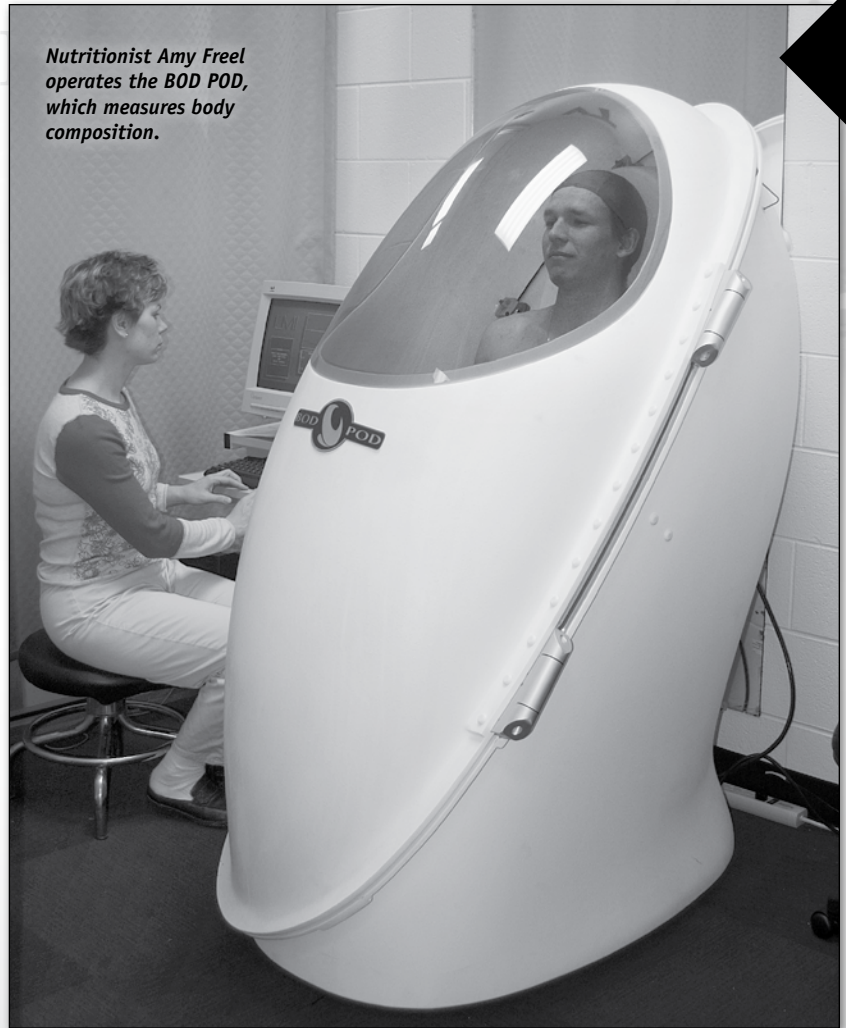
Freel works individually with student-athletes to provide them with information they need on their diet. She also provides individual players with diet counseling on issues such as gaining lean muscle mass, losing body fat, and eating choices to improve performance.

She also designs individual meal plans for athletes. Freel gives an on-campus dining education seminar. She also provides over 300 athletic department recipe books and supplement bars for every athletic team.

"It is extremely beneficial for our student-athletes to have nutrition education and counseling available to them in order for them to remain successful in their sports and outside of athletics," Freel says. "The individualized nutrition education allows me and the athletes to get very specific on their nutritional, personal and sport-specific goals."


Also in July 2002, the Virginia Tech Athletics Department purchased the BOD POD body composition system. Tech is one of a handful of college athletic departments using this type of technology. The BOD POD is found in many professional training facilities, such as Major League Baseball and the NFL. It accurately measures body composition (percent of body fat, lean muscle mass and fat mass) through air displacement within five minutes. Research has shown that an increase in lean muscle mass will increase athletic performance. The Sports Nutrition Program has helped countless Tech athletes maximize their athletic performance.

Nutritionist Amy Freel operates the BOD POD, which measures body composition.



Formula for success

- preparation
- positive attitude
- playing with confidence
- staying focused
- executing your



Dr. Gary Bennett is available to counsel students either in groups or individually.

Sport Psychology

Virginia Tech also offers another important service to all its student athletes – sport psychology. Dr. Gary Bennett coordinates the sport psychology department, which offers psychological and performance enhancement services for student-athletes. Bennett also works closely with the Cook Counseling Center.

Bennett meets with student athletes on an individual basis for personal counseling and to discuss the mental aspects of the game. He also works on team building, communication and performance enhancement.

"We try to address all the various factors that affect student-athletes' performance on and off the field," Bennett says. "We believe we can help athletes perform better by addressing those concerns."

The sport psychology department also offers an injury group to afford injured athletes the opportunity to meet with other injured athletes and talk about their recovery process. On average, the psychologists conduct 20 individual sessions per week and also meet weekly with teams as the need arises.

A new addition to the sport psychology resources is the Dynavision 2000, a unique conditioning and training program designed to increase focus and concentration, improve coordination and visuomotor reactions, and increase peripheral awareness. Virginia Tech is privileged to be one of only a handful of schools with this cutting-edge technology.

Student Life

The Virginia Tech Athletics Office of Student Life is under the direction of coordinator Patricia Lovett. The programs and services implemented by the Athletics Office of Student Life are inspired by the NCAA/CHAMPS Life Skills Program. The program was honored by the Division I-A Athletic Director's Association as a Program of Excellence for its commitment to serving the good of the student-athletes.

Two members of each sport team serve on the Student Athlete Advisory Committee (SAAC) each academic year. Highlights of the 2006-2007 SAAC include the first student-athlete formal dance in January, a toy drive competition among the sports teams for the Montgomery County Christmas store collecting over 1,200 toys, a canned food drive competition versus University of Virginia's SAAC (donating over 4,000 canned foods to the local food banks) and participating in Virginia Tech's Relay for Life. For the first time in school history, SAAC sponsored two members on Homecoming Court – Bryan Collier (men's soccer) and Jessica Botzum (women's swimming and diving).

Virginia Tech student-athletes obtain personal development education through workshops and speakers. Last year, they welcomed Michael Franzese to campus. Franzese, the son of a kingpin in New York's Columbo crime family, talked to student-athletes about the downfalls of gambling and the importance of integrity in themselves, their athletics and their community. Topics covered in these presentations include appropriate campus and community conduct, media relations, sport psychology, drug and alcohol education, sports agent relations, gambling and healthy relationships.

Student-athletes are offered workshops on topics such as resumé design, career fair etiquette, interview skills, interview attire and mini-career fairs. Student-athletes are encouraged to participate in on-campus interviewing and eRecruiting along with securing internships and co-ops during their college careers.

Andrew Montgomery (men's cross country) and Jessica Botzum (women's swimming and diving) received the Skelton Award for Academic Excellence in Athletics. The award is given to one male and one female student-athlete who demonstrate leadership, outstanding academic excellence



"The goal of our office is to provide students with the total college experience. When athletes graduate, I want them to look back and believe they had full access to a variety of opportunities while at Virginia Tech."

– Patricia Lovett,
Coordinator of Student Life

and community involvement. The recipients of the award receive a \$5,000 scholarship donated by Dr. Bill and Peggy Skelton.

Hokie student-athletes volunteered over 1,400 hours in the local community last year. In addition, 449 Virginia Tech student-athletes earned a 3.00 grade point average during one or both semesters in 2006-07. The accomplishments are even more amazing in the context of the 2006-2007 athletic seasons being some of the most successful in Virginia Tech history.

Virginia Tech student-athletes are more involved than ever in local schools, community groups and hospitals. Each athletic team at Tech has a community partner with which it volunteers time. The Tech baseball team has a partnership with the American Red Cross blood services division. Today's Virginia Tech student-athletes are setting a high standard for those to come.

Academic Excellence


The Virginia Tech Athletics Office of Student Life is responsible for nominating student-athletes for academic honors and awards. Athletes are nominated for on-campus, Atlantic Coast Conference and national awards. Student-athletes with a 3.00 GPA are rewarded each semester by being honored on the Athletic Director's Honor Roll. The 2006 calendar year listed 449 student-athletes, student managers, student trainers, cheerleaders and HighTechs with this honor.

Several athletes from the Virginia Tech baseball team have received various academic awards. Five Tech players were named to the Atlantic Coast Conference All-Academic Baseball team last season and 10 Hokies were named to the Athletic Director's Honor Roll in 2006-07. Warren Schaeffer and Bryan Thomas were named to the 2006 Virginia Tech

All-Academic Team for attaining the highest GPA in 2006-07 on the baseball team. Bryan Thomas also received the ACC Top 6 for Service Award for 2006-07 year.

Athletic Excellence

The Virginia Tech Student Athlete Advisory Committee (SAAC) promotes effective communication between athletic administration and student-athletes. SAAC is comprised of two representatives from each sport. These representatives meet twice a month to discuss issues and concerns regarding their sports, department of athletics, ACC and NCAA legislation. The student-athletes encourage their teammates to get involved both on campus and in the community. Each year SAAC sponsors a canned food drive during the basketball season. The baseball team representatives on the committee are Steve Bumbry and Ty Hohman.



As one of the baseball team's SAAC representatives, Steve Bumbry participated at the organization's canned food drive in February.



Members of the baseball team (Sean O'Brien, Luke Padgett, Randy Buffington and Matt Hacker) visited youth at the Montgomery County-Floyd Library to encourage the importance of reading.

The Virginia Tech Sports Medicine Department is an ever-changing and developing unit that strives to provide the most current and comprehensive care to all student-athletes.

Under the leadership of Mike Goforth, assistant director of athletics for athletic training, the department is constantly evolving to incorporate new ideas and state-of-the-art resources for the betterment of student-athletes.

A professional staff – including primary care physicians who are Board certified in family medicine and sports medicine, orthopaedic surgeons, certified athletic trainers, physical therapists, chiropractors, massage therapists, sports psychologists, nutritionists and orthotists – is available to manage the health care of athletes.

As part of the evolution, Tech recently completed its fifth full year in the new 4,300-square-foot Eddie Ferrell Memorial Training Room. This area consolidated the training rooms that existed in the Merryman Center and Cassell Coliseum. The facility gives the training staff a centralized area to care for the needs of all Virginia Tech student-athletes. With its completion, Virginia Tech now has more than 10,000 square feet dedicated to sports medicine, placing Tech in the top five percent nationally.

The new room allows the staff to utilize the former Merryman Center facility for physical therapy, chiropractic care and massage therapy. The treatment room has numerous treatment modalities, including portable X-ray, electric stimulation, ultrasound, hot and cold packs and

a lumbar/cervical traction unit. There are also offices for the staff, dozens of training tables, two cold tubs, whirlpools, an underwater treadmill, a Biodex System 3 and various other pieces of rehabilitation equipment and treatment modalities.

In addition, a training room in Rector Field House serves teams when they practice indoors and the Gordon Family Mobile Sports Medicine Unit is a new portable training room that can be transported to various venues.

After the sports medicine staff diagnoses and treats an ill or injured athlete, the staff then starts collaborative work with the strength and conditioning staff to give the best injury prevention and performance enhancing programs possible. The training, medical, and strength and conditioning staffs each have a role in bringing the athlete back quickly and ready to play. After an injury, an athlete will go through rehabilitation and physical therapy. Athletes are then moved to weight training, as they become able. The strength and conditioning staff uses specific programs for each injury in an effort to get the athlete back quickly. Prior to return to full participation, the athlete will also complete a series of drills and progressions that are specific to the athlete's position that will help insure that the athlete is ready to return with a greatly reduced risk of re-injury.

The sports medicine staff also takes great pride in treating the athlete year-round. Special attention is paid to off-season activity.

A vital part of student-athletes' services is the access to the Schiffert



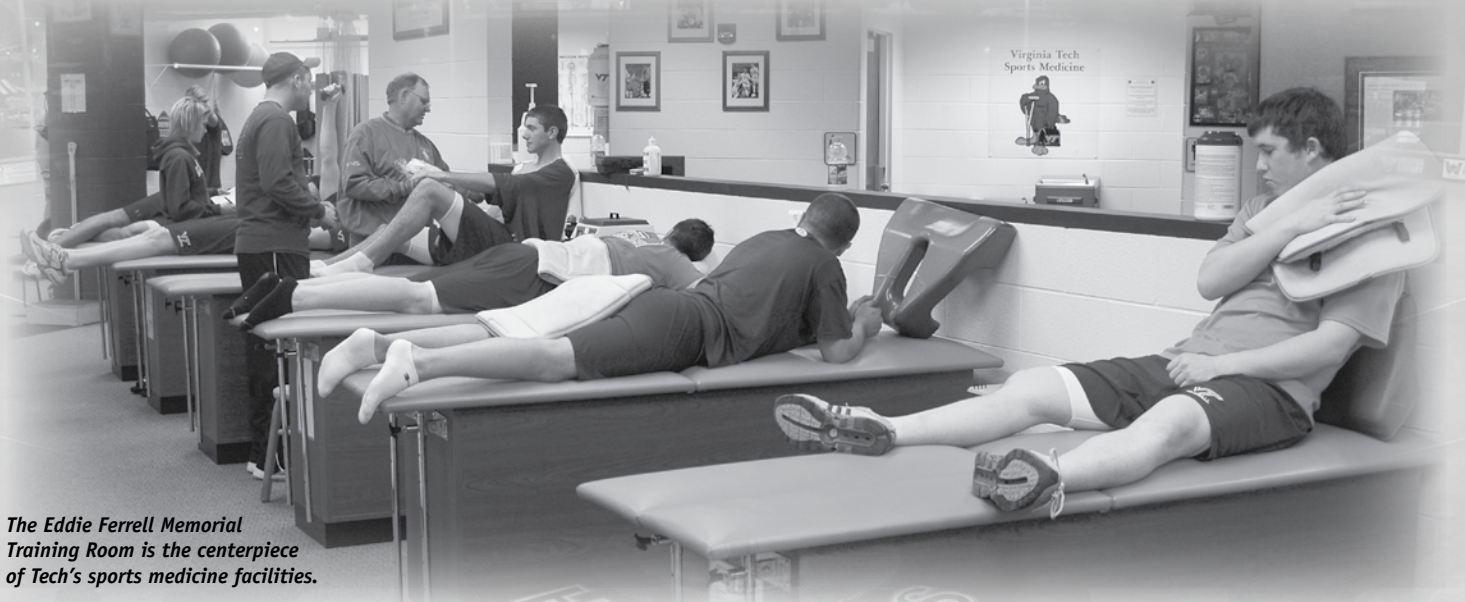
Athletic trainer Jimmy Lawrence (r) works directly with the baseball team.

Student Health Center in McComas Hall. A health center and counseling services are available on one side of McComas Hall, while recreation sports and fitness programs are available on the other. The center also has a fully operational diagnostic laboratory, X-ray facilities and eight full-time physicians.

Tech also maintains a special

relationship with Montgomery Regional Hospital. Montgomery Regional Hospital is the choice for state-of-the-art equipment to perform surgeries, diagnostic imaging and processing of laboratory requests.

Veteran athletic trainer Jimmy Lawrence works directly with the baseball team, attending practices and traveling with the team.



The Eddie Ferrell Memorial Training Room is the centerpiece of Tech's sports medicine facilities.

ATHLETIC FACILITIES

The west side expansion at Lane Stadium/Worsham Field (right) houses a new athletic ticket office, academic advising center and Hokie Club office, as well as game day amenities such as suites, club rooms and a press box.



Rector Pavilion and outdoor courts at Burrows-Burleson Tennis Center



Tech Softball Park




Rector Field House



Virginia Tech Soccer Stadium



Cassell Coliseum rocks for Hokie basketball games



The Merryman Center Weight Room



War Memorial Pool




The Pete Dye River Course of Virginia Tech



The Johnson-Miller Outdoor Track and English Field



A SUCCESS STORY



The Hokie softball team celebrates an ACC championship in 2007.

Frank Beamer and the Hokie football team made its 15th straight bowl appearance following the 2007 season.

Virginia Tech has a long and proud athletic tradition, but the Hokies have really seen their success and visibility grow immensely over the past few years. For the ever-growing legion of Tech fans, the most exciting part is that the future looks even brighter.

On July 1, 2004, Virginia Tech officially became a member of the prestigious Atlantic Coast Conference – a move that has already helped the Hokie athletics program grow stronger.

Tech competes at the Division I level of the NCAA, and with a total of 21 varsity sports, 11 for men and 10 for women, Virginia Tech provides generous opportunities for athletes (and fans) to get in the Hokie huddle.

The success – and bright outlook – of the baseball program is only part of the story.

Tech's nationally-known football team has had unprecedented success over the past decade. The Hokies have played in 15 consecutive bowl games. In 2007, the Hokies won the ACC Championship and capped the season with a trip to the Orange Bowl in Miami. The Tech football team also captured the ACC Championship in its inaugural season in the league, won BIG EAST Conference Championships in 1995, 1996 and 1999, and played for the National Championship in the 2000 Nokia Sugar Bowl.

In 2005, Spyridon Jullien won NCAA titles in the indoor weight throw and the outdoor hammer throw, bringing the school its first-ever NCAA Championships in any sport. During Jullien's senior year, he again won the weight throw during the indoor season and captured the hammer throw title at the NCAA Outdoor Championships.

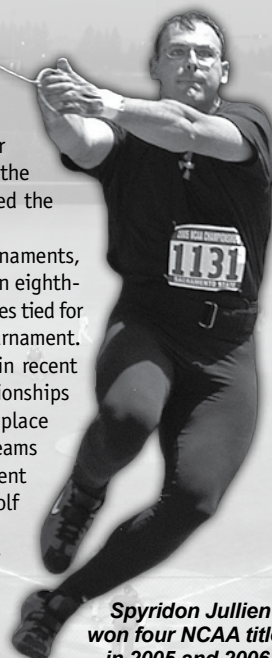
The women's basketball team advanced to the postseason again last year, marking the 12th time in the past 14 years that the Hokies have made it to the postseason. The men's basketball team received a bid to the NCAA Tournament last year and finished with a 22-12 record including a sweep of North Carolina and a victory at Cameron Indoor Stadium over Duke. Tech's women's track team won the school's first ever NCAA East Regional Championship after sweeping both the ACC indoor and outdoor championships.

In the fall of 2007, the men's soccer team earned its highest ranking ever and received a first-round bye in the NCAA Championships before advancing to the final four. The softball team has advanced to the NCAA tournament the last three years and won both the 2007 ACC regular season and tournament titles. The women's soccer team reached the postseason for the first time in its history during 2004 and earned the ACC Sportsmanship award in 2005.

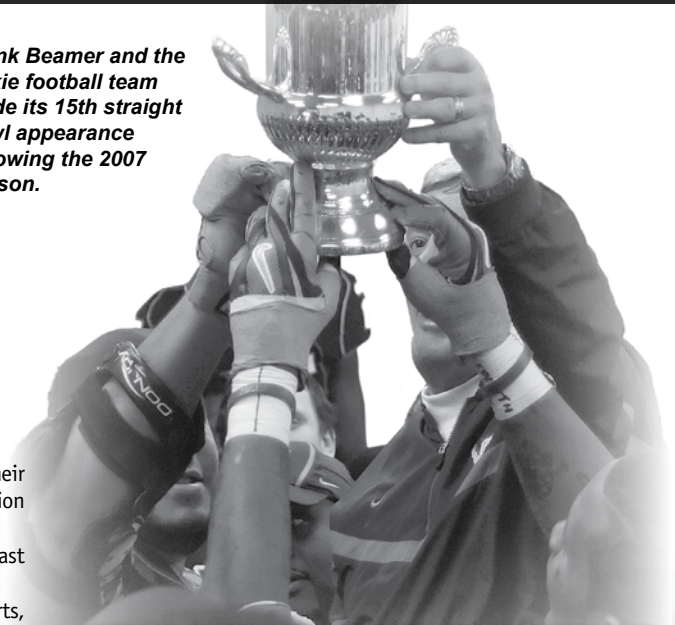
In 2001, the Hokie golf team won a nation's-best six tournaments, including the BIG EAST Golf Championship and went on to record an eighth-place finish at the 2001 NCAA Golf Championship. Last year, the Hokies tied for the ACC tournament title and made a return visit to the NCAA Tournament.

Women's cross country has also become a national contender in recent years, with the team placing 18th at the 2006 national championships and Tasmin Fanning earning All-America honors with a 12th-place individual finish in 2007. Tech's baseball team and men's tennis teams have also participated in NCAA postseason competition in recent years, as have individuals from wrestling, tennis, swimming, golf and track & field.

Prior to joining the ACC, Virginia Tech was a charter member of the BIG EAST Football Conference since 1991, and a member of the BIG EAST in all other sports except wrestling from 2001 to 2004.




Spyridon Jullien won four NCAA titles in 2005 and 2006.




Freshman Queen Harrison earned All-America honors in both the 100m hurdles and 400m hurdles in 2007.



Drew Weaver won the 2007 British Amateur and led the Hokies to an NCAA Tournament appearance.



HISTORY AND RECORD BOOK



Hall of Famer Chuck Hartman amassed 961 wins in 28 seasons as head coach of the Hokies.

HOKIE HARDBALL HISTORY

114 SEASONS OF TECH BASEBALL

They've been playing the game of baseball in these mountains for a long time. It's been played on the Drill Field and in a bandbox called Tech Park. Players with names like "Boots" and "Hooks" cleared the pebbles on the infield dirt for guys named Jim Stewart and Franklin Stubbs. They played as members of the Corps of Cadets and as members of the Pamplin School of Business. R.B. Prince coached the Orange and Maroon when V.P.I. won the South Atlantic championship. Coach Red Laird swapped fishing stories and made a young man named Johnny Oates lose weight. And a feisty skipper named Chuck Hartman came to Blacksburg in 1979 and 28 years later retired as the fourth-winningest coach in NCAA Division I history. From "Jockey" Kircher, to fly balls off the left fielder's head, to windy Blacksburg springs, these mountains have stories to tell – over 100 years of stories.

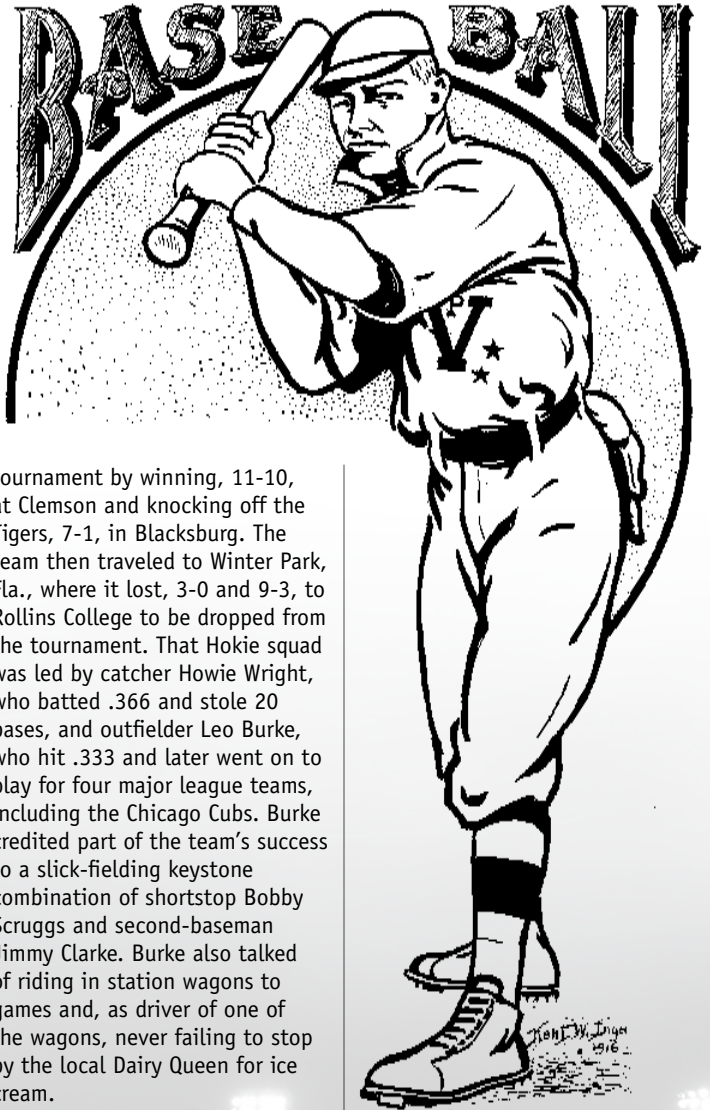
Virginia Tech had a baseball nine before it even had the name Virginia Polytechnic Institute. In the spring of 1892, cadets playing for the Virginia Agricultural and Mechanical College bumped over a Brush Mountain trail to play an outfit called the Newports. The cadets representing V.A.M.C. defeated the Newports, 18-8. By 1894, class baseball teams and

rivalries within the Corps were established. These Corps teams supplied players to the varsity squad.

Up to the early 1960s, most members of Virginia Tech's student body were in the Corps of Cadets. But, with or without life in the barracks, Virginia Tech baseball has had its share of success.

The 1915 club won the South Atlantic championship by posting a 21-0 record, the only undefeated season ever in the sport. The team captain, Skinny Bruce, hit a team-leading .474 and fielded 1.000 at his left field post, which earned him a trip to Washington to play with the Senators. In the Washington and Lee game that year, Tech was down 8-3 going into the ninth, but scored five runs to tie, including three on a home run by shortstop Jimmy Powell. The Hokies won in the 10th. A pitcher named Ernest King Bibb hurled a one-hit, 3-0 shutout of Hampden-Sydney to open the season and closed it with a two-hit, 1-0 blanking of Roanoke College to keep Tech's record perfect. "Boots" Williams knocked in the only run.

The first Tech team to reach the NCAA baseball playoffs was Coach Red Laird's 1954 club. Virginia Tech went 12-6 during the regular season and eliminated Clemson in the first round of the NCAA



tournament by winning, 11-10, at Clemson and knocking off the Tigers, 7-1, in Blacksburg. The team then traveled to Winter Park, Fla., where it lost, 3-0 and 9-3, to Rollins College to be dropped from the tournament. That Hokie squad was led by catcher Howie Wright, who batted .366 and stole 20 bases, and outfielder Leo Burke, who hit .333 and later went on to play for four major league teams, including the Chicago Cubs. Burke credited part of the team's success to a slick-fielding keystone combination of shortstop Bobby Scruggs and second-baseman Jimmy Clarke. Burke also talked of riding in station wagons to games and, as driver of one of the wagons, never failing to stop by the local Dairy Queen for ice cream.

The school's next sweet season came in 1969 when the Laird-coached Tech squad went 26-5 and was invited to the NCAA playoffs in Gastonia, N.C. There, the Hokies beat Furman before losing to Mississippi and North Carolina to finish with a 27-7 ledger. Senior pitcher Steve Pittman went 6-0 and Dean Hahn posted a 5-0 record and hit .367 while playing first base. Junior Eddy Oates went 7-2 on the mound and also hit .313. Outfielder Steve Rosson also swung a big stick for Tech, hitting .343.

The diamond Hokies' next trip to the NCAA tournament was in 1976 under Coach Bob Humphreys. Tech went 33-7 during the regular season and six regulars, led by outfielder Sandy

Hill at .351, batted over .300. Paul Adams supplied power with 10 homers and 55 RBIs. Wayne Shelton, the cornerstone of Humphreys' NCAA teams, swung a .321 stick. The Hokies lost two one-run games in the Atlantic Regionals, a 10-inning 7-6 loss to South Carolina and a 5-4 nail-biter to Furman.

Humphreys also coached Tech to one of the most remarkable runs in the history of college baseball. Building on the foundation of pitching and excellent defense, the 1977 Tech team reeled off a 31-game winning streak after beginning the year with a 3-7 start. Pitchers Mike Rhodes, Jim Puglisi and Duke Dickerson carried the pitching load. Rick Wade, a team leader on



The 1892 baseball team was the first varsity sport team at Virginia Tech.

and off the field, hit .312 for the Hokies and Dennis Duff hit .336. The '77 Hokies participated in the NCAA Mideast Regionals.

Humphreys stressed pitching and defense during his five-year stint as the Hokies' head coach and produced a .692 winning percentage. His teams stood in contrast to the power-hitting lineups that Coach Chuck Hartman coached in the early 1980s. Led by sluggers Franklin Stubbs, Billy Plante, George Canale and Trey McCoy, the Hammerin' Hokies took full advantage of the cozy confines of Tech Park during the decade of the 1980s. Stubbs hit 29 dingers for Tech in 1981 to lead the nation and tie the NCAA record at that time for home runs in a season. Loyal Hokie fans remember Stubbs as a mobile power hitter who just missed becoming the first 30-30 player in Division I history. The first baseman stole 34 bases in addition to his 29 homers, to lead the team to a 48-9 mark.

The next season, third baseman Jim Stewart, who hit 18 home runs and drove in 68 runs, joined Stubbs as an All-American. That 1982 Hokie nine became the first Tech team to win 50 games in a season

and had seven of its members — Stubbs, Stewart, Brian Rupe, Jay Phillips, Ray Perkins, Jimmy Foit and Mark Krynitsky, sign pro contracts. Coach Hartman's teams rolled up 398 wins in the 1980s, won 71 percent of their games and three times finished the season ranked in the Top 20. During the 1987 season, Hartman became Tech's winningest coach.

In 1989, Hartman and the Hokies moved to spacious English Field, a classy new baseball-only facility at the southwest corner of campus. The deeper fences of the new field would cause a decline in Tech's power numbers but not in the program's success.

The 1994 team was bumping along through a rebuilding year. Hartman's young team was 28-23 after concluding the regular season. Then, faster than you could say Brian Fitzgerald, the Hokies were champions and headed to the NCAA Tournament.

Tech used outstanding pitching and solid defense to capture its first-ever Metro Conference Tournament title.

The Hokies were seeded sixth in the '94 Metro Tournament on the basis of their 8-9 record in conference



Tech coaches G.F. "Red" Laird (l) and Chuck Hartman are both members of the American Baseball Coaches Association Hall of Fame.

play. The Tech nine met No. 3 seed South Florida in the first round. Fitzgerald, the team's sophomore ace, pitched a two-hit, complete-game shutout as Tech won 2-0. Next came No. 2 seed Southern Mississippi. Third baseman Bo Durkac doubled, tripled and drove in two runs to lead the offensive attack, and Ron Preston pitched into the ninth inning as the Hokies won 6-4. Senior Rob Gibson continued Tech's mound heroics with a stellar performance against UNC Charlotte, the tournament's No. 1 seed. Gibson allowed just one hit in a 4-1 Tech win.

Tulane stalled Tech's drive to the title by knocking off the Hokies, 6-3, on the final day of the event in Louisville, Ky. The Green Wave's win set up a championship game between the two teams. Tulane jumped out to a 3-0 lead in the second inning of the title game, but the Hokies fought back. By the end of the fifth inning Tech had taken the lead, and Fitzgerald and reliever Charlie Gillian made it stand up for a 5-3 victory. The championship earned Tech a spot in the NCAA East Region where it lost to Auburn and all-time NCAA strikeout leader John Powell, 7-0, and fell to The Citadel, 4-3.


Tech moved from the Metro to the Atlantic 10 Conference in 1996 and preceded to win conference titles and NCAA trips in three of its five seasons in the league. Catcher Barry Gauch

led the Hokies to the A-10 tournament championship in 1997. Tech marched to the title with three straight wins, including two against defending champion UMass. The Hokies hit .364 as a team in the tourney and scored 38 runs, including 25 during the first three innings of their games. Tech never trailed during the three-day event. Gauch had three home runs and nine RBIs to win MVP honors.

The Hokies registered one of the biggest wins in school history at the NCAA South II Regional in '97 when they defeated 10th-ranked Southern Cal, 3-2. Senior Matt Reynolds hit two solo home runs and junior pitcher Denny Wagner went the distance to spark the victory. It was the Hokies' first-ever win over a Top 10 foe during NCAA tournament competition. The following year, the Trojans returned to win the College World Series and earn the national championship.

Tech won two games on the last day of the 1999 A-10 Championships to earn another NCAA regional trip. Tournament MVP Larry Bowles contributed 10 hits, 14 RBIs, two home runs and a 12-strikeout, complete-game pitching victory during the conference event. The Hokies repeated as champions again in 2000 behind an MVP performance by outfielder Addison Bowman.

The following year, Virginia Tech made another conference move, becoming full-time members of the BIG EAST. It



During the summer of 1981, Tech first baseman Franklin Stubbs helped the U.S. Baseball Federation All-Star team win two gold medals in international competition.

Tech players celebrate their 1997 Atlantic 10 Championship.



didn't take Hartman and his Tech nine long to become comfortable in their new home. The Hokies advanced to the finals of the BIG EAST championships during their first season in the league and shared the conference's regular-season title with Notre Dame in 2002.

Pitcher Joe Saunders, who posted three straight nine-win seasons during that stretch, became Tech's highest pick in the summer Major League Baseball amateur draft following the 2002 season. The Anaheim Angels took the junior left-hander with the 12th pick of the first round.

Another junior, outfielder Brad Bauder, also made headlines in 2002. Bauder had one of the greatest games in collegiate history when he went 8-for-8 against Georgetown, hitting for the cycle and contributing four home runs, seven runs scored, 14 RBIs and 23 total bases.

Up until the 1970s, the team was comprised mostly of members

of the student body who had been recruited for other sports or tried out for the baseball team of their own volition. Many baseball players were multiple-sport athletes. In 1902, future College Football Hall of Fame inductee Hunter Carpenter played on the gridiron in the fall and the diamond in the spring. In the 1930s, Al Casey starred in football, track and baseball. Harry Bushkar was recruited on a football scholarship in the early 1940s and played football, basketball and baseball before signing with the Yankees' organization. In the 1950s, Howie Wright was a standout catcher on Tech's 1954 NCAA baseball team and a star halfback on the Hokies' unbeaten and nationally-ranked 1954 football team.

During the 70s, Tech's baseball program was expanded and the head coach no longer doubled as the assistant football or basketball coach as men like Mac McEver and Red Laird had done


for many years. With one sport to concentrate on and an increased budget, coaches Humphreys and Hartman were free to spend more time on the recruiting trails. The move paid off. Since 1974, when Humphreys began his five-year coaching stint, Tech baseball has averaged 33 wins a year and has had just three losing seasons.

Tech's longest conference affiliation began in 1921 when the Hokies became a charter member of the Southern Conference. During the early years, the conference was composed of most of the teams that now make up the Southeastern Conference and the ACC. Tech remained in the league until June 1965, when it withdrew to become an independent. The Hokies played baseball as an independent until joining the Metro Conference after the 1978 season.

When Tech joined the Southern Conference, the baseball team was still playing its home games on an area that was part of what

is now the Drill Field. The area was first called Sheib Field, and later Gibboney Field. After it was re-graded and enlarged in 1909, it was tabbed Miles Field. In 1926, Miles Stadium was constructed behind the War Memorial Gym and became the home for football, track and baseball. It wasn't until 1955 that the baseball team got a home of its very own. Tech Park, which eventually became nestled between Cassell Coliseum and Lane Stadium, had both dugouts and home run fences. Coach Hartman believes the ball jumped out of Tech Park particularly well to right field and is an expert witness after coaching Stubbs, Plante, Canale and McCoy, all of whom hit more than 20 home runs in a single season.

One former Hokie who was still plying his craft in the pros when Stubbs first started banging down the walls in Blacksburg was former Baltimore and Texas manager, Johnny Oates. Oates came to Tech looking for an education



First-round draft pick Joe Saunders posted 27 wins in his three seasons at Tech.



Johnny Oates starred for the Hokies in the mid-1960s and went on to become a major league player and manager.

and a win over VMI. He left with a pro contract and a win over an Alabama team that had Kenny Stabler as a member. In fact, Oates' pro career may not have come to fruition if not for stern words from Coach Laird. After coming to Tech, Oates' playing weight ballooned from his normal 185 to 215. Oates remembered Laird summoning him to his office and asking the youngster in a sarcastic tone if Oates wanted to let a chance at a pro career slip away. After a winter of wrestling and running, Oates returned to his normal playing weight.

Oates played much of his sophomore season in 1966 with

an injured heel. Before a home game with UNC that year, Laird struck a gentlemen's agreement with Tar Heel coach Walter Rabb, an old fishing buddy, that would allow a pinch-runner for Oates every time he reached base yet still allow the Tech standout to remain in the game as the catcher. During the first eight innings of the game, Oates walked three times and singled twice. His pinch-runner, Mike Knight, scored five times. In the bottom of the ninth inning, Oates hit a three-run homer to give the Hokies a 15-14 victory.

There are other stories of what it was like to play

baseball at Virginia Tech. Outfielder Wilson Bell never forgot being hit in the head by a fly ball and having his center fielder toss him a glove for 'noggin' use only. Chuck Hartman fondly remembers two streakers on a motorcycle zipping behind the outfield fence during a game at Tech Park.

There are plenty of baseball stories in these mountains, and with Virginia Tech now in the Atlantic Coast Conference and under the new direction of second-year head coach Pete Hughes, there are plenty more still to be written.

Special thanks to Ed Moore, who did the initial research and writing for this story in 1992.

Tech's early games were played on an area where the Drill Field is now located.



TECH MAJOR LEAGUERS

Erwin Renfer, p

Played at Tech in 1910 ... Appeared in one major league game for the Detroit Tigers in 1913.

Wally Shaner, of/inf

Was a member of the 1920 Tech team ... Went on to play on three different teams during four major league seasons before ending his career in 1929 ... Arrived in the majors in 1923 as a left fielder and third baseman with the Cleveland Indians ... Played two seasons with the Red Sox and one with the Reds ... Was a career .278 hitter in the majors.

Buddy Dear, 2b

Starred as a shortstop at Tech from 1925-27 ... Signed with the Washington Nationals and played in one major league game before an injury cut his career short in 1927.

Cloy Mattox, c

A member of Tech teams from 1927 through 1929 ... Made it

to the major leagues with the Philadelphia Athletics in '29, playing in three games.

Toby Atwell, c

Played on the 1943 Tech squad ... Did not show up in the majors until 1952 when he was 28-years old ... Spent five seasons in the big leagues, playing for three different teams ... Batted .290 for the Cubs in 1952 and carried a .289 batting average for the Pirates in 1954 ... Finished his career with the Milwaukee Braves in 1956.

Leo Burke, of/utility

A three-sport letterman at Tech who turned to pro baseball following his graduation in 1956 ... Played for the Baltimore Orioles in 1958 ... Also played for the Los Angeles Angels, St. Louis Cardinals and Chicago Cubs ... Saw action at every position except pitcher during his major league career, which lasted through the 1965 season.



Franklin Stubbs (r) started at first base for the 1988 World Champion Dodgers.



Leo Burke saw action at every position except pitcher during his major league career.

Johnny Oates, c/manager

Signed with the Baltimore Orioles in 1967 after his junior season at Tech ... Spent 11 seasons as a major league player with Baltimore, Atlanta, Philadelphia, Los Angeles and the New York Yankees before retiring in 1981 ... Managed Yankee AA and AAA teams to playoff berths in 1982 and 1983, respectively ... Took a position as the Chicago Cubs' bullpen coach in 1984 ... Moved to the Baltimore organization in 1988 ... Was named the Orioles' major league manager during the 1991 season ... Selected the American League Manager of the Year by The Sporting News in 1993 ... His 237-199 record from 1991-94 was the third-best in the American League for that span ... Signed a contract as manager of the Texas Rangers in October 1994 ... Earned American League Manager of the Year honors in 1996 after guiding the Rangers to the AL West championship.

Franklin Stubbs, 1b/of

Was a first-round draft pick of the Los Angeles Dodgers in 1982 after his junior season at Tech ...

Got his first call to the majors in April of 1984 ... Shared first base duties for the World Champion Dodgers in 1988 and started all five World Series games against Oakland that season ... Was traded to the Houston Astros prior to the 1990 season ... Set a Houston club record for home runs by a left-handed hitter with 23 ... Signed a three-year free agent contract with the Milwaukee Brewers in 1991 ... Joined the Atlanta Braves' organization after retiring as a player ... Spent five seasons as a roving hitting instructor for the Braves and two as the hitting coach for the Myrtle Beach Pelicans ... Coached for the Mississippi Braves in 2007.

Mike Williams, p

Signed with the Philadelphia Phillies in 1990 after his junior year at Tech ... Was called to the majors during July of 1992 ... Pitched a three-hitter in his second major league start for a 9-3 victory against the Los Angeles Dodgers ... Split time between the majors and Triple-A in 1993 and '94 ... Appeared in 33 games for the Phillies in 1995, including eight starts ... Compiled a


3-3 record and 3.29 ERA ... Moved into the starting rotation in 1996 ... Signed as a free agent with Kansas City and saw action on the AAA and major league levels in '97 ... Pitched in 37 major league games as a reliever for the Pittsburgh Pirates in '98, compiling a 4-2 record and 1.97 ERA ... Led the Pirates in saves with 23 during the 1999 season ... Made 72 appearances in 2000 posting 24 saves and a 3.50 ERA ... Had 22 saves for Pittsburgh in 2001 before being traded to the Houston Astros in August ... Finished with a 6-4 record, including a 4-0 mark with the Astros ... Re-signed with the Pirates ... Set a Pirates club record with 16 consecutive saves in 2001, then posted a club-record 46 saves in 2002 ... Pitched in the 2002 Major League All-Star game and was chosen for the game again in 2003 ... Posted 25 saves in 40 games for the Pirates in '03 before being traded to Philadelphia ... Had three saves for the Phillies as a setup man... Retired before the 2004 season.

George Canale, 1b


Passed up his senior year at Tech after he was picked in the sixth round of the 1986 draft by the Milwaukee Brewers ... Made his first appearance in the majors during September of 1989 ... Hit a home run in his second major league at bat ... Was called up again in 1990 ... Was traded to Montreal and then to Cleveland where he spent most of the 1992 and 1993 seasons at the AAA level.

Brad Clontz, p

Was drafted in the 10th round and signed by the Atlanta Braves in 1992 ... Named the Southern League Pitcher of the Year in 1994 after saving 27 games at Greenville and posting a 1.20 ERA ... Saved 11 more regular season games at Richmond and won the Rolaids Relief Man award as the top reliever in the minor leagues ... Worked as a closer, then a setup man during his major league rookie season in 1995 ... Finished with an 8-1 record, four saves and a



Lefty Joe Saunders was 8-5 for the Angels in 2007.



Mike Williams posted 46 saves for the Pittsburgh Pirates in 2002.

3.65 earned run average ... Led the National League in relief wins ... Was a setup man in '96 and led the National League in appearances with 81 ... Posted a 5-1 record, one save and a 3.75 ERA in 51 appearances during the 1997 season ... Signed with the Dodgers prior to the 1998 season ... Saw some major league action with LA in '98 and with the Pittsburgh Pirates in 2000.

Kevin Barker, 1b

A third-round draft pick of the Milwaukee Brewers following his junior season at Tech in 1996 ... Started 1999 at Triple-A and had 23 homers and 87 RBIs when he was called up to the majors in mid-August ... Played in 38 major league games for the Brewers, starting 29 ... Hit .282 with three doubles, three home runs and 23 RBIs ... Saw action in 40 games during the 2000 season, batting .220 with five doubles, two homers and nine RBIs ... Moved to the San Diego Padres organization and saw action in seven major league games in 2002 ... Appeared in 12 games for the Toronto Blue Jays in 2006, batting .235.

Brian Fitzgerald, p

Was drafted in the 20th round and signed by the Seattle Mariners in 1996 ... Was called to the majors during the 2002 season ... Pitched as a reliever in six games, working 6.1 innings ... Did not have a decision ... Retired from baseball in 2003.

Joe Saunders, p

The 12th overall pick in the 2002 draft by the Los Angeles Angels ... Was called to the majors in 2005 to start against the Toronto Blue Jays in August ... Pitched 7.1 innings, allowing five hits and two runs in a no-decision ... Returned in September to pitch one game ... Started and pitched just two innings ... Got 13 starts for the Angels in 2006, posting a 7-3 record and 4.71 ERA ... Struck out 51 and walked 29 in 70.2 innings ... Started 18 games in 2007, working 107.1 innings ... Posted an 8-5 record and 4.44 ERA ... Put together a six-game winning streak, the longest by an Angel in 2007.

TECH ALL-AMERICANS



Franklin STUBBS, 1b

Hamlet, N.C.

As a sophomore in 1981, he became the first

Tech baseball player to earn first-team All-America honors ... Was picked as the DH on the *All-America Baseball News* (now *Baseball America*) All-America squad and was a second-team choice at first base on the American Association of College Baseball Coaches' team ... Earned those honors by hitting .417, driving in 83 runs, stealing 34 bases and slugging 29 home runs ... Set nine school records and led the nation in home runs and slugging percentage (.969) ... The following season as a junior, he was named to *The Sporting News'* All-America team.




Jim STEWART, 3b/p

Seabrook, Md.

Was named as the first-team third baseman

on the 1982 American Association of College Baseball Coaches' All-America team following an outstanding senior season ... Led the team with a .404 batting average ... Contributed 88 hits (a



George CANALE, 1b

Roanoke, Va.

Led the nation in home runs with 29 as a

junior (1986) on the way to earning first team All-America honors from *Baseball America* and *The Sporting News* ... Led the team in hitting with a .373 average ... Also contributed 71 runs batted in, 76 runs scored and a team-high 47 bases on balls ... Established school career marks for home runs (76), total bases (502) and runs batted in (227) ... Considered Tech's top defensive first baseman.



Trey MCCOY, 1f

Virginia Beach, Va.

Earned third-team All-America honors from the

American Association of Baseball Coaches as a sophomore in 1987 ... Hit .406 with 21 home runs, 66 RBIs and 48 bases on balls ... Led

Matt Griswold



the team in 11 offensive categories ... Was named the University Division Player of the Year in the state of Virginia and led the Metro Conference in batting, home runs and RBIs.



Dee DALTON, SS

Roanoke, Va.

Named third team on the 1993 NCAA

Division I All-America squad selected by *Collegiate Baseball* following his sophomore season ... Hit .341 and drove in 42 runs for the Hokies ... Led the team in home runs (14), triples (3), walks (38), runs scored (49) and slugging percentage (.665) ... Fielded .932 overall and .966 in Metro Conference games ... Carried a .459 batting average in league games with seven homers ... His combined offensive and defensive skills rank him as one of the top shortstops in school history.



Kevin BARKER, of

Mendota, Va.

A second-team pick as an outfielder on

the 1996 *Baseball America* All-America team ... Was voted the Atlantic 10 Conference Player of the Year after finishing his junior season with a .361 batting average, 20 home runs and 62 runs batted in ... Led the team with 73 hits, 52 walks and a .492 on-base percentage ... Set a school single-season mark for triples with nine and became the Hokies' all-time leader in that category with 17 ... Started all 59 games in center field, committing just one error ... Was only the fifth Tech player to hit 20 homers in a season.




Charlie GILLIAN, p

Beckley, W.Va.

Finished the 1996 season

among the national leaders in saves ... Named to the third-team Mizuno All-America squad selected by *Collegiate Baseball* ... Posted a Tech single-season record 14 saves to go with a 2-1 record and 1.98 earned run average ... Registered 35 strikeouts in 27.1 innings, while walking just eight batters ... Opponents hit just .186 against the right-handed junior during his 31 appearances.

Kevin Barker was the 1996 Atlantic 10 Player of the Year.






Matt GRISWOLD, of

Severna Park, Md.
The fourth sophomore to earn All-America honors

at Tech during Coach Chuck Hartman's tenure ... Was named to the third team of the 1997 American Baseball Coaches' Association All-America squad ... Finished the season with a team-leading .408 batting average ... Contributed 69 runs batted in and 13 home runs ... Also led the team in walks (49) and on-base percentage (.527) ... Put together a 29-game hitting streak during the season.

61 ... Also topped the Hokies in hits (85), multiple-hit games (28) and multiple-RBI games (17) ... He contributed 17 doubles, three triples and 10 home runs ... Named first-team All-Atlantic 10 and was selected to the A-10 All-Championships team.



Larry BOWLES, p/1b

Boones Mill, Va.

Named third-team All-

America as a sophomore in 1999 by both *Collegiate Baseball* (Louisville Slugger TPX team) and the National Collegiate Baseball Writers ... The MVP of the Atlantic 10 Baseball Championships ... Posted a 10-3 pitching record with a 4.27 earned run average and a team-leading 106 strikeouts in 105.1 innings ... Also played first base and led the team in batting (.390), home runs (14), extra-base hits (34) and slugging (.700) ... Drove in 58 runs and put together a 27-game hitting streak.




Barry GAUCH, C


Woodbridge, Va.

Was selected third-team All-America by the American

Baseball Coaches' Association following his senior season in 1999 ... Batted .374 that season and led the team in runs batted in with



In 2003, Matt Dalton became the first pure relief pitcher ever to earn first-team All-BIG EAST honors.



Marc Tugwell




Matt DALTON, P

Monroeville, Pa.

A member of the 16-man first team of the

2003 National Collegiate Baseball Writers Association All-America team ... Also named third team on the 2003 American Baseball Coaches Association/Rawlings A-A squad ... Did not surrender a run during his first 26 appearances of the season ... Finished with a 0.76 earned run average ... Posted a 3-1 record and tied a school single-season mark for saves with 14 ... Pitched 35 2/3 innings during 29 appearances ... Allowed just 16 hits, only one of which went for extra bases ... Struck out 28 batters and walked just six ... Became the first pure relief pitcher to be named first-team All-BIG EAST.



Marc TUGWELL, 2b

Springfield, Va.

Was picked second team All-America

by both the American Baseball Coaches Association and *Collegiate Baseball* following the 2003 season ... Named the BIG EAST Co-Player of the Year after batting a team-leading .398 and fielding .981 ... Also led the team in at bats (226), runs (64), hits (90), doubles (17) and slugging percentage (.580) ... Was second on the squad in runs batted in (59), stolen bases (16) and on-base percentage (.445) ... Committed just six errors in 308 total chances ... A two-time All-BIG EAST selection at second base.

ACADEMIC ALL-AMERICANS
(as selected by CoSIDA)

- 1970.....Wayne Jarvis, 1st team, IF
- 1975.....Tony Varbonceour, 1st team, 1B
- 1991.....Steve Render, 3rd team, OF
- 1992.....Steve Render, 1st team, OF
- 2003.....Spencer Harris, 2nd team, SS
- 2004.....Tom Blaszak, 1st team, 2B

PAST CONFERENCE HONORS

Southern Conference:

Virginia Tech was a charter member of the Southern Conference when it formed in 1921 and remained a member until the spring of 1965 when it withdrew to become an independent. Following is a list of Tech's All-Southern Conference baseball players from 1952-1965: **1952**, First Team: Tom Bryant, of; **1954**, First Team: Bobby Scruggs, ss; Leo Burke, of; Howie Wright, c; Jim Beard, p; **1955**, First Team: Bobby Scruggs, ss; Leo Burke, of; Howie Wright, c; Grover Jones, p; **1956**, First Team: Leo Burke, of; Second Team: Welford Lucy, 1b; Jimmy Clarke, 2b; **1957**, Second Team: Dave Kuhn, of; Bobby Wolfenden, of; **1958**, First Team: Dave Kuhn, of; **1959**, Second Team: Jimmy Graves, 3b; Dickie Snead, of; Travis Poole, of; **1960**, First Team: Dickie Snead, of; Second Team: Jimmy Graves, p; **1961**, First Team: Eddie Hite, 2b; Lee Melear, p; **1962**, Second Team: Eddie Hite, 2b; Lee Melear, p; Sam Jenkins, p; **1963**, First Team: Tom Green, of; Dave Blake, of; Lee Melear, p; Second Team: Larry Lawson, c; **1964**, none; **1965**, Second Team: M.H. Herndon, of.

Metro Conference:

Tech competed as a member of the Metro Conference from 1978-79 through 1994-95. **1979**, First Team: Dave Grier, p; Harold Williams, 1b; **1980**, First Team: Mike Rhodes, p; Jay Phillips, 3b; Second Team: Franklin Stubbs, 1b; Joe Mitchell, of; **1981**, First Team: Paul Levy, p; Franklin Stubbs, 1b; Brian Rupe, of; Andy Aldrich, dh; **1982**, First Team: Ray Perkins, p; Jim Stewart, 3b; Brian Rupe, of; Franklin Stubbs, 1b; Mark Krynitsky, c; **1983**, First Team: Rick Knapp, p; Tim Buheller, of; **1984**, First Team: Billy Plante, 3b; Bean Stringfellow, p; HM: Shaun Sullivan, of; Budgie Clark, 2b; John Bowler, dh; **1985**, First Team: Shaun Sullivan, of; Tim Buheller, of; Chuck Boyle, utl; Billy Plante, 3b; George Canale, 1b; Bean Stringfellow, p; **1986**, First Team: George Canale, 1b; Trey McCoy, 3b; Tim Buheller, cf; Doug Basse, of; David Potts, p; **1987**, First Team: Brad DuVall, p; Trey McCoy, of; Casey Waller, 3b; **1988**, First Team: Brad DuVall, p; Len Wentz, 2b; Trey McCoy, of; Mike Conte, of; Randy Berlin, dh; **1989**, First Team: Mike Williams, p; Len Wentz, 2b; Casey Waller, 3b; Mike Conte, of; Craig Blum, utl; **1990**, First Team: Len Wentz, 3b; Rod Emmons, of; Second Team: Mike Williams, p; **1991**, First Team: Martin Agee, 2b; David Dallas, ss; Les Jennette, utl; Second Team:



Catcher Barry Gauch led Tech to the 1997 A-10 Tournament title, winning MVP honors along the way.



Lefty Pat Pinkman was the Atlantic 10 Rookie of the Year in 1998.

Steve Render, of; **1992**, First Team: David Dallas, 2b; Les Jennette, dh; Steve Render, of; Second Team: Brad Clontz, p; J. R. Hawkins, of; **1993**, First Team: J.R. Hawkins, of; Second Team: Dee Dalton, ss; Bo Durkac, 3b; **1994**, First Team: Bo Durkac, 3b; Second Team: Charlie Gillian, p; **1995**, First Team: Mike Terhune, 2b; Bo Durkac, 3b; Kevin Barker, of; Second Team: Charlie Gillian, p; Josh Herman, c.

Metro

All-Tournament Players:

1979, Dave Richardson, of; **1980**, Jim Stewart, of; **1981**, Franklin Stubbs, 1b; Andy Aldrich, dh; **1982**, Jim Stewart, 3b; Jimmy Foit, ss; Mark Krynitsky, c; **1983**, Budgie Clark, 2b; **1984**, Billy Plante, 3b; George Canale, dh; Rodney Brooks, p; **1985**, Chuck Boyle, c; Peery Agee, dh; Dell Curry, p; **1987**, Alan El-Amin, of; Brian Henderson, ss; Joe Vieni, c; **1989**, Mike Conte, of; **1990**, Len Wentz, 3b; **1992**, Mike Reedy, of; Denny Hedspeth, c; **1994**, Brian Fitzgerald (MVP), p; Josh Herman, dh; **1995**, Brian Fitzgerald, p; Kevin Barker, of.

Atlantic 10 Conference:

The Hokies played in the Atlantic 10 Conference from 1995-96 through 1999-00. **1996**, First Team: Kevin Barker, of (Player of the Year); Second Team: Josh Herman, c; Sean Hummel, p; **1997**, First Team: Kevin Kurilla, ss; Denny Wagner, p; Second Team: Matt Griswold, of; **1998**, First Team: Matt Griswold, of (Player of the Year); Second Team: Addison

Bowman, 3b; Barry Gauch, c; Eric Shiflett, of; Jon Hand, p; **1999**, First Team: Barry Gauch, c; Matt Griswold, of; Second Team: Larry Bowles, p/1b; Jason Bush, p (Rookie of the Year); **2000**, First Team: Jed English, dh; Joe Saunders, of; Second Team: Addison Bowman, of.

Atlantic 10

All-Tournament Players:

1996, Jon Hand, p; Brian Fitzgerald, p; Austin Rappé, of; Josh Herman, c; **1997**, Barry Gauch, c (MVP); Randy Martin, 2b; Kevin Kurilla, ss; Matt Griswold, of; Denny Wagner, p; **1998**, Randy Martin, 2b; Jon Hand, p; Barry Gauch, c; **1999**, Larry Bowles, p/1b (MVP); Barry Gauch, c; Addison Bowman, ss; John West, 3b; Matt Griswold, of; Pat Pinkman, p; **2000**, Addison Bowman, of (MVP); Chad Foutz, 3b; Jed English, c/dh; Jason Bush, p.

BIG EAST Conference:

Virginia Tech competed as a member of the BIG EAST Conference from 2000-01 through 2003-04. **2001**, Second Team: John West, 1b; Addison Bowman, 3b; Brad Bauder, of; Joe Saunders, p; Third Team: Spencer Harris, ss; **2002**, First Team: Marc Tugwell, 2b; Spencer Harris, ss; John West, 3b; Joe Saunders, p; Second Team: Brad Bauder, of; Wyatt Toregas, utl; **2003**, First Team: Marc Tugwell, 2b (Co-Player of the Year); Chris Stanton, 3b; Wyatt Toregas, c; Matt Dalton, p; Third Team: Spencer Harris, ss; **2004**, First Team: Sean O'Brien, 1b; Second Team: Chris Stanton, 3b; Josh Biber, p; Third Team: Warren Schaeffer, ss.

Coaches, Captains, Records

Year	W- L- T	Pct.	Coach	Captain
1892	2- 0- 0	1.000		
1893	0- 1- 0	.000		
1894	NO TEAM			
1895	3- 2- 0	.600	J. McJames	T.E. Dashiell
1896	3- 8- 0	.273	R.S. Wilkins	W.H. Rasche
1897	9- 6- 0	.600	Lipep	E.H. Herbert
1898	3- 3- 0	.500		R.S. Wilkins
1899	NO TEAM			
1900	6- 5- 0	.546	Dr. A.B. Morrison	W.F. Bell
1901	5- 3- 0	.625	Dr. A.B. Morrison	J.D. Burrall, H. Carpenter
1902	4- 2- 0	.667		C.H. Carpenter
1903	8- 4- 0	.667	Orth	J.F. Ware, C.P. Miles
1904	6- 5- 0	.546	R.R. Brown	W.C. Walsh
1905	6- 5- 0	.546	Dr. Knox	R.B. Tinsley, S.H. Lee
1906	5- 3- 0	.625	S.S. Eckerstone	E.S. Sheppard
1907	5- 8- 0	.385	S.S. Eckerstone	
1908	3- 4- 1	.437	C.P. Miles	E.S. Sheppard
1909	11- 6- 0	.647	R.M. Brown	A.D. Austin
1910	10- 7- 0	.588	Branch Bocock	T.P. Hicks
1911	13- 7- 1	.619	Branch Bocock	Richard Fuqua
1912	9- 9- 0	.500	L.W. Reiss	F.H. Legge
1913	3- 3- 0	.500	C.P. Miles	P.R. Evans
1914	15- 4- 1	.775	Branch Bocock	Albert L. Jones, Jr.
1915	21- 0- 0	1.000	R.B. Prince	F.W. Bruce
1916	9- 4- 0	.692	W.G. Breintenstein	E.K. Bibb
1917	9- 1- 0	.900	W.G. Breintenstein	L.M. Gaines
1918	8- 4- 0	.667	Charles A. Bernier	J.E. Old
1919	12-13- 0	.480	Charles A. Bernier	Charles Whitmore
1920	16- 6- 0	.727	Charles A. Bernier	P.C. Brooks
1921	17- 9- 1	.648	W.L. Younger	R.W. Harvey
1922	7-10- 2	.400	W.L. Younger	J.G. Wallace
1923	7- 8- 0	.467	W.L. Younger	D.H. Rutherford
1924	10- 6- 1	.617	George S. Kircher	D.H. Rutherford
1925	5-11- 2	.333	George S. Kircher	C.G. Thomas, Jr.
1926	13- 6- 1	.675	George S. Kircher	C.L. Crummett, Jr.
1927	11- 4- 0	.733	George S. Kircher	P.S. Dear
1928	4- 7- 0	.364	George S. Kircher	D.M. Alexander
1929	9- 6- 0	.600	George S. Kircher	Clay M. Mattox
1930	13- 2- 1	.844	George S. Kircher	James A. Coffey
1931	7- 7- 2	.500	George S. Kircher	R.M. Mapp, N.C. Bibb
1932	5- 7- 0	.417	George S. Kircher	S.E. Hardwick, Jr.
1933	6- 6- 0	.500	H.M. McEver	R.W. Sutton
1934	6-11- 1	.361	H.M. McEver	Wilson Bell
1935	4-15- 0	.211	H.M. McEver	Paul V. Kelsey
1936	8- 8- 0	.500	H.M. McEver	Joe Russell
1937	12- 8- 0	.600	H.M. McEver	Ray Thompson
1938	4-10- 0	.286	H.M. McEver	M.A. Cregger
1939	1-14- 0	.067	H.M. McEver	Frank Pierce
1940	7- 5- 0	.583	G.F. Laird	M.R. Cobb
1941	6-10- 0	.375	G.F. Laird	W.A. Trice
1942	10- 5- 1	.656	G.F. Laird	W.J. Henderson
1943	4- 8- 0	.333	G.F. Laird	Joseph Moody
1944	9- 4- 0	.692	H.M. McEver	Henry Caravati, Phillip DeLisi
1945	10- 4- 0	.714	G.S. Proctor	Andrew M. Dreelin, J.F. Lucas
1946	8-11- 0	.421	G.S. Proctor	John J. Kozelski, Jr.
1947	11- 6- 0	.647	G.S. Proctor	Frank B. Poole
1948	14- 8- 1	.630	G.F. Laird	Joe Foltz
1949	10-11- 0	.476	G.F. Laird	Bill Kean
1950	13- 9- 0	.591	G.F. Laird	Ralph C. Beard
1951	8-11- 0	.421	G.F. Laird	Sterling Wingo
1952	4- 9- 0	.308	G.F. Laird	Ed Pierce
1953	6- 7- 0	.462	G.F. Laird	
1954	14- 8- 0	.636	G.F. Laird	
1955	13- 8- 0	.619	G.F. Laird	Jimmy Clark
1956	9-12- 0	.429	G.F. Laird	
1957	9-12- 0	.429	G.F. Laird	
1958	9-11- 1	.452	G.F. Laird	
1959	12- 7- 0	.632	G.F. Laird	
1960	10- 9- 0	.526	G.F. Laird	
1961	9-15- 0	.375	G.F. Laird	Eddie Hite
1962	11- 6- 0	.647	G.F. Laird	Eddie Hite
1963	14- 7- 0	.667	G.F. Laird	
1964	12-10- 0	.545	G.F. Laird	
1965	10-13- 0	.435	G.F. Laird	



Virginia Tech's 1915 team posted an unblemished 21-0 season record.

Year	W- L- T	Pct.	Coach	Captain
1966	10- 6- 0	.625	G.F. Laird	
1967	14-10- 0	.583	G.F. Laird	William Gordon, Bobby Kramer
1968	17- 9- 1	.649	G.F. Laird	
1969	27- 7- 0	.794	G.F. Laird	
1970	15-11- 0	.577	G.F. Laird	
1971	16-10- 0	.615	G.F. Laird	Wayne Javins
1972	15-11- 0	.577	G.F. Laird	John Van Arnhem
1973	15-10- 0	.600	G.F. Laird	Howard Thomas
1974	15-15- 0	.500	Bob Humphreys	
1975	26-10- 0	.722	Bob Humphreys	
1976	33- 9- 0	.786	Bob Humphreys	
1977	34- 9- 0	.791	Bob Humphreys	
1978	27-17- 0	.614	Bob Humphreys	
1979	28-14- 0	.667	Chuck Hartman	Scott Atkins, Steve Dodd
1980	30-18- 0	.625	Chuck Hartman	Chip Smith, Mike Preisser, Andy Aldrich
1981	48- 9- 0	.842	Chuck Hartman	Andy Aldrich, Paul Levy, Mark Krynitsky
1982	50- 9- 0	.847	Chuck Hartman	Mark Krynitsky
1983	34-14- 0	.708	Chuck Hartman	Wayne King, John Patton
1984	41-17- 0	.707	Chuck Hartman	Todd Trickey, Chuck Boyle
1985	50-16- 1	.754	Chuck Hartman	Chuck Boyle
1986	38-21- 0	.644	Chuck Hartman	George Canale, Joe Vieni
1987	32-16- 1	.663	Chuck Hartman	Joe Vieni, Jon Hartness, Greg Mance
1988	40-20- 0	.667	Chuck Hartman	Alan El-Amin, Jimmy Hunt
1989	35-22- 0	.614	Chuck Hartman	Mike Conte, Len Wentz
1990	36-22- 0	.621	Chuck Hartman	Len Wentz, Mike Williams
1991	24-30- 0	.444	Chuck Hartman	Tim Fenn, Shaun Thomas
1992	34-17- 1	.663	Chuck Hartman	Steve Render, David Dallas
1993	34-15- 0	.694	Chuck Hartman	J.R. Hawkins, Mike Reedy, Justin Dobson
1994	32-26- 0	.552	Chuck Hartman	Justin Dobson, Denny Hedspeth
1995	34-24- 0	.586	Chuck Hartman	Bo Durkac, Braxton Bell
1996	35-24- 0	.593	Chuck Hartman	Josh Herman, Sean Hummel
1997	34-28- 0	.548	Chuck Hartman	Kevin Kurilla, Kris Turberville
1998	28-22- 2	.558	Chuck Hartman	Jon Hand, Matt Lichtel, Barry Gauch
1999	42-17- 0	.712	Chuck Hartman	Randy Martin, Barry Gauch, Eric Shiflett
2000	34-25- 2	.576	Chuck Hartman	Gray Hodges, Christian Simmers
2001	29-28- 1	.509	Chuck Hartman	Addison Bowman, Christian Simmers
2002	33- 26- 0	.559	Chuck Hartman	Chip Runyon, Brian Copeland
2003	34-23- 0	.596	Chuck Hartman	Spencer Harris, Brad Bauder
2004	29-27- 0	.518	Chuck Hartman	Josh Biber, Jed English
2005	23-28- 0	.451	Chuck Hartman	Chris Stanton, Jake Chaney
2006	20-33- 0	.377	Chuck Hartman	Nicky Bowers, Ryan Kennedy
2007	23-31- 0	.426	Pete Hughes	Warren Schaeffer, Sean O'Brien

VIRGINIA TECH VS. ALL OPPONENTS

Opponents Through 114 Seasons

Team	First Meeting	LAST MEETING		SERIES VT Opp
		Year	Score	
Akron	1953	1953	11-8	1 0
Alabama	1955	1967	6-5	3 10
Albany	2007	2007	8-2	1 0
Appalachian St.	1974	2006	5-4	21 11
Armstrong St.	1975	1975	7-3	2 0
Atlantic Christian	1979	1979	5-2	1 0
Auburn	1994	1994	0-7	0 1
Belmont	1978	1978	4-1	1 0
Bluefield State	1987	1987	20-1	1 0
Boston College	2001	2007	2-3	8 11
Bowling Green	1998	1998	13-9	1 0
Bridgewater	1909	1931	10-9	2 0
Brockport (N.Y.)	1972	1972	17-3	2 0
Brown	1969	1969	7-0	2 0
Buffalo State	1977	1977	14-2	1 0
Cal State Fullerton	2000	2000	6-8	0 1
Cal State Northridge	1991	1991	7-10	0 1
California St. (Pa.)	1979	1980	7-4	3 1
Campbell	1997	2006	7-8	13 7
Canisius	1977	1977	17-1	1 0
Carson-Newman	1975	1975	0-2 (12)	0 1
Castleton State	1963	1968	6-1	7 0
Central Michigan	1977	2001	5-6	0 3
Charleston Southern	1993	2003	8-6	3 2
Charlotte	1980	2007	3-9	20 17
Cincinnati	1979	1991	4-10	37 14
Citadel	1958	2007	5-4 (11)	9 7
* Clemson	1902	2007	2-5 (10)	19 27
Coastal Carolina	1988	2007	5-6	1 2
Colgate	1912	1928	10-11	1 3
College of Charleston	1993	1993	5-3	1 0
Columbus College	1986	1986	3-4	1 1
Concord	1919	1977	9-1	5 0
Connecticut	1976	2004	10-0	10 5
Cornell	1964	2003	8-2	3 1
Creighton	1991	1991	3-6	0 1
David Lipscomb	1978	1978	7-15	0 1
Davidson	1902	1982	9-3	27 6
Dayton	1996	2000	2-3	13 3
Delaware	1907	1948	6-7	4 4
Detroit Mercy	1992	1992	6-1	2 1
Duke	1907	2007	8-4	14 19
Duquesne	1996	2004	15-17	13 6
East Carolina	1957	2006	5-1	8 8
East Tennessee St.	1967	2005	3-5	30 16
Eastern Connecticut	1979	1979	4-3	1 0
Eastern Michigan	1968	1974	5-4	2 2
* Elon	1914	1988	5-6	14 10
* Emory & Henry	1898	1947	11-10	34 1
Evansville	1994	1999	7-3	4 0
Florida	1921	1977	4-9	1 1
Florida State	1967	2007	5-8	5 28
Fordham	1998	1998	1-3	1 3
Fresno State	1989	1995	8-0	2 1
Furman	1916	1989	3-5	11 11
* George Mason	1982	2005	0-2	15 13
George Washington	1948	2000	8-1	30 25
Georgetown	1919	2004	16-3	9 6
Georgia Southern	1917	1998	19-8	12 20
Georgia State	1980	1983	6-0	1 3
Georgia Tech	1980	2007	5-4	5 10
Gonzaga	1995	1995	0-5	0 1
* Hampden-Sydney	1896	1952	7-10	27 13
* High Point	1974	2005	6-5 (12)	18 6
Hofstra	1999	1999	11-16	0 1
Holy Cross	1993	1995	14-0	2 0
Howard	1975	1998	16-3	60 5
Indiana	1980	1980	9-7	3 0
Indiana (Pa.)	1972	1972	6-2	2 0
* Indiana State	1991	1998	7-7	1 0
Iowa	1986	1986	5-3	1 2
James Madison	1978	2007	6-8	20 30
Johns Hopkins	1971	1971	29-2	2 0
Kansas State	1989	1989	6-3	1 0
Kent	1969	2003	16-5	6 3
Kentucky	1924	1969	9-2	4 3
King College	1897	1925	25-2	6 0



Denny Wagner (r) hurled a complete-game victory over Southern Cal during the 1997 NCAA South II Regional.

Team	First Meeting	LAST MEETING		SERIES VT Opp
		Year	Score	
La Salle	1996	2000	11-8	11 2
Lehigh	1908	1975	7-4	3 2
LeMoyne	2002	2002	10-15	1 1
Liberty	1979	2007	12-9	31 21
Loch Haven State	1975	1975	9-5	1 0
Long Island	2001	2001	11-0	2 0
Longwood	1981	2007	5-0	8 0
Louisville	1979	1995	6-2	45 12
Lynchburg College	1897	1946	9-4	13 2
Maine	1961	1997	2-9	3 3
Marietta	1967	1969	5-1	3 0
Marist	2007	2007	14-8	1 0
Marshall	1918	2006	9-4	23 8
* Maryland	1898	2005	4-5	12 29
Massachusetts	1969	2000	9-6	11 5
Memphis State	1979	1991	4-5	5 11
Mercer (Macon)	1983	1983	13-9	1 1
Methodist	1988	1988	2-9	0 1
Miami (Fl.)	2005	2007	5-9	0 9
Miami (O.)	1969	1999	8-2	3 2
Michigan	1997	1997	2-11	0 2
Michigan State	1951	1964	6-10	0 3
Milligan	1975	1978	3-1	7 0
Minnesota	2007	2007	3-7	0 1
Missouri	1989	1989	9-7	1 0
Morehead State	2003	2004	11-7	4 0
Morris-Harvey (U of C)	1973	1979	5-4	9 0
Navy	1938	2005	9-0	1 1
Nevada	1995	1995	9-12	1 1
Newberry	1977	1979	5-6	1 1
New Orleans	1988	1988	1-4	0 1
New York Tech	1988	1988	2-1	1 0
* North Carolina	1896	2007	1-13	23 46
North Carolina A&T	1981	2007	5-2	30 2
* NC State	1907	2007	6-4 (11)	17 27
Notre Dame	1955	2004	1-2	6 7
Old Dominion	1967	2007	10-3	56 17
Ohio	1942	2004	6-1	8 14

Team	First Meeting	LAST MEETING		SERIES VT Opp
		Year	Score	
Ohio State	1955	1956	3-21	0 3
Ohio Wesleyan	1939	1948	8-3	1 2
Oklahoma	1978	1978	4-2	1 0
Oklahoma State	2004	2004	0-2	0 1
Oneonta State	1968	1985	15-3	11 0
Pembroke State	1973	1974	3-7	1 2
* Pittsburgh	1922	2007	7-3	7 10
Point Park	1982	1982	13-7 (8)	3 0
Portland	1995	1995	3-4	0 1
Princeton	1929	1929	7-1	1 0
Purdue	1994	1998	8-11	2 2
Radford	1989	2006	8-3	27 9
Randolph-Macon	1895	1917	1-2	12 2
Rhode Island	1997	2000	12-0	5 1
* Richmond	1904	2007	12-9	70 72
Rider	1986	1986	12-10	1 1
Roanoke College	1893	1948	8-2	30 17
Rochester	1967	1967	17-5	2 0
Rollins	1954	2001	3-5	4 9
Rutgers	1910	2004	3-10	6 8
Savannah State	2005	2005	11-7	1 0
St. Bonaventure	1999	1999	12-10	3 0
St. John's	1998	2004	0-2	6 6
St. Joseph's	1999	1999	19-9	3 0
St. Louis	1979	1982	13-3	7 0
* Seton Hall	2001	2004	6-0	6 5
Shippensburg State	1973	1984	5-3	9 0
Siena	1999	1999	11-5	1 0
South Carolina	1902	1993	2-13	31 32
South Florida	1992	2004	4-3	7 11
S.E. Louisiana	1990	1990	1-9	0 1
S.E. Oklahoma	1978	1978	11-15	0 1
Southern California	1997	2000	3-8	1 2
Southern Connecticut	1960	1974	14-2	2 0
Southern Mississippi	1983	1995	3-2	12 16
Stetson	1980	2004	2-15	1 7
Syracuse	1925	1926	4-1	2 1
Temple	1996	1999	4-3	2 0
Tennessee	1902	2001	4-7	9 8
Toledo	1998	1998	4-3	1 0
Towson	1987	2006	9-5 (12)	7 0
Trevecca	1978	1978	8-3	1 0
Tulane	1979	1995	3-4	13 14
UNC Asheville	2007	2007	9-6 (10)	1 0
UNC Greensboro	1992	1993	7-5	4 1
UNC Wilmington	1988	2006	5-6	8 10
U.S. International (Cal.)	1989	1989	8-6	1 0
Vanderbilt	1978	1978	17-9	1 0
Vermont	1934	1934	8-6	1 0
Villanova	2001	2005	3-5	8 3
Virginia	1900	2007	5-8	74 79
Va. Commonwealth	1978	2007	4-9	39 27
* VMI	1897	2007	9-0	120 45
Wake Forest	1911	2007	8-9	29 36
* Washington & Lee	1897	1959	6-1	44 49
Washington State	1989	1989	1-6	0 1
West Georgia	1983	1983	3-2	1 1
* West Virginia	1905	2006	0-5	50 31
West Virginia Tech	1940	1947	14-4	3 0
* Western Carolina	1974	2002	5-1	10 5
Western Michigan	2002	2002	12-7	2 1
Westfield State	1981	1981	15-4	2 0
William & Mary	1914	2005	10-3	79 28
Wingate	1981	1985	7-5 (12)	3 2
Winthrop	1998	1998	8-12	0 1
Wofford	1923	1948	8-9	1 1
Wyoming	1995	1995	7-3	1 0
Xavier	1996	2000	6-1	11 6
Others				97 69

*Ties: 3 with **Clemson**; 2 each with Elon, **North Carolina, N.C. State**; 1 each with Indiana State, West Virginia, Emory & Henry, Hampden-Sydney, Maryland, **Pittsburgh**, Richmond, **VMI**, Washington & Lee, Western Carolina, High Point, George Mason, Seton Hall.

Bold indicates this year's opponents.

YEAR-BY-YEAR SCORES: 1947-2007

Since Virginia Tech fielded its first baseball team in 1892, the Hokies have compiled an overall record of 1,853 victories, 1,260 losses and 26 ties in 114 seasons (no teams in 1894 and 1899) – a winning mark of 60 percent. Tech has suffered just four losing seasons over the past 41 years and has averaged 34 wins a season during the last 31 years. Following is a year-by-year look at Tech's results from 1947 to the present:

- 1947 (11-6)**
VT Opp.
 Lh 4- 5 Ohio Wesleyan
 Wh 4- 1 Delaware
 Lh 1- 5 Delaware
 La 3- 8 Richmond
 Wa 6- 3 William & Mary
 Wh 14- 4 W. Va. Tech
 Wh 10- 9 W&L
 Wh 11- 10 Emory & Henry
 Wh 12- 4 VMI
 Wh 7- 1 Roanoke College
 La 3- 4 Roanoke College
 La 0- 6 W&L
 La 5- 6 VMI
 Wh 10- 4 Virginia
 Wh 6- 3 William & Mary
 Wh 7- 2 Hampden-Sydney
 Wa 9- 6 Virginia
 112- 81

- 1948 (14-8-1)**
VT Opp.
 Ta 8- 8 Clemson
 La 8- 9 Wofford
 Wa 5- 3 Davidson
 Wh 7- 0 Hamilton
 Wh 8- 3 Ohio Wesleyan
 Wh 2- 0 West Virginia
 Wh 8- 3 Delaware
 Lh 6- 7 Delaware
 Wa 9- 4 Hampden-Sydney
 Lh 3- 7 W&L
 Wa 8- 7 Richmond
 Wa 3- 2 William & Mary
 Wh 4- 3 Roanoke College
 La 9- 10 Virginia
 La 3- 8 Maryland
 La 3- 4 George Washington
 Wa 5- 1 VMI
 Wh 5- 1 William & Mary
 Wh 13- 2 Virginia
 Wh 2- 1 VMI
 La 3- 4 W&L
 Wa 8- 2 Roanoke College
 Lh 5- 8 Quantico
 135- 97

- 1949 (10-11)**
VT Opp.
 La 6- 10 Catawba
 La 0- 1 Catawba
 Wh 5- 1 Hamilton
 Wh 6- 3 Hamilton
 Wh 4- 3 West Virginia
 La 4- 12 North Carolina
 Wa 6- 0 NC State
 Wa 4- 3 Hampden-Sydney
 La 2- 6 Richmond
 La 3- 4 William & Mary
 La 6- 7 Virginia
 Wh 5- 4 Ohio
 Lh 5- 8 William & Mary
 Wh 11- 3 George Washington
 Wh 5- 4 W&L
 Lh 3- 6 North Carolina
 Lh 3- 9 Richmond
 Lh 5- 8 Hampden-Sydney
 La 3- 5 W&L
 Wh 8- 3 VMI
 Wa 3- 2 VMI
 97- 102

- 1950 (13-9)**
VT Opp.
 Wh 1- 0 MIT
 Wh 11- 2 Ursinus
 Wh 19- 13 West Virginia
 Lh 2- 10 Ohio
 Lh 8- 10 Ohio
 La 9- 12 Hampden-Sydney
 Wa 6- 5 Richmond
 Wa 11- 1 William & Mary
 La 4- 7 Maryland
 La 1- 4 Virginia
 Wh 15- 8 William & Mary

- Wh 8- 6 W&L
 La 0- 4 Quantico
 Wa 12- 3 George Washington
 Wh 9- 4 Hampden-Sydney
 Wh 13- 1 VMI
 Wh 9- 0 Virginia
 Wh 2- 0 Maryland
 Wa 6- 1 VMI
 La 0- 1 W&L
 Ln1 3- 4 Maryland
 Ln1 0- 1 Clemson
 149- 98

- 1951 (8-11)**
VT Opp.
 Lh 4- 17 Michigan State
 La 3- 4 Virginia
 Wh 2- 0 W&L
 La 0- 4 Hampden-Sydney
 La 0- 7 William & Mary
 La 0- 3 Richmond
 Wh 9- 0 VMI
 Wh 10- 9 Richmond
 Wh 8- 5 George Washington
 Lh 5- 7 West Virginia
 Wh 6- 2 West Virginia
 Lh 1- 5 Hampden-Sydney
 Wh 3- 2 William & Mary
 Wh 7- 1 Virginia
 Lh 10- 12 Maryland
 La 0- 8 Maryland
 La 1- 4 George Washington
 La 5- 6 W&L
 Wa 16- 1 VMI
 90- 97

- 1952 (4-9)**
VT Opp.
 La 8- 9 Hampden-Sydney
 La 6- 12 William & Mary
 La 7- 8 Richmond
 Lh 1- 2 W&L
 Lh 2- 4 George Washington
 Wa 3- 2 VMI
 La 0- 1 Virginia
 Wh 3- 2 Richmond
 Lh 8- 11 William & Mary
 La 7- 8 W&L
 Lh 7- 10 Hampden-Sydney
 Wh 10- 7 Virginia
 Wh 2- 1 VMI
 64- 77



Jimmy Graves pitched eight complete games in 1960.

- 1953 (6-7)**
VT Opp.
 Wh 11- 8 Akron
 Lh 1- 5 George Washington
 Wa 1- 0 Richmond
 Lh 5- 7 William & Mary
 La 6- 7 Virginia
 La 1- 3 VMI
 Wa 6- 1 W&L
 Wh 5- 2 W&L
 Wa 6- 3 VMI
 La 1- 12 Maryland
 La 1- 10 George Washington
 Lh 3- 4 Virginia
 Wh 7- 4 Richmond
 54- 66

- 1954 (14-8)**
VT Opp.
 La 3- 5 Maryland
 La 8- 11 George Washington
 Wh 11- 4 W&L
 Wh 8- 5 George Washington
 Wa 9- 3 William & Mary
 La 3- 4 Richmond
 Wh 6- 1 Furman
 Wh 5- 1 Furman
 Lh 2- 3 Virginia
 Wh 13- 10 Maryland
 Wa 7- 1 Virginia
 Wa 5- 2 VMI
 La 1- 5 West Virginia
 Wa 2- 1 West Virginia
 Wh 11- 4 Davidson
 Wh 10- 1 Richmond
 Wa 9- 5 W&L
 Lh 3- 5 VMI

- NCAA REGIONAL**
 Wa 11- 10 Clemson
 Wh 7- 1 Clemson
 La 0- 3 Rollins
 La 3- 9 Rollins
 137- 94


- 1955 (13-8)**
VT Opp.
 La 3- 6 Rollins
 Wn2 8- 4 Alabama
 Ln2 0- 8 Ohio State
 Wa 8- 5 Rollins
 Lh 1- 9 Ohio
 Wa 7- 2 Davidson

- Lh 5- 7 Notre Dame
 Wa 16- 3 William & Mary
 La 2- 7 Richmond
 Wa 14- 2 Maryland
 La 6- 7 George Washington
 Wa 7- 4 W&L
 Wa 2- 0 Richmond
 Wh 6- 4 William & Mary
 Wh 7- 2 Virginia
 Wh 9- 3 W&L
 Lh 5- 6 George Washington
 La 8- 9 VMI
 Wa 9- 7 Virginia
 Wh 7- 2 West Virginia
 Wh 9- 3 VMI
 139- 100

- 1956 (9-12)**
VT Opp.
 Ln2 6- 8 Ohio State
 Ln2 3- 21 Ohio State
 La 0- 6 Rollins
 Wa 15- 8 Rollins
 Lh 8- 14 Ohio
 La 2- 4 Virginia
 La 6- 7 Richmond
 La 7- 9 W&L
 La 4- 12 William & Mary
 Wa 3- 2 VMI
 Wh 7- 6 William & Mary
 La 2- 3 West Virginia
 La 2- 3 West Virginia
 Lh 1- 12 Richmond
 Wh 8- 7 W&L
 Wh 4- 3 Davidson
 Wh 11- 10 Davidson
 Wh 9- 4 George Washington
 Lh 4- 5 George Washington
 Wh 19- 4 Virginia
 Wh 11- 5 VMI
 132- 153

- 1957 (9-12)**
VT Opp.
 La 4- 11 East Carolina
 La 1- 3 East Carolina
 Lh 3- 6 Furman
 Lh 4- 10 George Washington
 La 1- 8 VMI
 Wa 4- 2 W&L
 Wh 8- 7 West Virginia (10)
 Wh 10- 8 West Virginia
 Wh 7- 3 Virginia
 La 1- 2 Richmond (12)
 Wa 12- 1 William & Mary
 Wa 7- 3 Davidson
 Wa 4- 3 Davidson
 Lh 4- 6 William & Mary
 Lh 3- 4 W&L
 Lh 1- 8 Wake Forest
 Lh 4- 8 Marshall
 Wh 7- 5 Richmond
 Wh 4- 2 VMI
 La 1- 5 Virginia
 La 5- 9 George Washington
 95- 114

- 1958 (9-11-1)**
VT Opp.
 La 4- 5 Wake Forest
 La 1- 9 Wake Forest
 Ta 7- 7 North Carolina (10)
 Lh 3- 6 Ohio
 Lh 8- 9 Citadel (13)
 Wh 1- 0 Ohio
 Wh 12- 3 New Haven
 Wh 4- 3 William & Mary
 Wh 7- 5 Wake Forest
 Wa 3- 1 William & Mary
 La 6- 14 Richmond
 Wh 14- 2 W&L
 La 1- 6 West Virginia
 La 10- 13 West Virginia
 Lh 5- 6 Virginia
 Lh 3- 7 George Washington
 Lh 4- 9 George Washington



Howie Wright helped Tech to its first NCAA baseball appearance in 1954.

- Wh 13- 5 Davidson
 Wh 18- 1 Davidson
 Lh 5- 11 Richmond
 Wh 5- 4 Furman (10)
 134- 126

- Lh 4- 5 Richmond
 Lh 1- 2 George Washington
 Wh 10- 4 VMI
 Wh 9- 7 Virginia
 143- 97

- 1959 (12-7)**
VT Opp.
 Lh 2- 9 Ohio
 Wh 4- 3 Ohio
 Wa 12- 10 Furman
 Wa 11- 2 Furman
 La 5- 8 Wake Forest
 La 2- 3 VMI
 Wa 5- 1 William & Mary
 La 6- 7 Richmond
 Wa 9- 5 Davidson
 Wa 7- 2 Davidson
 Wh 6- 3 William & Mary
 Wh 6- 1 W&L
 Lh 1- 7 West Virginia
 Wh 7- 6 West Virginia
 Wa 9- 3 Virginia
 La 2- 6 George Washington
 Wh 11- 6 Richmond
 Lh 3- 6 George Washington
 Wh 12- 9 VMI
 120- 97

- 1961 (9-15)**
VT Opp.
 La 4- 14 Alabama
 La 3- 16 Alabama
 La 5- 20 Alabama
 La 1- 4 Alabama
 La 3- 15 Alabama
 La 2- 12 Alabama
 Lh 2- 8 Ohio
 Wh 3- 0 West Virginia
 Lh 3- 6 West Virginia
 La 10- 17 Virginia
 Wh 1- 0 Maine
 La 2- 3 William & Mary
 Wa 2- 1 Richmond
 La 5- 6 Davidson
 Wa 11- 8 Davidson
 Wa 5- 2 Citadel
 Wh 13- 6 William & Mary
 Wh 21- 5 Wake Forest
 La 2- 10 George Washington
 Wh 9- 1 Richmond
 Wh 7- 1 George Washington
 Lh 2- 3 VMI
 Lh 0- 2 Furman
 La 0- 2 Wake Forest
 116- 162

- 1960 (10-9)**
VT Opp.
 Ln3 6- 7 Springfield (10)
 Ln3 2- 17 Michigan St.
 La 3- 8 Wake Forest
 Wh 4- 0 So. Connecticut St.
 Wh 32- 8 Marshall
 Wa 8- 5 William & Mary
 La 5- 6 Richmond
 Wa 8- 0 VMI
 Lh 3- 7 Furman
 Lh 1- 4 Furman
 Wh 13- 0 William & Mary
 Wa 6- 1 West Virginia
 La 3- 4 West Virginia
 Wa 8- 1 George Washington
 Wh 17- 11 Davidson

- 1962 (11-6)**
VT Opp.
 Wa 2- 1 Alabama
 La 4- 12 Alabama
 Wa 4- 3 North Carolina
 La 1- 3 George Washington
 Wa 7- 2 Wake Forest
 Wh 3- 2 William & Mary
 Wh 9- 0 Virginia (for.)
 Wh 10- 4 George Washington
 Lh 7- 8 VMI
 La 0- 4 Richmond



Paul Adams was the first Tech player to hit 10 home runs in a season.

WVa 11- 1 William & Mary
La 0- 4 VMI
Wh 10- 3 Richmond
Wh 9- 5 Citadel
Wa 3- 1 Furman
La 0- 1 West Virginia
Wa 3- 2 West Virginia (10)
77- 56

1963 (14-7)
VT Opp.
La 2- 3 Alabama (10)
La 2- 3 Alabama
La 0- 1 North Carolina
Wh 13- 7 Maine
Lh 2- 4 Maine
Wa 7- 3 Wake Forest
Wa 4- 0 George Washington
Wh 10- 6 Castleton St.
Wh 11- 5 Castleton St.
Wa 1- 0 Davidson
Wa 6- 4 Davidson
Wh 8- 7 William & Mary
Wa 8- 4 William & Mary
Wa 15- 2 Richmond
Wa 6- 4 Citadel
Wa 5- 4 VMI
Wh 4- 3 VMI
Lh 4- 13 Wake Forest
Lh 3- 4 George Washington
Lh 3- 8 North Carolina
Wh 4- 3 Richmond
118- 88

1964 (12-10)
VT Opp.
Lh 6- 10 Michigan St.
Wh 8- 7 Cornell
Wh 10- 4 Maine
La 0- 6 North Carolina
Wa 1- 0 George Washington
Wa 8- 0 George Washington
Wh 6- 2 Davidson
Wh 8- 5 Davidson
Lh 5- 7 Wake Forest
Wh 11- 9 Wake Forest
Wh 2- 0 William & Mary
La 2- 4 VMI
La 5- 9 Furman
La 1- 4 Furman
Lh 1- 8 Citadel
Wa 7- 1 William & Mary
La 1- 7 Richmond
Wa 7- 0 West Virginia
La 4- 5 West Virginia (10)
Wh 8- 6 VMI
Wh 7- 5 Richmond
Lh 6- 9 North Carolina
117- 117

Wh 5- 4 William & Mary
Wh 5- 3 East Tenn. State
Wa 4- 2 Old Dominion
La 0- 6 William & Mary
Wh 6- 3 Old Dominion
La 4- 5 VMI (11)
La 4- 12 East Tenn. State
Lh 0- 4 North Carolina
Lh 2- 3 North Carolina
Lh 1- 6 Clemson
Wh 4- 2 Clemson
Wh 4- 0 VMI
115- 95

1968 (17-9-1)
VT Opp.
Ln5 5- 6 Kentucky
Wa 3- 1 Georgia Southern
Wn5 2- 1 Kentucky
Wa 5- 4 Georgia Southern
Ln5 1- 5 Kentucky
La 0- 12 Georgia Southern
Wa 6- 2 Clemson
La 1- 2 Clemson
Wh 5- 1 Marietta
Wh 6- 1 Castleton St.
Wh 7- 0 Oneonta St.
Lh 3- 6 E. Michigan (11)
Lh 6- 10 William & Mary
Wh 2- 0 Wake Forest
Wh 12- 2 Wake Forest
Wh 20- 0 Virginia
Wh 4- 0 Old Dominion
Wh 2- 1 Georgia Southern
La 2- 5 North Carolina
La 2- 2 Richmond
Wh 6- 3 East Tenn. State
Lh 3- 10 East Tenn. State
Wa 6- 3 Old Dominion
La 1- 5 William & Mary
Wh 14- 2 VMI
Wh 5- 0 North Carolina
Wa 4- 2 VMI
135- 86

1969 (27-7)
VT Opp.
Wa 6- 1 South Carolina
Wn5 5- 1 Kentucky
Wa 4- 3 Georgia Southern
Wn5 9- 2 Kentucky
Wa 3- 0 Georgia Southern
La 4- 5 Clemson
Wn6 9- 6 Kent State
La 4- 5 Clemson
Wn7 12- 4 Massachusetts
Wa 5- 0 North Carolina
Wh 7- 3 Brown
Wh 7- 0 Brown
Wh 7- 3 Eastern Michigan
Wh 5- 1 Marietta
Wh 15- 4 Oneonta St.
Wh 6- 3 VMI
Wh 7- 0 Richmond
Wa 12- 6 Old Dominion
Wa 6- 4 William & Mary
Wh 10- 6 West Virginia
Wh 4- 0 William & Mary
Wh 7- 1 North Carolina
La 6- 8 VMI
Wh 10- 5 Miami (Ohio)
Wh 9- 4 Miami (Ohio)
Wh 10- 2 East Tenn. State
Wh 6- 5 Old Dominion
La 0- 1 Virginia
La 2- 4 East Tenn. State
Lh 3- 2 Clemson
Wh 8- 1 Clemson
NCAA REGIONAL-District III
Ln8 6- 7 Mississippi
Wn8 6- 3 Furman
Ln8 1- 5 North Carolina
221- 105

1970 (15-11)
VT Opp.
Ln5 4- 5 Clemson
Wa 2- 1 Georgia Southern
Ln5 3- 6 Clemson
La 0- 4 Georgia Southern
La 9- 6 North Carolina
Lh 2- 6 North Carolina
Wh 6- 4 Oneonta State
Lh 1- 8 Ohio
Wh 1- 0 William & Mary
La 6- 8 East Tenn. State
Wa 6- 1 Richmond
La 0- 1 West Virginia
La 0- 1 West Virginia
Lh 3- 4 Wake Forest
Wh 4- 0 Wake Forest
Wa 2- 1 Old Dominion
Wa 5- 4 William & Mary

Wh 3- 0 VMI
Wh 14- 0 East Tenn. State
Wa 3- 0 VMI
La 2- 6 Marshall
Wh 1- 0 North Carolina
Lh 0- 5 Old Dominion
Wh 14- 5 Clemson
Wh 1- 0 Clemson
Wh 9- 8 Virginia
100- 84

1971 (16-10)
VT Opp.
Wa 5- 1 Georgia Southern
La 4- 9 Georgia Southern
Wn5 10- 5 Tennessee
Wa 5- 2 Georgia Southern
La 1- 6 Georgia Southern
Lh 1- 2 Ohio
Wa 13- 2 VMI
Wh 9- 2 Johns Hopkins
Wh 29- 2 Johns Hopkins
Lh 0- 1 West Virginia
Wh 2- 0 West Virginia
Lh 6- 8 East Carolina
Wh 6- 3 East Carolina
Wh 7- 6 East Tenn. State
Wh 7- 6 North Carolina
La 2- 3 Old Dominion
La 3- 4 William & Mary (13)
Wh 5- 3 Richmond
Wa 6- 3 Wake Forest
La 3- 6 Wake Forest
Wa 5- 4 Virginia
Lh 2- 3 Old Dominion
Wn8 11- 6 North Carolina
Wh 4- 1 William & Mary
Lh 4- 6 Clemson
Wh 9- 5 Marshall
159- 99

1972 (15-11)
VT Opp.
Ln5 4- 6 Clemson
La 1- 3 Georgia Southern
Wn5 4- 3 Clemson
La 0- 6 Georgia Southern
La 0- 3 Georgia Southern
La 4- 8 Georgia Southern
Wh 7- 2 Indiana (Pa.)
Wh 6- 2 Indiana (Pa.)
Wh 4- 2 Brockport St.
Wh 17- 3 Brockport St.
Wh 0- 0 VMI
Lh 4- 1 North Carolina
Wh 4- 2 East Tenn. State
Wa 2- 1 North Carolina
Wa 6- 2 Old Dominion
Wa 9- 7 William & Mary
Wa 17- 3 Richmond
La 2- 3 East Tenn. State
La 2- 4 George Washington
La 2- 3 Marshall (4-1/2)
Wh 7- 4 Old Dominion
Wa 2- 0 VMI
Lh 2- 3 Richmond (13)
La 2- 4 Virginia
Wh 4- 0 Wake Forest
Wh 9- 2 William & Mary
121- 77

1973 (15-10)
VT Opp.
La 6- 9 Georgia Southern
La 2- 3 Georgia Southern
La 4- 6 Georgia Southern
Ln5 3- 5 Lehigh
Wn5 1- 4 Lehigh
Ln5 4- 3 Lehigh
La 0- 26 Georgia Southern
La 0- 5 Pembroke St.
Wa 5- 2 Pembroke St.
La 0- 5 North Carolina
Wh 6- 0 Muhlenberg (5)
Wh 5- 2 Shippensburg St. (10)
Wa 4- 2 Old Dominion
Wa 6- 4 William & Mary
La 7- 8 Richmond
Wh 10- 8 Oneonta St.
Wh 18- 1 George Washington
Wh 9- 1 Morris Harvey
Lh 1- 5 Old Dominion
Wa 1- 0 Wake Forest
Wh 3- 2 East Tenn. State
Wh 8- 5 Marshall
Wh 7- 2 VMI
Wh 2- 1 William & Mary
Wa 7- 4 Virginia
119- 113

1974 (15-15)
VT Opp.
La 2- 3 High Point

La 1- 21 North Carolina
Wa 9- 0 North Carolina
La 3- 7 Pembroke St.
La 3- 4 Georgia Southern
(10)
La 0- 3 Georgia Southern
La 0- 3 Georgia Southern
Lh 3- 4 Eastern Michigan
Wh 5- 4 Eastern Michigan
Wh 10- 2 VMI
La 6- 8 Richmond
Wh 14- 2 So. Connecticut
Wh 8- 2 William & Mary
Lh 0- 7 North Carolina
Wh 10- 5 Oneonta St.
La 6- 8 Virginia
Lh 2- 3 Virginia (10)
Wa 6- 1 Maryland
Wa 11- 5 George Washington
Wa 4- 1 Old Dominion
La 4- 5 Old Dominion (9)
Wa 10- 6 William & Mary
La 4- 5 East Tenn. State
Wh 3- 2 Appalachian State
Wa 8- 1 VMI
Lh 7- 9 Richmond (11)
Wa 8- 7 Morris Harvey (10)
Wa 4- 2 Marshall
Wa 8- 5 Western Carolina
La 6- 13 Appalachian State
165- 155

1975 (26-10)
VT Opp.
Wa 7- 5 Citadel
Wa 13- 2 Armstrong St.
Wa 7- 3 Armstrong St.
La 9- 10 Georgia Southern
Wn5 7- 4 Lehigh
Wa 14- 8 Georgia Southern
La 4- 10 Georgia Southern
Wh 10- 5 VMI
Wh 9- 5 Lock Haven St.
Wh 5- 3 William & Mary
Lh 3- 5 Virginia
Wh 3- 1 Old Dominion
Wh 1- 0 Old Dominion
Wa 12- 4 VMI
Wh 4- 3 North Carolina
Wa 10- 9 Howard
La 1- 2 Maryland
Wa 13- 5 George Washington
Ln9 0- 2 Carson-Newman (12)
Wh 6- 5 Wake Forest (12)
Wh 11- 1 East Tenn. State
La 1- 10 Virginia
Lh 2- 4 Duke
Wh 9- 8 Duke
Wa 11- 2 Milligan
Lh 14- 15 Richmond
Wa 8- 6 William & Mary (10)
Wa 10- 3 Old Dominion
Wa 7- 1 Old Dominion
La 0- 1 Richmond (10)
Wh 2- 0 West Virginia
Wh 11- 4 West Virginia (4-1/2)
Wh 5- 3 Milligan
La 4- 7 Western Carolina
Wa 6- 5 Western Carolina
Wh 4- 3 Howard
241- 164

1976 (33-9)
VT Opp.
Wa 8- 2 Wake Forest
Wh 6- 2 Connecticut
Lh 2- 7 Connecticut
Wa 3- 2 Furman
Wa 5- 3 Citadel
Wa 6- 5 Citadel
La 3- 4 South Carolina
Wa 7- 5 South Carolina
La 3- 11 High Point
Wh 6- 2 Franklin & Marshall
Wh 10- 6 Virginia
Wh 19- 3 William & Mary
La 1- 10 Maryland
Wa 17- 7 North Carolina
Wa 3- 2 Virginia
Wa 19- 12 VMI
Wa 9- 6 Richmond
Wa 12- 4 Marshall
Wh 3- 2 Morris Harvey (10)
Wa 3- 2 Old Dominion (8)
Wa 4- 1 Old Dominion
Wa 16- 5 William & Mary
Wh 4- 2 Maryland
La 2- 5 Duke
Wh 7- 4 Old Dominion
Wh 6- 1 Old Dominion
Wa 9- 1 Morris Harvey
Wh 12- 11 George Washington
Wh 17- 4 VMI

Wn10 8- 4 Milligan
Wh 5- 0 Marshall
La 2- 7 West Virginia
Wa 6- 5 West Virginia
Wh 22- 3 High Point
Wh 6- 5 South Carolina
Wh 2- 1 South Carolina
Wn11 7- 2 Tennessee
Wh 16- 6 Howard
Wh 9- 1 Howard
Lh 11- 12 Howard
NCAA REGIONALS-Atlantic
La 6- 7 South Carolina (10)
Ln12 4- 5 Furman
326- 189

1977 (34-9)
VT Opp.
Wa 7- 4 Newberry
La 4- 5 Georgia Southern (12)
La 0- 10 South Carolina
La 0- 1 South Carolina
La 3- 4 Maryland
Lh 2- 3 Connecticut
Lh 2- 5 Connecticut
Wh 6- 5 Connecticut (10)
Wh 15- 5 William & Mary
La 4- 6 High Point
Wn13 12- 7 VMI
Wh 7- 5 Toledo
Wh 6- 1 Toledo
Wa 12- 9 Virginia
Wa 3- 2 Howard
Wh 4- 3 Richmond
Wh 4- 2 Richmond
Wh 6- 2 Marshall
Wh 17- 1 Canisius
Wh 9- 7 Virginia
Wh 14- 2 Buffalo St.
Wa 8- 4 VMI
Wh 6- 4 High Point
Wh 4- 0 Old Dominion
Wh 5- 1 Old Dominion
Wa 3- 2 Richmond
Wa 3- 0 Richmond
Wa 9- 7 William & Mary
Wa 7- 0 Old Dominion
Wa 6- 1 Old Dominion
Wh 9- 1 Concord
Wh 6- 3 Milligan
Wh 3- 1 West Virginia
Wh 9- 0 West Virginia (forf.)
Wn10 5- 0 Milligan
Wh 7- 5 Morris Harvey
Wh 9- 0 Morris Harvey
Wa 8- 1 Marshall
Wn11 5- 4 Tennessee (13)
Wh 4- 2 Howard
Wh 10- 6 Howard
NCAA REGIONALS-Mideast
Ln14 1- 2 Central Michigan
Ln14 4- 9 Florida
259- 142

1978 (27-17)
VT Opp.
Wh 2- 1 Morris Harvey
Wh 1- 0 Morris Harvey
Wn15 17- 9 Vanderbilt
Wn15 8- 3 Trevecca
Ln15 11- 15 SE Oklahoma
La 7- 15 D. Lipscomb
Wn15 4- 2 Oklahoma
Wn15 4- 1 Belmont
Ln15 3- 6 Miami (Ohio)
La 8- 21 Madison
Wh 6- 4 William & Mary
Lh 7- 10 Maryland
Wh 8- 5 Maryland
Wh 12- 4 Appalachian State
La 8- 9 East Carolina
La 2- 4 East Carolina
La 5- 6 North Carolina
Wh 6- 2 Marshall
Lh 1- 10 Virginia
Wh 12- 7 Old Dominion
Wh 6- 0 Old Dominion
Lh 3- 5 Richmond
Lh 3- 6 Richmond
Wh 15- 5 VCU
Wa 15- 4 Old Dominion
Wa 1- 0 Old Dominion
Wa 12- 3 William & Mary
Lh 6- 9 Madison
Wa 7- 2 Milligan
Wa 6- 0 Richmond
La 3- 4 Richmond
Wa 11- 5 VCU
Wh 3- 1 Milligan
Wh 4- 0 VMI
Wh 12- 1 VMI
Wh 3- 2 East Carolina
Wh 4- 0 East Carolina

Lh 2- 3 East Tenn. State
 La 2- 4 East Tenn. State
 Lh 4- 5 South Carolina
 Wh 3- 0 South Carolina
 Wh 14- 1 Howard
 Wh 2- 0 Howard
 Lh 5- 10 Howard
 278- 204

1979 (28-14)

VT Opp.
 Wh 10- 8 George Washington
 Wa 3- 2 Furman (10)
 La 5- 6 Newberry
 La 3- 12 South Carolina
 La 8- 11 South Carolina
 Wa 7- 6 South Carolina
 Wn16 4- 3 Eastern Connecticut
 Wa 5- 2 Atlantic Christian
 Wa 6- 3 East Carolina
 La 2- 6 East Carolina
 Wa 9- 4 William & Mary
 Lh 4- 5 Liberty Baptist
 Wh 5- 4 VCU
 Wh 10- 2 James Madison
 La 4- 5 VCU
 Wa 4- 1 Richmond
 Wa 6- 5 Richmond
 Wh 6- 2 William & Mary
 Wa 3- 1 East Tenn. State
 Wa 9- 0 VMI
 Wa 5- 4 Morris Harvey
 Wh 6- 3 Old Dominion (7)
 Wh 9- 8 Appalachian State
 La 7- 8 Liberty Baptist
 Ln17 2- 9 Virginia
 Wh 9- 8 Richmond (8)
 Wh 7- 6 Richmond
 Wh 4- 0 Virginia
 Wa 10- 8 James Madison
 Wh 8- 5 Maryland
 Lh 4- 6 Louisville
 Wh 15- 1 Louisville
 Wh 4- 2 California St. (Pa.)
 Wh 11- 5 California St. (Pa.)
 Wa 8- 6 Cincinnati
 La 1- 5 Cincinnati
 La 1- 2 Cincinnati
 Lh 8- 10 East Tenn. State
 Wh 12- 8 Clemson

METRO TOURNAMENT
 Wn4 9- 2 St. Louis
 Ln4 3- 4 Tulane
 Ln4 1- 5 Memphis State
 257- 203


1980 (30-18)

VT Opp.
 La 1- 4 Davidson
 Wa 7- 4 William & Mary
 Wa 5- 0 William & Mary
 Wa 11- 3 Catawba
 Wa 9- 4 Catawba
 La 6- 12 Georgia State
 La 0- 1 Georgia State
 Wn18 12- 1 Indiana
 La 9- 18 Stetson
 Wn18 9- 6 Pittsburgh
 Wn18 9- 6 Indiana
 La 4- 5 Stetson (12)
 Wn18 12- 9 Pittsburgh
 Wn18 9- 7 Indiana
 Wa 7- 1 UNC Charlotte
 La 4- 5 UNC Charlotte
 Lh 2- 9 California St. (Pa.)
 Wh 7- 4 California St. (Pa.)
 La 6- 10 James Madison
 La 3- 4 VCU
 La 6- 14 Richmond
 Wa 6- 3 Old Dominion
 La 6- 10 Old Dominion
 Wh 9- 6 East Tenn. State
 La 3- 4 East Tenn. State
 Wa 6- 3 Liberty Baptist
 Wh 10- 2 James Madison
 Lh 3- 4 Richmond
 Wh 6- 0 Old Dominion
 Wh 9- 3 Old Dominion
 Wa 9- 8 Louisville
 La 9- 17 Louisville
 Wa 5- 4 Louisville
 Wh 9- 5 VCU
 Wh 17- 9 VCU
 Wh 8- 2 VMI
 Wh 6- 1 Liberty Baptist
 Wa 7- 6 Appalachian St. (9)
 Wa 5- 2 Appalachian State
 Wn19 19- 11 West Virginia
 Wa 4- 2 Clemson
 La 0- 8 Clemson
 Wa 12- 11 Georgia Tech

La 16- 22 Georgia State
METRO TOURNAMENT
 Wn4 10- 6 Cincinnati
 Wa 12- 4 Florida State
 Ln4 5- 14 Memphis State
 La 6- 13 Florida State
 355- 307

1981 (48-9)

VT Opp.
 La 3- 10 N.C. State
 Wa 5- 2 No. Carolina A&T
 Wa 9- 3 No. Carolina A&T
 Wa 16- 2 Wake Forest
 Wa 9- 3 Wingate
 Wa 13- 5 Davidson
 La 2- 3 Davidson
 Wh 15- 6 Westfield State
 Wh 15- 4 Westfield State
 Wa 7- 5 East Tenn. State
 Wh 9- 5 Old Dominion
 Wh 8- 0 Old Dominion
 Wh 7- 2 Shippensburg St.
 Wh 12- 10 Shippensburg St.
 Wh 6- 5 VCU
 Wh 13- 1 VCU
 Wh 14- 1 St. Louis
 Wh 10- 2 St. Louis
 Wh 9- 8 St. Louis (8)
 Wh 11- 5 Richmond
 Lh 0- 3 Liberty Baptist
 Wh 19- 0 Bluefield
 Wh 22- 2 Bluefield (5)
 Wa 14- 0 VMI (7)
 Wa 9- 3 Cincinnati
 Wa 15- 0 Cincinnati
 Wa 11- 5 Cincinnati
 Wh 11- 7 William & Mary
 Wh 12- 4 William & Mary
 Wh 13- 3 Longwood (7)
 Wa 13- 9 James Madison
 La 8- 20 Old Dominion
 Wa 4- 2 Old Dominion
 La 5- 6 Richmond
 Wh 16- 7 Howard
 Wh 5- 4 Howard
 Wh 3- 2 Howard
 Wh 13- 1 VMI
 Wh 12- 5 Louisville
 Wh 7- 5 Louisville
 Wh 13- 8 Louisville
 Wh 10- 0 Louisville
 Wh 8- 1 UNC Charlotte
 Wh 10- 1 UNC Charlotte
 La 9- 10 Virginia
 Wa 8- 3 VCU
 Wa 14- 6 VCU
 Wn19 13- 6 West Virginia
 Wh 8- 5 Wingate
 Wh 11- 1 Virginia
 La 3- 6 Liberty Baptist
 Wh 11- 5 James Madison
 Wh 12- 6 Richmond
 Wa 4- 3 Georgia Tech
METRO TOURNAMENT
 Ln4 12- 14 Tulane



Paul Levy became the first Tech left-hander to reach double figure pitching victories in a season with 11 in 1981.

Wn4 24- 10 Cincinnati
 Ln4 8- 9 Memphis State
 583- 264

1982 (50-9)

VT Opp.
 La 4- 13 Wingate
 Wa 6- 0 No. Carolina A&T
 Wa 8- 1 No. Carolina A&T
 Wh 8- 3 Point Park
 Wh 17- 4 Point Park
 Wh 13- 7 Point Park (8)
 Wa 9- 3 Davidson
 Wh 10- 8 Appalachian State
 Wh 1- 0 Appalachian State
 Wh 2- 0 Utica (5)
 Wh 18- 2 Shippensburg St.
 Wh 7- 6 Shippensburg St. (8)
 La 2- 7 Florida State
 La 4- 12 Florida State
 Wa 5- 1 Florida State (7)
 Wn9 5- 2 East Tenn. State
 Wh 11- 3 Longwood
 Wh 15- 1 George Mason
 Wa 6- 0 Louisville
 Wa 10- 8 Louisville
 La 7- 9 Louisville
 Wa 3- 1 St. Louis
 Wa 8- 2 St. Louis (12)
 Wa 13- 3 St. Louis (7)
 Wa 11- 6 VMI
 Wa 12- 4 VMI (5)
 Wa 22- 2 Richmond (7)
 Wh 10- 8 Cincinnati
 Wh 11- 3 Cincinnati
 Lh 3- 4 Cincinnati
 Wh 6- 5 Old Dominion
 Wh 9- 8 Old Dominion
 Wh 21- 1 Bluefield (6)
 La 6- 8 James Madison
 Wa 4- 3 VCU
 Wh 13- 2 No. Carolina A&T
 Wh 11- 7 No. Carolina A&T
 Wh 15- 2 Howard
 Wh 5- 1 Howard
 Wh 16- 8 Richmond
 Wa 7- 0 George Mason
 Wh 9- 1 James Madison
 Wh 8- 7 William & Mary (9)
 Wh 16- 5 William & Mary
 Wh 23- 10 VCU
 Wa 8- 1 East Tenn. State
 Ln19 4- 7 West Virginia
 Wn19 15- 2 West Virginia
 Wn17 10- 6 Virginia
 Wa 13- 4 Virginia
 Wh 9- 2 Virginia
 Wa 11- 6 Liberty Baptist
 Wh 17- 7 Liberty Baptist
 Wh 7- 5 East Tenn. State
 Wh 4- 1 East Tenn. State
 Wh 4- 0 East Tenn. State
METRO TOURNAMENT
 Ln4 5- 8 Tulane (10)
 Wn4 17- 8 Cincinnati
 La 1- 2 Florida State
 555- 250

1983 (34-14)

VT Opp.
 Wa 7- 1 No. Carolina A&T
 La 9- 11 No. Carolina A&T
 Wa 11- 1 N.C. State
 Wa 4- 1 Wake Forest (5)
 Wh 7- 3 George Washington
 Wh 9- 0 George Washington
 La 1- 14 Mercer
 Wa 13- 9 Mercer
 La 4- 9 West Georgia
 Wa 3- 2 West Georgia
 Wa 6- 0 Georgia State
 Wh 11- 5 Shippensburg St.
 Wh 6- 2 Shippensburg St.
 Wh 6- 1 Oneonta State
 Wh 2- 1 Oneonta State
 Wh 7- 3 UNC Charlotte
 Wa 6- 5 Richmond
 Wa 9- 4 VCU
 Wh 6- 4 VCU
 Lh 14- 15 George Mason
 Wh 12- 9 Wake Forest
 Wa 14- 6 East Tenn. State
 Wh 11- 3 No. Carolina A&T
 Wh 11- 1 No. Carolina A&T
 Lh 1- 4 James Madison
 La 2- 4 Old Dominion
 Wa 12- 5 Old Dominion
 La 5- 13 James Madison
 Wa 16- 4 George Mason
 Wn19 4- 1 West Virginia
 Wn19 5- 3 West Virginia
 Wn17 11- 10 Virginia
 Wa 8- 3 Virginia
 Wh 12- 11 Virginia
 Wh 10- 9 VMI
 Wh 5- 4 VMI
 Lh 4- 5 Richmond
 La 3- 5 Liberty Baptist
 Wh 4- 2 Liberty Baptist
 Wh 7- 6 Howard
 Wh 7- 1 Howard
 Lh 9- 13 Howard
 Lh 3- 4 East Tenn. State
 Wh 10- 9 East Tenn. State (12)
 La 8- 18 Georgia Tech
METRO TOURNAMENT
 Ln4 7- 9 Cincinnati (10)
 Wn4 11- 2 So. Mississippi
 Ln4 0- 1 Memphis State
 353- 255

1984 (41-17)

VT Opp.
 Wa 9- 7 High Point
 Wa 11- 2 High Point
 Wa 14- 0 No. Carolina A&T (5)
 Wa 12- 1 No. Carolina A&T
 Wa 7- 1 Elon
 La 2- 3 Elon
 Wa 10- 2 Wake Forest
 Wa 7- 3 Clemson
 La 2- 6 Clemson
 La 0- 9 Clemson
 La 1- 4 South Carolina
 La 4- 5 South Carolina
 Wh 5- 1 Utica
 Wh 9- 2 Utica
 Wh 12- 4 Utica
 Lh 6- 9 Wingate
 Wh 6- 3 Shippensburg St. (6)
 Wh 5- 3 Shippensburg St.
 Wh 8- 2 Oneonta State
 Wh 8- 3 Oneonta State
 Lh 3- 7 Liberty Baptist
 Wh 2- 0 VCU
 Wh 7- 5 VCU
 Wa 9- 6 Richmond
 La 0- 5 George Mason
 Lh 1- 5 Appalachian State
 Wh 18- 1 No. Carolina A&T (5)
 Wh 25- 0 No. Carolina A&T (5)
 Wh 8- 5 South Carolina
 Lh 1- 3 South Carolina
 Lh 5- 6 James Madison
 Wh 11- 5 East Tenn. State
 Wh 5- 2 Cincinnati
 Wh 4- 0 Cincinnati (8)
 Wh 15- 5 Cincinnati
 Wa 13- 4 East Tenn. State
 Wa 7- 4 Appalachian State
 Lh 6- 7 UNC Charlotte
 La 8- 9 James Madison
 La 8- 10 Louisville
 Wh 6- 3 Longwood
 Wa 8- 5 Old Dominion
 Wn20 9- 4 Virginia
 Wh 5- 3 Virginia
 Wa 10- 9 Virginia
 Wa 16- 3 Liberty Baptist
 Wa 6- 4 VMI
 Wa 13- 4 VMI



Third baseman Jim Stewart was named first-team All-America in 1982 when he batted .404.

Lh 4- 6 Richmond
 Wh 17- 2 Howard
 Wh 25- 8 Howard
 Wh 16- 10 Howard
 Wa 3- 2 UNC Charlotte (10)
METRO TOURNAMENT
 Ln4 6- 12 Memphis State
 Wn4 11- 7 Louisville
 Wn4 17- 5 So. Mississippi
 Wn4 6- 3 South Carolina
 La 3- 17 Florida State
 475- 265

1985 (50-16; 11-6 Metro)

VT Opp.
 Wa 3- 1 High Point
 Wa 2- 0 High Point
 Wa 7- 5 No. Carolina A&T
 Wa 3- 2 No. Carolina A&T (5)
 Wa 4- 2 Elon
 La 2- 3 Elon
 Wa 7- 5 Wingate (12)
 La 6- 9 Wake Forest
 Wh 4- 0 William & Mary
 Wh 10- 1 William & Mary
 Th 4- 4 Clemson
 Wh 14- 7 Clemson
 Wh 20- 6 Clemson
 Wh 1- 0 Utica
 Wh 4- 2 Utica
 Wh 11- 0 Utica
 Wa 13- 6 Louisville
 La 10- 11 Louisville
 Lh 2- 9 James Madison
 Wh 11- 0 Oneonta State
 Wh 15- 3 Oneonta State
 Wh 3- 2 UNC Charlotte
 Wh 15- 4 VCU
 Wa 6- 0 Richmond (5)
 Wh 17- 6 George Washington
 Lh 3- 7 South Carolina (7)
 Lh 3- 13 South Carolina
 Wh 8- 4 South Carolina (8)
 Wa 14- 2 Appalachian State
 Wa 28- 7 East Tenn. State (7)
 Wh 13- 11 Richmond
 Wh 15- 5 No. Carolina A&T (5)
 Wh 18- 6 No. Carolina A&T (5)
 Wh 9- 7 Cincinnati
 Wh 10- 5 Cincinnati
 Wh 13- 2 Cincinnati
 Wa 4- 3 UNC Charlotte
 Wh 10- 8 Longwood
 Wh 9- 6 East Tenn. State
 Wh 13- 10 Louisville
 Wh 13- 3 Louisville
 Wh 5- 1 Louisville
 Lh 4- 9 George Mason
 Lh 0- 11 Appalachian State
 Wh 13- 3 VMI
 Wa 10- 7 James Madison
 Wa 9- 7 Cincinnati
 Wa 5- 3 Cincinnati
 La 9- 12 Cincinnati
 La 8- 9 South Carolina
 La 6- 7 South Carolina
 Wa 10- 4 South Carolina
 La 9- 16 VCU
 Wh 14- 13 Virginia
 La 2- 3 Virginia
 La 0- 1 George Mason
 Wh 21- 7 Liberty Baptist
 Wa 12- 10 Liberty Baptist
 Wa 16- 3 VMI
 Wh 13- 0 Howard

Wh 13- 12 Howard (10)
 Wh 9- 6 Howard
METRO TOURNAMENT
 Wn4 16- 8 Tulane
 Wa 8- 5 Florida State
 Ln4 6- 9 South Carolina
 Wn4 14- 12 Tulane
 La 1- 3 Florida State
 610- 368

1986 (38-21; 11-6 Metro)

VT Opp.
 La 3- 4 High Point
 Wa 6- 5 High Point
 Wa 15- 2 No. Carolina A&T (6)
 Wa 11- 0 No. Carolina A&T (5)
 La 3- 12 Wake Forest
 Lh 5- 6 South Carolina (10)
 Lh 6- 8 South Carolina
 Lh 2- 11 South Carolina
 Wh 9- 4 George Mason
 Wa 12- 10 William & Mary (12)
 Wh 9- 8 Louisville
 Wh 7- 0 Louisville
 Wa 6- 2 Columbus
 La 3- 4 Columbus
 La 3- 10 Stetson
 Ln18 3- 8 Rider
 Ln18 3- 4 Iowa
 La 13- 15 Stetson
 Ln18 2- 11 Iowa
 Wn18 12- 10 Rider
 Wa 5- 2 Stetson
 Wn18 5- 3 Iowa
 La 4- 7 Appalachian State
 Wh 15- 4 Richmond
 Wh 10- 6 No. Carolina A&T
 Wh 10- 0 No. Carolina A&T (5)
 Wa 5- 1 South Carolina
 Wa 6- 1 South Carolina
 Wa 6- 5 South Carolina
 Wh 14- 3 East Tenn. State (7)
 Lh 7- 12 Appalachian State
 Wa 9- 8 James Madison
 Wa 17- 4 Richmond
 Wa 10- 4 Cincinnati
 La 7- 11 Cincinnati
 Wa 11- 7 Cincinnati
 Lh 8- 11 Virginia
 Wh 9- 8 VCU (8)
 La 4- 7 UNC Charlotte
 Wh 14- 9 Longwood
 Wh 14- 3 Cincinnati
 Wh 7- 6 Cincinnati
 Lh 5- 9 Cincinnati (6)
 Wa 13- 12 Virginia (12)
 Wh 10- 8 James Madison
 Wa 8- 2 Louisville
 Wa 15- 14 Louisville
 La 10- 11 Louisville
 Wh 16- 15 Liberty
 Wh 14- 11 Old Dominion
 Wh 27- 4 VMI
 Wa 9- 7 Old Dominion
 La 0- 16 Liberty
 Wh 16- 15 Howard
 Wh 8- 5 Howard
 Wh 30- 0 Howard
 Wa 9- 6 VMI
METRO TOURNAMENT
 Ln4 5- 6 Cincinnati
 Ln4 8- 11 Memphis State
 533- 408

1987 (32-16-1; 9-5 Metro)

Table listing 1987 baseball season results. Includes columns for VT Opp, Wa, La, Wn, Lh, and Metro Tournament results.

1988 (40-20; 11-7 Metro)

Table listing 1988 baseball season results. Includes columns for VT Opp, Wa, La, Wn, Lh, and Metro Tournament results.

Table listing 1987 baseball season results (continued). Includes columns for La, Wh, and Metro Tournament results.

1989 (35-22; 12-6 Metro)

Table listing 1989 baseball season results. Includes columns for VT Opp, Wa, La, Wn, Lh, and Metro Tournament results.

1990 (36-22; 9-9 Metro)

Table listing 1990 baseball season results. Includes columns for VT Opp, La, Wh, and Metro Tournament results.



Trey McCoy hit over 20 home runs in three consecutive seasons (1986-88).

Table listing 1989-1990 baseball season results. Includes columns for Wa, La, Wn, Lh, and Metro Tournament results.

1991 (24-30; 9-11 Metro)

Table listing 1991 baseball season results. Includes columns for VT Opp, La, Wh, and Metro Tournament results.

Table listing 1987-1990 baseball season results (continued). Includes columns for Wa5, Ln5, and Metro Tournament results.

1993 (34-15; 11-6 Metro)

Table listing 1993 baseball season results. Includes columns for VT Opp, Wa, Lh, and Metro Tournament results.

Table listing 1987-1990 baseball season results (continued). Includes columns for La, Wn, Lh, and Metro Tournament results.

1995 (34-24; 11-7 Metro)

Table listing 1995 baseball season results. Includes columns for VT Opp, Wh, Ln, and Metro Tournament results.

- Wa 5- 1 VMI
- La 7- 8 Virginia
- Lh 5- 18 South Florida
- Wh 6- 4 South Florida
- Lh 4- 5 South Florida
- Ln11 8- 10 Tennessee
- Lh 5- 13 Virginia
- La 6- 7 Louisville
- Wa 11- 1 Louisville
- Wa 6- 2 Louisville
- Wh 6- 3 Liberty
- Wh 2- 1 UNC Wilmington
- Wh 6- 5 UNC Wilmington
- Wh 17- 3 So. Mississippi
- Wh 9- 3 So. Mississippi
- Wh 5- 1 So. Mississippi

1996 (35-24; 16-4 A10)

- VT Opp.**
- Wa 14- 0 VCU
 - La 2- 7 UNC Wilmington
 - Wa 6- 3 UNC Wilmington
 - Lh 1- 2 Howard
 - Wh 13- 4 Howard
 - Wh 5- 2 Howard
 - La 4- 8 Clemson
 - La 2- 6 Clemson
 - La 0- 4 Clemson
 - La 1- 6 Charleston Southern
 - La 3- 7 Citadel
 - Wa 6- 4 Charleston Southern
 - Wa 6- 2 Citadel
 - La 7- 14 Radford
 - Wh 10- 4 Radford
 - La 1- 11 N.C. State
 - La 2- 3 N.C. State
 - Lh 2- 7 N.C. State
 - Wa 14- 5 No. Carolina A&T
 - Wh 19- 2 Appalachian State
 - Wh 9- 2 VCU
 - Lh 5- 6 Xavier
 - Wh 5- 2 Xavier
 - Wh 8- 2 Xavier
 - Wh 9- 3 Xavier
 - Wa 6- 5 James Madison
 - Wh 5- 2 Old Dominion
 - Wa 8- 6 Liberty
 - La 3- 4 Dayton
 - Wa 5- 3 Dayton
 - Wa 8- 7 Dayton (11)
 - Wa 7- 6 Dayton
 - Ln32 3- 8 Radford
 - La 5- 8 Old Dominion
 - La 2- 7 Richmond
 - Wh 15- 7 Duquesne
 - Wh 4- 3 Duquesne
 - Wh 7- 4 Duquesne
 - Wh 8- 5 Duquesne
 - Ln25 1- 2 Virginia (10)
 - Lh 8- 9 James Madison
 - Wa 7- 4 George Mason
 - La 2- 3 George Washington
 - Wa 7- 2 George Washington
 - Wa 3- 0 George Washington
 - Wa 6- 5 George Washington
 - Wh 17- 9 West Virginia (8)
 - Wh 14- 11 West Virginia
 - La 1- 8 Virginia
 - Wa 12- 1 La Salle
 - Wa 14- 3 La Salle
 - La 2- 3 La Salle
 - Wa 9- 3 La Salle
 - Wn11 3- 2 Tennessee
 - Lh 10- 13 Liberty (11)
- ATLANTIC 10 TOURNAMENT**
- Wn33 4- 2 Temple
 - Wn33 4- 1 Massachusetts
 - Ln33 2- 5 Massachusetts
 - Ln33 2- 8 Massachusetts

1997 (34-28; 13-8 A-10)

- VT Opp.**
- Wa 10- 0 No. Carolina A&T (5)
 - Wa 6- 5 Campbell (13)
 - La 2- 7 South Florida
 - La 1- 2 South Florida
 - La 1- 13 South Florida
 - Ln2 4- 9 Michigan
 - La2 3- 5 Rollins
 - Ln2 6- 7 Maine
 - Ln2 2- 11 Michigan
 - Wa2 20- 9 Rollins
 - Ln2 2- 9 Maine
 - Lh 5- 6 Campbell
 - Wa 17- 5 James Madison

- Wh 19- 7 George Mason
- La 3- 7 Georgia Tech
- La 8- 9 Georgia Tech
- La 13- 20 Georgia Tech
- Wh 19- 4 Howard
- Wh 10- 5 Howard
- Wh 4- 3 George Washington
- Wh 12- 6 George Washington
- Wh 10- 9 George Washington
- Wn34 10- 4 Appalachian State
- Wh 21- 4 Radford
- Wa 11- 2 Radford
- Wh 11- 2 Massachusetts
- Lh 1- 7 Massachusetts
- Lh 2- 4 Massachusetts
- Wa 14- 10 Marshall
- Wa 12- 5 West Virginia
- La 2- 3 West Virginia (10)
- La 2- 10 Rhode Island
- Wa 16- 5 Rhode Island
- Wa 9- 8 Rhode Island
- Lh 9- 12 Liberty
- Lh 11- 14 Virginia
- Wa 9- 3 Liberty
- Wa 7- 5 Xavier
- La 3- 4 Xavier
- La 7- 9 Xavier
- Lh 6- 7 James Madison
- La 7- 11 VCU
- Wa 11- 9 Richmond
- Wh 3- 2 Dayton
- Wh 9- 4 Dayton
- Wh 13- 4 Dayton
- Wh 23- 2 No. Carolina A&T
- Wh 8- 1 Richmond
- La 1- 5 Duquesne
- La 4- 5 Duquesne
- La 6- 12 Duquesne
- Ln11 1- 2 Tennessee
- Wh 4- 2 VCU
- Wh 7- 4 La Salle
- Wh 9- 2 La Salle
- Wh 17- 4 La Salle

1998 (28-22; 10-5 A-10)

- VT Opp.**
- La36 6- 7 The Citadel (11)
 - Wn36 19- 8 Georgia Southern
 - Wn36 10- 9 St. John's
 - Wa 16- 11 Old Dominion
 - Wa 2- 1 Campbell
 - La 3- 13 Campbell
 - Wh 12- 6 Radford
 - Wh 6- 2 Liberty
 - Wh 5- 4 Howard
 - Wh 16- 3 Howard
 - Lh 11- 5 West Virginia
 - Th 3- 3 West Virginia (10)
 - Tn23 7- 7 Indiana State
 - Ln23 8- 12 Winthrop
 - Wn23 13- 9 Bowling Green
 - Ln23 4- 15 Purdue
 - Ln23 8- 11 Purdue
 - Wn23 4- 3 Toledo
 - La 3- 4 Radford
 - Wh 7- 5 James Madison
 - Wh 5- 4 Old Dominion
 - La 4- 5 Radford
 - Wh 5- 3 Fordham
 - Lh 1- 11 Fordham
 - Lh 8- 9 Fordham
 - Wa 16- 3 Liberty
 - Wh 7- 4 Radford
 - La 5- 9 Marshall
 - Wa 6- 3 La Salle
 - Wa 12- 4 La Salle
 - Wa 15- 1 La Salle
 - Lh 1- 3 VCU
 - La 3- 4 Virginia
 - Lh 3- 12 Xavier
 - Wh 5- 0 Xavier
 - Lh 9- 11 Xavier (11)
 - Wh 10- 5 Virginia
 - Wa 8- 4 Dayton
 - Wa 14- 5 Dayton
 - Wa 11- 2 Dayton
 - Wh 7- 3 Campbell
 - Ln25 2- 3 Virginia
 - Lh 3- 12 Richmond
 - Wh 19- 8 No. Carolina A&T
 - Wh 6- 0 Duquesne
 - Lh 5- 8 Duquesne
 - Wh 17- 7 Duquesne

- La 5- 13 VCU
 - Ln11 3- 11 Tennessee
 - La 2- 5 James Madison
- ATLANTIC 10 TOURNAMENT**
- Wn37 7- 6 Massachusetts
 - Ln37 1- 3 Fordham

1999 (42-17-0; 18-3 A-10)

- VT Opp.**
- La 5- 10 Campbell
 - Wa 19- 0 High Point
 - La 2- 4 Wake Forest
 - La 9- 10 Wake Forest
 - Wn2 11- 9 Evansville
 - Ln2 0- 1 Miami (Ohio)
 - La2 4- 5 Rollins
 - Wn2 7- 3 Evansville
 - Wn2 8- 2 Miami (Ohio)
 - Wa2 8- 0 Rollins
 - Wh 8- 6 Old Dominion
 - Wa 9- 4 Radford
 - La 5- 8 James Madison
 - Lh 3- 5 Marshall (12)
 - Wa 13- 1 Marshall
 - Wa 7- 4 West Virginia
 - Wa 7- 5 West Virginia
 - Wh 23- 13 High Point
 - Lh 4- 9 George Washington
 - Wh 13- 4 George Washington
 - Lh 5- 11 George Washington
 - Wh 7- 6 Campbell
 - La 7- 8 VCU
 - Wh 2- 1 St. Bonaventure
 - Wh 2- 1 St. Bonaventure
 - Wh 12- 10 St. Bonaventure
 - Lh 4- 8 Wake Forest
 - aW 11- 10 Radford (11)
 - Lh 11- 16 Hofstra
 - Wa 8- 2 St. Joseph's
 - Wa 5- 2 St. Joseph's
 - Wa 19- 9 St. Joseph's
 - Wh 17- 7 Radford
 - Wh 13- 9 Virginia
 - La 1- 3 Xavier
 - Wa 4- 1 Xavier
 - Wa 5- 3 Xavier
 - Lh 6- 11 Liberty
 - Wa 11- 7 Virginia
 - Wa 12- 3 Liberty
 - Wh 2- 1 Dayton
 - Wh 5- 0 Dayton
 - Wh 13- 3 Dayton
 - Wa 9- 0 Duquesne
 - Wa 6- 5 Duquesne
 - Wa 12- 5 Duquesne
 - Wh 6- 5 VCU (10)
 - Wa 8- 4 Richmond
 - Wh 3- 0 La Salle
 - Wh 7- 6 La Salle
 - Wh 7- 6 La Salle
- ATLANTIC 10 TOURNAMENT**
- Wn33 4- 3 Temple
 - Ln33 6- 13 La Salle
 - Wn33 9- 4 Massachusetts
 - Wn33 15- 3 La Salle
 - Wn33 20- 6 La Salle
- NCAA REGIONAL**
- Ln3 3- 5 Richmond
 - Wn33 11- 5 Siena
 - Ln3 8- 11 Richmond

2000 (34-25-2; 16-5 A-10)

- VT Opp.**
- Ln36 5- 11 St. John's
 - Wn36 5- 3 Tennessee
 - Wn36 12- 2 West Virginia
 - Wa 8- 1 High Point
 - La 7- 11 Wake Forest
 - La 0- 13 Wake Forest
 - Wh 5- 3 West Virginia
 - Wh 6- 5 West Virginia
 - Wh 12- 1 Ohio
 - Lh 15- 19 Ohio
 - Wa 6- 4 Campbell
 - Th 11- 11 High Point (9)
 - Lh 11- 13 Radford
 - Wa 4- 2 UNC Wilmington
 - La 1- 7 UNC Wilmington
 - La 2- 3 Old Dominion
 - La 3- 15 Old Dominion
 - Ta 6- 6 George Mason (9)
 - Lh 3- 8 Kent
 - Wh 8- 2 Kent
 - Wh 4- 3 Kent
 - Wa 3- 2 at Radford
 - Lh 1- 7 James Madison
 - Wa 5- 2 George Washington
 - La 1- 7 George Washington

- Wa 7- 6 George Washington
 - Lh 8- 11 Liberty
 - Wa 7- 3 Virginia
 - Wh 5- 4 Radford
 - Wh 19- 2 Rhode Island
 - Wh 7- 2 Rhode Island
 - Wh 12- 0 Rhode Island
 - Wa 8- 7 Richmond
 - Wa 7- 6 Massachusetts
 - La 11- 15 Massachusetts
 - Wa 13- 0 Massachusetts
 - Lh 0- 5 VCU
 - Lh 3- 10 Wake Forest
 - Wh 9- 3 Xavier
 - Wh 5- 0 Xavier
 - Wh 6- 1 Xavier (6)
 - Wh 7- 6 Virginia (10)
 - La 10- 11 James Madison
 - La 1- 6 Dayton
 - Wa 6- 2 Dayton
 - La 2- 3 Dayton
 - LnL20 6- 7 Radford
 - Wh 5- 4 Duquesne
 - Lh 1- 8 Duquesne
 - Wh 7- 6 Duquesne
 - Ln25 4- 5 Virginia
 - La 8- 9 Liberty
 - Lh 9- 19 Campbell
 - Wa 8- 0 La Salle
 - Wa 10- 7 La Salle
 - Wa 11- 8 La Salle
- ATLANTIC 10 TOURNAMENT**
- Wn33 4- 3 Massachusetts
 - Wn33 8- 1 George Washington
 - Wn33 9- 6 Massachusetts
- NCAA REGIONAL**
- Ln39 3- 8 Southern Cal
 - Ln39 6- 8 Cal State Fullerton

2001 (29-28-1; 14-11-1 BE)

- VT Opp.**
- Wa 5- 4 Campbell
 - La 3- 10 Campbell
 - La 1- 11 Liberty
 - La 1- 3 Wake Forest
 - Wh 5- 2 Old Dominion
 - Wh 6- 5 Old Dominion
 - Wn2 7- 0 Long Island
 - Ln2 5- 8 Rollins
 - Ln2 9- 10 Central Michigan
 - Wn2 11- 0 Long Island
 - La2 3- 5 Rollins
 - Ln2 5- 6 Central Michigan (11)
 - Wh 5- 4 Richmond
 - Wa 18- 0 Radford
 - Lh 7- 10 High Point
 - Wh 10- 4 Boston College
 - Wh 4- 3 Boston College
 - Wh 13- 5 Boston College
 - Lh 1- 2 St. John's
 - Wh 19- 6 St. John's
 - Wh 3- 2 Notre Dame
 - Wh 9- 8 Notre Dame
 - La 2- 3 VCU (11)
 - La 0- 7 Richmond
 - La 2- 3 Connecticut (8)
 - Wa 3- 2 Connecticut
 - La 6- 7 Connecticut
 - Wh 7- 3 VMI
 - Wh 8- 2 Villanova
 - Lh 3- 8 Villanova
 - Lh 9- 10 Villanova
 - Lh 9- 18 Wake Forest
 - La 4- 7 Virginia
 - La 3- 11 Rutgers
 - Wa 14- 7 Rutgers
 - La 1- 13 Seton Hall
 - Ta 7- 7 Seton Hall (12)
 - Wa 5- 4 High Point (10)
 - Lh 3- 9 Virginia
 - Wa 14- 4 West Virginia
 - La 5- 6 West Virginia
 - La 5- 7 West Virginia
 - Ln11 4- 7 Tennessee
 - Wa 5- 4 Radford (12)
 - Wh 14- 5 Georgetown
 - Wh 10- 6 Georgetown
 - Wh 7- 3 Georgetown
 - Wn25 6- 1 Virginia
 - Wh 8- 5 Liberty
 - Wn20 5- 2 Radford
 - Lh 3- 7 VCU
 - La 1- 4 Pittsburgh
 - La 1- 4 Pittsburgh
 - Wa 5- 3 Pittsburgh
- BIG EAST TOURNAMENT**
- Wn40 4- 3 Notre Dame
 - Ln40 0- 5 Seton Hall
 - Wn40 5- 2 Notre Dame



Pitcher/first baseman Larry Bowles posted 14 home runs and 10 pitching victories in 2000.

- Ln40 2- 5 Seton Hall
- 340- 312

2002 (33-26-0; 18-8 BE)

- VT Opp.**
- Wn36 5- 1 Western Carolina
 - Wn36 12- 3 The Citadel
 - Ln36 1- 2 Old Dominion
 - Wh 6- 5 Western Michigan
 - Lh 8- 10 Western Michigan (7)
 - Wh 12- 7 Western Michigan (8)
 - Wa 7- 5 Charlotte
 - Lh 7- 8 UNC Wilmington
 - Lh 4- 11 UNC Wilmington
 - La 0- 8 VCU
 - La 5- 14 Richmond
 - Wh 9- 5 Lemoine
 - Lh 10- 15 Lemoine (11)
 - La 4- 8 James Madison
 - Lh 7- 10 Pittsburgh
 - Lh 2- 5 Pittsburgh
 - Wh 8- 5 Pittsburgh
 - Wh 2- 1 Rutgers
 - Wh 17- 8 Rutgers
 - Lh 2- 4 Seton Hall
 - Wh 9- 7 Seton Hall
 - Wa 7- 1 Radford
 - Lh 2- 2 Connecticut (8)
 - Wa 3- 2 Connecticut
 - La 6- 7 Connecticut
 - Wh 7- 3 VMI
 - Wh 8- 2 Villanova
 - Lh 3- 8 Villanova
 - Lh 9- 10 Villanova
 - Lh 9- 18 Wake Forest
 - La 4- 7 Virginia
 - La 3- 11 Rutgers
 - Wa 14- 7 Rutgers
 - La 1- 13 Seton Hall
 - Ta 7- 7 Seton Hall (12)
 - Wa 5- 4 High Point (10)
 - Lh 3- 9 Virginia
 - Wa 14- 4 West Virginia
 - La 5- 6 West Virginia
 - La 5- 7 West Virginia
 - Ln11 4- 7 Tennessee
 - Wa 5- 4 Radford (12)
 - Wh 14- 5 Georgetown
 - Wh 10- 6 Georgetown
 - Wh 7- 3 Georgetown
 - Wn25 6- 1 Virginia
 - Wh 8- 5 Liberty
 - Wn20 5- 2 Radford
 - Lh 3- 7 VCU
 - La 1- 4 Pittsburgh
 - La 1- 4 Pittsburgh
 - Wa 5- 3 Pittsburgh
- BIG EAST TOURNAMENT**
- Wn40 4- 3 Notre Dame
 - Ln40 0- 5 Seton Hall
 - Wn40 5- 2 Notre Dame

- Wh 12- 8 West Virginia
- BIG EAST TOURNAMENT**
- Wn40 2- 1 Boston College
 - Ln40 4- 8 Notre Dame
 - Ln40 2- 6 Rutgers
 - 425- 358

2003 (34-23-0; 15-10 BE)

- VT Opp.**
- Wa 6- 4 Campbell
 - La 0- 6 Campbell
 - Wa 6- 2 High Point
 - Wa 4- 0 High Point
 - Wa 5- 4 Charleston Southern
 - Wa 8- 6 Charleston Southern
 - Lh 6- 7 Kent State
 - Lh 3- 5 Kent State
 - Wh 16- 5 Kent State
 - Lh 1- 3 James Madison
 - Lh 5- 7 High Point
 - Lh 3- 5 Cornell
 - Wh 3- 1 Cornell
 - Wh 8- 2 Cornell
 - Wh 12- 4 East Tenn. State
 - Wa 5- 3 James Madison
 - Wa 19- 7 Morehead State
 - Wa 18- 5 Morehead State
 - Lh 3- 4 Ohio
 - Wa 8- 1 Richmond
 - La 0- 2 Seton Hall
 - Wa 5- 1 Seton Hall
 - Wa 3- 0 Seton Hall
 - Wa 14- 0 Liberty
 - Wh 20- 1 Georgetown
 - Wh 18- 2 Georgetown
 - Wh 4- 0 Villanova
 - Wh 7- 5 Villanova
 - Lh 1- 3 Boston College
 - Wh 12- 3 Boston College
 - Wh 8- 7 Boston College (12)
 - Wh 6- 4 VMI
 - Wh 5- 3 Virginia
 - La 5- 15 West Virginia
 - La 1- 3 West Virginia
 - Wa 6- 1 Connecticut
 - Wa 7- 3 Connecticut
 - Wa 5- 1 Radford
 - Ln25 7- 10 Virginia
 - La 2- 10 Rutgers
 - La 2- 6 Rutgers
 - La 5- 10 Rutgers
 - Ln11 4- 5 East Tenn. State
 - Wh 3- 1 St. John's
 - Wh 7- 3 St. John's
 - Wh 7- 4 St. John's
 - Lh 12- 15 Richmond
 - Wh 9- 0 Radford
 - Wa 4- 3 Pittsburgh
 - La 13- 14 Pittsburgh
 - La 16- 17 Pittsburgh



Nate Parks led the ACC in stolen bases during the 2007 season with 39.

Wh 22- 7 Campbell
Lh 5- 12 VCU
Lh 4- 12 Notre Dame
Wh 11- 5 Notre Dame
Ln40 0- 6 Rutgers
Ln40 0- 10 West Virginia
399- 285

**2004 (29-27-0; 11-15 BE)
VT Opp.**

La 2- 15 Stetson
Wn18 4- 3 South Florida
Ln18 0- 2 Oklahoma State
Wh 4- 0 Liberty
Lh 2- 4 George Mason
Wh 12- 7 Morehead State
Wh 11- 7 Morehead State
Wa 4- 2 UNC-Wilmington
La 6- 9 UNC-Wilmington
Wh 4- 3 Towson
Wh 13- 6 Towson
Wh 8- 5 Towson
La 2- 15 Wake Forest
Wh 3- 2 Duquesne (10)
Wh 3- 0 Duquesne
Lh 15- 17 Duquesne
Wa 5- 1 VCU
Wa 13- 7 Richmond
Lh 0- 3 Pittsburgh
Lh 4- 5 Pittsburgh
Lh 11- 12 Pittsburgh
La 2- 6 Liberty
La 2- 3 St. John's
La 5- 9 St. John's
La 0- 2 St. John's
Wa 10- 5 James Madison
La 3- 4 Georgetown
Wa 16- 3 Georgetown
Wa 2- 1 Villanova
Wa 18- 1 Villanova
Wh 1- 0 Seton Hall
Wh 8- 7 Seton Hall
Wh 6- 0 Seton Hall
La 2- 5 Radford
La 10- 21 Virginia
Wh 20- 1 West Virginia
Lh 2- 8 West Virginia
Wh 11- 2 Connecticut
Wh 10- 0 Connecticut
Ln11 7- 11 East Tenn. State
Wh 8- 0 VMI
Wh 5- 3 Rutgers
Lh 10- 11 Rutgers
Lh 3- 10 Rutgers
Wa 6- 1 Ohio
Lh 8- 10 Richmond
Wh 4- 3 Radford
Wh 1- 0 Campbell
La 2- 3 Boston College
La 0- 3 Boston College
La 3- 4 Boston College
Lh 2- 3 VCU
Wa 9- 7 East Tenn. State
La 0- 9 Notre Dame
Wa 11- 10 Notre Dame
La 1- 2 Notre Dame
334- 293

**2005 (23-28-0; 7-19 ACC)
VT Opp.**

Ln41 3- 5 Villanova
Wn41 9- 0 Navy
Wa41 11- 7 Savannah State
Wa 10- 6 Campbell
Wa 7- 5 High Point (10)
Wa 6- 5 High Point (12)
La 4- 6 Maryland
La 2- 6 Maryland
Wa 13- 12 Maryland
La 0- 2 George Mason
Lh 3- 17 North Carolina
La 1- 3 Florida State
La 2- 12 Florida State
La 1- 8 Florida State
Wa 5- 3 Radford
Lh42 5- 8 Virginia
Wh20 14- 10 James Madison
La 0- 6 NC State
La 7- 10 NC State
Wa 5- 4 NC State (12)
Wa43 19- 9 VCU
Wa 2- 0 Richmond
Lh 3- 7 Miami
Ln25 5- 20 Miami
Ln25 5- 9 Miami
Wh 9- 4 Liberty
Wh 2- 1 VCU
Lh 3- 5 VCU
Lh 3- 7 VCU
Lh 4- 5 East Tenn. St. (10)
Wh 7- 1 Radford
Wh 5- 4 Marshall

Lh 4- 12 Marshall
Ln11 3- 5 East Tenn. State
Lh 2- 6 VMI
Wa 11- 8 Duke
La 10- 13 Duke
Wa 2- 0 Duke
Wh 4- 2 Campbell
Wh 18- 6 Richmond
Wh 11- 7 Clemson
Lh 0- 7 Clemson
Lh 2- 6 Clemson
La 0- 10 Georgia Tech
La 2- 27 Georgia Tech
La 1- 11 Georgia Tech
Wh 10- 3 William & Mary
Wh 6- 3 Wake Forest
Lh 5- 7 Wake Forest
Wh 7- 6 Wake Forest
ACC TOURNAMENT
Ln44 4- 5 Maryland
277- 351

**2006 (20-33; 4-25 ACC)
VT Opp.**

Wa 5- 2 Campbell
Wa 16- 2 Campbell
Ln45 5- 6 UNC Wilmington
Ln45 0- 5 West Virginia
Wa 5- 1 East Carolina
La 5- 8 Charlotte
Wh 14- 5 Towson
Wh 9- 8 Towson (10)
Wh 9- 5 Towson
Wa 7- 5 Richmond (12)

La 1- 13 Liberty
La 3- 14 Miami
La 3- 12 Miami
La 4- 10 Miami
La 5- 15 James Madison
Lh 11- 13 James Madison
Lh 2- 11 Florida State
Wh 9- 7 Florida State
Lh 4- 9 Florida State
Wa 8- 6 VCU (12)
Lh 7- 8 Boston College
Lh 4- 6 Boston College (13)
Lh 7- 9 Boston College (10)
Wh 9- 6 Richmond
La 1- 12 Wake Forest
La 3- 7 Wake Forest
La 5- 13 Wake Forest
Wa 16- 6 Radford
Wh 9- 8 VMI
Wh 8- 6 Georgia Tech
Lh 11- 17 Georgia Tech
Lh 3- 5 Georgia Tech
Wh 5- 4 Appalachian State
La 4- 9 North Carolina
La 1- 3 North Carolina
La 4- 12 North Carolina
Wh 9- 4 Marshall
Wh 3- 1 Longwood
Wh 8- 4 Duke
Lh 1- 15 Duke
Lh 9- 10 Duke
La 2- 11 Clemson
La 4- 11 Clemson
La 3- 7 Clemson
Wh 10- 4 VCU
Wh 8- 3 Liberty
Lh 7- 8 Campbell
Lh 3- 21 NC State
Wh 7- 6 NC State
Lh 3- 14 Charlotte
La 2- 4 Virginia
La 0- 6 Virginia
La 7- 11 Virginia
308- 432

**2007 (23-31; 7-23 ACC)
VT Opp.**

La 0- 11 Charlotte
Wn46 10- 3 Old Dominion
Wn46 7- 3 Pittsburgh
La 5- 6 Coastal Carolina
Wh 8- 2 Albany
Wa 5- 4 Citadel (11)
Wn36 9- 6 UNC Asheville (10)
Ln36 3- 7 Minnesota
Lh 3- 15 No. Carolina A&T
Wh 11- 10 No. Carolina A&T
Wh 5- 2 No. Carolina A&T
La 4- 9 VCU
Wa 4- 2 Richmond
Wa 5- 3 Georgia Tech
La 4- 19 Georgia Tech
Wa 5- 4 Georgia Tech
Wa 8- 2 Liberty
Wh 14- 8 Marist
La 8- 12 NC State

Neutral Sites

- | | |
|-------------------------|------------------------|
| 1 Greensboro, N.C. | 24 Martinsville, Va. |
| 2 Winter Park, Fla. | 25 Salem, Va. |
| 3 Camp Lejeune, N.C. | 26 Hattiesburg, Miss. |
| 4 Tallahassee, Fla. | 27 New Orleans, La. |
| 5 Statesboro, Ga. | 28 Richmond, Va. |
| 6 Clemson, S.C. | 29 Louisville, Ky. |
| 7 Chapel Hill, N.C. | 30 Charleston, W. Va. |
| 8 Gastonia, N.C. | 31 Charlotte, N.C. |
| 9 Bristol, Va. | 32 Danville, Va. |
| 10 Elizabethtown, Tenn. | 33 Boyertown, Pa. |
| 11 Kingsport, Tenn. | 34 Granite Falls, N.C. |
| 12 Columbia, S.C. | 35 Tuscaloosa, Ala. |
| 13 Covington, Va. | 36 Charleston, S.C. |
| 14 Minneapolis, Minn. | 37 Philadelphia, Pa. |
| 15 Nashville, Tenn. | 38 Winston-Salem, N.C. |
| 16 Wilmington, N.C. | 39 Fullerton, Calif. |
| 17 Front Royal, Va. | 40 Bridgewater, N.J. |
| 18 DeLand, Fla. | 41 Savannah, Ga. |
| 19 Bluefield, Va. | 42 Radford, Va. |
| 20 Pulaski, Va. | 43 Petersburg, Va. |
| 21 Madison, Va. | 44 Jacksonville, Fla. |
| 22 Norfolk, Va. | 45 Greenville, N.C. |
| 23 Fresno, Calif. | 46 Myrtle Beach, S.C. |

**NCAA Baseball
Tournament
Appearances**

5-16 overall record

2000 at Fullerton, Calif.

nL 3-8 Southern California
aL 6-8 Cal State Fullerton

1999 at Winston-Salem, N.C.

nL 3-5 Richmond
nW 11-5 Siena
nL 8-11 Richmond

1997 at Tuscaloosa, Ala.

nW 3-2 Southern California
nL 6-12 N.C. State
nL 2-6 Southern California

1994 at Clemson, S.C.

nL 0-7 Auburn
nL 3-4 The Citadel

1977 at Minneapolis, Minn.

nL 1-2 Central Michigan
nL 4-9 Florida

1976 at Columbia, S.C.

aL 6-7 South Carolina (10 inn.)
nL 4-5 Furman

1969 at Gastonia, N.C.

nL 6-7 Mississippi (10 inn.)
nW 6-3 Furman
nL 1-5 North Carolina

1954

aW 11-10 Clemson
hW 7-1 Clemson
aL 0-3 Rollins
aL 3-9 Rollins

**First-Round
Draft Picks**

Winter Draft

1967: c Johnny Oates, Baltimore Orioles,
10th player picked

Spring Draft

1982: 1b Franklin Stubbs, Los Angeles
Dodgers, 19th player picked
1987: p Brad DuVall, Baltimore Orioles,
15th player picked
1988: p Brad DuVall, St. Louis Cardinals,
23rd player picked
1997: p Denny Wagner, Oakland Athletics,
42nd player picked (supplemental)
2002: p Joe Saunders, Anaheim Angels,
12th player picked

La 2- 5 NC State
Wa 6- 4 NC State (11)
Wh 5- 0 Longwood
Lh 4- 15 North Carolina
Wh 6- 3 North Carolina
Lh 1- 13 North Carolina
La 6- 8 James Madison
Lh 1- 3 Virginia
Lh 4- 11 Virginia
Lh 5- 8 Virginia
Wh 13- 6 VMI
Lh 3- 6 Clemson
Lh 5- 8 Clemson
Lh 2- 5 Clemson (10)
Wh 12- 9 Richmond
La 1- 14 Florida State
La 3- 4 Florida State
La 5- 8 Florida State

Lh 9- 11 Miami
Lh 3- 4 Miami
Lh 5- 9 Miami
Lh 6- 8 James Madison
Wh 8- 3 Radford
La 3- 6 Boston College
Wa 6- 1 Boston College
La 2- 3 Boston College
hW 12- 9 Liberty
Wa 9- 0 VMI
La 4- 9 Duke
La 1- 7 Duke
Wa 8- 4 Duke
Lh 3- 9 Charlotte
Lh 2- 5 Wake Forest
Wh 8- 2 Wake Forest
Lh 8- 9 Wake Forest
299- 357

Individual Batting

MOST GAMES PLAYED:

Season: 67 by Brian Henderson, 1985
 Career: 230 by John West, 1999-02
 Spencer Harris, 2000-03

MOST AT BATS:

Game: 9 by Wyatt Toregas vs. Georgetown, 4/21/02
 Season: 254 by Tim Buheller, 1985
 Career: 887 by Addison Bowman, 1998-01

MOST RUNS SCORED:

Game: 7 by Doug Basse vs. Howard, 5/4/86
 Fred Hatfield vs. Louisville, 4/24/93
 Brad Bauder vs. Georgetown, 4/21/02
 Season: 82 by Brian Rupe, 1982
 Tim Buheller, 1985
 Career: 267 by Tim Buheller, 1983-86

MOST HITS:

Game: 8 by Brad Bauder vs. Georgetown, 4/21/02
 Season: 92 by Tim Buheller, 1985
 Shaun Sullivan, 1985
 Career: 303 by Addison Bowman, 1998-01

MOST DOUBLES:

Game: 4 by Bryan Thomas vs. Savannah State, 2/21/05
 Season: 25 by Casey Waller, 1989
 Career: 66 by Addison Bowman, 1998-01

MOST TRIPLES:

Game: 2 shared by nine players
 (most recent: Matt Kalish vs. Morehead St., 3/23/03)
 Season: 9 by Kevin Barker, 1996
 Career: 17 by Kevin Barker, 1994-96

MOST HOME RUNS:

Game: 4 by Doug Basse vs. Howard, 5/4/86
 Brad Bauder vs. Georgetown, 4/21/02
 Season: 29 by Franklin Stubbs, 1981
 George Canale, 1986
 Career: 76 by George Canale, 1984-86

MOST TOTAL BASES:

Game: 23 by Brad Bauder vs. Georgetown, 4/21/02
 Season: 186 by Franklin Stubbs, 1981
 Career: 502 by George Canale, 1984-86

MOST RUNS BATTED IN:

Game: 14 by Brad Bauder vs. Georgetown, 4/21/02
 Season: 88 by Billy Plante, 1985
 Career: 227 by George Canale, 1984-8

HIGHEST BATTING AVERAGE:

Season: .516 by John Van Arnhem, 1971
 Career: .436 by John Van Arnhem, 1971-72 (2 seasons)
 .374 by Trey McCoy, 1986-88 (3 seasons)
 .361 by Jim Stewart, 1979-82 (4 seasons)

HIGHEST SLUGGING AVERAGE:

Season: .969 by Franklin Stubbs, 1981
 Career: .835 by Trey McCoy, 1986-88

LONGEST HITTING STREAK:

32 games by Tim Buheller, 1985

MOST BASES ON BALLS:

Game: 5 by Wayne Taylor vs. Michigan St., 3/24/64
 Season: 59 by Franklin Stubbs, 1981
 Matt Griswold, 1999
 Career: 170 by Tim Buheller, 1983-86

MOST STOLEN BASES:

Game: 4 by Tim Buheller vs. James Madison, 4/9/86
 Chris Stanton vs. Morehead St., 3/23/03
 Season: 40 by Tim Buheller, 1985
 Career: 140 by Tim Buheller, 1983-86

MOST STRIKEOUTS:

Game: 5 by Randy Martin vs. Radford, 3/18/98
 Season: 80 by Shaun Thomas, 1990
 Career: 189 by Randy Martin, 1996-99



Brad Bauder had four home runs, eight hits and 14 RBIs in a 2002 game at Georgetown.



Bryan Thomas smacked a record four doubles against Savannah State in 2005.

Individual Pitching

MOST APPEARANCES:

Season: 34 by Rhett Ballard, 2007
 Career: 98 by Anthony Miller, 1998-01

MOST STARTS:

Season: 18 by Brian Fitzgerald, 1994
 Career: 59 by Brian Fitzgerald, 1993-96

MOST APPEARANCES IN RELIEF:

Season: 34, Rhett Ballard, 2007
 Career: 95 by Anthony Miller, 1998-01

MOST COMPLETE GAMES:

Season: 12 by Mike Williams, 1989
 Career: 22 by Mike Williams, 1988-90

MOST INNINGS PITCHED:

Season: 130 by Brad Clontz, 1992
 Career: 387.1 by Brian Fitzgerald, 1993-96

LOWEST EARNED RUN AVERAGE:

Season: 0.49 by Sam Jenkins, 1962
 Career: 1.91 by Berky Cundiff, 1970-73 (starter)
 Career: 1.62 by Charlie Gillian, 1993-96 (reliever, min. 90 innings)

BEST WON-LOST PERCENTAGE:

Season: 1.000 by Rick Knapp (10-0), 1982
 Career: .952 by Rick Knapp (20-1), 1982-83 (2 seasons)
 .794 by Joe Saunders (27-7), 2000-02 (3 seasons)
 .800 by Rodney Brooks (20-5), 1983-87 (4 seasons)

MOST STRIKEOUTS:

Game: 18 by Lance Rhoads vs. Utica, 3/23/84
 Season: 119 by Bean Stringfellow, 1985
 Career: 323 by Jon Hand, 1995-98

MOST BASES ON BALLS:

Season: 65 by Les Jennette, 1991
 Career: 160 by Greg Margheim, 1987-90

MOST WINS:

Season: 12 by Brad Clontz, 1992
 Career: 31 by Jason Bush, 1999-02

MOST SHUTOUTS:

Season: 5 by Ray Perkins, 1982
 Career: 9 by Berky Cundiff, 1970-73

MOST SAVES:


Season: 14 by Charlie Gillian, 1996 Matt Dalton, 2003
 Career: 34 by Charlie Gillian, 1994-96

MOST PICKOFFS:


Game: 5 by Greg Margheim vs. Liberty, 3/1/90
 Season: 19 by Pat Pinkman, 1999
 Career: 48 by Pat Pinkman, 1998-02




Berky Cundiff



Charlie Gillian



Right-hander Brad Clontz set a school mark with 12 wins in 1992.




Jason Bush finished his Tech career with a record 31 pitching victories.

Best ERA's



Sam Jenkins



Matt Dalton

(Minimum of 35 Innings Pitched)

0.49 by Sam Jenkins (37 2/3 inn.), 1962
 0.76 by Matt Dalton (35.2 inn.), 2003
 1.16 by Eddy Oates (64 2/3 inn.), 1969
 1.21 by Doug Horton (52 inn.), 1970
 1.35 by Dean Powell (40 inn.), 1977
 1.42 by Wayne Groseclose (57 inn.), 1968
 1.45 by Charlie Gillian (37 1/3 inn.), 1995
 1.45 by Dave Kuhn (43 1/3 inn.), 1957
 1.46 by Steve Pittman (68 inn.), 1969
 1.51 by Jimmy Graves (77 1/3 inn.), 1960
 1.53 by Charlie Gillian (35 1/3 inn.), 1994
 1.54 by Johnny Foster (35 inn.), 1971
 1.62 by Berky Cundiff (61 inn.), 1970
 1.62 by Ron Shockley (49 2/3 inn.), 1969
 1.82 by Berky Cundiff (64 1/3 inn.), 1973
 1.90 by Steve Pittman (66 1/3 inn.), 1968
 1.97 by Lee Melear (68 2/3 inn.), 1963
 1.98 by Berky Cundiff (59 inn.), 1972
 1.99 by Jerry Watkins (54 1/3 inn.), 1973

Staff ERA

2.32 by 1969 staff
 2.38 by 1971 staff
 2.57 by 1970 staff
 2.58 by 1972 staff
 2.59 by 1962 staff
 2.62 by 1977 staff
 2.73 by 1968 staff

Individual Fielding



Shortstop Spencer Harris holds the Tech mark for career assists.

MOST CHANCES:

Game: 19 by Harold Williams (1b) vs. Oklahoma, 3/26/78
David Fitt (1b) vs. Fresno St., 3/17/95;
James Madison 3/30/95
Season: 637 by David Fitt (1b), 1995
Career: 1741 by David Fitt (1b/2b), 1993-96

MOST PUTOUTS:

Game: 19 by Harold Williams vs. Oklahoma, 3/26/78
David Fitt vs. James Madison, 3/30/95
Season: 585 by David Fitt, 1995
Career: 1595 by David Fitt (1b/2b), 1993-96

MOST ASSISTS:

Game: 10 by Rick Wade (3b) vs. Marshall, 4/28/76
Mike Terhune (2b) vs. Fresno State, 3/17/95
Season: 196 by Brian Henderson (ss), 1985
Career: 647 by Spencer Harris (ss), 2000-03

MOST ERRORS:

Game: 5 by Jimmy Foit vs. Liberty Baptist, 4/10/80
Season: 34 by Addison Bowman (ss), 1999
Career: 92 by Addison Bowman (3b/ss/lf), 1998-01

MOST PUTOUTS BY POSITION:

Catcher:


Game: 18 by Chuck Boyle vs. Utica College, 3/23/84
Season: 391 by Chuck Boyle, 1985
Career: 1046 by Barry Gauch, 1996-99

First Baseman:

Game: 19 by Harold Williams vs. Oklahoma, 3/26/78
David Fitt vs. James Madison, 3/30/95
Season: 585 by David Fitt, 1995
Career: 1576 by David Fitt, 1993-96



David Fitt



Harold Williams

Second Baseman:

Game: 8 by Jay Phillips vs. Cincinnati, 4/9/82
Justin Dobson vs. Southern Miss, 5/8/92
Randy Martin vs. Virginia, 4/22/98

Season: 156 by Len Wentz, 1989
Career: 456 by Marc Tugwell, 2000-03

Shortstop:

Game: 6 by several players
Season: 112 by Brian Henderson, 1985
Career: 324 by Spencer Harris, 2000-03

Third Baseman:

Game: 6 by Rick Wade vs. Connecticut, 3/10/76
Season: 67 by Casey Waller, 1988
Career: 151 by Casey Waller, 1987-89

Outfielder:

Game: 10 by Popeye Smith vs. James Madison, 4/19/93
Season: 170 by Matt Griswold, 1999
Career: 507 by Brad Bauder, 2000-03

Pitcher:

Game: 3 by several players
Season: 13 by Pat Pinkman, 1999
Career: 34 by Jon Hand, 1995-98

MOST ASSISTS BY POSITION:

Catcher:

Game: 6 by Joe Vieni vs. Bluefield St., 3/20/87
Season: 52 by Barry Gauch, 1997
Career: 152 by Barry Gauch, 1996-99

First Baseman:

Game: 5 by John West vs. Radford, 3/9/00
Season: 44 by David Fitt, 1995
Career: 107 by David Fitt, 1993-96

Second Baseman:

Game: 10 by Mike Terhune vs. Fresno State, 3/17/95
Season: 169 by Mike Terhune, 1995
Career: 572 by Marc Tugwell, 2000-03

Shortstop:

Game: 9 by Brian Henderson vs. Florida St., 5/10/85
Josh Haggas vs. Cincinnati, 5/16/91
Spencer Harris vs. Villanova, 4/7/02

Season: 196 by Brian Henderson, 1985
Career: 647 by Spencer Harris, 2000-03

Third Baseman:


Game: 10 by Rick Wade vs. Marshall, 4/28/76
Season: 155 by Bo Durkac, 1995
Career: 390 by Bo Durkac, 1993-95

Outfielder:

Game: 2 by several players
Season: 9 by Alan El-Amin, 1988
Career: 17 by Sandy Hill, 1974-77
Tim Buheller, 1983-86
Brad Bauder, 2000-03

Pitcher:

Game: 8 by Mike Arrington vs. UNC, 4/17/72
Season: 40 by Mike Williams, 1990
Career: 90 by Mike Williams, 1988-90
Pat Pinkman, 1998-02



Brian Henderson fires the ball to first to complete a double play.

Team Season Records

Schedule:

Most games played: 67 by 1985 team
 Most games won: 50 by 1982 & 1985 teams
 Most games lost: 33 by 2006 team
 Most games won in a row: 31 by 1977 team
 Most games lost in a row: 10 by 1939 team
 Most games won at home: 31 by 1981 team
 Most games won on road: 18 by 1985 & 1986 teams
 Most games won at neutral sites: 10 by 1994 team

Batting:

Most at bats: 2277 by 1985 team
 Most runs scored: 610 by 1985 team
 Most hits: 740 by 1985 team
 Most doubles: 126 by 1988 team
 Most triples: 25 by 1994 team
 Most home runs: 140 by 1988 team
 Most runs batted in: 547 by 1985 team
 Most total bases: 1264 by 1985 team
 Highest batting average: .350 by 1981 team
 Highest slugging average: .608 by 1988 team
 Most sacrifice bunts: 36 by 1992 & 2007 teams
 Most sacrifice flies: 41 by 1982 team
 Most hit by pitch: 66 by 2002 team

Base Running:

Most bases on balls: 341 by 1982 team
 Most stolen bases: 169 by 1981 team

Fielding:

Most putouts: 1618 by 1985 team
 Most assists: 712 by 1995 team
 Most errors: 139 by 1997 team
 Fewest errors: 34 by 1970 team
 Best fielding average: .968 by 1995 team
 Most double plays: 66 by 2000 team

Pitching:

Most innings pitched: 539.1 by 1985 staff
 Most complete games: 34 by 1983 staff
 Most strikeouts: 461 by 1988 staff
 Most strikeouts per nine innings: 8.6 by 1988 staff
 Most bases on balls: 303 by 1985 staff
 Fewest bases on balls per game: 2.76 by 1995 staff
 Most hits allowed: 633 by 2000 staff
 Fewest hits per game: 6.2 by 1970 staff
 Most runs allowed: 408 by 1986 staff
 Fewest runs per game: 2.95 by 1954 staff
 Most home runs allowed: 82 by 1986 staff
 Lowest earned run average: 2.32 by 1969 staff
 Most saves: 17 by 1996 staff
 Most shutouts: 8 by 1978 staff
 Most wild pitches: 68 by 1986 staff
 Most hit batsmen: 75 by 2007 staff
 Most pickoffs: 35 by 1990 staff

Game Batting Records:

Most at bats: 65 vs. Georgetown, 4/21/02
 Most runs scored: 38 vs. Howard, 3/31/89
 Most runs in one inning: 17 vs. Howard, 3/31/89
 Most hits: 37 vs. Georgetown, 4/21/02
 Most doubles: 10 vs. North Carolina A&T, 4/24/98
 Most triples: 4 vs. Richmond, 4/20/63
 Most home runs: 10 vs. Howard 5/4/86; Liberty, 4/25/88
 Most runs batted in: 35 vs. Georgetown, 4/21/02
 Most total bases: 68 vs. Georgetown, 4/21/02
 Most stolen bases: 10 vs. St. Louis, 4/2/81
 Most strikeouts: 17 vs. West Virginia, 5/9/64; Clemson, 3/10/96;
 West Virginia, 4/24/96; Richmond, 5/29/99
 Most bases on balls: 17 vs. George Washington, 5/24/76; Howard, 4/1/90
 Most batters hit by pitches: 7 vs. Duquesne, 4/26/98

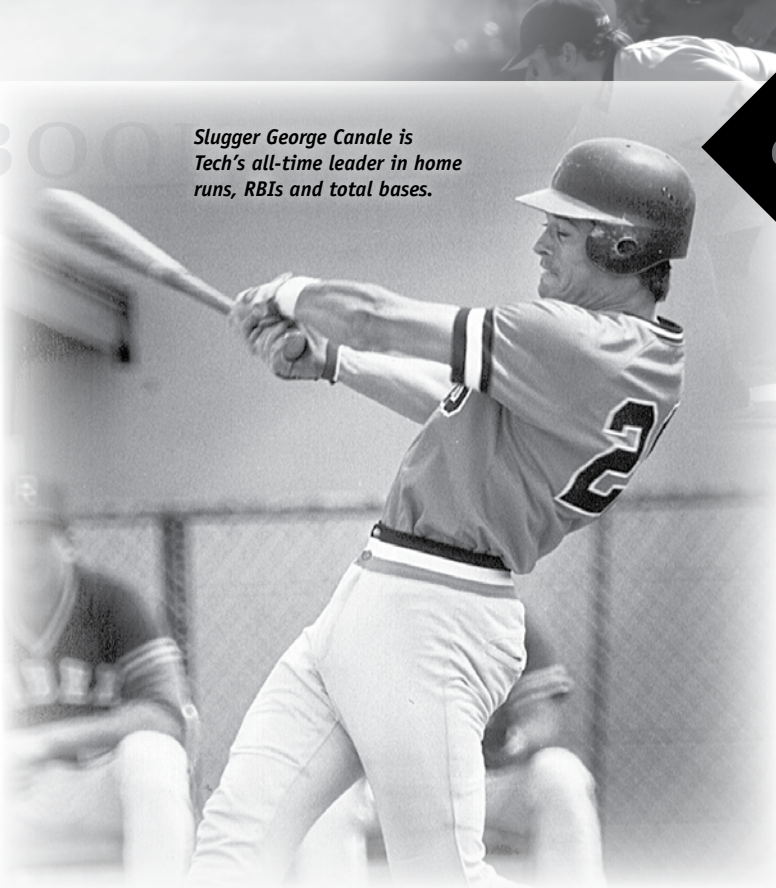
Team Marks

Year	Record	R	HR	BAvg.	SB	ERA	CG
1960	10- 9-0	143	18	.280	29	3.40	10
1961	9- 15-0	116	4	.242	25	6.08	12
1962	11- 6-0	77	3	.225	23	2.59	14
1963	14- 7-0	118	11	.269	24	2.75	11
1964	12-10-0	114	8	.256	21	3.40	13
1965	10-13-0	114	10	.264	16	3.89	8
1966	10- 6-0	93	8	.256	20	4.43	8
1967	14-10-0	115	13	.231	24	3.30	10
1968	17- 9-0	143	18	.274	29	2.73	17
1969	27- 7-0	221	16	.280	39	2.32	20
1970	15-11-0	100	10	.246	30	2.57	11
1971	16-10-0	159	16	.299	34	2.38	11
1972	15-11-0	121	10	.252	49	2.58	14
1973	15-10-0	119	15	.275	9	3.53	10
1974	15-15-0	165	18	.266	43	3.87	10
1975	26-10-0	241	35	.302	60	3.32	21
1976	33- 9-0	326	31	.292	99	3.88	15
1977	34- 9-0	259	38	.259	90	2.62	19
1978	27-17-0	278	64	.290	73	4.32	24
1979	28-14-0	257	30	.284	104	4.03	15
1980	30-18-0	355	48	.294	138	5.83	20
1981	48- 9-0	583	99	.350	169	4.40	28
1982	50- 9-0	555	107	.330	165	3.65	26
1983	34-14-0	353	62	.310	90	4.74	34
1984	41-17-0	475	89	.304	92	3.80	18
1985	50-16-1	610	125	.325	128	4.94	17
1986	38-21-0	533	111	.319	92	6.28	13
1987	32-16-1	372	78	.317	38	4.17	10
1988	40-20-0	567	140	.326	52	4.63	16
1989	35-22-0	421	53	.308	96	4.55	18
1990	36-22-0	435	39	.292	106	4.42	16
1991	24-30-0	362	24	.294	80	5.53	13
1992	34-17-1	448	52	.339	70	5.10	16
1993	34-15-0	346	55	.298	41	4.27	9
1994	32-26-0	402	50	.285	63	5.77	5
1995	34-24-0	393	73	.285	42	4.10	11
1996	35-24-0	368	54	.278	58	4.45	12
1997	34-28-0	512	80	.322	79	4.95	15
1998	28-22-2	382	47	.305	64	5.42	14
1999	42-17-0	481	74	.320	96	4.91	22
2000	34-25-2	396	51	.291	69	5.49	14
2001	29-28-1	340	39	.301	55	4.83	11
2002	33-26-0	425	55	.312	69	5.42	10
2003	34-23-0	399	45	.296	70	4.50	1
2004	29-27-0	334	24	.291	80	4.62	12
2005	23-28-0	277	22	.283	56	5.94	3
2006	20-33-0	308	34	.279	49	6.87	2
2007	23-31-0	299	28	.283	82	5.85	4

THE RECORD BOOK

The Top Five: 1947-2007

Sluggler George Canale is Tech's all-time leader in home runs, RBIs and total bases.



At Bats

Season

- 1-Tim Buheller (1985) 254
- 2-Shaun Sullivan (1985) 247
- 3-George Canale (1985) 245
- 4-Brian Henderson (1985) 244
- 5-Billy Plante (1985) 243

Career

- 1-Addison Bowman (1998-01) 887
- 2-Brad Bauder (2000-03) 852
- 3-Tim Buheller (1983-86) 837
- 4-Marc Tugwell (2000-03) 812
- 5-John West (1999-02) 808

Runs

Season

- 1-Brian Rupe (1982) 82
Tim Buheller (1985) 82
- 3-Franklin Stubbs (1981) 80
- 4-George Canale (1986) 76
Doug Basse (1986) 76

Career

- 1-Tim Buheller (1983-86) 267
- 2-Brian Rupe (1979-82) 225
- 3-Len Wentz (1987-90) 211
- 4-Jim Stewart (1979-82) 201
- 5-George Canale (1984-86) 199

Hits

Season

- 1-Tim Buheller (1985) 92
Shaun Sullivan (1985) 92
- 3-Marc Tugwell (2003) 90
- 4-Jim Stewart (1982) 88
Chad Foutz (1997) 88

Career

- 1-Addison Bowman (1998-01) 303
- 2-Tim Buheller (1983-86) 275
- 3-Marc Tugwell (2000-03) 273
- 4-Brad Bauder (2000-03) 266
- 5-John West (1999-02) 262

Doubles

Season

- 1-Casey Waller (1989) 25
- 2-Bo Durkac (1994) 24
- 3-Bo Durkac (1995) 23
- 4-Alan El-Amin (1988) 22
- 5-Jay Phillips (1982) 21
Brad Bauder (2002) 21

Career

- 1-Addison Bowman (1998-01) 66
- 2-Bo Durkac (1993-95) 60
- 3-Shaun Sullivan (1982-85) 57
- 4-Marc Tugwell (2000-03) 54
- 5-Les Jennette (1989-92) 53

Triples

Season

- 1-Kevin Barker (1996) 9
- 2-Shaun Thomas (1990) 7
- 3-Kevin Barker (1995) 6
Chris Stanton (2003) 6
- 5-Franklin Stubbs (1980) 5
Jim Stewart (1981) 5
Tim Buheller (1986) 5
David Dallas (1990) 5
Bo Durkac (1994) 5
Austin Rappé (1996) 5
Randy Martin (1997) 5

Career

- 1-Kevin Barker (1994-96) 17
- 2-David Dallas (1989- 92) 14
- 3-Chris Stanton (2002-05) 12
- 4-Franklin Stubbs (1980-82) 11
Tim Buheller (1983-86) 11
Chris Hutchison (1999-02) 11

Home Runs

Season

- 1-Franklin Stubbs (1981) 29
George Canale (1986) 29
- 3-Billy Plante (1985) 27
- 4-George Canale (1985) 26
- 5-Trey McCoy (1986) 24
Trey McCoy (1988) 24

Career

- 1-George Canale (1984-86) 76
- 2-Trey McCoy (1986-88) 69
- 3-Billy Plante (1981-85) 60
- 4-Franklin Stubbs (1980-82) 59
- 5-Mike Conte (1986-89) 43

Total Bases

Season

- 1-Franklin Stubbs (1981) 186
- 2-George Canale (1986) 185
- 3-Billy Plante (1985) 178
- 4-George Canale (1985) 177
- 5-Trey McCoy (1988) 170

Career

- 1-George Canale (1984-86) 502
- 2-Trey McCoy (1986-88) 476
- 3-Addison Bowman (1998-01) 467
- 4-Brad Bauder (2000-03) 462
- 5-Matt Griswold (1996-99) 441

Runs Batted In

Season

- 1-Billy Plante (1985) 88
- 2-Franklin Stubbs (1981) 83
- 3-Jim Stewart (1981) 82
- 4-Shaun Sullivan (1985) 80
- 5-George Canale (1985) 79

Career

- 1-George Canale (1984-86) 227
- 2-Trey McCoy (1986-88) 214
- 3-Matt Griswold (1996-99) 203
- 4-Les Jennette (1989-92) 197
- 5-Franklin Stubbs (1980-82) 196

Stolen Bases

Season

- 1-Tim Buheller (1985) 40
- 2-Nate Parks (2007) 39
- 3-Tim Buheller (1984) 35
- 4-Franklin Stubbs (1981) 34
Chris Stanton (2004) 34

Career

- 1-Tim Buheller (1983-86) 140
- 2-Nate Parks (2004-07) 99
- 3-Brian Rupe (1979-82) 96
- 4-David Dallas (1989-92) 86
- 5-Chris Stanton (2002-05) 83

Pitching Victories

Season

- 1-Brad Clontz (1992) 12
- 2-Paul Levy (1981) 11
Ray Perkins (1982) 11
Brad DuVall (1988) 11
Mike Williams (1989) 11
Mike Williams (1990) 11
Jason Bush (1999) 11

Career

- 1-Jason Bush (1999-02) 31
- 2-Brian Fitzgerald (1993-96) 28
- 3-Todd Trickey (1981-84) 27
Joe Saunders (2000-02) 27
- 5-Mike Williams (1988-90) 26

Innings Pitched

Season

- 1-Brad Clontz (1992) 130
- 2-Mike Williams (1990) 122
- 3-Pat Pinkman (1999) 118.2
- 4-Mike Williams (1989) 118
- 5-Brian Fitzgerald (1995) 117.1

Career

- 1-Brian Fitzgerald (1993-96) 387.1
- 2-Jason Bush (1999-02) 377.1
- 3-Jon Hand (1995-98) 376.2
- 4-Joe Saunders (1999-02) 315
- 5-Mike Williams (1988-90) 298.1

Strikeouts

Season

- 1-Bean Stringfellow (1985) 119
- 2-Brad Clontz (1992) 115
- 3-Denny Wagner (1997) 110
- 4-Larry Bowles (1999) 106
- 5-Joe Saunders (2002) 102

Career

- 1-Jon Hand (1995-98) 323
- 2-Brian Fitzgerald (1993-96) 271
- 3-Bean Stringfellow (1982-85) 266
- 4-Joe Saunders (2000-02) 255
- 5-Jason Bush (1999-02) 248

Year-by-Year Leaders: 1954-2007

At Bats

Year	Name, Pos.	At Bats
1954	Howie Wright, c.....	93
1955	Billy Anderson, 3b.....	90
1956	Leo Burke, cf.....	88
	Dave Kuhn, p.....	88
1957	Jimmy Steele, 2b.....	84
1958	Cecil Maynor, 1b.....	81
1959	Travis Poole, of.....	73
	Jimmy Graves, of-p.....	73
1960	Dickie Snead, cf.....	79
1961	B.J. Quesenberry, 1b.....	81
1962	Eddie Hite, 2b.....	60
1963	Dee Dalrymple, ss.....	88
1964	Tom Green, of.....	78
1965	Bob Dickerson, 3b.....	93
1966	Johnny Oates, c.....	56
1967	Dick Shroy, of.....	85
1968	Bobby Settle, 2b.....	82
1969	Bob Elwell, cf.....	125
1970	Eddy Oates, 1b-p.....	84
	Wayne Javins, ss.....	84
	George Shorter, c.....	84
1971	John Van Arnhem, c.....	95
1972	Mike Dixon, of.....	89
1973	Vince Carbaugh, 2b.....	95
1974	Vince Carbaugh, 2b.....	122
1975	Gene Fornash, 2b.....	135
1976	Scott Atkins, ss.....	174

1977	Dennis Duff, lf.....	146
1978	Dennis Duff, lf.....	157
1979	Harold Williams, 1b.....	163
1980	Brian Rupe, lf.....	183
1981	Jim Stewart, 3b.....	217
1982	Brian Rupe, cf.....	228
1983	Budgie Clark, 2b.....	175
1984	George Canale, 1b.....	217
1985	Tim Buheller, cf.....	*254
1986	Tim Buheller, cf.....	233
1987	Brian Henderson, ss.....	191
1988	Randy Berlin, dh.....	226
1989	Mike Conte, cf.....	233
1990	Shaun Thomas, cf.....	228
1991	J.R. Hawkins, dh.....	187
1992	Steve Render, lf.....	200
1993	J.R. Hawkins, rf.....	184
1994	Bo Durkac, 3b.....	227
1995	Mike Terhune, 2b.....	238
1996	Josh Herman, c.....	215
1997	Chad Foutz, 3b.....	239
1998	Addison Bowman, 3b.....	205
1999	Barry Gauch, c.....	227
	Addison Bowman, ss.....	227
2000	Addison Bowman, lf-3b.....	235
2001	Addison Bowman, 3b.....	220
2002	Marc Tugwell, 2b.....	231
2003	Marc Tugwell, 2b.....	226
2004	Chris Stanton, 3b.....	224
2005	Chris Stanton, 1b.....	186

2006	Matt Hacker, 2b.....	216
2007	Bryan Thomas, 3b.....	216

Runs

Year	Name, Pos.	Runs
1954	Howie Wright, c.....	23
1955	Howie Wright, c.....	24
1956	Welford Lucy, 1b-of.....	20
1957	Dave Kuhn, p.....	18
1958	Jimmy Steele, 2b.....	25
1959	Dickie Snead, cf.....	21
1960	Harold Honeycutt, c.....	24
1961	Eddie Hite, 2b.....	17
1962	Eddie Hite, 2b.....	10
1963	Dave Blake, rf.....	16
1964	Sonny Rice, of.....	17
1965	Bob Dickerson, 3b.....	18
1966	Bob Kramer, 2b.....	16
1967	Jerry Vinson, ss.....	17
1968	Bob Elwell, cf.....	18
1969	Wayne Javins, 3b.....	30
1970	Steve Rosson, cf.....	16
1971	Rick Harris, of-p.....	18
1972	Vince Carbaugh, 2b.....	19
1973	Mike Dixon, of.....	21
1974	David Halstead, of.....	21
	Vince Carbaugh, 2b.....	21
1975	Gene Fornash, 2b.....	32
1976	Paul Adams, dh.....	46
1977	Dennis Duff, lf.....	41
1978	Dennis Duff, lf.....	39
1979	Harold Williams, 1b.....	38
1980	Brian Rupe, lf.....	50
1981	Franklin Stubbs, 1b.....	80
1982	Brian Rupe, cf.....	*82
1983	Eric Helgeson, of.....	45
1984	Tim Buheller, cf.....	69
1985	Tim Buheller, cf.....	*82
1986	George Canale, 1b.....	76
1986	Doug Basse, lf.....	76
1987	Trey McCoy, lf.....	53
1988	Len Wentz, 2b.....	73
1989	Craig Blum, ss.....	66
1990	David Dallas, 2b-ss.....	56
1991	David Dallas, ss.....	51
1992	David Dallas, 2b.....	58
1993	Dee Dalton, ss.....	49
1994	Bo Durkac, 3b.....	57
1995	Bo Durkac, 3b.....	54
1996	Kevin Barker, cf.....	63
1997	Barry Gauch, c.....	58
1998	Eric Shiftlett, lf.....	49
1999	Matt Griswold, of.....	67
2000	Addison Bowman, lf-3b.....	49
2001	Chris Hutchison, rf.....	47
2002	Brad Bauder, cf.....	55
2003	Marc Tugwell, 2b.....	64
2004	Chris Stanton, 3b.....	49
2005	Chris Stanton, 1b.....	41
2006	Matt Hacker, 2b.....	44
2007	Nate Parks, cf.....	47

Hits

Year	Name, Pos.	Hits
1954	Howie Wright, c.....	34
1955	Howie Wright, c.....	26
1956	Leo Burke, cf.....	28
1957	Bobby Wolfenden, p-of.....	24
1958	Dave Kuhn, p.....	29
1959	Dickie Snead, of.....	27
1960	Travis Poole, of.....	25
1961	Dave Blake, c.....	25
1962	Eddie Hite, 2b.....	18
1963	Tom Green, of.....	32
	Dave Blake, rf.....	32

1964	DeMoss Price, 3b.....	22
1965	Bob Dickerson, 3b.....	27
1966	Johnny Oates, c.....	23
1967	Johnny Oates, c.....	25
1968	Jim Dean, 1b.....	30
1969	Dean Hahn, p-of.....	44
1970	Wayne Javins, ss.....	30
1971	John Van Arnhem, c.....	49
1972	Gene Fornash, ss.....	29
1973	Gene Fornash, ss.....	32
1974	Vince Carbaugh, 2b.....	36
1975	Gene Fornash, 2b.....	48
1976	Scott Atkins, ss.....	53
1977	Dennis Duff, lf.....	49
1978	Andy Aldrich, dh.....	48
	Dennis Duff, lf.....	48
1979	Harold Williams, 1b.....	49
1980	Jim Stewart, rf.....	60
1981	Brian Rupe, cf.....	84
1982	Jim Stewart, 3b.....	88
1983	Budgie Clark, 2b.....	63
1984	Budgie Clark, 2b.....	75
1985	Tim Buheller, cf.....	*92
	Shaun Sullivan, rf.....	*92
1986	Doug Basse, lf.....	82
1987	Trey McCoy, lf.....	67
1988	Randy Berlin, dh.....	86
1989	Craig Blum, ss.....	85
1990	Len Wentz, 3b.....	77
1991	David Dallas, ss.....	66
1992	Steve Render, lf.....	72
1993	Bo Durkac, 3b.....	77
1994	Bo Durkac, 3b.....	75
1995	Mike Terhune, 2b.....	76
1996	Kevin Barker, cf.....	73
1997	Chad Foutz, 3b.....	88
1998	Addison Bowman, 3b.....	71
1999	Barry Gauch, c.....	85
2000	Addison Bowman, lf-3b.....	78
2001	John West, 1b.....	75
2002	John West, 3b.....	82
2003	Marc Tugwell, 2b.....	90
2004	Chris Stanton, 3b.....	69
2005	Bryan Thomas, 3b.....	71
2006	Matt Hacker, 2b.....	64
2007	Bryan Thomas, 3b.....	69

Doubles


Year	Name, Pos.	Doubles
1954	Jimmy Clarke, 2b.....	4
1955	Bobby Scuggs, ss.....	9
1956	Cecil Maynor, 1b-of.....	6
1957	Jimmy Steele, 2b.....	5
	John Sapon, c.....	5
	Jimmy Seay, ss.....	5
1958	Dave Kuhn, p.....	10
1959	Al Sebest, 3b-c.....	6
1960	Jimmy Graves, p-rf.....	5
1961	Eddie Hite, 2b.....	5
1962	Eddie Hite, 2b.....	2
	Dee Dalrymple, ss.....	2
	Wayne Hanks, 1b.....	2
1963	Dave Blake, rf.....	5
1964	Tom Green, of.....	4
	Sonny Rice, of.....	4
	M.H. Herndon, inf-p.....	4
1965	Tommy Black, ss.....	6
1966	Tom Childress, 3b.....	3
1967	Bob Elwell, of.....	7
1968	Jerry Vinson, ss.....	7
1969	Wayne Javins, 3b.....	9
	Dean Hahn, p-of.....	9
1970	Wayne Javins, ss.....	12
1971	John Van Arnhem, c.....	7
	Wayne Javins, 3b-ss.....	7




Tim Buheller posted 92 hits in 1985.

1972	Mike Dixon, of.....	6
1973	Paul Allen, 1b.....	6
1974	Gene Fornash, ss.....	8
1975	David Halstead, of-p.....	11
1976	Paul Adams, dh.....	12
	Wayne Shelton, c.....	12
	Lewis Dillon, 1b.....	12
1977	Steve Dodd, rf.....	9
1978	Dennis Duff, lf.....	10
1979	Andy Aldrich, dh.....	13
1980	Jay Phillips, 3b.....	12
1981	Jimmy Foit, ss.....	18
1982	Jay Phillips, 2b.....	21
1983	Shaun Sullivan, cf.....	11
	Budgie Clark, 2b.....	11
	Billy Plante, of-3b.....	11
1984	Budgie Clark, 2b.....	17
1985	Shaun Sullivan, rf.....	17
1986	Doug Basse, lf.....	19
1987	Trey McCoy, lf.....	16
1988	Alan El-Amin, rf.....	22
1989	Casey Waller, 3b.....	*25
1990	Len Wentz, 3b.....	20
1991	J.R. Hawkins, dh.....	14
1992	Les Jennette, 1b.....	18
1993	J.R. Hawkins, rf.....	15
1994	Bo Durkac, 3b.....	24
1995	Bo Durkac, 3b.....	23
1996	Josh Herman, c.....	20
1997	Eric Shiflett, lf.....	16
1998	Matt Griswold, rf.....	18
	Addison Bowman, 3b.....	18
1999	Addison Bowman, ss.....	18
2000	Addison Bowman, lf-3b.....	14
	Jed English, dh-c.....	14
2001	Addison Bowman, 3b.....	16
2002	Brad Bauder, cf.....	21
2003	Marc Tugwell, 2b.....	17
2004	Wyatt Toregas, c.....	14
2005	Chris Stanton, 1b.....	18
2006	Matt Hacker, 2b.....	14

	Jose Cueto, rf.....	14
2007	Sean O'Brien, 1b.....	20
Triples		
Year	Name, Pos.	Triples
1954	Leo Burke, cf.....	3
1955	Jimmy Clarke, 2b.....	4
1956	Gerald Williams, p.....	2
1957	Dave Kuhn, p.....	2
1958	Dave Kuhn, p.....	2
1959	Dickie Snead, of.....	4
1960	Harold Honeycutt, c.....	2
	Lee Reynolds, inf.....	2
1961	Dave Blake, rf.....	2
1962	Eddie Hite, 2b.....	3
1963	Dave Blake, rf.....	2
	Larry Lawson, c.....	2
	Aster Sizemore, 3b.....	2
1964	John Whitesell, p.....	3
1965	Bob Kramer, 2b.....	2
1966	Johnny Oates, c.....	4
1967	Dick Shroy, of.....	1
	Jim Dean, 1b.....	1
1968	Jim Dean, 1b.....	2
	Dean Hahn, p-of.....	2
1969	Ron Shockley, p.....	2
1970	Mike Dixon, of.....	1
	Jimmy Jefferson, of.....	1
	Phil Eggborn, rf.....	1
1971	seven players with 1 each	
1972	Daryl McMurtry, inf-c.....	2
1973	Gene Fornash, ss.....	2
	Mike Arrington, p.....	2
1974	David Halstead, of.....	4
1975	Lewis Dillon, 1b.....	4
1976	Paul Adams, dh.....	4
1977	Dennis Duff, lf.....	4
1978	Andy Aldrich, dh.....	4
1979	Harold Williams, 1b.....	2
	Brian Rupe, cf.....	2
1980	Franklin Stubbs, 1b.....	5



Billy Plante blasted 27 homers in 1985.



Addison Bowman is Tech's career leader in hits.

1981	Jim Stewart, 3b.....	5
1982	Jimmy Foit, ss.....	3
	Wayne King, dh.....	3
1983	seven players with 1 each	
1984	Tim Buheller, cf.....	2
1985	George Canale, 1b.....	4
1986	Tim Buheller, cf.....	5
1987	Brian Henderson, ss.....	2
1988	Len Wentz, 2b.....	3
1989	Len Wentz, 2b.....	4
	Mike Conte, cf.....	4
1990	Shaun Thomas, cf.....	7
1991	David Dallas, ss.....	5
1992	Jay Honse, 1b.....	4
1993	Dee Dalton, ss.....	3
1994	Bo Durkac, 3b.....	5
1995	Kevin Barker, cf.....	6
1996	Kevin Barker, cf.....	*9
1997	Randy Martin, 2b.....	5
1998	Chad Foutz, 3b-ss.....	2
1999	Larry Bowles, 1b-p.....	3
	Barry Gauch, c.....	3
	Chris Hutchison, of.....	3
2000	Brad Bauder, of.....	3
	Spencer Harris, ss.....	3
	Chris Hutchison, rf.....	3
2001	John West, 1b.....	4
2002	Wyatt Toregas, c-rf.....	4
2003	Chris Stanton, 3b.....	6
2004	Sheldon Adams, of.....	3
2005	Bryan Thomas, 3b.....	4
2006	Nate Parks, cf.....	3
	Luke Padgett, dh.....	3
2007	Matt Hacker, 2b.....	4

	Don Coleman, p-rf.....	1
	Sam Jenkins, p.....	1
1963	Larry Lawson, c.....	5
1964	Henry Webb, 1b.....	2
	Eddie Broce, 2b.....	2
1965	Henry Webb, 1b.....	2
	Wade Walsh, c.....	2
	Hank Gordon, c-of.....	2
1966	Johnny Oates, c.....	3
1967	Johnny Oates, c.....	4
1968	Dean Hahn, p.....	5
1969	Wayne Javins, 3b.....	3
	George Shorter, c.....	3
1970	Ken Weatherman, 3b.....	3
1971	John Van Arnhem, c.....	7
	Wayne Javins, 3b-ss.....	7
1972	John Van Arnhem, c.....	3
1973	five players with 2 each	
1974	David Halstead, of.....	6
1975	Paul Adams, dh.....	9
1976	Paul Adams, dh.....	10
1977	Wayne Shelton, c.....	10
1978	Dennis Duff, lf.....	15
1979	Harold Williams, 1b.....	7
	Dave Richardson, rf.....	7
1980	Franklin Stubbs, 1b.....	13
1981	Franklin Stubbs, 1b.....	*29
1982	Jim Stewart, 3b.....	18
	Brian Rupe, cf.....	18
1983	Budgie Clark, 2b.....	11
1984	Billy Plante, 3b.....	23
1985	Billy Plante, 3b.....	27
1986	George Canale, 1b.....	*29
1987	Trey McCoy, lf.....	21
1988	Trey McCoy, lf.....	24
1989	Mike Conte, cf.....	14
1990	Rod Emmons, rf.....	8
	Len Wentz, 3b.....	8
	Les Jennette, 1b.....	8
1991	J.R. Hawkins, dh.....	5
1992	Les Jennette, 1b.....	12
1993	Dee Dalton, ss.....	14
1994	David Fitt, 1b.....	11
1995	Bo Durkac, 3b.....	13
1996	Kevin Barker, cf.....	20
1997	Barry Gauch, c.....	14
1998	Matt Griswold, rf.....	9
	Barry Gauch, c.....	9
1999	Larry Bowles, 1b-p.....	14
2000	Addison Bowman, lf-3b.....	10
2001	Addison Bowman, 3b.....	7

Home Runs

Year	Name, Pos.	Home Runs
1954	Howie Wright, c.....	5
1955	Leo Burke, cf.....	2
	Welford Lucy, 1b.....	2
	Dave Kuhn, p.....	2
1956	Leo Burke, cf.....	3
1957	Bobby Wolfenden, p.....	2
	John Sapon, c.....	2
1958	Bob McCoy, 1b.....	2
	John Brannon, p.....	2
1959	Dickie Snead, of.....	3
	Jimmy Graves, of-p.....	3
1960	Travis Poole, of.....	4
1961	Don Coleman, p-rf.....	3
1962	Lee Melear, p.....	1



David Dallas



Joe Saunders

John West, 1b	7
2002 Brad Bauder, cf	14
2003 Brad Bauder, cf	11
2004 Sean O'Brien, 1b	6
2005 Billy Marn, dh-of	6
2006 Jose Cueto, rf	6
2007 Jose Cueto, rf	4
Luke Padgett, dh	4

Runs Batted In

Year	Name, Pos.	RBIs
1954	Howie Wright, c	17
1955	Leo Burke, cf	21
1956	Leo Burke, cf	19
1957	Ray Struder, 3b	11
1958	Bob McCoy, 1b	19
1959	Dickie Snead, of	25
1960	Lee Reynolds, inf	22
1961	Lee Melear, p-1b	14
	Malcolm Cook, inf-p	14
1962	Don Coleman, p-of	10
1963	Dave Blake, rf	14
	Larry Lawson, c	14
1964	DeMoss Price, 3b	10
	Sonny Rice, of	10
1965	M.H. Herndon, of	13
1966	Johnny Oates, c	18
1967	Johnny Oates, c	16
	Dick Shroy, of	16
1968	Jim Dean, 1b	25
1969	Dean Hahn, p-of	27
	Bob Elwell, cf	27
1970	Wayne Javins, ss	15
1971	John Van Arnhem, c	34
1972	Gene Fornash, ss	14
1973	Gene Fornash, ss	14
1974	David Halstead, of	27
1975	Gene Fornash, 2b	29
1976	Paul Adams, dh	55
1977	Wayne Shelton, c	42
1978	Dennis Duff, lf	44
1979	Harold Williams, 1b	31
1980	Franklin Stubbs, 1b	49
1981	Franklin Stubbs, 1b	83
1982	Jim Stewart, 3b	68
1983	Budgie Clark, 2b	59
1984	George Canale, 1b	77
1985	Billy Plante, 3b	*88
1986	Trey McCoy, 3b	79
1987	Trey McCoy, lf	66
1988	Trey McCoy, lf	69
1989	Mike Conte, cf	60
1990	Les Jennette, 1b	55
1991	J.R. Hawkins, dh	36
1992	Les Jennette, 1b	73
1993	J.R. Hawkins, rf	46
1994	Bo Durkac, 3b	63
1995	Kevin Barker, cf	44
1996	Kevin Barker, cf	62
1997	Barry Gauch, c	70
1998	Matt Griswold, rf	65
1999	Barry Gauch, c	61
2000	Addison Bowman, lf-3b	49
2001	Addison Bowman, 3b	48

2002	Brad Bauder, cf	60
2003	Wyatt Toregas, c	60
2004	Sean O'Brien, 1b	45
2005	Bryan Thomas, 3b	31
2006	Bryan Thomas, 3b	48
2007	Bryan Thomas, 3b	47

Stolen Bases


Year	Name, Pos.	SBs
1954	Howie Wright, c	20
1955	Howie Wright, c	15
1956	Jimmy Steele, 2b	5
1957	Jimmy Steele, 2b	8
1958	Jimmy Steele, 3b	8
	Dave Kuhn, p	8
1959	Jimmy Steele, 2b	10
1960	Lee Reynolds, inf	6
1961	Eddie Hite, 2b	12

1962	Eddie Hite, 2b	8
1963	Dave Blake, rf	10
1964	Bob Dickerson, 3b	6
1965	Bob Dickerson, 3b	6
1966	Bob Kramer, 2b	5
1967	Dean Hahn, p-of	4
	Jerry Vinson, ss	4
	Bobby Settle, inf	4
1968	Eddy Oates, 1b-p	6
1969	Bobby Settle, 2b	9
1970	Johnny Foster, p-1b	4
1971	Vince Carbaugh, 2b	6
1972	Mike Dixon, of	9
1973	Tony Varboncoeur, 3b	5
1974	Tom Acree, lf	7
1975	Tony Varboncoeur, 3b	13
1976	Rick Wade, 3b	28
1977	Rick Wade, 3b	21
	Dan Griel, 2b	21
1978	Scott Atkins, ss	14
1979	Brian Rupe, cf	22
1980	Jay Phillips, 3b	24
	Jim Stewart, rf	24
1981	Franklin Stubbs, 1b	34
1982	Brian Rupe, cf	30
1983	Tim Buheller, of	33
1984	Tim Buheller, cf	35
1985	Tim Buheller, cf	*40
1986	Tim Buheller, cf	32
1987	Brian Henderson, ss	9
1988	Randy Berlin, dh	16
1989	Mike Conte, cf	20
1990	David Dallas, 2b-ss	29

1991	David Dallas, ss	27
1992	David Dallas, 2b	23
1993	Popeye Smith, cf	9
1994	Popeye Smith, cf	14
1995	Mike Terhune, 2b	10
1996	David Fitt, 1b	17
1997	Randy Martin, 2b	18
1998	Randy Martin, 2b	16
1999	Randy Martin, 2b	31
2000	Gray Hodges, cf	13
2001	Spencer Harris, ss	10
2002	John West, 3b	12
	Marc Tugwell, 2b	12
	Chris Stanton, lf	12
2003	Chris Stanton, 3b	23
2004	Chris Stanton, 3b	34
2005	Nate Parks, cf	18
2006	Nate Parks, cf	30
2007	Nate Parks, cf	39

Pitching Victories

Year	Name (L-R)	Wins
1954	Jim Beard (R)	7
1955	Grover Jones (L)	4
1956	three pitchers with 2 each	
1957	Dave Kuhn (R)	4
1958	four pitchers with 2 each	
1959	John Brannon (R)	5
1960	Jimmy Graves (R)	6
1961	Lee Melear (L)	5
1962	Lee Melear (L)	5
1963	Lee Melear (L)	5
	Sam Jenkins (L)	5
1964	John Whitesell (R)	6
1965	Rick Alander (R)	5
1966	John Whitesell (R)	5
1967	Dean Hahn (R)	6
1968	Wayne Groseclose (R)	6
1969	Eddy Oates (R)	7
1970	Berky Cundiff (R)	6
1971	Berky Cundiff (R)	4
1972	Berky Cundiff (R)	5
1973	Jerry Watkins (R)	5
1974	Mike Arrington (R)	4
1975	Mike Arrington (R)	8
1976	Jimmy Puglisi (R)	7
1977	Duke Dickerson (R)	10
1978	Mike Rhodes (L)	6
1979	Dave Grier (R)	9
1980	Mike Rhodes (L)	8
1981	Paul Levy (L)	11
1982	Ray Perkins (R)	11
1983	Rick Knapp (R)	10
1984	three pitchers with 8 each	
1985	Bean Stringfellow (L)	10
1986	David Potts (R)	9
1987	Brad DuVall (R)	9
1988	Brad DuVall (R)	11
1989	Mike Williams (R)	11
1990	Mike Williams (R)	11
1991	Scott Robertson (R)	6
1992	Brad Clontz (R)	*12
1993	Jamie Patteson (R)	8
1994	Brian Fitzgerald (L)	9
1995	Brian Fitzgerald (L)	7
1996	three pitchers with 7 each	
1997	Denny Wagner (R)	10
1998	Jon Hand (R)	8
1999	Jason Bush (R)	11
2000	Jason Bush (R)	9
	Joe Saunders (L)	9
2001	Joe Saunders (L)	9
2002	Joe Saunders (L)	9
2003	Ryan Kennedy (L)	6
2004	Josh Biber (R)	5
	Ryan Kennedy (L)	5
2005	Ryan Kennedy (L)	5
	Jake Chaney (R)	5
2006	Adam Redd (R)	5
2007	Rhett Ballard (R)	6



Franklin Stubbs stole 34 bases and slugged 29 homers in 1981.


Innings Pitched

Year	Name (L-R)	Innings
1954	Jim Beard (R)	68
1955	Not available	
1956	Not available	
1957	Dave Kuhn (R)	43.1
1958	John Brannon (R)	51.0
1959	John Brannon (R)	59.1
1960	Jimmy Graves (R)	77.1
1961	Lee Melear (L)	74.2
1962	Lee Melear (L)	63.1
1963	Lee Melear (L)	68.2
1964	John Whitesell (R)	64.1
1965	Rick Alander (R)	57.2
1966	John Whitesell (R)	57.0
1967	Dean Hahn (R)	52.2
1968	Steve Pittman (R)	57.1
1969	Steve Pittman (R)	68.0
1970	Berky Cundiff (R)	61.0
1971	Doug Horton (R)	50.0
1972	Berky Cundiff (R)	59.0
1973	Berky Cundiff (R)	64.1
1974	Mike Arrington (R)	67.1
1975	Mike Arrington (R)	98.1
1976	Jimmy Puglisi (R)	69.2
1977	Duke Dickerson (R)	101.0
1978	Duke Dickerson (R)	68.0
1979	Dave Grier (R)	94.0
1980	Mike Rhodes (L)	86.0
1981	Paul Levy (L)	98.0
1982	Ray Perkins (R)	109.2
1983	John Patton (R)	86.0
1984	Bean Stringfellow (L)	84.0
1985	Bean Stringfellow (L)	114.1
1986	David Potts (R)	102.2
1987	Brad DuVall (R)	88.2
1988	Brad DuVall (R)	99.0
1989	Mike Williams (R)	118.0

1990	Mike Williams (R)	122.0
1991	Brad Clontz (R)	85.1
1992	Brad Clontz (R)	*130.0
1993	Ron Preston (R)	90.0
1994	Brian Fitzgerald (L)	115.2
1995	Brian Fitzgerald (L)	117.1
1996	Brian Fitzgerald (L)	96.2
1997	Denny Wagner (R)	112.1
1998	Jon Hand (R)	105.2
1999	Pat Pinkman (L)	118.2
2000	Jason Bush (R)	109.0
2001	Joe Saunders (L)	116.1
2002	Jason Bush (R)	101.1
2003	Jeff Landing (R)	70.0
2004	Ryan Kennedy (L)	84.2
2005	Ryan Kennedy (L)	100.0
2006	David Cross (R)	79.1
2006	Greg Fryman (R)	81.2

Strikeouts

Year	Name (L-R)	50s
1954	Jim Beard (R)	68
1955	Not available	
1956	Not available	
1957	Dave Kuhn (R)	31
1958	John Brannon (R)	47
1959	John Brannon (R)	63
1960	Jimmy Graves (R)	53
1961	Lee Melear (L)	65
1962	Lee Melear (L)	56
1963	Lee Melear (L)	58
1964	John Whitesell (R)	61
1965	Rick Alander (R)	47
1966	John Whitesell (R)	49
1967	Dean Hahn (R)	66
1968	Wayne Groseclose (R)	47
1969	Eddy Oates (R)	45
1970	Berky Cundiff (R)	58



Bean Stringfellow struck out a record 119 batters in 1985.




Jon Hand is the Hokies' all-time leader in strikeouts.


1971	Berky Cundiff (R)	37
1972	Mike Arrington (R)	54
1973	Berky Cundiff (R)	43
1974	Mike Arrington (R)	55
1975	Mike Arrington (R)	93
1976	Jimmy Puglisi (R)	49
1977	Jimmy Puglisi (R)	72
1978	Jimmy Puglisi (R)	43
1979	Dave Grier (R)	62
1980	Mike Rhodes (L)	77
1981	Paul Levy (L)	71
1982	John Patton (R)	82
1983	John Patton (R)	63
1984	Bean Stringfellow (L)	80
1985	Bean Stringfellow (L)	*119
1986	David Potts (R)	92
1987	Brad DuVall (R)	90
1988	Brad DuVall (R)	94
	Greg Ferguson (L)	94
1989	Mike Williams (R)	99
1990	Mike Williams (R)	97
1991	Brad Clontz (R)	84
1992	Brad Clontz (R)	115
1993	Ron Preston (R)	57
1994	Ron Preston (R)	69
1995	Brian Fitzgerald (L)	84
1996	Brian Fitzgerald (L)	86
1997	Denny Wagner (R)	110
1998	Pat Pinkman (L)	82



Ian Ostlund



Lee Melear



Brian Fitzgerald showed outstanding control throughout his Tech career.

Best Control

SEASON (Minimum 45 Innings Pitched)

Player	Year	BB	IP	BB per 9 innings
Ian Ostlund	2001	15	101.1	1.33
Berky Cundiff	1972	11	59	1.68
Berky Cundiff	1973	12	64.1	1.68
Jon Hand	1996	17	90.1	1.69
Brian Fitzgerald	1993	11	57.2	1.72
Jason Bush	2000	21	109	1.73
Brian Fitzgerald	1995	23	117.1	1.76
Jon Hand	1998	21	105.2	1.79
Duke Dickerson	1976	11	54.2	1.81
Duke Dickerson	1978	14	68	1.85
Bryce Gammon	1994	10	48	1.88
Berky Cundiff	1970	13	61	1.92
Bob Fisher	1978	10	46.1	1.94
Jason Bush	2002	22	101.1	1.95
Sean Hummel	1996	18	82.2	1.96
Lee Melear	1963	15	68.2	1.97

CAREER (Minimum 135 Innings Pitched)

	Years	BB	IP	Ratio
Brian Fitzgerald	1993-96	84	387.1	1.95
Berky Cundiff	1970-73	51	230.2	1.99
Jon Hand	1995-98	89	376.2	2.13
Jason Bush	1999-02	96	377.1	2.29
Steve Pittman	1967-69	42	155.2	2.43
Lee Melear	1961-63	60	206.2	2.61

1999	Larry Bowles (L)	106
2000	Jason Bush (R)	70
2001	Joe Saunders (L)	87
2002	Joe Saunders (L)	102
2003	Jeff Landing (R)	52
2004	Ryan Kennedy (L)	61
2005	Ryan Kennedy (L)	74
2006	Nicky Bowers (R)	53
2007	Rhett Ballard (R)	74

Earned Run Average (Starters and top relievers only)

Year	Name (L-R)	ERA
1954	John Dean (R)	2.35
1955	Not available	
1956	Not available	
1957	Dave Kuhn (R)	1.45
1958	Sam Jackson (R)	3.90
1959	Bill May (R)	2.96
1960	Jimmy Graves (R)	1.51
1961	Lee Melear (L)	2.41
1962	Sam Jenkins (L)	*0.49
1963	Lee Melear (L)	1.97
1964	Skip Vance (R)	2.56
1965	Dickie Kelly (L)	2.72
1966	John Whitesell (R)	3.47
1967	Dean Hahn (R)	2.22
1968	Wayne Groseclose (R)	1.42
1969	Eddy Oates (R)	1.16
1970	Doug Horton (R)	1.21
1971	Jack Tatem (R)	1.30
1972	Berky Cundiff (R)	1.98
1973	Berky Cundiff (R)	1.82
1974	Mike Arrington (R)	2.00

1975	Jimmy Puglisi (R)	2.15
1976	Orvin Kiser (R)	0.73
1977	Dean Powell (L)	1.35
1978	Timmy Puglisi (R)	2.87
1979	Jimmy Chellis (R)	3.08
1980	Mike Rhodes (L)	2.51
1981	Jeff Heidig (L)	2.73
1982	Jim Stewart (R)	2.31
1983	Bean Stringfellow (L)	2.52
1984	Rodney Brooks (R)	2.84
1985	Bean Stringfellow (L)	3.31
1986	David Potts (R)	4.12
1987	Greg Ferguson (L)	2.21
1988	Wally Galla (R)	3.61
1989	Mike Williams (R)	3.28
1990	Scott Sorkin (R)	2.28
1991	Brad Clontz (R)	3.69
1992	Brad Clontz (R)	3.32
1993	Mark Thompson (R)	1.37
1994	Charlie Gillian (R)	1.53
1995	Charlie Gillian (R)	1.45
1996	Charlie Gillian (R)	1.98
1997	Rob Simms (R)	3.12
1998	Pat Pinkman (L)	3.97
1999	Pat Pinkman (L)	3.72
2000	Joe Saunders (L)	3.92
2001	Joe Saunders (L)	3.48
2002	Joe Saunders (L)	2.86
2003	Matt Dalton (R)	0.76
2004	Nicky Bowers (R)	2.61
2005	Ryan Kennedy (L)	4.05
2006	Adam Redd (R)	3.40
2007	Adam Redd (R)	4.41

*Tech record

Toughest Strikeouts

SEASON (Minimum 70 At Bats)

Player, Pos.	Year	SO	AB	Ratio
Mike Preisser, 2b	1979	0	130	0-130
Wayne King, 1b	1983	3	169	1-56.3
John Van Arnhem, c	1971	2	95	1-47.5
Sandy Hill, cf	1975	2	88	1-44.0
Josh Herman, dh-c	1993	2	80	1-40.0
Eddy Oates, 2b	1970	3	84	1-28.0
Jay Phillips, 2b	1982	8	217	1-27.1
Mike Preisser, 3b-of	1978	4	98	1-24.5
M.H. Herndon, 3b-of	1965	3	73	1-24.3
Dave Blake, rf	1963	4	84	1-21.0
Brian Rupe, lf	1980	9	183	1-20.3


CAREER

	Year	SO	AB	SO to AB
4-Year Career:				
Mike Preisser, 2b	1977-80	25	497	1-19.9
3-Year Career:				
Wayne King, 1b-dh	1981-83	18	339	1-18.8
2-Year Career:				
John Van Arnhem, c	1971-72	8	172	1-21.5

THE RECORD BOOK

Leading Hitters Since 1953


Yr.	Cl.	B.Avg.	Yr.	Cl.	B.Avg.	Yr.	Cl.	B.Avg.	Yr.	Cl.	B.Avg.				
71	Jr.	John Van Arnhem	.516	86	Jr.	George Canale	.373	85	Jr.	Tim Buheller	.362	70	Jr.	Wayne Javins	.357
93	So.	Bo Durkac	.423	85	Sr.	Shaun Sullivan	.372	96	Jr.	Kevin Barker	.361	01	Jr.	John West	.357
81	Jr.	Brian Rupe	.420	04	Fr.	Sean O'Brien	.372	98	Jr.	Matt Griswold	.361	59	Jr.	Travis Poole	.356
92	Jr.	Mike Reedy	.418	99	Sr.	Barry Gauch	.374	81	Jr.	Jimmy Foit	.360	59	Jr.	Jimmy Graves	.356
81	So.	Franklin Stubbs	.417	85	Sr.	Chuck Boyle	.372	83	So.	Budgie Clark	.360	75	Sr.	Gene Fornash	.356
58	Sr.	Dave Kuhn	.414	91	Jr.	David Dallas	.371	92	Sr.	Steve Render	.360	97	Sr.	Matt Reynolds	.356
63	Jr.	Tom Green	.410	81	Jr.	Jim Stewart	.369	59	Sr.	John Brannon	.359	66	Sr.	M.H. Herndon	.355
66	So.	Johnny Oates	.410	97	So.	Eric Shiflett	.369	84	Sr.	John Bowler	.359	88	Jr.	Mike Conte	.352
97	So.	Matt Griswold	.408	61	So.	Lee Melear	.368	72	Fr.	Gene Fornash	.358	99	So.	Addison Bowman	.352
87	So.	Trey McCoy	.406	97	So.	Chad Foutz	.368	80	So.	Jay Phillips	.358	83	Fr.	Tim Buheller	.351
82	Sr.	Jim Stewart	.404	00	Fr.	Jed English	.368	92	Sr.	David Dallas	.358	68	Jr.	Dean Hahn	.350
03	Sr.	Marc Tugwell	.398	69	Sr.	Dean Hahn	.367	68	Jr.	Dean Hahn	.357	84	Jr.	Budgie Clark	.350
84	Jr.	Billy Plante	.392	81	Sr.	Andy Aldrich	.367								
03	So.	Chris Stanton	.392	54	Jr.	Howie Wright	.366								
99	So.	Larry Bowles	.390	74	Jr.	David Halstead	.366								
92	Sr.	Les Jenette	.389	86	Sr.	Doug Basse	.366								
59	Jr.	Dickie Snead	.386	56	So.	Cecil Maynor	.365								
05	So.	Bryan Thomas	.384	84	Jr.	Shaun Sullivan	.365								
63	Sr.	Dave Blake	.381	89	Jr.	Casey Waller	.365								
88	Jr.	Trey McCoy	.381	89	Jr.	Len Wentz	.365								
88	Jr.	Randy Berlin	.381	90	Sr.	Len Wentz	.365								
68	Sr.	Jim Dean	.378	98	Jr.	Eric Shiflett	.365								
89	Sr.	Craig Blum	.378	55	Jr.	Macey White	.364								
02	Sr.	John West	.378	76	Jr.	Sandy Hill	.364								
73	So.	Gene Fornash	.376	82	Jr.	Wayne King	.364								
83	So.	Shaun Sullivan	.375	81	Jr.	Joe Mitchell	.363								



Chuck Hartman



G.F. "Red" Laird



Bob Humphreys




John Van Arnhem

Coaches' Records

Years	Coach	Seasons	Won	Lost	Tied	Pct.
1895	J. McJames	1	3	2	0	.600
1896	R.S. Wilkins	1	3	8	0	.273
1897	Lipep	1	9	6	0	.600
1900-01	Dr. A.B. Morrison	2	11	8	0	.579
1903	Orth	1	8	4	0	.667
1904	R.R. Brown	1	6	5	0	.546
1905	Dr. Knox	1	6	5	0	.546
1906-07	S.S. (Happy) Eckerstone	2	10	11	0	.476
1908	C.P. Miles	1	3	4	1	.438
1909	R.M. Brown	1	11	6	0	.647
1910-11	Branch Bocock	2	23	14	1	.618
1912	L.W. Reiss	1	9	9	0	.500
1913	C.P. Miles	1	3	3	0	.500
1914	Branch Bocock	1	15	4	1	.775
1915	R.B. Prince	1	21	0	0	1.000
1916-17	W.G. Breintenstein	2	18	5	0	.783
1918-20	Charles A. Bernier	3	36	23	0	.610
1921-23	W.L. (Monk) Younger	3	31	27	3	.533
1924-32	George S. Kircher	9	77	56	7	.575
1933-39	H.M. (Mac) McEver	7	41	72	1	.364
1940-43	G.F. (Red) Laird	4	27	28	1	.491
1944	H.M. (Mac) McEver	1	9	4	0	.692
1945-47	G.S. (Gummy) Proctor	3	29	21	0	.580
1948-73	G.F. (Red) Laird	26	316	247	3	.561
1974-78	Bob Humphreys	5	135	60	0	.692
1979-06	Chuck Hartman	28	961	591	8	.619
2007-	Pete Hughes	1	23	31	0	.426

Most Wins


Coach	Seasons	Won	Lost	Tied	Pct.
Chuck Hartman	28	961	591	8	.619
G.F. (Red) Laird	30	343	275	4	.555
Bob Humphreys	5	135	60	0	.692
George S. Kircher	9	77	56	7	.575
H.M. (Mac) McEver	8	50	76	1	.398



Bo Durkac



Mike Reedy



Brian Rupe



First Baseball Number Retired

The familiar No.1 will no longer be seen on a baseball jersey at Virginia Tech. Hall of Fame coach Chuck Hartman's jersey and number were retired during a special ceremony on Sept. 22, 2006. Hartman retired from coaching in June, following 28 seasons at Virginia Tech and 47 seasons on the collegiate level. His number is the first baseball number to be retired at Tech.

Hartman earned the highest recognition a collegiate coach can receive when he was inducted into the American Baseball Coaches Association Hall of Fame during the ABCA 2004 annual convention in San Antonio, Texas. The honor came just a little over a year after his induction into the Virginia Tech Sports Hall of Fame in November 2002, and was magnified by the fact that he was already a member of the National Association of Intercollegiate Athletics Hall of Fame.

Hartman's overall coaching record of 1,444-816-8 places him fourth in all-time wins among Division I baseball coaches. His final record at Tech is 961-591-8. He became Tech's winningest baseball coach in 1987 and guided Tech to more victories than any other coach during the university's athletic history.



First Baseball Jersey Retired

Virginia Tech retired the jersey of former Tech baseball great Johnny Oates on May 4, 2002 during a special ceremony prior to a double-header against Connecticut at English Field.


Oates was presented with a framed jersey in recognition of the honor and a special display with his name and number has been placed on the front of the press box. Oates' jersey is the first baseball jersey to be retired by Virginia Tech. His number 15 remains available to future Tech players.

Oates came to Blacksburg in 1965 and was an outstanding catcher for the Virginia Tech baseball team. He hit .410 in 1966 and .342 in 1967 before signing with the Baltimore Orioles after his junior season. Oates spent 11 seasons in the major leagues as a player, seeing action in two World Series with the Los Angeles Dodgers and one with the New York Yankees. After retiring as a player in 1981, Oates tried his hand at coaching, and went on to become the major league manager of the Baltimore Orioles and the Texas Rangers.

Oates was inducted into the Virginia Tech Sports Hall of Fame in 1983. He died Dec. 24, 2004.

Virginia Tech Pro Signees Since 1975

- 1975 Mike Arrington (Rangers)
Gene Fornash (Braves)
David Halstead (Tigers)
- 1976 Orvin Kiser (Rangers)
- 1977 Sandy Hill (Pirates)
- 1979 Dave Grier (Brewers)
Harold Williams (Braves)
- 1980 Mike Rhodes (Cardinals)
- 1982 Franklin Stubbs (Dodgers)
Brian Rupe (Twins)
Jay Phillips (Royals)
- 1982 Ray Perkins (Astros)
Jimmy Foit (Rangers)
Jim Stewart (Twins)
- 1982 Mark Krynskiy (Brewers)
- 1983 Rick Knapp (Rangers)
- 1983 John Patton (Rangers)
Wayne King (Rangers)
- 1985 Bean Stringfellow (Braves)
Billy Plante (Red Sox)
- 1986 George Canale (Brewers)
Tim Buheller (Red Sox)
David Potts (Astros)
- 1988 Brad DuVall (Cardinals)
Trey McCoy (Rangers)
Greg Ferguson (Athletics)
Randy Berlin (Cardinals)
- 1989 Mike Conte (Athletics)
Casey Waller (Phillies)
- 1990 Mike Williams (Phillies)
Greg Margheim (Reds)
Len Wentz (Reds)
- 1991 Clint Creed (Expos)
Joe McIntyre (Phillies)
- 1992 Brad Clontz (Braves)
Josh Haggas (Mets)
Les Jenette
(Salt Lake/Independent)
- 1993 Dee Dalton (Cardinals)
J.R. Hawkins (Dodgers)
- 1994 Denny Hedspeith (Dodgers)
- 1995 Bo Durkac (Diamondbacks)
- 1996 Kevin Barker (Brewers)
Brian Fitzgerald (Mariners)
Charlie Gillian (Twins)
- 1997 Denny Wagner (Athletics)
Kevin Kurilla (Phillies)
Kris Turberville (Reds)
- 1998 Jon Hand (Cardinals)
- 1999 Austin Rappé (White Sox)
Barry Gauch (White Sox)
Matt Griswold (Orioles)
- 2000 Larry Bowles (Angels)
- 2001 Ian Ostlund (Tigers)
Addison Bowman (Red Sox)
- 2002 Joe Saunders (Angels)
Jason Bush (Marlins)
Chip Runyon (Royals)
- 2003 Marc Tugwell (Phillies)
Matt Dalton (Blue Jays)
- 2004 Jeff Landing (Mets)
Wyatt Toregas (Indians)
- 2005 Chris Stanton (Giants)
- 2007 Warren Schaeffer (Rockies)



Tech basketball great Dell Curry was drafted in the 14th round by the Baltimore Orioles after posting a 6-1 pitching mark for the Hokies in 1985 that included wins over Florida State and South Carolina. Curry went on to play 16 seasons in the NBA and is a member of the Virginia Tech Sports Hall of Fame.

Virginia Tech Sports Hall of Fame

The Virginia Tech Sports Hall of Fame was organized in 1982 to honor persons who have made outstanding contributions to athletics at the university. Since its inception, a total of 136 people have been enshrined. Hall of Fame members associated with the Tech baseball program are: Chuck Hartman, G.F. 'Red' Laird, Johnny Oates, Mike Williams, Franklin Stubbs, Leo Burke, Jim Stewart, Berkeley 'Berky' Cundiff, George Canale, Trey McCoy, C.P. 'Sally' Miles, Paul Dear, H.M. 'Mac' McEver, Wilson Bell, Harry Bushkar, Howie Wright, Lee Melear, Terry Strock, Hunter Carpenter, Mel Henry, Herb Thomas, James Franklin Powell, William 'Monk' Younger, Al Casey, Sterling Wingo, H.V. Hooper, Dell Curry, Billy Hardee, Ed Motley and Wendy Weisend.



Wilson Bell



Paul "Buddy" Dear

THIS IS VIRGINIA TECH



Hokie Stone

Hokie Stone is used to construct most of the buildings on the beautiful Tech campus. This natural rock is 475-million-year-old dolomite limestone, mined from a quarry located less than a mile from Cassell Coliseum.

In constructing the buildings at Tech, a stone mason shapes individual stones, arranges them and cements them together with mortar to create walls of great strength and durability.

What Is a Hokie?

That's the most often-asked question in Virginia Tech athletics. The answer leads all the way back to 1896 when Virginia Agricultural and Mechanical College changed its name to Virginia Polytechnic Institute. With the change came the necessity for writing a new cheer and a contest for such a purpose was held by the student body. Senior O.M. Stull won first prize for his "Hokie" yell which still is used today. Later, when asked if "Hokie" had any special meaning, Stull explained the word was solely the product of his imagination and was used only as an attention-getter for his yell. It soon became a nickname for all Tech teams and for those people loyal to Tech athletics. The official University school colors, Chicago maroon and burnt orange, also were introduced in 1896. The colors were chosen by a committee because they made a "unique combination" not worn elsewhere at the time.



VIRGINIA TECH

A Great Place To Learn and Grow

Beginning in 1872 with 132 students and two programs of study, Virginia Polytechnic Institute and State University, popularly known as Virginia Tech, has evolved into a comprehensive university of national and international prominence. With about 26,000 full-time students in Blacksburg and more than 2,000 other students statewide, the university produces world-class scholarship in a challenging academic environment. University tradition is firmly rooted in our motto, Ut Prosim (That I May Serve), and our historic land-grant mission is brought to life through learning, discovery, and engagement.

Learning

Virginia Tech's challenging academic standards attract high-achieving students. Our eight colleges (Agriculture & Life Sciences, Architecture & Urban Studies, Engineering, Liberal Arts & Human Sciences, Natural Resources, Pamplin Business, Science, and Virginia-Maryland College of Veterinary Medicine) and Graduate School offer more degree programs than any other university in the state. Virginia Tech is one of the nation's leaders in developing and using instructional technologies. More than 85 percent of our departments offer e-learning courses, which have attracted more than 96,000 enrollments (credit and noncredit) since 1998. During this time, more than 3,500 different courses have been offered by more than 700 different faculty members.

Discovery

The university's groundbreaking research transforms lives and communities. With annual research expenditures of nearly \$322 million, Virginia Tech is ranked 56th among research universities in the United States. The university, which has more than 100 research centers, also consistently ranks among the top institutions in industry-supported research and near the top 10 in the number of patents issued each year. The university's nationally and internationally recognized faculty

and motivated students are involved in more than 3,500 research projects in fields ranging from biotechnology to materials, from the environment and energy to food and human health, and from transportation to computing information.

Engagement

As part of our outreach mission and in adherence to our motto, we serve and engage the citizens of the commonwealth, the nation, and the world. Virginia Tech is involved in a multitude of economic and community development projects. These efforts focus on education and the dissemination of knowledge to the global society in which we live.

Professionals, organizations, and communities tap Virginia Tech's vast resources, expertise, and research results through hundreds of continuing and professional education programs and five campus centers located throughout the state. Virginia Tech has a long history of providing innovative distance-learning techniques to meet the various needs of working adults and other nontraditional students.

The Inn at Virginia Tech & Skelton Conference Center on campus and The Hotel Roanoke & Conference Center in Roanoke, both owned by Virginia Tech, support the university's outreach mission by working with faculty to plan and host conferences and continuing education and professional programs.

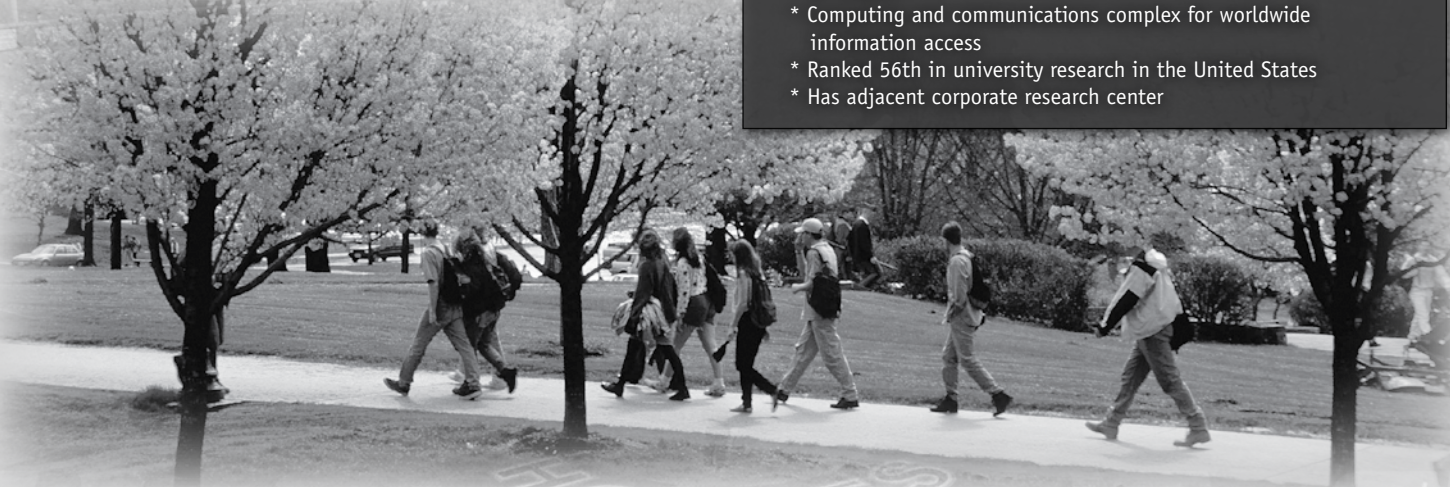
Virginia Tech manages more than \$30 million in funded economic development projects in 27 countries and encourages faculty members to develop global course content and study abroad opportunities for students. In 2006-07, about 1,850 students from more than 100 foreign countries studied at Tech, while more than 800 Virginia Tech students studied abroad.

Virginia Cooperative Extension, operated jointly in the commonwealth by Virginia Tech and Virginia State University, has been helping people improve their economic, cultural, and social well-being for more than 90 years. With 107 city/county offices, tens of thousands of volunteers, and programs across the state, Extension reaches and teaches millions of Virginians annually.



Virginia Tech at a Glance

- * Located in Blacksburg, Virginia
- * Eight colleges and graduate school
- * 60 bachelor's degree programs
- * 140 master's and doctoral degree programs
- * 26,000+ full-time students
- * 16:1 student-faculty ratio
- * Main campus includes more than 100 buildings, 2,600 acres, and an airport
- * Computing and communications complex for worldwide information access
- * Ranked 56th in university research in the United States
- * Has adjacent corporate research center





Charles Steger University President

Now in his eighth year as President of Virginia Tech, Dr. Charles Steger has charted a course to bolster the university's research enterprise and compete among the nation's premier research institutions. Under his direction, the university has adopted a strategic plan, which is guiding the growth of the research enterprise,

fostering outreach initiatives and increasing quality across all aspects of the academic community.

In his previous role as Vice President for Development and University Relations, Steger built a critical base of private support when he led the Campaign for Virginia Tech, which raised more than \$337

million. Today, private support from Virginia Tech's alumni and friends continues to play an essential role in this university community.

Steger's ties to Virginia Tech span five different decades as a student, professor, dean, vice president and now president. While on the faculty, he twice won teaching excellence awards. When he became dean of the College of Architecture and Urban Studies in 1981, he was, at age 33, the youngest architecture dean in the nation. His most recent publications include book chapters on the topics of the business of education and the university presidency.

Steger received his Bachelor of Architecture degree, Master of Architecture degree and Ph.D., in environmental science and engineering from Virginia Tech.

Tech Improves Ranking Among 'Best Values' in Public Colleges


Kiplinger's Personal Finance magazine has ranked Virginia Tech 17th among the magazine's 2008 list of the top 100 public colleges and universities that offer "academic excellence at an affordable price."

Virginia Tech is slowly but surely advancing in *Kiplinger's* top 100 best values list, moving up from a ranking of 20th in 2006 and 18th in 2007.

The magazine used a number of criteria in selecting and ranking the top 100 from among the more than 500 public colleges and universities in the United States. Most of the data was supplied by Peterson's, a Nelnet educational services company. The list was published in the February issue of *Kiplinger's*.

"We were looking for schools that were academically strong as well as affordable, so in our scoring, academic quality carries more weight than costs (almost two-thirds of the total)," wrote *Kiplinger's* associate editor Jane Bennett Clark.

Kiplinger's narrowed its list to about 120 schools based on measures of academic quality, including SAT scores, admission rates, freshman retention rates, student/faculty ratios, and graduation rates. The magazine then ranked the remaining schools on a series of cost and financial aid comparisons, as well as average student debt at graduation.



Visit Virginia Tech on the Internet at: www.vt.edu

CAMPUS LANDMARKS



The focus of student campus activity and the hub of much of the performing and visual arts at the university, Squires Student Center contains theatres, the Perspective Art Gallery, the Black Cultural Center, pool tables, bowling lanes, restaurants, ballrooms and administrative offices for many student organizations. The original student center, built in 1937, has undergone several major renovations, but the facade of the original building is visible in the second-floor lobby area.



The Duck Pond provides a peaceful respite for students, faculty, staff and visitors – as well as for flocks of ducks and geese. The pond was created in 1937. A smaller pond, just north of the Duck Pond, is known as the Ice Pond – so called because it was the source of ice for the campus until a refrigeration plant opened in 1898-99.

Class of 2010 Snapshot

Top 5 home states of out-of-state freshmen:
 #1 state - Maryland, 473 students
 #2 state - Pennsylvania, 261 students
 #3 state - New Jersey, 185 students
 #4 state - North Carolina, 162 students
 #5 state - New York, 80 students
 Number of states represented: 43 plus Washington D.C.
 Countries represented: 21
 Number of international freshmen: 62

Most popular majors for incoming freshmen in Fall 2007:

#1 General Engineering
 #2 University Studies
 #3 Business (undecided)
 #4 Biological Sciences
 #5 Communication
 #6 Psychology
 #7 Human Nutrition, Foods, & Exercise
 #8 Animal & Poultry Science
 #9 Marketing

Enrollment

26,370 on-campus; 83.2 percent undergraduate students; 16.8 percent graduate students; 58.1 percent male; 41.9 percent female. Total enrollment on and off campus is 28,469.

Admissions

Virginia Tech received 19,579 applications for the fall 2007 freshman class. Nearly 24 percent of the class was filled by early decision candidates. The typical fall 2007 freshman had a high school grade point average of 3.82, with a middle range of 3.57 to 4.04. The average SAT Reasoning Test score (critical reading + math) was 1229; the middle 50 percent of students had SAT scores ranging from 1130 to 1310.

Full-time Instructional Faculty

1,361; 65.3 percent are tenured (fall 2006).

Alumni

Virginia Tech has more than 195,000 living alumni from every state and more than 100 countries.



The pylons of the War Memorial Chapel are located prominently on Drillfield Drive. The Chapel is a tribute from alumni and friends to the sons of Virginia Tech who made the ultimate sacrifice in our nation's wars.



Constructed in 1902, The Grove serves as the residence for Virginia Tech presidents and their families. Today, besides fulfilling its original function, it also is the guest residence for visiting dignitaries and serves as a reception facility.



Blacksburg, Virginia

One of America's best college towns, Blacksburg is a perfect setting for Virginia Tech.

Located in Southwest Virginia on a plateau between the Blue Ridge and Alleghany Mountains, Blacksburg combines the laid-back lifestyle of a small town with the

amenities one would expect to find around a major center of higher education. Together, the town and university have worked hard to create a progressive community that ranks among the nation's elite living environments.

Virginia Tech and the Town of

Blacksburg gained national and international attention by creating the world's first "electronic village." Businesses and industries have been drawn by the potential of the quaint town.

Established in 1798 by John and William Black, the town is surrounded by scenic mountain views that distinguish the area.

The nearly 42,000 residents (including students) enjoy a close proximity to a variety of recreation areas such as the Blue Ridge Parkway,


Appalachian Trail, Claytor Lake and the New River. The region features a moderate climate and four distinct seasons.

Blacksburg's location (adjacent to major interstate highways) provides convenient access to most points in the southern and eastern parts of the country.

More information on Blacksburg can be found on the Web site of the Blacksburg Electronic Village, www.bev.net or the town's Web site, www.blacksburg.va.us.



Blacksburg offers a lively downtown (shown above during the annual Steppin' Out festival), and the scenic beauty of its surroundings.





Jim Weaver Director of Athletics

James C. Weaver, whose innovative ideas and work as a reformer have made him one of college athletics' most popular administrators, is the director of athletics at Virginia Tech.

Weaver, 62, was appointed on Sept. 24, 1997 and has been a tireless leader on behalf of Tech athletics.

In his years on the job at Tech, Weaver has taken steps to place increased emphasis on projects benefiting student-athletes. He created a comprehensive awards program for letterwinners and has initiated and funded an annual awards banquet. The Monogram Club was revitalized in 1998 and provides several benefits to former Hokie athletes, trainers and managers.

A top personal priority for Weaver is the continuing improvement of Tech's facilities. Progress is evident in a number of projects which have recently concluded, while several major endeavors are on the horizon.

The remodeling of Lane Stadium's west side was completed in time for Tech's 2006 home opener. It involved the construction of additional new luxury suites, a new President's area, four private club seating areas, a ticket office, athletic fund offices, a memorabilia area and a new student academic services area. In addition, a satellite truck staging area was constructed on the west side for local television stations to use.

A \$20 million basketball practice facility has been approved by the Board of

Visitors. It will boast two practice gyms, a 3,000 square-foot basketball weight room, coach's offices, film rooms and locker rooms. Groundbreaking is projected for summer 2008 so as to be finished in time for the 2009 basketball season.

It was with the Nittany Lions' football team that Weaver first made a name for himself in athletics. He was a center and linebacker on Penn State teams coached by the legendary Rip Engle and Joe Paterno.

Weaver graduated from Penn State in 1967 with a bachelor's in psychology and rehabilitation education. He received a master's in college counselor education, also from Penn State, in 1968.

Weaver started a coaching career as an assistant at Penn State for six seasons. During that time, the Lions played in five bowl games — the Cotton, Gator, Sugar and Orange (twice).

He later was the offensive coordinator at Iowa State and head coach for one season at Villanova in 1974. He also spent five years as an assistant professor at Clarion State and three years as director of franchise sales at Athletic Attic.

Prior to landing the athletic director's job at UNLV, Weaver spent nine years at the University of Florida. He was a strong force at Florida in the field of compliance and concluded his time there as associate athletics director.

Weaver drew rave reviews at UNLV for his fund-raising expertise. He generated nearly \$15 million in his time there.

While at Western Michigan, Weaver announced the creation of a \$7 million football center, stabilized fluctuating revenues and installed a CHAMPS Life Skills program.

Weaver and his wife Traci have four sons — Josh, Paul, Cole and Craig.

Athletics Management Staff



Sharon McCloskey
Senior Associate
A.D./SWA



Randy Butt
Associate A.D. for
Financial Affairs



Tim East
Associate A.D. for
External Affairs



Tom Gabbard
Associate A.D. for
Internal Affairs



Jon Jaudon
Associate A.D. for
Administration



John Ballein
Football Operations



Mike Gentry
Athletic Performance



Mike Goforth
Athletic Training



Chris Helms
Academic Support



Pam Linkous
Human Resources



Lu Merritt
Development



Tim Parker
Compliance



Dave Smith
Athletics Communications



Sandy Smith
Ticketing Services



Cara Walters
Game Operations



Jeremy Wells
Marketing & Promotions



Russ Whitenack
Monogram Club

MEDIA INFORMATION



2008 OPPONENTS



ACC Tournament
Date(s): May 21-25
Location: Jacksonville, Fla.
Field: The Baseball Grounds of Jacksonville

SID Contact: Kristie Le
Phone: (336) 851-6062
E-mail: kle@theacc.org
Web site: theacc.com



Boston College Eagles

Date(s): March 20
Location: Blacksburg, Va.

Coach: Mik Aoki

2007 Record: 24-27-1 (12-17 ACC)
SID Contact: Ben Warnick
Phone: (617) 552-4508
E-mail: warnickb@bc.edu
Web site: bceagles.com



Binghamton Bearcats

Date(s): March 2
Location: Blacksburg, Va.

Coach: Tim Sinicki
2007 Record: 28-19 (17-5 AE)
SID Contact: John Hartrick
Phone: (607) 777-6800
E-mail: hartrick@binghamton.edu
Web site: bubearcats.com



Central Connecticut State Blue Devils

Date(s): February 29, March 1 (DH)

Location: Blacksburg, Va.
Coach: Charlie Hickey
2007 Record: 26-26 (14-14 NEC)
SID Contact: Tom Pincince
Phone: (860) 832-3089
E-mail: pincincet@ccsu.edu
Web site: ccsubluedevils.com



Clemson Tigers

Date(s): April 25-27
Location: Clemson, S.C.
Field: Doug Kingsmore Stadium

Coach: Jack Leggett
2007 Record: 41-23 (18-12 ACC)
SID Contact: Brian Hennessy
Phone: (864) 656-1921
E-mail: bhennes@clemson.edu
Web site: clemson.tigers.com



Coastal Carolina Chanticleers

Date(s): February 23-24

Location: Conway, S.C.

Field: Vrooman Field
Coach: Gary Gilmore
2007 Record: 50-13 (17-4 Big South)
SID Contact: Kent Reichert
Phone: (843) 349-2822
E-mail: kreicher@coastal.edu
Web site: goccusports.com



Davidson Wildcats

Date(s): February 27
Location: Davidson, N.C.
Field: Wilson Field

Date(s): April 8
Location: Blacksburg, Va.
Coach: Dick Cooke
2007 Record: 19-34 (8-19 SoCon)
SID Contact: Joey Beeler
Phone: (704) 894-2931
E-mail: jobeeler@davidson.edu
Web site: davidsonwildcats.com



Duke Blue Devils

Date(s): May 15-17
Location: Blacksburg, Va.
Coach: Sean McNally
2007 Record: 29-25

(8-22 ACC)
SID Contact: Chris Cook
Phone: (919) 684-8708
E-mail: cook@duaa.duke.edu
Web site: goduke.com



Florida State Seminoles

Date(s): March 21-23
Location: Blacksburg, Va.
Coach: Mike Martin

2007 Record: 49-13 (24-6 ACC)
SID Contact: Jason Leturmy
Phone: (850) 644-5656
E-mail: jleturmy@fsu.edu
Web site: seminoles.com



Fordham Rams

Date(s): March 12
Location: Blacksburg, Va.

Coach: Nick Restaino
2007 Record: 35-22 (19-8 A-10)
SID Contact: Scott Kwiatkowski
Phone: (718) 817-4219
E-mail: skwiatkowski@fordham.edu
Web site: fordhamsports.com



Georgia Tech Yellow Jackets

Date(s): March 7-9
Location: Atlanta, Ga.
Field: Chandler

Stadium
Coach: Danny Hall
2007 Record: 32-25 (15-15 ACC)
SID Contact: Cheryl Watts
Phone: (404) 894-5445
E-mail: cwatts@athletics.gatech.edu
Web site: ramblinwreck.com



James Madison Dukes

Date(s): March 11
Location: Blacksburg, Va.
Date(s): March 25

Location: Harrisonburg, Va.
Field: Long Field
Coach: Joe "Spanky" McFarland
2007 Record: 22-31 (11-17 CAA)
SID Contact: Kevin Warner
Phone: (540) 568-6154
E-mail: warnerka@jmu.edu
Web site: jmusports.com



Liberty Flames

Date(s): April 16

Location: Lynchburg, Va.
Field: Worthington Stadium
Date(s): May 7
Location: Blacksburg, Va.
Coach: Jim Toman
2007 Record: 36-25 (14-7 Big South)
SID Contact: Ryan Bomberger
Phone: (434) 582-2605
E-mail: rbomberger@liberty.edu
Web site: LibertyFlames.com



Longwood Lancers

Date(s): April 2
Location: Blacksburg, Va.

Coach: Buddy Bolding
2007 Record: 34-19 (Independent)
SID Contact: Greg Prouty
Phone: (434) 395-2097
E-mail: proutygd@longwood.edu
Web site: longwoodlancers.com



Maryland Terrapins

Date(s): April 4-6
Location: Blacksburg, Va.

Coach: Terry Rupp
2007 Record: 26-30 (7-23 ACC)
SID Contact: Joey Flyntz
Phone: (301) 314-8093
E-mail: tjflyntz@umd.edu
Web site: umterps.com



Miami Hurricanes

Date(s): May 9-11
Location: Blacksburg, Va.
Coach: Jim Morris

2007 Record: 37-24 (17-13 ACC)
SID Contact: Kerwin Lonzo
Phone: (305) 284-3248
E-mail: klonzo@miami.edu
Web site: hurricanesports.com



North Carolina Tar Heels

Date(s): March 14-16
Location: Cary, N.C.
Field: USA Baseball Complex

Coach: Mike Fox
2007 Record: 57-16 (21-9 ACC)
SID Contact: John Martin
Phone: (919) 962-0084
E-mail: johnmartin@unc.edu
Web site: tarheelblue.com



North Carolina State Wolfpack

Date(s): April 18-20
Location: Blacksburg, Va.

Coach: Elliott Avent
2007 Record: 38-23 (16-14 ACC)
SID Contact: Bruce Winkworth
Phone: (919) 515-1182
E-mail: bruce_winkworth@ncsu.edu
Web site: gopack.com



Pittsburgh Panthers

Date(s): February 22-23

Location: Conway, S.C.
Field: Vrooman Field
Coach: Joe Jordano
2007 Record: 27-27 (15-12 BE)
SID Contact: Tim Will
Phone: (412) 648-8240
E-mail: twill@athletics.pitt.edu
Web site: pittsburghpanthers.com



Presbyterian Blue Hose

Date(s): May 4 (DH)
Location: Blacksburg, Va.
Coach: Elton Pollock

2007 Record: 18-36 (7-17 SAC)
SID Contact: Jon Cole
Phone: (864) 833-8252
E-mail: jccole@presby.edu
Web site: gobluehose.com



Radford Highlanders

Date(s): March 5
Location: Radford, Va.
Field: Dedmon Center Park

Date(s): April 1
Location: Blacksburg, Va.
Date(s): April 22
Location: Pulaski, Va.
Field: Historic Calfee Park
Coach: Joe Raccuia
2007 Record: 10-36 (2-19 Big South)
SID Contact: Chuck Altizer
Phone: (540) 831-5211
E-mail: cealtizer@radford.edu
Web site: ruhighlanders.com



Virginia Cavaliers

Date(s): March 28-30
Location: Charlottesville, Va.

Field: Davenport Field
Coach: Brian O'Connor
2007 Record: 45-16 (19-9 ACC)
SID Contact: Andy Fledderjohann
Phone: (434) 982-5131
E-mail: fledder@virginia.edu
Web site: virginiasports.com



Virginia Commonwealth Rams

Date(s): April 9
Location: Blacksburg, Va.

Coach: Paul Keyes
2007 Record: 37-23 (18-11 CAA)
SID Contact: Scott Day
Phone: (804) 828-1727
E-mail: sdday@vcu.edu
Web site: vcuathletics.com



Virginia Military Institute Keydets

Date(s): April 30
Location: Lexington, Va.

Field: Gray-Minor Stadium
Coach: Marlin Ikenberry
2007 Record: 34-21 (10-11 Big South)
SID Contact: Christian Hoffman
Phone: (540) 464-7514
E-mail: Hoffmanjc@vmi.edu
Web site: vmikeydets.com



Wake Forest Demon Deacons

Date(s): April 11-13
Location: Winston-Salem, N.C.

Field: Hooks Stadium
Coach: Rick Rembielak
2007 Record: 34-29 (14-16 ACC)
SID Contact: Scott Wortman
Phone: (336) 758-6099
E-mail: wortmasm@wfu.edu
Web site: wakeforestsports.com



William & Mary Tribe

Date(s): May 13
Location: Blacksburg, Va.

Coach: Frank Leoni
2007 Record: 29-25 (13-16 CAA)
SID Contact: Rob Turner
Phone: (757) 221-3370
E-mail: rrtturn@wm.edu
Web site: tribeathletics.com

2008 SCHEDULE

Date	Opponent	Site	Radio/Web/TV	Time
2/22	vs. Pitt#	Conway, S.C.	--/--/--	Noon
2/23	vs. Pitt#	Conway, S.C.	--/--/--	10 am
2/23	at Coastal Carolina#	Conway, S.C.	--/--/--	5 pm
2/24	at Coastal Carolina#	Conway, S.C.	--/--/--	2:30 pm
2/27	at Davidson	Davidson, N.C.	--/--/--	3 pm
2/29	Central Conn. St.^	Blacksburg, Va.	--/ACCSelect/--	3 pm
3/1	Central Conn. St. (dh)^	Blacksburg, Va.	--/--/--	1 pm
3/2	Binghamton^	Blacksburg, Va.	--/--/--	Noon
3/5	at Radford	Radford, Va.	--/--/--	2:30 pm
3/7	at Georgia Tech*	Atlanta, Ga.	WWBU/--/--	4 pm
3/8	at Georgia Tech*	Atlanta, Ga.	WWBU/--/--	2 pm
3/9	at Georgia Tech*	Atlanta, Ga.	WWBU/--/--	1 pm
3/11	James Madison	Blacksburg, Va.	WRAD/ACCSelect/--	3 pm
3/12	Fordham	Blacksburg, Va.	WRAD/--/--	3 pm
3/14	at North Carolina*	Cary, N.C.	WRAD/--/--	4 pm
3/15	at North Carolina*	Cary, N.C.	WWBU/--/--	1 pm
3/16	at North Carolina*	Cary, N.C.	WWBU/--/--	1:30 pm
3/18	New York Yankees\$	Blacksburg, Va.	WWBU/--/YES	3 pm
3/20	Boston College†	Blacksburg, Va.	WRAD/ACCSelect/--	3 pm
3/21	Florida State*	Blacksburg, Va.	WWBU/--/--	5:30 pm
3/22	Florida State*	Blacksburg, Va.	WWBU/ACCSelect/--	5:30 pm
3/23	Florida State*	Blacksburg, Va.	WWBU/ACCSelect/--	1 pm
3/25	at James Madison	Harrisonburg, Va.	WRAD/--/--	3 pm
3/28	at Virginia*	Charlottesville, Va.	WWBU/--/--	6 pm
3/29	at Virginia*	Charlottesville, Va.	WWBU/--/RSN	1 pm
3/30	at Virginia*	Charlottesville, Va.	WWBU/--/--	1 pm
4/1	Radford	Blacksburg, Va.	WWBU/ACCSelect/--	5:30 pm
4/2	Longwood	Blacksburg, Va.	WWBU/ACCSelect/--	5:30 pm
4/4	Maryland*	Blacksburg, Va.	WWBU/ACCSelect/--	5:30 pm
4/5	Maryland*	Blacksburg, Va.	WWBU/ACCSelect/--	5:30 pm
4/6	Maryland*	Blacksburg, Va.	WWBU/--/--	1 pm
4/8	Davidson	Blacksburg, Va.	WWBU/ACCSelect/--	5:30 pm
4/9	VCU	Blacksburg, Va.	WWBU/--/--	5:30 pm
4/11	at Wake Forest*	Winston-Salem, N.C.	WRAD/--/--	3 pm
4/12	at Wake Forest*	Winston-Salem, N.C.	WWBU/--/RSN	1 pm
4/13	at Wake Forest*	Winston-Salem, N.C.	WWBU/--/--	1 pm
4/16	at Liberty	Lynchburg, Va.	WRAD/--/--	3 pm
4/18	NC State*	Blacksburg, Va.	WWBU/--/--	5:30 pm
4/19	NC State*	Blacksburg, Va.	WWBU/--/--	5:30 pm
4/20	NC State*	Blacksburg, Va.	WWBU/ACCSelect/--	1 pm
4/22	vs. Radford	Pulaski, Va.	WRAD/--/--	6:30 pm
4/25	at Clemson*	Clemson, S.C.	WWBU/--/--	7:15 pm
4/26	at Clemson*	Clemson, S.C.	WWBU/--/--	7 pm
4/27	at Clemson*	Clemson, S.C.	WWBU/--/--	1 pm
4/30	at VMI	Lexington, Va.	WWBU/--/--	6 pm
5/4	Presbyterian (dh)	Blacksburg, Va.	WRAD/ACCSelect/--	1 pm
5/7	Liberty	Blacksburg, Va.	WWBU/ACCSelect/--	7 pm
5/9	Miami*	Blacksburg, Va.	WWBU/ACCSelect/--	5:30 pm
5/10	Miami*	Blacksburg, Va.	WWBU/ACCSelect/--	5:30 pm
5/11	Miami*	Blacksburg, Va.	WWBU/ACCSelect/--	Noon
5/13	William & Mary	Blacksburg, Va.	WWBU/ACCSelect/--	5:30 pm
5/15	Duke*	Blacksburg, Va.	WWBU/ACCSelect/--	5:30 pm
5/16	Duke*	Blacksburg, Va.	WWBU/ACCSelect/--	5:30 pm
5/17	Duke*	Blacksburg, Va.	WWBU/ACCSelect/--	1 pm

NOTES: * - ACC game, # - IMICHotels.com INN-vitational, ^ - Hawthorn Suites Invitational, † - special non-conference, \$ - exhibition
 Blacksburg area radio stations: WWBU - SuperTalk 101.7 FM, WRAD - Sports Radio 1460 AM
 RSN - Comcast SportsNet, Fox Sports Net South, Fox Sports Florida & New England Sports Network
 YES - Yankees Entertainment and Sports Network
 All radio games will also be available on hokiesports.com. All dates, times and broadcast availability is subject to change.

MEDIA INFORMATION

Athletics Communications

Matt Kovatch, assistant director of athletics communications, and Dave Smith, Assistant A.D. for Athletics Communications, coordinate media services for baseball. Members of the media requesting information on Virginia Tech baseball are asked to contact Kovatch in the Virginia Tech Athletics Communications Office (ACO). Media requests for baseball photos should be directed to photography coordinator Dave Knachel at (540) 231-1838 or dknachel@vt.edu. The ACO is located in room 460 of the Jamerson Athletic Center next to the Bowman Room.

Baseball information, as well as up-to-date statistics, is available to the media throughout the season via the Virginia Tech athletics Web site, www.hokiesports.com.

Interviews

All media interviews with players and coaches should be arranged through the ACO with at least 24 hours advance notice. During the week, head coach Pete Hughes will usually be available between 9:30 a.m. and noon except on travel dates and game day. Player interviews will be arranged around the players' academic and practice schedules.

NUMBERS TO NOTE

Director of Athletics, Jim Weaver	(540) 231-6796
Baseball Office	(540) 231-3671
Fax Machine	(540) 231-3613
Athletics Communications Office	(540) 231-6726
Matt Kovatch (mlk@vt.edu , cell: 804-239-0812)	(540) 231-1894
Dave Smith (vtsid@vt.edu , home: 540-951-8024)	(540) 231-6726
Fax Machine	(540) 231-6984
Athletic Trainer, Jimmy Lawrence	(540) 231-5690
Baseball Press Box	(540) 231-8974
ACC Media Relations, Kristie Le	(336) 851-6062



Matt Kovatch
Assistant Director
for Athletics
Communications

Dave Smith
Assistant A.D.
for Athletics
Communications



Covering a Game

Media members wishing to cover Virginia Tech home baseball games from the English Field press box should contact Kovatch or Smith in the ACO. There is no charge for admission to Virginia Tech home baseball games and a credential is not needed to enter English Field (aside from the exhibition with the Yankees). Seating in the press box, however, is by request only and is assigned on a priority basis in accordance with athletics department media policies. All requests should be made prior to game day. Non-working individuals, such as spouses, dates, friends and fans, will not be permitted in the press box or on the field during the game. Seats in the working area of the press box are not available for major league scouts.

Rosters, statistics and media guides/notes will be available to the media and scouts prior to the game and a final box score will be compiled for distribution at the conclusion of each contest. Postgame media interviews, cleared through the ACO, are allowed on the field shortly after the conclusion of each game or doubleheader. Phone lines and wireless access to the Internet are available in the press box to file stories.

Photography

Accredited photographers or cameramen on assignment may shoot from the top of the dugouts or from inside the fence beyond the dugouts. When shooting from inside the fence, no equipment should be placed on the field of play. Tripods are not allowed inside the fence. The roof of the press box can be made available for working photographers or cameramen upon request. The position of all photographers and cameramen is always subject to the discretion of the umpires. Freelance photographers and fans are not

allowed on the dugouts or inside the fences.

Visiting Radio

Visiting team radio crews wishing to broadcast games from English Field should contact the ACO well in advance of the game for clearance and information on the availability of space and telephone lines.

Tech on the Web

Keep up to date on Virginia Tech baseball action via the Internet at the official Web site of Hokie athletics: www.hokiesports.com

Rosters, individual player and coaches profiles, notes, statistics and game summaries are all part of the baseball section.

TheACC.com

Follow 2008 Atlantic Coast Conference baseball action on www.TheACC.com. An updated baseball release can be accessed every Monday and Friday throughout the season, while the ACC Player and Pitcher of the Week will be announced on Monday afternoons.



JUST VIRGINIA TECH, PLEASE

While the full name of the school is Virginia Polytechnic Institute and State University the school is commonly referred to as Virginia Tech. There is no such school as Virginia Tech University.

Founded in 1872 as Virginia Agricultural and Mechanical College, the school changed its name to Virginia Polytechnic Institute in 1895. Alumni and media shortened the name to VPI before Virginia Tech became the primary popular reference. The university officially became a state university in 1970 to bring the official title to what it is today.

Those covering Hokie athletics are asked to refer to the university as simply Virginia Tech. Virginia Tech University, VA Tech, VPI and SU, VPI&SU and VT are not recognized names and should not be used.

2008 RSN TELEVISION SCHEDULE

- Saturday, March 29: Virginia Tech at Virginia, 1 p.m.
- Saturday, April 5: Duke at Boston College, 1 p.m.
- Saturday, April 12: Virginia Tech at Wake Forest, 1 p.m.
- Saturday, April 19: Boston College at North Carolina, 1 p.m.
- Saturday, April 26: Wake Forest at Georgia Tech, 1 p.m.
- Saturday, May 3: Florida State at Clemson, 7 p.m.
- Saturday, May 10: NC State at Maryland, 1 p.m.
- Saturday, May 17: North Carolina at Miami, 1 p.m.

RSN = Comcast SportsNet, FOX Sports Net South, FOX Sports Florida & New England Sports Network

The official Web site of the ACC contains the league's latest recaps, releases, statistics and standings and will feature play-by-play coverage of ACC Tournament games. Links to the official athletic sites of each of the 12 member schools are also accessible on TheACC.com.

ACC All-ACCess

ACC All-ACCess airs every Tuesday night on FSN South, FSN Florida and Comcast SportsNet (check your local listings for times) and delivers unprecedented access to ACC teams, capturing the behind-the-scenes, real-life experiences of ACC student-athletes and coaches.

ACC ALL-ACCess reaches more than 12 million homes throughout Alabama, Georgia, Kentucky, Mississippi, North Carolina, South Carolina and Tennessee on FSN South, the nation's largest regional sports television network. In the states of Maryland and Virginia and in the District of Columbia, ACC All-ACCess airs on Comcast SportsNet/Mid-Atlantic, and it airs on FSN Florida in the state of Florida.

ACC Select

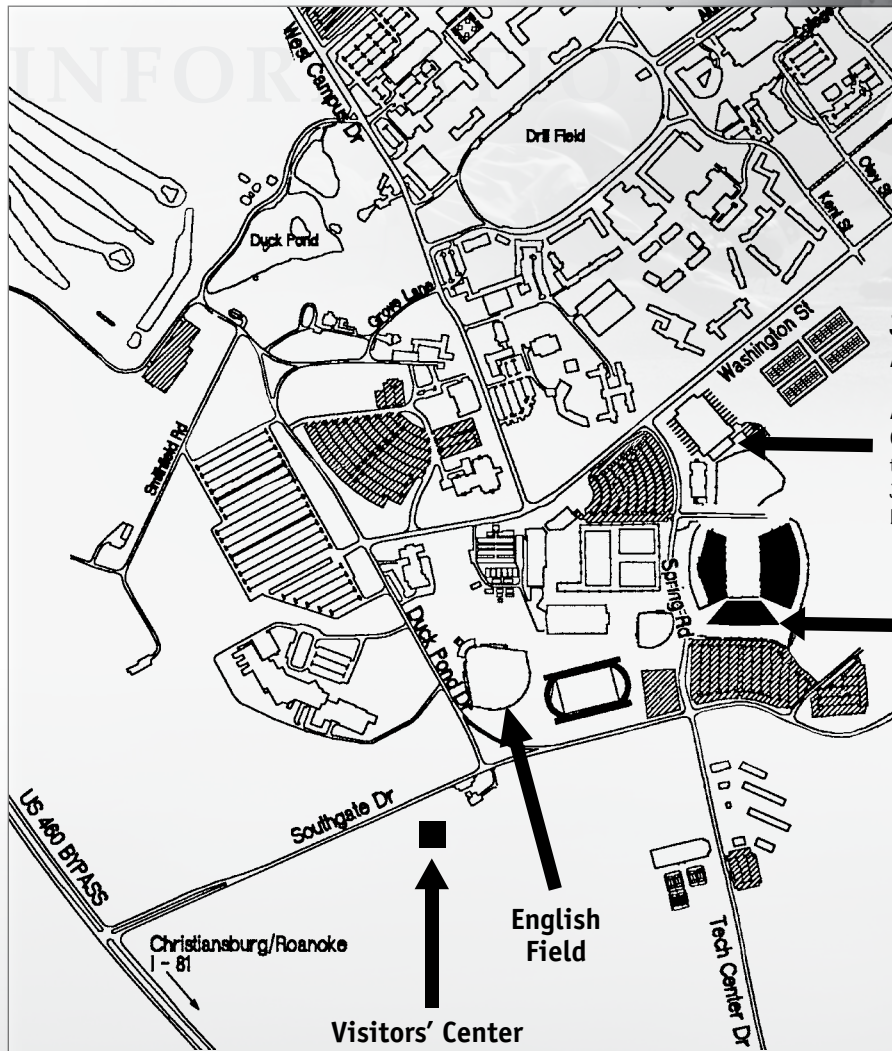
ACCSelect.com is a broadband network featuring live and on-demand webcasts of all Atlantic Coast Conference sports. Annual, monthly and single-game passes are available - visit www.ACCSelect.com to get started. Check the schedule on page 85 to see which Virginia Tech games are scheduled to be broadcast on ACC Select this season.

Live Stats

Live statistics will be available via the Internet for Tech's home games. Fans and media can view play-by-play and up-to-date box scores by clicking on the live stats link on the ticker at the top of Tech's athletics homepage, or by going to <http://www.hokiesports.com/baseball/live/>

Tech Baseball Score Line

Information on Tech baseball games is available on a telephone score line each evening approximately one hour after the game. The line is also used to provide information on weather delays and cancellations. The information is available at (540) 232-3720.



Jamerson Athletic Center
The Virginia Tech Athletics Communications Office is located on the fourth floor of the Jamerson Athletic Center, behind Cassell Coliseum.

Visitors Locker Room
Visiting team locker rooms are located on the ground level of the South End Zone Facility at Lane Stadium/Worsham Field.

DIRECTIONS TO ENGLISH FIELD

The Virginia Tech campus is located in Blacksburg, Va., approximately 40 miles southwest of Roanoke, Va. To reach the campus from Interstate 81 take Exit 118B onto U.S. Route 460 West toward Blacksburg. Remain on 460 West, following the signs to Virginia Tech. Take a right turn at the Virginia Tech Central Campus exit marked Rt. 314 and Southgate Drive (first stoplight you come to). Take the first left at the stoplight onto Duck Pond Drive and English Field will be on the right.

By Air

Roanoke Regional Airport in Roanoke, Va., is served by major domestic airlines. Limousine services provide transportation between the airport and campus. Private planes may land at the Virginia Tech Airport, near campus.



Torye Hurst

TECH ON THE RADIO

For the fifth consecutive season, Virginia Tech baseball will have a commercial radio package. This season, the Cumulus Radio Group will broadcast selected Tech games, including ACC contests. Information on the entire 2008 broadcast schedule, along with stations and times, is available on the schedule on page 85.

Coverage will begin 15 minutes prior to the first pitch with the pregame show, which includes an interview with Tech head coach Pete Hughes. At the conclusion of each game, the postgame show will include comments from Coach Hughes and a featured player.

Torye Hurst will handle the play-by-play duties again this season. Hurst broadcast Tech's BIG EAST Conference Tournament games for two seasons prior to taking on the broadcast duties three years ago during the Hokies' first season in the ACC. He has also announced selected women's basketball games and served as the Tech baseball public address announcer for three seasons. Prior to Tech, Hurst served as the PA announcer for the Augusta GreenJackets Class A minor league baseball team in Augusta, Ga., and following college, was the play-by-play announcer for University of Southern Mississippi women's basketball for four seasons.

HOKIES VS. YANKEES

Hokies to host Yankees in mid-season exhibition



During the aftermath of the shootings that rocked the Virginia Tech campus on April 16, 2007, many individuals, universities and organizations showed their support in a myriad of different ways. Rival schools sent autographed banners, strangers sent prayers and professional sports teams wore tributes on their uniforms.

Millions of dollars were donated to the Hokie Spirit Memorial Fund, which used its gathered contributions to cover expenses including, but not limited to: grief counseling, memorials, communications and comfort costs and general assistance to victims and their families.

Every ounce of support was greatly appreciated, but Major League Baseball's New York Yankees tailored their response to the Hokie baseball team in a very unique way.

In a pregame ceremony at Yankee Stadium on May 23, 2007, the Yankees welcomed some key figures from Virginia Tech, including President Dr. Charles Steger – who threw out the game's ceremonial first pitch – Director of Athletics Jim Weaver, Capt. Vince Houston of the Virginia Tech Police Department and Jason Dominczak and Matthew Johnson of the Virginia Tech Rescue Squad.

At the ceremony, the Yankees presented a check for \$1 million to the

Hokie Spirit Memorial Fund, and also announced a commitment to play an exhibition game against the Hokies on or near the Blacksburg campus in the spring of 2008.


On March 18, 2008, that commitment will be honored, as the Yankees will visit Tech's English Field as part of their spring training to give the Hokies an experience of a lifetime and the Virginia Tech community a way to continue its healing process.

"Since the tragedy of last April 16, the Virginia Tech family has shown great strength and resilience and have committed themselves to the healing process while looking ahead to their future," Yankees general manager Brian Cashman said in a statement. "We bring the New York Yankees to Blacksburg this spring to celebrate the start of a new year for the Virginia Tech family and ours."

Game time is scheduled for 3 p.m., weather permitting. Virginia Tech athletics officials are planning on bringing in temporary bleachers to accommodate an attendance of 5,000 people, which is considerably more than English Field's normal capacity. Four thousand free tickets will be made available through an online lottery system to Virginia Tech students, faculty and staff. The other remaining tickets will be distributed to individuals and groups who were affected by the events of the April 16, 2007. No tickets will be available to the general public.

The YES (Yankees Entertainment and Sports) Network is planning on televising the game, and, pending MLB approval, may provide a live feed to a local television station for those not fortunate enough to be awarded a ticket.

"Aside from it being the thrill of a lifetime for our kids, our coaches, and all those involved, we all know why we're playing the game," Tech head coach Pete Hughes said about the Yankees' visit. "The honor of playing on that day – for the reasons why we're playing – in front of those people, families and so many that were affected is what takes precedence in our program's mind. I don't think our program will ever lose sight of that. We're going to have a great time and it's going to be a special experience, but we'll go about our business with a heavy heart knowing what we're doing."



Virginia Tech president Charles Steger visited Yankee Stadium on May 23, 2007, where he threw out the ceremonial first pitch to Jorge Posada after accepting a \$1 million donation to the Hokie Spirit Memorial Fund.



Cal Ripken visits with Hokies

The Hokie baseball team held the inaugural 'Baseball Night in Blacksburg' on February 11, 2008, and the featured speaker was none other than 2007 Hall of Fame inductee and Baltimore Orioles legend Cal Ripken, Jr. The sold out event was a fundraising banquet held in Lane Stadium, and all proceeds went to the baseball team and its efforts to improve various aspects of the program.

"What an honor it is to be able to welcome one of baseball's all-time greats to what we're sure will turn into a special and annual event," Tech head coach Pete Hughes said of Ripken's inclusion in the inaugural banquet. "Cal is truly an ambassador of the game, and we couldn't be more appreciative of him agreeing to come to campus to help Virginia Tech kick off the spring with a fresh start and celebrate the beginning of a new baseball season."

**Rhett
Ballard**

**Sean
Ryan**



**Luke
Padgett**



2008 SCHEDULE

FEBRUARY

SUN	MON	TUE	WED	THU	FRI	SAT
17	18	19	20	21	22 Noon vs. Pitt [^]	23 10 a.m. vs. Pitt [^] 5 p.m. at Coastal Carolina [^]
24 2:30 p.m. at Coastal Carolina [^]	25	26	27 3 p.m. at Davidson	28	29 3 p.m. C. Connecticut St.	

MARCH

SUN	MON	TUE	WED	THU	FRI	SAT
						1 1 p.m. (DH) C. Connecticut St.
2 Noon Binghamton	3	4	5 2:30 p.m. at Radford	6	7 4 p.m. at Georgia Tech*	8 2 p.m. at Georgia Tech*
9 1 p.m. at Georgia Tech*	10	11 3 p.m. James Madison	12 3 p.m. Fordham	13	14 4 p.m. at UNC* (in Cary, N.C.)	15 1 p.m. at UNC* (in Cary, N.C.)
16 1:30 p.m. at UNC* (in Cary, N.C.)	17	18 3 p.m. New York Yankees	19	20 3 p.m. Boston College	21 5:30 p.m. Florida State*	22 5:30 p.m. Florida State*
23 1 p.m. Florida State*	24	25 3 p.m. at James Madison	26	27	28 6 p.m. at Virginia*	29 1 p.m. at Virginia*
30 1 p.m. at Virginia*	31					

APRIL

SUN	MON	TUE	WED	THU	FRI	SAT
		1 5:30 p.m. Radford	2 5:30 p.m. Longwood	3	4 5:30 p.m. Maryland*	5 5:30 p.m. Maryland*
6 1 p.m. Maryland*	7	8 5:30 p.m. Davidson	9 5:30 p.m. VCU	10	11 3 p.m. at Wake Forest*	12 1 p.m. at Wake Forest*
13 1 p.m. at Wake Forest*	14	15	16 3 p.m. at Liberty	17	18 5:30 p.m. NC State*	19 5:30 p.m. NC State*
20 1 p.m. NC State*	21	22 6:30 p.m. vs. Radford (in Pulaski, Va.)	23	24	25 7:15 p.m. at Clemson*	26 7 p.m. at Clemson*
27 1 p.m. at Clemson*	28	29	30 6 p.m. at VMI			

MAY

SUN	MON	TUE	WED	THU	FRI	SAT
				1	2	3
4 1 p.m. (DH) Presbyterian	5	6	7 7 p.m. Liberty	8	9 5:30 p.m. Miami*	10 5:30 p.m. Miami*
11 Noon Miami*	12	13 5:30 p.m. William & Mary	14	15 5:30 p.m. Duke*	16 5:30 p.m. Duke*	17 1 p.m. Duke*

 Home Games English Field
 Away/neutral games
 Exhibition game English Field

* ACC games ^ IMIChotels.com INN-vitational in Conway, S.C.

Andrew Wells



Matt Hacker

