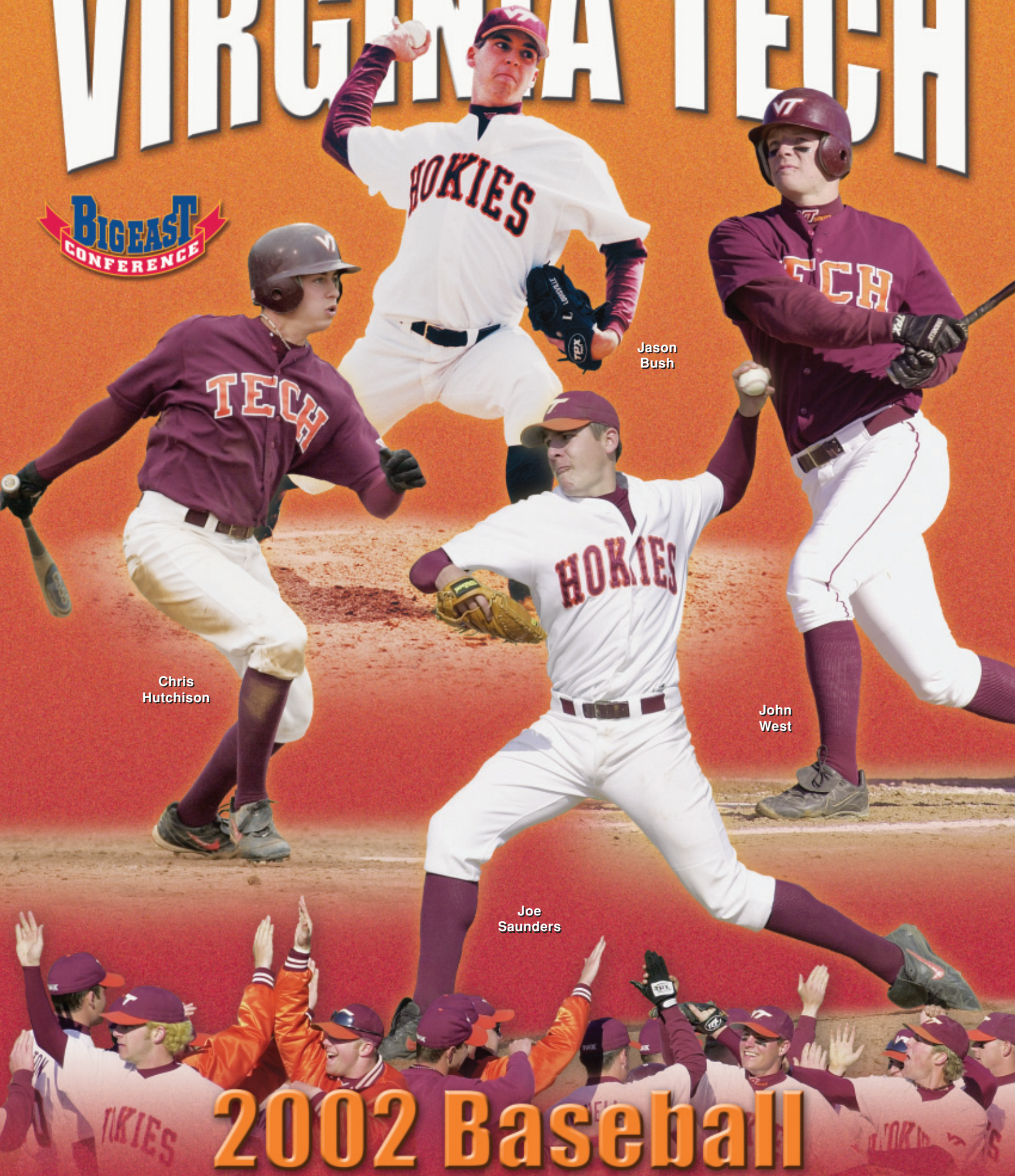


VIRGINIA TECH



Jason
Bush

Chris
Hutchison

John
West


Joe
Saunders

2002 Baseball


HOKIES



Brad
Bauder



Spencer
Harris



Marc
Tugwell



Jed English

A Proven Winner

Under the leadership of Coach Chuck Hartman, the Virginia Tech baseball program has averaged 36 wins a season over the past 23 years and appeared in the NCAA Baseball Championships three of the last five seasons. Hartman stands third among active Division I baseball coaches in victories and ranks fifth all-time.

VIRGINIA TECH

Contents

The 2002 Season

Media Information	2
Virginia Tech Diamond Notes	4-5
Season Preview	6-8
Depth Chart	8
Roster/Pronunciations	9

Last Season

Game Results	10
Batting/Pitching Statistics	11
Fielding Statistics	12

Coaches & Players

Head Coach Chuck Hartman	13-15
Assistant Coaches	16
Trainer/Support Staff	17
Player Profiles	18-31

2002 Opponents

Team Information	32-33
BIG EAST Conference	34
Schedule	back cover

History & Records

BIG EAST History	35-36
Tech Baseball History	37-40
All-Americans	41
Major-Leaguers	42
Conference Honors	43
Year-by-Year W-L	44
The Hartman Years	45-50
Tech vs. All Opponents	51
Batting Records	52
Pitching Records	53
Fielding Records	54
Team Records	55
Top Five	56
Year-by-Year Leaders	57-59
Top Hitters	60
Toughest to Strike Out	60
Coaching Records	60

The University

About Virginia Tech	61-62
University President	63
Athletics Director	63
Academics	64
Strength & Conditioning	65
Student Life	66
Sports Medicine	66
Blacksburg	67
English Field	68

2002 Baseball Quick Facts

Location: Virginia Tech is located in Blacksburg (pop. 36,000) in scenic southwest Virginia. The campus lies on a plain between the Blue Ridge and Allegheny Mountains, 2,100 feet above sea level.

History: Founded in 1872 as the land-grant university of the state

Enrollment: 25,000

President: Dr. Charles Steger

Athletic Director: Jim Weaver

Nickname: Hokies

Colors: Burnt Orange and Chicago Maroon

Conference: BIG EAST

Head Baseball Coach: Chuck Hartman (UNC '57)

Record at Tech: 822-454-8 (23 years)

Career Record: 1,305-679-8 (42 years)

Assistant Coaches: Jay Phillips, Jon Hartness

Student Coach: Kevin Bice

Home Field: English Field (1,500)

Dimensions: Lines 330'; power alleys 375'; center 400'

2001 Record: 29-28-1 (15-7 home; 8-15-1 away; 6-6 neutral)

2001 BIG EAST Record: 14-11-1 (tied third place)

On The Cover

Four of the players who are expected to play key roles in Virginia Tech's 2002 baseball season are (clockwise from top): senior pitcher Jason Bush, senior third baseman John West, junior pitcher Joe Saunders and senior outfielder Chris Hutchison. All the covers were designed by David Knachel. Knachel contributed all the cover photographs except Marc Tugwell (David Schofield) and the aerial view of English Field (University Photo Lab).

Credits

The 2002 Virginia Tech Baseball Media Guide is a publication of the Tech Sports Information Office, with layout and design by Anne Panella. Special thanks for photographic assistance go to David Knachel of the Tech SID staff, Rick Griffiths and John McCormick of the University Photo Lab, Bill Setliff, David Schofield of Schofield Photographics, Gene Dalton, Woody Veasey and the photo staff of the *Collegiate Times*.

Printed by Southern Printing Company of Blacksburg, Va.

Virginia Tech does not discriminate against employees, students, or applicants on the basis of race, color, sex, sexual orientation, disability, age, veteran status, national origin, religion, or political affiliation. Anyone having questions concerning discrimination should contact the Equal Opportunity and Affirmative Action Office at (540) 231-7500.

Media Information

Members of the media requesting information on Virginia Tech baseball are asked to contact Dave Smith in the Virginia Tech Sports Information Office at (540) 231-6726.

Baseball releases, as well as up-to-date statistics, will be available to the media throughout the season. Immediate access to this information is possible via the Virginia Tech athletic Web site, www.hokiesportsinfo.com. The sports information office will fax or e-mail releases to a limited number of media outlets.

Interviews

All media interviews with players and coaches should be arranged through the SID office with at least 24 hours advance notice, if possible. During the week, head coach Chuck Hartman is usually available between 9:30 a.m. and noon. Player interviews will be arranged around the players' academic and practice schedules.

Covering a Game

Media members wishing to cover Virginia Tech home baseball games from the English Field press box should contact Dave Smith in the SID office. There is no charge for admission to Virginia Tech home baseball games and a credential is not needed to enter English Field. Seating in the press box, however, is assigned on a



Coach Chuck Hartman talks with members of the media.

priority basis in accordance with athletic department media policies and should be requested at least one day prior to the game. Non-working individuals, such as spouses, dates, friends and fans, will not be permitted in the press box or on the field during the game. Seats in the working area of the press box are not available for major league scouts.

Rosters, statistics and press guides will be available to the media and scouts prior to the game and a final box will be compiled for distribution at the conclusion of the contest. Media will be allowed on the field after each game or double-header to conduct postgame interviews

with players and coaches. Stories can be filed from the SID office where a fax machine is also available.

Photography

Accredited photographers or cameramen on assignment may shoot from the top of the dugouts or from inside the fence beyond the dugouts. When shooting from inside the fence, no equipment should be placed on the field of play. Tripods are not allowed inside the fence. The roof of the press box can be made available for working photographers or cameramen upon request. The position of all photographers and cameramen is always subject to the discretion of the umpires.

Radio

The press box at English Field includes two broadcast booths. Visiting radio or TV should contact the SID office well in advance of the game for clearance and information on the availability of space and telephone lines.

Tech on the Web

Keep up to date on Virginia Tech baseball action via the internet at the official Web site of Hokie athletics: www.hokiesportsinfo.com.

Individual player and coaches profiles, notes, statistics and game summaries are all part of the baseball section. You also can get up-to-date information on all 21 varsity sports that compete at Virginia Tech.

Tech Baseball Score Line

Information on Tech baseball games is available on a telephone score line each evening approximately one hour after the game. The line is also used to provide information on weather delays and cancellations. The information is available at (540) 232-3720.

Directions To English Field

The Virginia Tech campus is located in Blacksburg, Va., approximately 40 miles southwest of Roanoke, Va. To reach the campus from Interstate 81 take Exit 118B to U.S. Route 460 West. Remain on 460 West, following the signs to Virginia Tech. Take the Virginia Tech turn at the traffic light at Southgate Drive (right turn only off U.S. 460). Take the first left onto Duck Pond Drive and English Field will be on the right.

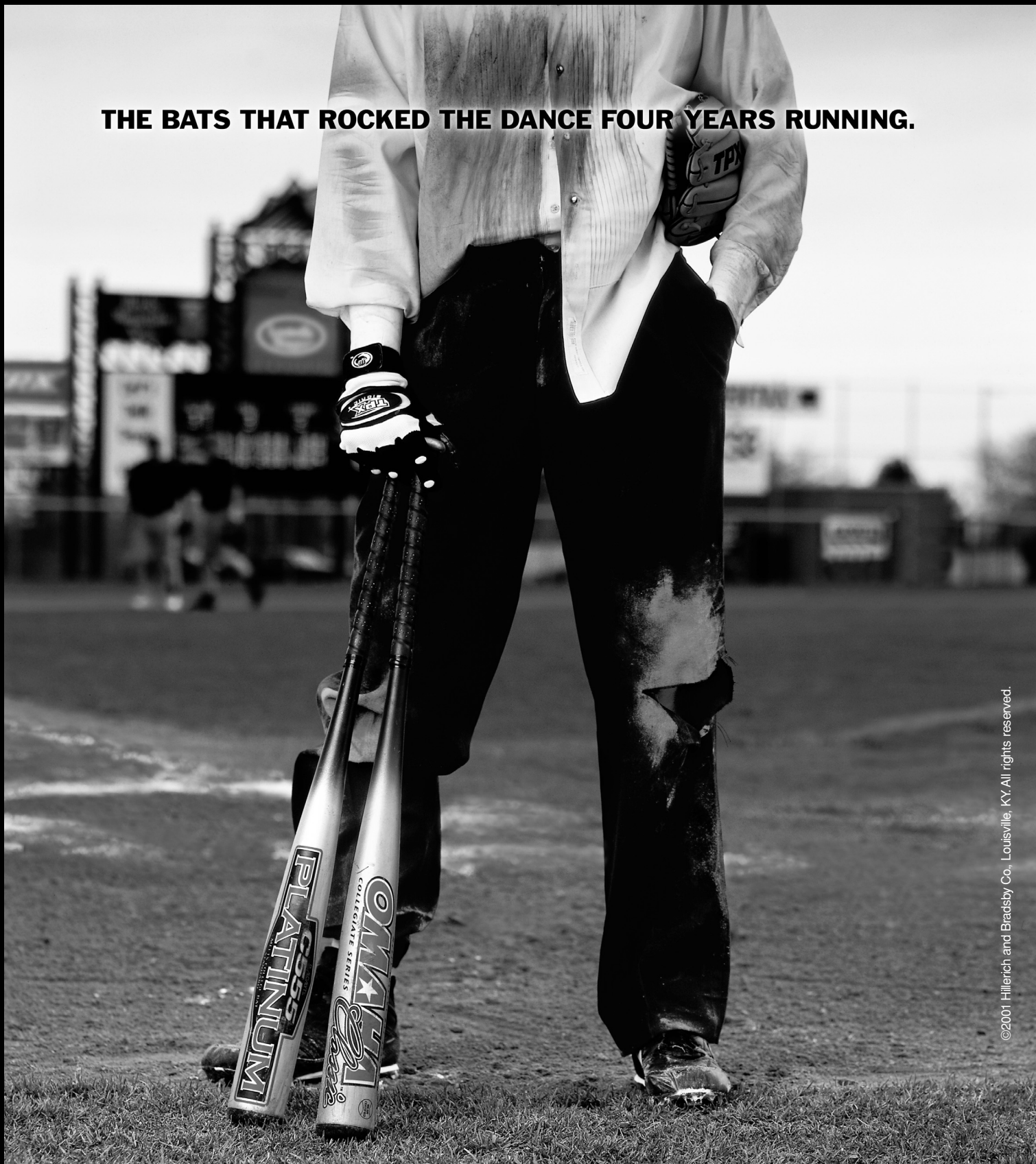
Numbers To Note

Director of Athletics	Jim Weaver	(540) 231-6796
Head Baseball Coach	Chuck Hartman	(540) 231-3671
Sports Information Office		(540) 231-6726
SID, Baseball Contact	Dave Smith	(h) (540) 951-8024
Fax machine		(540) 231-6984
Athletic Trainer	Jimmy Lawrence	(540) 231-5690
Baseball Press Box		(540) 231-4013
BIG EAST Conference (Switchboard)		(401) 272-9108



Dave Smith
Sports Information
Director

THE BATS THAT ROCKED THE DANCE FOUR YEARS RUNNING.



©2001 Hillerich and Bradsby Co., Louisville, KY. All rights reserved.

Over the past four years, seven of eight teams in the championship game in Omaha used TPX bats from Louisville Slugger. And for good reason: no other bats give you the power, feel and performance of TPX.

With versions specifically engineered for both high school and college, there's a TPX bat that's perfect for your level of play.

All TPX college bats are BESR certified. And our high school bats are specially designed with a lighter swing weight for maximum control, more bat speed and optimum performance.

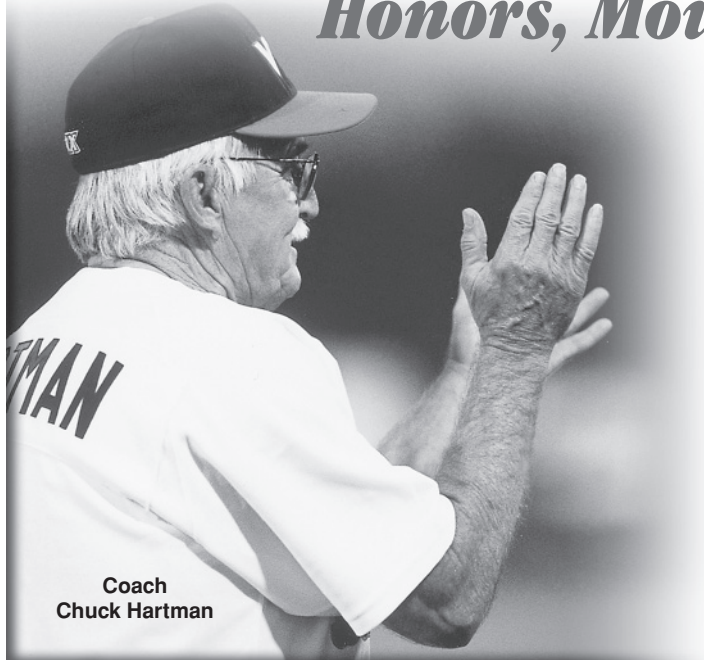
So put TPX on your team. There's no better way to put yourself on the long road to the dance.



www.slugger.com

Virginia Tech Diamond Notes

Honors, Moves, Predictions & More



Coach
Chuck Hartman

Notre Dame Selected To Win BIG EAST Title

Hokies Picked To Finish Third

Notre Dame has been selected as the preseason favorite to capture the 2002 BIG EAST Baseball Championship in a vote of the league coaches. Fighting Irish senior outfielder Steve Stanley was voted the preseason player of the year and junior right-hander Bob Brownlie of Rutgers was selected as the preseason pitcher of the year. Coaches were not permitted to vote for their own teams or players. Virginia Tech pitcher Joe Saunders and shortstop Spencer Harris were voted to the preseason All-BIG EAST Team.

The 11 BIG EAST baseball teams play in one division, facing a 26-game conference slate. The top four squads in the league will advance to the 2002 BIG EAST Championship at Commerce Bank Park in Bridgewater, N.J., on May 23-25. The tournament champ receives the league's automatic bid to the NCAA Championship.

Team (1st place votes)	Pts.	2001 Record
1 Notre Dame (8)	98	49-13-1 (22-4 BE)
2 Rutgers (2)	92	42-17 (18-8)
3 Virginia Tech (1)	78	29-28-1 (14-11-1)
4 Seton Hall	69	34-23-1 (14-11-1)
5 St. John's	65	31-22 (13-13)
6 Boston College	54	29-22 (11-13)
7 Connecticut	46	26-25 (13-13)
8 West Virginia	34	27-26 (12-14)
9 Villanova	31	25-25-1 (10-16)
10 Pittsburgh	26	18-27 (6-18)
11 Georgetown	12	17-39 (7-19)

Hartman Ranked Third

Virginia Tech baseball coach Chuck Hartman heads into his 43rd season on the collegiate level and his 24th year at Tech ranked third among active Division I baseball coaches in career victories with 1,305. The only active Division I coaches with more wins are Augie Garrido of Texas (1,323) and Gene Stephenson of Wichita State (1,310). Hartman ranks fifth all-time among Division I coaches in victories behind Cliff Gustafson (1,427), Rod Dedeaux (1,332), Garrido and Stephenson. Gustafson (Texas) and Dedeaux (USC) are both retired. Hartman's overall coaching record is 1,305-679-8. During his time at Tech, he has coached and won more games than any other Hokie coach in any sport. His current record at Tech is 822-454-8. Hartman has averaged 31 wins a year over his 42 seasons as a head coach and 36 wins a season during his time at Tech. He has suffered just two losing seasons since 1962.

Saunders Honored

Junior pitcher Joe Saunders has been named second-team preseason All-America by *Baseball America*. The team was selected by major league scouting directors. Saunders was a second-team All-BIG EAST pick last season when he posted a 9-3 record and 3.48 earned run average. The 6-3 left-hander was a freshman All-America selection and a first-team All-Atlantic 10 Conference pick in 2000 when he went 9-2 with a 3.92 ERA. Saunders is coming off a good summer performance

in the Cape Code League where he finished with a 4-3 record, a 1.02 ERA and allowed just 32 hits in 53 innings. Saunders struck out 61 batters and walked just 11. He started the league's all-star game and pitched two shutout innings. Peter Gammons picked Saunders as the third-best pitcher in the league as a result of his performances.

Bush Nears Mark


Senior right-hander Jason Bush needs just four more pitching victories to become the Hokies' all-time leader in wins. Bush enters the season tied for fourth in pitching victories with 25. Brian Fitzgerald (1993-96) holds the Tech career mark with 28.

Leading Returnees

The Hokies return four of their top six hitters from 2001, along with three of their top four starting pitchers. Back from last year's team is leading hitter John West (.357). Also returning are Chris Hutchison (.320), Marc Tugwell (.301) and Brad Bauder (.295), who ranked third, fifth and sixth, respectively, in batting a year ago. Ian Ostlund (8-5; 4.17) is the only loss from the pitching rotation. Back are Saunders (9-3; 3.48), Chip Runyon (3-5; 3.73) and Jason Bush (5-5; 5.01).

Back at the Hot Corner

John West has returned to third base where he started every game as a freshman in 1999. West has been a starter at first base the past two seasons. Chris Winterfeldt, who missed last season while recovering from elbow surgery, and David



Jason Bush

McDonald, a true freshman, are the leaders for the first base duties. The two players could platoon early in the season, with left-hand hitter Winterfeldt starting against right-handed pitchers and McDonald, a right-hand hitter, starting versus left-handers.

The Lineup Card

The Hokies used a different batting order in 21 consecutive games last season before using one of the combinations for a second time. During the regular season, Tech used 46 different batting orders in 54 games. Outfielder Chris Hutchison started at least one game in every spot in the batting order except the No. 9 slot.

Back on Track

John West was Tech's comeback kid in 2001. After batting .307 with 51 runs batted in as a freshman in 1999, West saw his numbers fall to .235 with 15 RBIs during his sophomore season in 2000. During the 2001 season, West made

another dramatic turnaround, leading the team with a .357 average and driving in 42 runs.

North to Alaska

Junior second baseman Marc Tugwell was named to the all-star team for his play in the Alaska League over the summer. Using wooden bats, Tugwell batted .297 with three homers and 23 RBIs for the Alaska Goldpanners based in Fairbanks. Tech outfielder Brad Bauder also played in the Alaska League, batting .237 with a home run and 12 RBIs.

Pickoff Artist

Lefty Pat Pinkman only pitched 19 innings for the Hokies last season, but still managed to lead the team in pickoffs with seven. No surprise there. After just two seasons at Tech, Pinkman already held Tech's season (19) and career (29) marks for pickoffs. He now has 36 for his career. Pinkman won 16 games as a starter during his first two seasons (1998-99) before missing the entire 2000 season.

BIG EAST Championship Schedule

The BIG EAST Baseball Championship enters its 18th year in 2002. The championship has been the breeding ground of several major league baseball stars, including New York Mets slugger Mo Vaughn and St. Louis Cardinals pitching ace Matt Morris. St. John's has captured the most titles with five. Last year, Seton Hall won the championship with a 5-2 victory over Virginia Tech. The winner of the tournament will receive the league's automatic bid to the NCAA Championship. The BIG EAST has sent three teams to the NCAAs each of the last three seasons. The BIG EAST Championship is held at Commerce Bank Park in Bridgewater, N.J.

The event will take place one week later this season with the schedule as follows:

Thursday, May 23

Game 1 No. 1 seed vs. No. 4 seed (3:30 p.m.)
Game 2 No. 2 seed vs. No. 3 seed (7:00 p.m.)


Friday, May 24

Game 3 Loser Game 1 vs. Loser Game 2 (noon)
Game 4 Winner Game 1 vs. Winner Game 2 (3:30 p.m.)
Game 5 Winner Game 3 vs. Loser Game 4 (7:00 p.m.)

Saturday, May 25

Game 6 Winner Game 4 vs. Winner Game 5 (3:30 p.m.)
Game 7 Same teams as Game 6, if necessary (7:00 p.m.)

For ticket information call (908) 252-0700.



Marc Tugwell

2002 Outlook

Experienced Tech Team Looks To Improve Offense

John West

Virginia Tech baseball coach Chuck Hartman is well aware of the old adage that pitching and defense win games. But Hartman also knows that it is offense that will hold the key to his team's hopes for improvement in 2002.

Hartman's Hokies enter their second year of baseball competition in the BIG EAST Conference looking for improved consistency at the plate and more run production.

"They say pitching and defense win, and if that's the case, I think we're going to be in good shape," Hartman says. "The one thing we're concerned about is our offense."

Last year, in its first BIG EAST season, Tech was good enough to beat highly-ranked, conference champion Notre Dame four times and to advance to the finals of the league tournament. Unfortunately for the Hokies, many of their brightest moments were overshadowed by a disappointing 29-28-1 overall record, which was

brought on in large part by their lowest run output since 1979.

"In order to improve offensively, we've got to do a lot of little things," Hartman acknowledges. "We've got to advance base runners. We've got to hit better in certain situations. And we definitely have to cut down on our strikeouts and force the other team to make plays. We have to manufacture a few runs here and there, which we weren't very successful at last year."

Tech lacked offensive consistency in 2001, but after watching his team during fall practice and individual workouts, Hartman feels the Hokies are on the right track for the 2002 season.

"From what I've seen, I think we have corrected some things," the Tech skipper says. "I think Coach (Jon) Hartness has done a good job with the hitters. I believe we're going to make more contact, and hopefully, we will be better situational hitters."

Hartman will be counting on a nucleus of veteran

players in the field and on the pitching staff to help get the Hokies back on track.

The team's strong points figure to be its defense and a pitching staff with improved depth. Tech returns six starters to its everyday lineup and four pitchers who have combined for 117 starts and 69 wins.

One of the real positives of fall practice was the play of the infield, where the Hokies had to make some moves to replace third baseman Addison Bowman, Tech's all-time leader in at bats, hits and doubles. With Bowman's departure, Hartman moved senior John West from first base to third, where he started as a freshman, and used junior left-handed hitter Chris Winterfeldt and freshman right-handed hitter David McDonald in a platoon system at first. The new combination worked well with veteran middle infielders Spencer Harris and Marc Tugwell, who have anchored the Tech defense the past two seasons at shortstop

and second base, respectively.

"I thought the adjustments that John West, Chris Winterfeldt and David McDonald made were some of the biggest positives of the fall," Hartman says. "Both Winterfeldt and McDonald got better and better as defensive first basemen as the fall went along. And John West looked like he had never been moved from third base to first. He didn't miss a beat, he just picked it right up."

West will be a key figure for the Hokies offensively, as well as defensively. The 6-3, 210-pound right-handed hitter led Tech in batting last year with a .357 average and was second on the team in RBIs with 42. He will be counted on to match or improve those numbers this year.

Winterfeldt and McDonald are both new to first base. Winterfeldt saw action in 39 games for Tech in 2000, mainly as an outfielder. He batted .294 with 18 RBIs that year, but missed the entire 2001 season while recovering from elbow surgery.

McDonald, meanwhile, is a true freshman who was mainly a third baseman for highly-successful Chaparral High School in Scottsdale, Ariz.

Harris and Tugwell form one of the best middle infield tandems in school history. The duo has been instrumental in the Hokies turning 129 double plays over the past two seasons, including a school-record 66 in 2000. Harris, the preseason All-BIG EAST shortstop, fielded .929 last season. He carried a .330 batting average in conference games and a .267 mark overall. Tugwell, whose .980 fielding mark in 2001 was the best for a Tech second baseman in Hartman's 23 seasons, batted .301 with four home runs and 24 RBIs. Both players gained valuable additional experience over the summer with Harris playing in the Cape Cod League and Tugwell playing in the Alaska League.

Tugwell will also serve as the top back up at third base. The Hokies will call on freshmen Jeff Monaco and Tom Blaszak to provide depth at short and second base.

Tech enjoys its best depth at catcher, despite the loss of four-year letterman Kevin Bice, who started 70 games behind the plate over his last two seasons. Junior Jed English, senior Brian

Copeland and freshman Wyatt Toregas all bring pluses to the position in 2002. Another freshman, David Londrey, will also contribute at the position as the bullpen catcher.

English has started 49 games at catcher and 41 as the designated hitter during his first two collegiate seasons. He brings a good arm and experience to the position and will be counted on at the plate, where he has already produced 77 career RBIs.

Copeland rates as the best defensive receiver of the group and does an excellent job framing pitches. He is an outstanding team player who has worked hard to improve his skills. He also has the ability to help the Hokies with his bat and could open the season sharing the starting duties with English.

Newcomer Toregas has a strong arm and throws the best among the catchers. He also possesses outstanding offensive potential, which could land him a job as the designated hitter until he gains more experience working with Tech's pitchers.

"With Jed, Cope and Wyatt, I don't think we lose a beat with any of those three behind the plate," Hartman says.

"Each player

brings different strengths to the position and we have three pretty good bats there. I think this is our deepest position."

The unexpected departure of junior left fielder Ryan Murphy has left the Hokies in need of some depth in the outfield. Murphy, who decided not to return to school for the second semester, started 43 games last season and batted .309. To fill the void, the Hokies moved freshmen Chris Stanton and Matt Kalish to the position for preseason practice. It's also possible that Brian Copeland could get a look at the position because of Tech's depth at catcher. Stanton, who impressed Tech's coaches with a great fall showing as an infielder, has excellent speed, good offensive skills and a strong arm. Kalish, who was slated for backup duties in right field, possesses solid defensive skills and has shown promise at the plate.

The Hokies' other starting outfield positions are set with senior Chris Hutchison returning in right field and junior Brad Bauder back in center. Hutchison, who has started at all three outfield positions during his Tech career, hit .320 with four home runs and 25 RBIs last season.

He will be looked to for added

production in all three areas this spring. Bauder, a .295 hitter who contributed 38 RBIs last season, is also being counted on to help lift Tech's offensive fortunes, as well as provide steady defense.

While the Hokies are a little short-handed when it comes to depth in the outfield, they have more than their share of good arms on the pitching staff. Fourteen of the Hokies' 29 players are pitchers. The only regulars who do not return are starter Ian Ostlund (8-5; 4.17 ERA) and reliever Anthony Miller (2-4; 5.45 ERA; 4 saves). Miller finished his Tech career as the Hokies' all-time leader in pitching appearances with 98.

"Our pitching is deeper, which in turn is going to make us a lot better during the middle of the week in the non-conference games," Hartman says. "And we have shored up our bullpen."

Junior Joe Saunders headlines the Hokies' starting rotation, along with seniors Jason Bush, Chip Runyon and Pat Pinkman. Saunders, coming off back-to-back nine-win seasons and a highly-successful stint in the Cape Cod League, was selected second-team on *Baseball America's* Preseason All-America Team selected by major league scouting directors. The 6-3 left-hander posted a 9-3 record and 3.48 earned run average in 2001, pitching 116.1 innings and registering five complete games. He is capable of beating any opponent on a given day.

"After his performance in the Cape Cod League, Joe has to be looking forward to a big year," Hartman says. "And I believe he will have one. He throws strikes and he's a fierce competitor. That's a pretty tough combination with his arm."

Bush suffered through a hard-luck 5-5 season in 2001 but has also proven his ability to win big games. The 6-3 right-hander held fourth-ranked

Continued on following page



Spencer Harris

2002 Outlook

Continued from page 7


Notre Dame to seven hits during a 5-2 complete game win during the BIG EAST Championships. Bush enters his senior season with 25 career wins, just four shy of a new school record.

Runyon, a versatile right-hander who can fill a variety of roles, is slated to be the Hokies' No. 3 starter. He throws three above-average pitches and has gotten better every year he has been at Tech.

Hartman is hoping Pinkman can also hold down a starting spot. The talented lefty won a total of 16 games during the 1998 and '99 seasons before sitting out the entire 2000 season. He returned last year but was

slowed by nagging injuries and worked just 19 innings. He showed signs of regaining some of his early form during the late stages of fall practices.

A group of newcomers is expected to challenge the Hokies' established pitchers for some starting time and will likely form the heart of Tech's middle-relief corps. The group is led by freshman right-hander Brett Cory and includes three other right-handers — freshmen Jeff Landing and Jimmy Gulden and sophomore Josh Biber. Cory was held out of action during the Hokies' early fall team practice after suffering a sprained elbow over the summer. He was cleared for individual workouts and impressed the coaches with



Joe Saunders

his poise and ability to throw strikes. Landing, Gulden and Biber all have good arms, but Biber is the only one with any prior collegiate experience.

"From what I've seen, Brett Cory is going to push somebody," Hartman says. "He's shown good location and velocity, plus the ability to throw four pitches for strikes."

Another potential starter is junior left-hander Seth Bandy, who missed the last half of the 2001 season after injuring his left shoulder. Bandy underwent shoulder surgery in June and did not pitch in the fall. His status will be determined by his progress during the preseason.

The Hokies' short relief duties are expected to go to junior right-hander Matt Dalton who changed to a submarine delivery during the fall. His sinking fastball and eagerness to succeed could make him an ideal closer. Dalton saw brief action in five games during the 2001 season.

Returning junior right-hander Mike Crisci could become an excellent setup man for Dalton if he gains

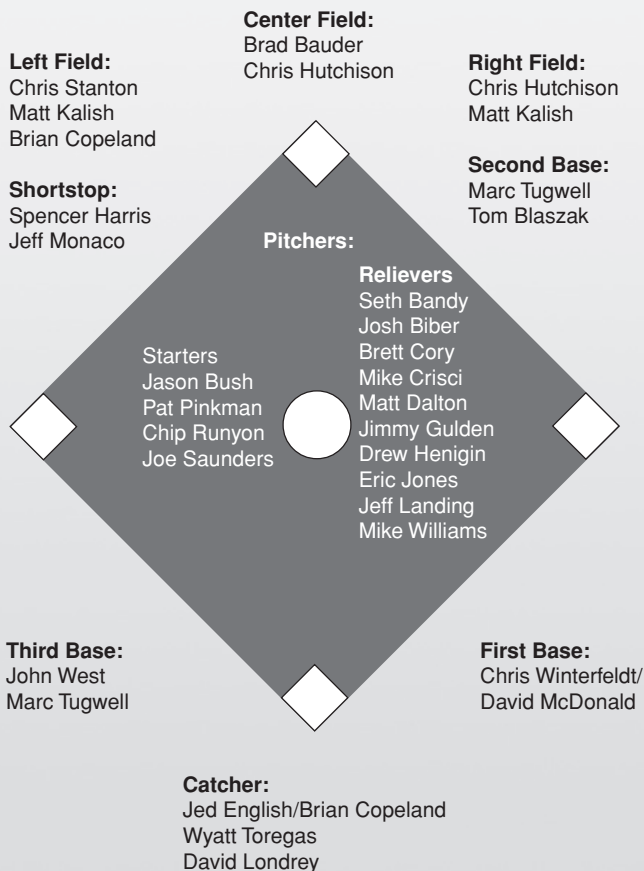
command of his pitches. The Hokies may also look to freshmen right-handers Mike Williams, Drew Henigin and Eric Jones for help out of the bullpen.

"I think our bullpen is going to be solid," Hartman says. "I feel like we have some guys who can pitch late in the ballgame and be pretty good at it. Matt Dalton could be a real sleeper for us."

Hartman and company should find the schedule friendlier than a year ago thanks to 31 home games. The Hokies should also benefit from a better familiarity with their new conference and its teams. The Hokies' skipper is hoping that those factors, combined with the team's improved defense and pitching depth, will ensure a successful season ... but he knows the bottom line.

"If we score runs," he says, "I think it is going to be a pretty exciting year."

Preseason Depth Chart



2002 Virginia Tech Roster

No.	Name (vl)	Cl.	B/T	Pos.	Ht.	Wt.	B'date	Hometown	High School
3	Spencer Harris**	Jr.	R/R	INF	6-1	190	11/23/80	Louisa, Ky.	Lawrence Co.
4	Jimmy Gulden	r-Fr.	R/R	P	6-2	185	3/24/82	Lewisburg, Pa.	Lewisburg Area
5	Tom Blaszak	Fr.	R/R	INF	5-7	142	9/20/83	Blacksburg, Va.	Blacksburg
7	Marc Tugwell**	Jr.	R/R	INF	6-0	190	4/16/81	Springfield, Va.	West Springfield
8	Joe Saunders**	Jr.	L/L	P	6-3	195	6/16/81	Springfield, Va.	West Springfield
9	Brett Cory	Fr.	R/R	P	6-2	205	3/27/83	Midlothian, Va.	Midlothian
10	Jason Bush***	Sr.	R/R	P	6-3	200	5/19/80	Richmond, Va.	Freeman
11	Drew Henigin	r-Fr.	R/R	P	6-2	190	8/3/81	Wexford, Pa.	North Allegheny
12	Jed English**	Jr.	R/R	C	5-10	205	1/26/81	Alexandria, Va.	West Potomac
13	Seth Bandy**	Jr.	R/L	P	6-0	185	5/21/81	Pembroke, Va.	Giles
14	Matt Kalish	Fr.	L/L	OF	6-0	170	9/21/82	Miami, Fla.	Killian
15	Chip Runyon***	Sr.	R/R	P	6-2	195	9/27/80	Suffolk, Va.	Greenbrier Christian
16	Brian Copeland**	r-Sr.	R/R	C	5-10	190	4/21/79	Richmond, Va.	Mills Godwin
17	Jeff Landing	Fr.	R/R	P	6-3	175	7/31/83	Jamestown, N.C.	Southwest Guilford
18	Brad Bauder**	Jr.	R/R	OF	6-0	195	9/9/81	Ashburn, Va.	Broad Run
19	Chris Winterfeldt*	r-Jr.	L/L	INF	6-1	185	6/29/80	Lynchburg, Va.	Jefferson Forest
20	David Londrey	Fr.	R/R	C	6-4	211	10/4/82	Richmond, Va.	Douglas Freeman
21	Pat Pinkman***	r-Sr.	L/L	P	6-0	185	9/24/79	Reston, Va.	South Lakes
23	Mike Crisci*	r-Jr.	R/R	P	5-10	180	3/4/80	Springfield, Va.	West Springfield
24	Chris Hutchison***	r-Sr.	L/L	OF	6-1	180	2/12/79	Newport, Va.	Giles
25	John West***	Sr.	R/R	INF	6-3	210	3/9/80	Thurmont, Md.	Catoctin
26	Josh Biber	So.	R/R	P	6-4	210	12/11/81	Succasunna, N.J.	Roxbury
27	Chris Stanton	Fr.	R/R	OF/INF	6-2	175	4/4/83	Centreville, Va.	Centreville
28	Jeff Monaco	Fr.	R/R	INF	5-11	172	9/12/83	Matthews, N.C.	Unionville (Pa.)
32	Eric Jones	Fr.	R/R	P	6-2	185	11/18/82	Roanoke, Va.	Cave Spring
33	Matt Dalton	r-Jr.	R/R	P	6-4	200	9/21/79	Monroeville, Pa.	Gateway
34	David McDonald	Fr.	R/R	INF	6-2	205	9/20/82	Phoenix, Ariz.	Chaparral
35	Wyatt Toregas	Fr.	R/R	C	5-11	190	12/2/82	Ashburn, Va.	South Lakes
36	Mike Williams	r-Fr.	R/R	P	6-0	185	10/18/81	Baltimore, Md.	Towson

* - varsity letters; r- redshirt

Head Coach: 1 Chuck Hartman (UNC, '57)
Assistants: 6 Jay Phillips (Virginia Tech, '82)
 30 Jon Hartness (Virginia Tech, '87)
Student Coach: Kevin Bice
Athletic Trainer: Jimmy Lawrence (Emory & Henry, '79)
Co-Captains: 15 Chip Runyon, 16 Brian Copeland

Roster Breakdown

By State

Virginia	18
Pennsylvania	3
Maryland	2
North Carolina	2
New Jersey, Florida, Arizona, Kentucky	1

By Class

Seniors	6
Juniors	9
Sophomores	1
Freshmen	13

Pronunciation Guide

Brad BAUDER	BAWD-er
Josh BIBER	BYE-ber
Tom BLASZAK	blay-ZAK
Mike CRISCI	cree-SHE
Jimmy GULDEN	GHOUL-den
Drew HENIGIN	HEN-i-gen
Chris HUTCHISON	HUTCH-uh-son (not hutch-IN-son)
Matt KALISH	KAY-lish
Wyatt TOREGAS	Tore-A-gus

2001 Game-by-Game Results

Record: 29-28-1

Home: 15-7

Away: 8-15-1

Neutral: 6-6

BIG EAST: 14-11-1

Date	Opponent	Score	r-h-e	r-h-e	Innings	Overall	BIG EAST	Pitcher of Record
Feb. 16, 2001	at Campbell	W 5-4	5-18-0	4-10-1	9	1-0-0	0-0-0	Bush (W, 1-0)
Feb. 17, 2001	at Campbell	3-10 L	3-9-0	10-13-1	9	1-1-0	0-0-0	Saunders (L, 0-1)
Feb. 20, 2001	at Liberty	1-11 L	1-4-3	11-13-1	9	1-2-0	0-0-0	Ostlund (L, 0-1)
Feb. 24, 2001	at Wake Forest	1-3 L	1-5-1	3-6-1	9	1-3-0	0-0-0	Bush (L, 1-1)
Feb. 27, 2001	OLD DOMINION	W 5-2	5-11-2	2-5-1	9	2-3-0	0-0-0	Saunders (W, 1-1)
Feb. 28, 2001	OLD DOMINION	W 6-5	6-12-2	5-13-0	9	3-3-0	0-0-0	Ostlund (W, 1-1)
† Mar. 5, 2001	vs. Long Island	W 7-0	7-16-0	0-1-0	9	4-3-0	0-0-0	Bush (W, 2-1)
† Mar. 6, 2001	vs. Rollins	5-8 L	5-7-2	8-9-0	9	4-4-0	0-0-0	Saunders (L, 1-2)
† Mar. 7, 2001	vs. Central Michigan	9-10 L	9-12-2	10-14-2	9	4-5-0	0-0-0	Miller (L, 0-1)
† Mar. 8, 2001	vs. Long Island	W 11-0	11-16-1	0-3-2	9	5-5-0	0-0-0	Ostlund (W, 2-1)
† Mar. 10, 2001	at Rollins	3-5 L	3-5-1	5-11-1	9	5-6-0	0-0-0	Bush (L, 2-2)
† Mar. 10, 2001	vs. Central Michigan	5-6 L	5-9-2	6-8-1	11	5-7-0	0-0-0	Miller (L, 0-2)
Mar. 12, 2001	RICHMOND	W 5-4	5-7-2	4-11-2	9	6-7-0	0-0-0	Peters (W, 1-0)
Mar. 13, 2001	at Radford	W 18-0	18-14-0	0-4-4	7	7-7-0	0-0-0	Ostlund (W, 3-1)
Mar. 14, 2001	HIGH POINT	7-10 L	7-13-1	10-11-1	9	7-8-0	0-0-0	Bandy (L, 0-1)
* Mar. 18, 2001	BOSTON COLLEGE	W 10-4	10-14-1	4-10-0	7	8-8-0	1-0-0	Bush (W, 3-2)
* Mar. 18, 2001	BOSTON COLLEGE	W 4-3	4-11-1	3-9-3	9	9-8-0	2-0-0	Saunders (W, 2-2)
* Mar. 19, 2001	BOSTON COLLEGE	W 13-5	13-14-0	5-11-2	9	10-8-0	3-0-0	Ostlund (W, 4-1)
* Mar. 23, 2001	ST. JOHN'S	1-2 L	1-3-0	2-8-1	7	10-9-0	3-1-0	Bush (L, 3-3)
* Mar. 23, 2001	ST. JOHN'S	W 19-6	19-20-2	6-10-2	9	11-9-0	4-1-0	Saunders (W, 3-2)
* Mar. 25, 2001	NOTRE DAME	W 3-2	3-6-2	2-7-1	7	12-9-0	5-1-0	Runyon (W, 1-0)
* Mar. 25, 2001	NOTRE DAME	W 9-8	9-19-1	8-16-0	9	13-9-0	6-1-0	Saunders (W, 4-2)
Mar. 27, 2001	at Virginia Commonwealth	2-3 L	2-7-2	3-12-3	11	13-10-0	6-1-0	Pinkman (L, 0-1)
Mar. 28, 2001	at Richmond	0-7 L	0-5-1	7-9-4	9	13-11-0	6-1-0	Bush (L, 3-4)
* Mar. 31, 2001	at Connecticut	2-3 L	2-6-3	3-9-2	8	13-12-0	6-2-0	Runyon (L, 1-1)
* Mar. 31, 2001	at Connecticut	W 3-2	3-8-0	2-8-0	9	14-12-0	7-2-0	Miller (W, 1-2)
* Apr. 1, 2001	at Connecticut	6-7 L	6-10-0	7-15-1	9	14-13-0	7-3-0	Runyon (L, 1-2)
Apr. 4, 2001	VMI	W 7-3	7-8-2	3-12-4	9	15-13-0	7-3-0	Crisci (W, 1-0)
* Apr. 7, 2001	VILLANOVA	W 8-2	8-9-0	2-4-0	7	16-13-0	8-3-0	Saunders (W, 5-2)
* Apr. 7, 2001	VILLANOVA	3-8 L	3-6-2	8-12-1	9	16-14-0	8-4-0	Ostlund (L, 4-2)
* Apr. 8, 2001	VILLANOVA	9-10 L	9-16-1	10-16-0	9	16-15-0	8-5-0	Miller (L, 1-3)
Apr. 10, 2001	WAKE FOREST	9-18 L	9-12-2	18-14-0	9	16-16-0	8-5-0	Peters (L, 1-1)
Apr. 11, 2001	at Virginia	4-7 L	4-12-0	7-13-2	9	16-17-0	8-5-0	Biber (L, 0-1)
* Apr. 13, 2001	at Rutgers	3-11 L	3-6-2	11-15-1	7	16-18-0	8-6-0	Bush (L, 3-5)
* Apr. 13, 2001	at Rutgers	W 14-7	14-15-4	7-14-1	9	17-18-0	9-6-0	Ostlund (W, 5-2)
* Apr. 14, 2001	at Seton Hall	1-13 L	1-4-2	13-12-1	7	17-19-0	9-7-0	Pinkman (L, 0-2)
* Apr. 14, 2001	at Seton Hall	7-7 T	7-15-2	7-17-3	12	17-19-1	9-7-1	None
Apr. 16, 2001	at High Point	W 5-4	5-10-1	4-7-1	10	18-19-1	9-7-1	Miller (W, 2-3)
Apr. 18, 2001	VIRGINIA	3-9 L	3-9-0	9-16-0	9	18-20-1	9-7-1	Ostlund (L, 5-3)
* Apr. 20, 2001	at West Virginia	W 14-4	14-17-1	4-13-4	9	19-20-1	10-7-1	Saunders (W, 6-2)
* Apr. 21, 2001	at West Virginia	5-6 L	5-11-0	6-13-2	9	19-21-1	10-8-1	Miller (L, 2-4)
* Apr. 22, 2001	at West Virginia	5-7 L	5-7-1	7-15-2	9	19-22-1	10-9-1	Runyon (L, 1-3)
+ Apr. 24, 2001	vs. Tennessee	4-7 L	4-9-2	7-13-1	9	19-23-1	10-9-1	Ostlund (L, 5-4)
Apr. 26, 2001	at Radford	W 5-4	5-12-2	4-10-0	12	20-23-1	10-9-1	Runyon (W, 2-3)
* Apr. 28, 2001	GEORGETOWN	W 14-5	14-16-1	5-9-0	7	21-23-1	11-9-1	Bush (W, 4-5)
* Apr. 28, 2001	GEORGETOWN	W 10-6	10-12-3	6-11-3	9	22-23-1	12-9-1	Saunders (W, 7-2)
* Apr. 29, 2001	GEORGETOWN	W 7-3	7-12-3	3-9-2	9	23-23-1	13-9-1	Ostlund (W, 6-4)
Δ May 1, 2001	vs. Virginia	W 6-1	6-13-0	1-6-3	9	24-23-1	13-9-1	Runyon (W, 3-3)
May 2, 2001	LIBERTY	W 8-5	8-10-3	5-10-2	9	25-23-1	13-9-1	Saunders (W, 8-2)
§ May 9, 2001	vs. Radford	W 5-2	5-10-0	2-12-0	9	26-23-1	13-9-1	Ostlund (W, 7-4)
May 10, 2001	VA. COMMONWEALTH	3-7 L	3-8-2	7-8-1	9	26-24-1	13-9-1	Rudolph (L, 0-1)
* May 12, 2001	at Pittsburgh	1-4 L	1-5-2	4-9-0	7	26-25-1	13-10-1	Runyon (L, 3-4)
* May 12, 2001	at Pittsburgh	1-4 L	1-8-1	4-9-2	9	26-26-1	13-11-1	Saunders (L, 8-3)
* May 13, 2001	at Pittsburgh	W 5-3	5-10-0	3-11-0	9	27-26-1	14-11-1	Ostlund (W, 8-4)
‡ May 17, 2001	vs. Notre Dame	W 4-3	4-10-2	3-8-0	9	28-26-1	14-11-1	Saunders (W, 9-3)
‡ May 18, 2001	vs. Seton Hall	0-5 L	0-6-2	5-8-1	9	28-27-1	14-11-1	Ostlund (L, 8-5)
‡ May 18, 2001	vs. Notre Dame	W 5-2	5-10-0	2-7-0	9	29-27-1	14-11-1	Bush (W, 5-5)
‡ May 19, 2001	vs. Seton Hall	2-5 L	2-8-2	5-15-0	9	29-28-1	14-11-1	Runyon (L, 3-5)

*Conference game

†Winter Park, Fla.

+Kingsport, Tenn.

ΔSalem, Va.

§Pulaski, Va.

‡BIG EAST Championship, Bridgewater, N.J.

2001 Statistics

Batting

Player	AVG	GP	GS	AB	R	H	2B	3B	HR	RBI	TB	SLG%	BB	HBP	SO	GDP	OB%	SF	SH	SB	SBA
John West	.357	56	56	210	38	75	12	4	7	42	116	.552	20	1	43	7	.410	3	3	9	15
Addison Bowman	.336	58	58	220	41	74	16	0	7	48	111	.505	25	5	30	6	.409	4	1	4	9
Chris Hutchison	.320	55	54	203	47	65	14	3	4	25	97	.478	24	2	31	2	.396	1	3	7	14
Ryan Murphy	.309	48	43	181	27	56	12	3	2	23	80	.442	9	4	31	1	.352	2	3	8	11
Marc Tugwell	.301	57	53	196	27	59	10	0	4	24	81	.413	9	7	28	5	.352	1	3	1	1
Brad Bauder	.295	54	52	207	36	61	12	3	4	38	91	.440	23	5	40	5	.376	2	1	6	9
Kevin Bice	.284	55	50	197	27	56	15	2	4	28	87	.442	7	3	38	2	.317	1	0	0	0
Christian Simmers	.284	48	45	169	34	48	11	3	1	23	68	.402	28	2	26	7	.386	3	2	7	12
Jed English	.281	49	48	160	22	45	9	0	4	32	66	.412	20	7	31	4	.379	3	4	0	0
Spencer Harris	.267	57	57	191	31	51	10	0	2	22	67	.351	18	0	33	4	.327	2	3	10	13
Pat Pinkman	.235	11	4	17	4	4	0	0	0	1	4	.235	3	0	5	1	.333	1	1	0	0
Brian Copeland	.176	18	2	17	1	3	1	0	0	3	4	.235	5	1	3	0	.391	0	1	0	0
Josh Powell	.000	20	0	7	3	0	0	0	0	0	0	.000	0	0	0	0	.000	0	0	1	1
Taylor Croy	.000	8	0	5	1	0	0	0	0	0	0	.000	1	0	3	0	.167	0	0	1	1
Derek Cimler	.000	3	0	3	0	0	0	0	0	0	0	.000	0	0	1	0	.000	0	0	0	0
Chip Runyon	.000	1	0	1	0	0	0	0	0	0	0	.000	0	0	0	0	.000	0	0	0	0
Damon Peters	.000	3	0	0	1	0	0	0	0	0	0	.000	0	0	0	0	.000	0	0	1	1
Totals	.301	58	58	1984	340	597	122	18	39	309	872	.440	192	37	343	44	.369	23	25	55	87
Opponents	.306	58	58	1972	312	604	106	12	50	282	884	.448	171	38	338	57	.370	19	43	59	92

LOB - Team (432), Opp (436).

DPs turned - Team (63), Opp (55).

CI - Team (2), English 1, Bice 1, Opp (2).

IBB - Team (7), West 2, Simmers 1, Tugwell 1, Bowman 1, Murphy 1, Hutchison 1, Opp (11).

Picked off - Hutchison 4, Murphy 2, Simmers 1, Bowman 1, West 1, Bauder 1.

Brad Bauder slides into second with a stolen base.



Pitching

Player	ERA	W	L	APP	GS	CG	SHO/CBO	SV	IP	H	R	ER	BB	SO	HR	AB	B/Avg	WP	HBP	BK	
Joe Saunders	3.48	9	3	17	14	5	0	0	116.1	121	56	45	40	87	6	440	.275	5	7	1	
Josh Biber	3.60	0	1	8	1	0	0	1	15.0	19	6	6	3	6	0	58	.328	0	2	0	
Chip Runyon	3.73	3	5	20	8	2	0	0	72.1	96	36	30	20	55	4	288	.333	7	5	0	
Ian Ostlund	4.17	8	5	19	15	1	1	1	101.1	126	58	47	15	60	17	416	.303	1	1	1	
Pat Pinkman	4.26	0	2	13	1	0	0	0	19.0	23	10	9	7	10	1	70	.329	1	5	0	
Jason Bush	5.01	5	5	14	13	3	1	0	82.2	93	47	46	27	49	7	329	.283	4	2	2	
Anthony Miller	5.45	2	4	31	0	0	0	0	38.0	47	26	23	15	35	7	151	.311	5	0	0	
Damon Peters	8.38	1	1	7	1	0	0	0	9.2	10	9	9	10	7	2	35	.286	2	2	1	
Seth Bandy	9.00	0	1	9	2	0	0	0	16.0	27	20	16	11	10	1	68	.397	1	2	1	
Matt Dalton	9.82	0	0	6	0	0	0	0	7.1	11	10	8	3	4	1	31	.355	2	4	0	
Mike Crisci	10.64	1	0	10	0	0	0	0	11.0	11	16	13	14	13	1	38	.289	1	5	0	
Rudy Rudolph	13.94	0	1	5	3	0	0	1	10.1	20	18	16	6	2	3	48	.417	3	3	1	
Totals	4.83	29	28	58	58	11	3	1	9	499.0	604	312	268	171	338	50	1972	.306	32	38	7
Opponents	5.34	28	29	58	58	12	2	1	6	497.0	597	340	295	192	343	39	1984	.301	40	37	9


PB - Team (6), Bice 3, Copeland 2, English 1, Opp (10). **Pickoffs** - Team (20), Pinkman 7, Saunders 4, Bandy 4, Peters 2, Runyon 1, Bush 1, Ostlund 1, Opp (10). **SBA/ATT** - Bice (32-43), English (26-32), Bush (18-20), Saunders (6-15), Runyon (10-13), Miller (8-10), Ostlund (5-9), Bandy (3-7), Pinkman (1-5), Biber (1-4), Rudolph (4-4), Crisci (3-3), Peters (0-2), Copeland (1-1).

2001 Statistics

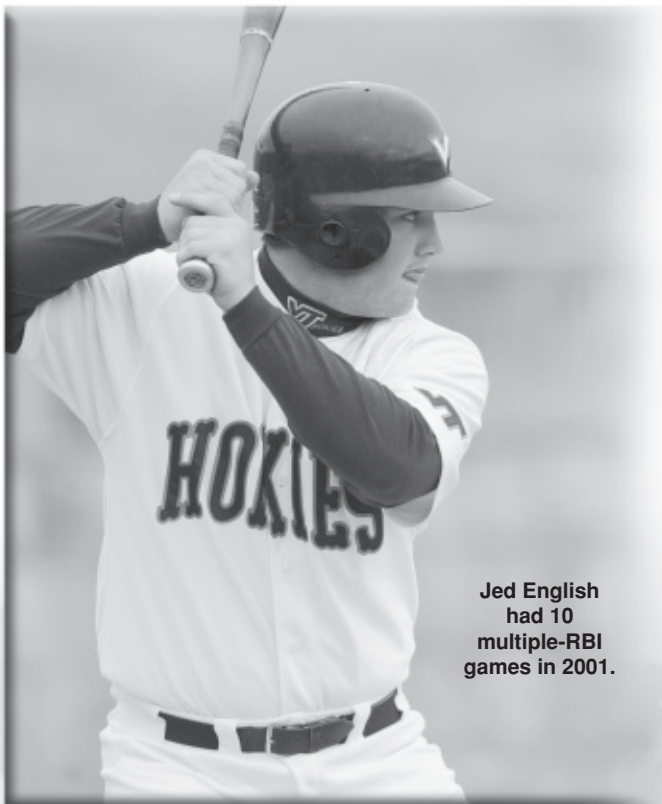
Fielding

(Sorted by fielding percentage)

Player	C	PO	A	E	FLD%	DPS
Joe Saunders	27	5	22	0	1.000	3
Chip Runyon	25	5	20	0	1.000	3
Ian Ostlund	24	3	21	0	1.000	2
Pat Pinkman	18	7	11	0	1.000	0
Anthony Miller	13	2	11	0	1.000	0
Damon Peters	3	1	2	0	1.000	0
Taylor Croy	1	1	0	0	1.000	0
John West	523	480	36	7	.987	60
Kevin Bice	210	181	25	4	.981	1
Marc Tugwell	307	141	160	6	.980	46
Ryan Murphy	89	80	7	2	.978	0
Chris Hutchison	124	116	5	3	.976	0
Brad Bauder	120	116	1	3	.975	0
Jed English	166	147	14	5	.970	0
Christian Simmers	79	61	15	3	.962	4
Brian Copeland	23	21	1	1	.957	0
Spencer Harris	255	78	159	18	.929	36
Jason Bush	14	7	6	1	.929	0
Seth Bandy	11	3	7	1	.909	0
Josh Powell	11	2	8	1	.909	1
Addison Bowman	177	36	122	19	.893	16
Mike Crisci	5	2	2	1	.800	0
Rudy Rudolph	3	1	1	1	.667	0
Josh Biber	3	1	1	1	.667	0
Matt Dalton	0	0	0	0	.000	0
Derek Cimler	0	0	0	0	.000	0
Totals	2231	1497	657	77	.965	63
Opponents	2181	1491	616	74	.966	55



Chris Hutchison lays down a bunt.



Jed English had 10 multiple-RBI games in 2001.

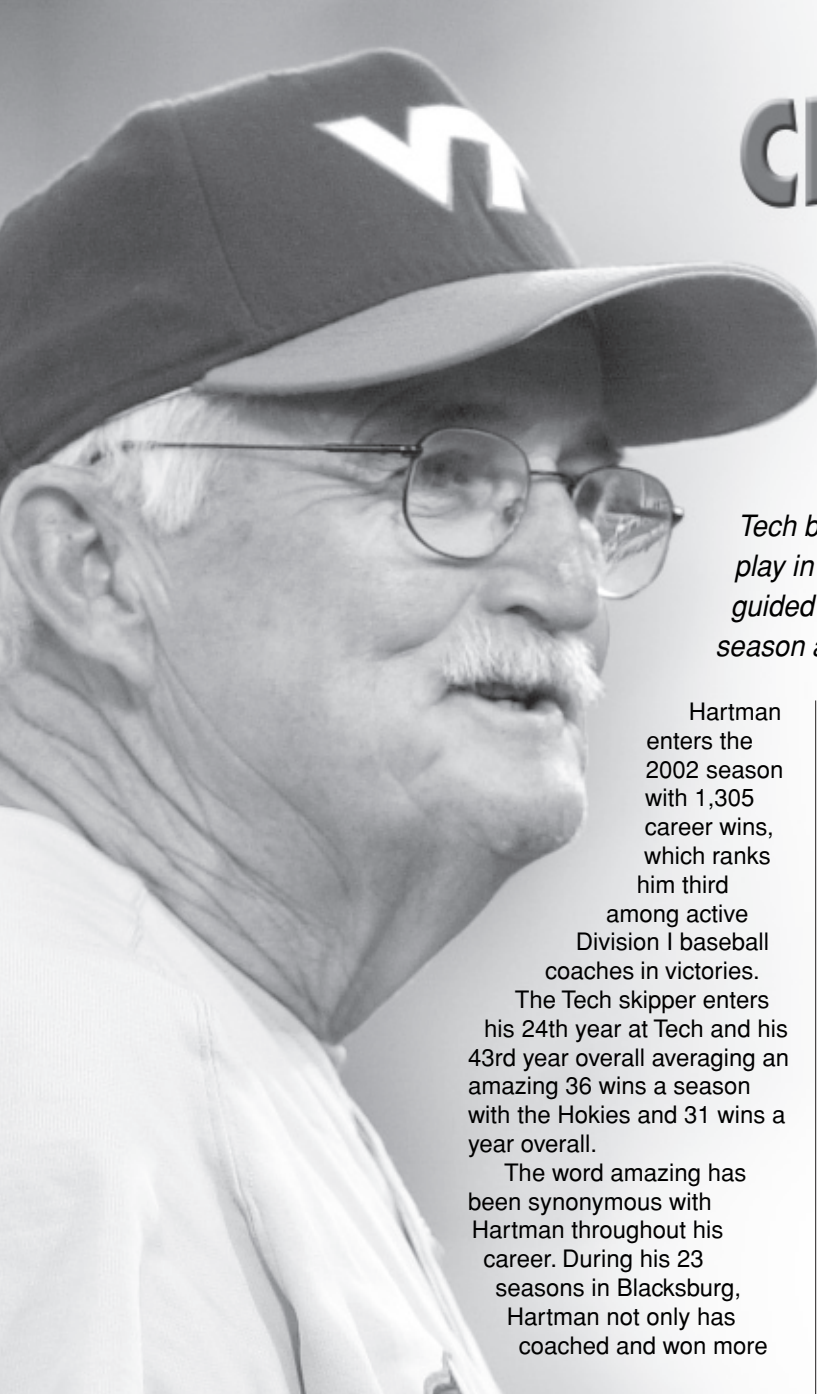
Miscellaneous

MULTIPLE-HIT GAMES	2	3	4	5+	Tot
John West	16	8	1	-	25
Addison Bowman	18	3	2	-	23
Brad Bauder	12	5	1	-	18
Chris Hutchison	10	6	1	-	17
Marc Tugwell	10	6	-	-	16
Kevin Bice	8	6	1	-	15
Ryan Murphy	11	4	-	-	15
Christian Simmers	12	2	-	-	14
Spencer Harris	8	3	-	-	11
Jed English	7	2	1	-	10

TEAM 112 45 7 - 164

MULTIPLE-RBI GAMES	2	3	4	5+	Tot
John West	8	2	-	2	12
Brad Bauder	8	3	-	1	12
Addison Bowman	6	4	-	1	11
Jed English	7	3	-	-	10
Marc Tugwell	4	3	-	-	7
Chris Hutchison	6	-	1	-	7
Ryan Murphy	6	1	-	-	7
Kevin Bice	3	1	1	1	6
Christian Simmers	4	1	-	-	5
Spencer Harris	2	2	-	-	4

TEAM 54 20 2 5 81



Chuck Hartman

Head Coach

Coach Chuck Hartman added another chapter to his storied coaching career last season when he registered his 1,300th victory as a collegiate coach and posted this 800th win at Virginia Tech. Hartman led the Tech baseball team into its first season of BIG EAST Conference play in 2001 and, despite a disappointing overall record, he guided the Hokies to a tie for third place during the regular season and a second-place finish in the conference tournament.

Hartman enters the 2002 season with 1,305 career wins, which ranks him third among active Division I baseball coaches in victories.

The Tech skipper enters his 24th year at Tech and his 43rd year overall averaging an amazing 36 wins a season with the Hokies and 31 wins a year overall.

The word amazing has been synonymous with Hartman throughout his career. During his 23 seasons in Blacksburg, Hartman not only has coached and won more

games than any other Tech baseball coach, he's also coached and won more games than any other Tech coach period. His current record at the Hokie helm is 822 wins, 454 losses and eight ties.

Hartman and the Hokies have enjoyed some of their greatest success in recent years. Last season's Tech squad posted four wins against Notre Dame, a team that ranked in the Top 15 all season and climbed as high as No. 1 in the polls. Tech won the Atlantic 10 Tournament in 2000, 1999 and 1997, earning a berth in an NCAA Regional each year. During the Hokies' 1997 NCAA appearance, Hartman's Tech baseball squad upset 10th-ranked Southern California in the opening game of the South II Regional. In 1996, Hartman was inducted into the Salem-Roanoke Baseball Hall of Fame and his Hokies won the A-10 West Division title. After directing the Hokies to a share of the 1995 Metro Conference regular-season championship, Hartman was voted the league's coach of the year. And in 1994, Hartman guided the Hokies to a Metro Tournament title and an NCAA bid.

One of the veteran coach's crowning achievements came in 1992 when he became just the ninth baseball coach in

Division I history to win 1,000 games. The milestone victory came when Tech defeated Liberty University, 11-4, on April 27, and was sweetened by the fact it occurred during the Hokies' 100th year of baseball.

Now, over 300 wins later, Hartman stands fifth all-time in wins by a Division I coach with a 1,305-679-8 overall record. His many contributions to baseball have been widely recognized. He is a member of the National Association of Intercollegiate Athletics Hall of Fame and has been presented a prestigious Lifetime Achievement in Baseball Award by the Home Plate Club of the Washington (D.C.) metropolitan area.

In January, Hartman was presented the Willie Duke Lifetime Achievement Award by the Raleigh (N.C.) Hot Stove League. The award recognizes an individual who has devoted a lifetime to the game of baseball, is respected by his peers and has been a credit to the game he loves.

Indeed, Hartman has been a credit to the game of baseball. His success has been built on more than wins. It has been built on his extensive knowledge of the game and his aggressive coaching style. It's been built on a personable, open-door

Continued on following page

Top Division I Baseball Coaches by Victories

(Rankings prior to start of 2002 season)

Active

Augie Garrido, Texas	1,323
Gene Stephenson, Wichita State	1,310
Chuck Hartman, Virginia Tech	1,305
Larry Hays, Texas Tech	1,278
Bob Bennett, Fresno State	1,270

All-Time

Cliff Gustafson, Texas	1,427
Rod Dedeaux, Southern Cal	1,332
Augie Garrido, Texas	1,323
Gene Stephenson, Wichita State	1,310
Chuck Hartman, Virginia Tech	1,305

Chuck Hartman



Chuck Hartman talks with pitcher Brad DuVall, a two-time, first-round draft pick.

Hartman's Pro Signees

High Point College

- 1962 Bob Boles (Giants)
- 1964 Joe Keith (Pirates)
- 1965 Joe Forte (Reds)
- 1967 Forrest Dover (Mets)
- 1968 Ray Blossie (Tigers)
- 1969 Don Hickey (Orioles)
- 1970 John Euler (Orioles)
- Nick Periozzo (Padres)
- 1971 Fred Grice (Senators)
- David Mitcham (Giants)
- 1972 Ron Slingerman (White Sox)
- Bob Hickey (Indians)
- Bill Hegland (Astros)
- 1973 Bill Updegraff (Athletics)
- Dean Boger (Athletics)
- Joe Turnbull (Pirates)
- 1974 Bob Worthington (Rangers)
- Burke Suter (Red Sox)
- 1975 Otis Foster (Red Sox)
- Al Brumfield (Padres)
- 1976 Dan England (Cubs)
- 1977 Billy Sorrell (Yankees)
- 1978 Kevin Keene (Yankees)
- Jim Mugele (Reds)

Virginia Tech

- 1979 Dave Grier (Brewers)
- Harold Williams (Braves)
- 1980 Mike Rhodes (Cardinals)
- 1982 Franklin Stubbs (Dodgers)
- Brian Rupe (Twins)
- Jay Phillips (Royals)
- 1982 Ray Perkins (Astros)
- Jimmy Foit (Rangers)
- Jim Stewart (Twins)
- 1982 Mark Krynitsky (Brewers)
- 1983 Rick Knapp (Rangers)

Virginia Tech

- 1983 John Patton (Rangers)
- Wayne King (Rangers)
- 1985 Bean Stringfellow (Braves)
- Billy Plante (Red Sox)
- 1986 George Canale (Brewers)
- Tim Buheller (Red Sox)
- David Potts (Astros)
- 1988 Brad DuVall (Cardinals)
- Trey McCoy (Rangers)
- Greg Ferguson (Athletics)
- Randy Berlin (Cardinals)
- 1989 Mike Conte (Athletics)
- Casey Waller (Phillies)
- 1990 Mike Williams (Phillies)
- Greg Margheim (Reds)
- Len Wentz (Reds)
- 1991 Clint Creed (Expos)
- Joe McIntyre (Phillies)
- 1992 Brad Clontz (Braves)
- Josh Haggas (Mets)
- Les Jennette (Salt Lake/Independent)
- 1993 Dee Dalton (Cardinals)
- J.R. Hawkins (Dodgers)
- 1994 Denny Hedspeth (Dodgers)
- 1995 Bo Durkac (Diamondbacks)
- 1996 Kevin Barker (Brewers)
- Brian Fitzgerald (Mariners)
- Charlie Gillian (Twins)
- 1997 Denny Wagner (Athletics)
- Kevin Kurilla (Phillies)
- Kris Turberville (Reds)
- 1998 Jon Hand (Cardinals)
- 1999 Austin Rappé (White Sox)
- Barry Gauch (White Sox)
- Matt Griswold (Orioles)
- 2000 Larry Bowles (Angels)
- 2001 Ian Ostlund (Tigers)

Continued from page 13
approach as a "players' coach." It's been built on the respect and admiration he's earned as one of college baseball's top goodwill ambassadors.

In 1984, Hartman was named to the coaching staff of the United States All-Star team which competed in the World Amateur Championships in Cuba. During the summer of 1985, he was in charge of the offense for the USA baseball team that toured Korea, Japan, the United States and played in the Intercontinental Cup in Canada.

During his tenure at Virginia Tech, Hartman has had five players compete for the United States in international competition and 10 players earn All-America honors. In the fall of 1991, Tech pitcher Brad Clontz competed in the inaugural USA Baseball Trials for Olympic candidates. Over Tech's 17-year association with the Metro Conference, 46 different Tech players earned All-Metro Conference honors under Hartman. In 1996, the Hokies' first season in the Atlantic 10 Conference, Tech outfielder Kevin Barker was the league's player of the year. Following the 1998 season, outfielder Matt Griswold earned the same honor and freshman pitcher Pat Pinkman was the league's rookie of the year. In 1999, Tech freshman pitcher Jason Bush was the A-10 rookie of the year. Tech players were named the MVP of the Atlantic 10 Championships in 1997, 1999 and 2000.

During his coaching career, Hartman has had three players drafted in the first round (none of whom were drafted out of high school) and a total of 72 players sign with the pros, including 48 at Tech. One of his Tech players, pitcher Brad

DuVall, was a first-round pick in 1987 and '88.

As a player, the High Point (N.C.) native made his mark at the University of North Carolina through determination and hard work. He graduated from UNC in 1957 with a B.A. in physical education and earned a master's degree in education from Carolina a year later.

In 1958, Hartman landed a job as tennis coach and assistant basketball coach at High Point College. He also helped out in baseball, where, in the middle of the 1959 season, the head coach resigned.

When Hartman assumed the head coaching duties, High Point had won just eight games in the previous three seasons. By his sixth year, the Panthers won the Carolinas Conference championship, the first baseball title ever for the school.

Before he left High Point to move to Tech in 1979, Hartman directed his teams to 10 conference titles, five district championships and twice led a team to the NAIA National Tournament. His High Point clubs posted nine consecutive seasons of 30 wins or more, and six of his players earned All-America recognition.

Hartman was named the Carolinas Conference Coach of the Year five times, District 26 Coach of the Year six times and the NAIA Area VII Coach of the Year in 1976. He was named to the Gaston (N.C.) County Hall of Fame in 1979, and ten years later, he was inducted into the NAIA Baseball Coaches Hall of Fame for his achievements at High Point.

In his first four seasons at Tech, Hartman directed the Hokies to three state championships before the competition was discontinued. His 1981 squad won a school-record 48 games, only to be



Chuck Hartman gets a “high five” after his 1,300th win.

outdone by his 1982 and 1985 teams, which each registered 50 victories. In 1986, he was voted the Division I Baseball Coach of the Year in Virginia by the state college sports information directors, an honor he garnered again in 1992, 1993 and 1997. In 1989 and again in 1995, Hartman was named the Metro Conference Baseball Coach of the Year.

Three of Hartman’s Tech teams have finished seasons ranked in the national polls. The 1981 team was ranked 20th by *Baseball America* and 29th by *Collegiate Baseball*. The Hokies’ 1982 team finished ninth in the *Baseball*

America poll, while the 1985 squad was rated 24th by the same publication. Hartman’s Tech teams have won 30 or more games in 19 of his 23 seasons at the school and 40 or more games on six occasions. Fourteen of Tech’s last 21 teams have hit .300 or better.

Tech has finished second nationally in home runs on three occasions during Hartman’s tenure — 1982, 1986 and 1988. The Hokies have finished among the top 12 teams in homers eight times under Hartman and have finished nationally ranked in scoring six times and slugging percentage four times. Hartman’s 1981 Tech team ranked fourth nationally in batting and third in

both home runs and scoring. In 1995, the Hokies finished the season ranked 12th in home runs, 15th in fielding percentage and 22nd in double plays.



Hartman is married to the former Ellen Eaves of

Chuck Hartman’s Career



**42 seasons
as head coach
at college level:**

1,305-679-8

19 years at High Point College:

1960	8-13	
1961	9-14	
1962	13-14	
1963	13-12	
1964	16-13	
1965	18-13	Carolinas Conference champs
1966	23-11	
1967	29- 9	Carolinas Conference champs
1968	19-20	
1969	27-16	Carolinas Conference champs
1970	30- 9	Carolinas Conference champs
1971	35-11	CC champs; District 26 champs; Area VII runner-up
1972	34- 9	CC champs; District champs; Area champs; NAIA Nationals; ranked 5th nationally
1973	32-11	CC champs; ranked 16th nationally
1974	32-10	District champs; Area champs; NAIA Nationals; ranked 5th nationally
1975	42- 6	CC champs, District champs; Area runner-up; ranked 9th nationally
1976	34-13	ranked 12th nationally
1977	37-12	CC champs; ranked 10th nationally
1978	32- 9	CC champs; District champs; ranked 9th nationally

Tot. 483-225

23 years at Virginia Tech:

1979	28-14	State champs
1980	30-18	
1981	48- 9	State champs; Metro champs ranked 20th nationally
1982	50- 9	State champs; ranked 9th nationally
1983	34-14	
1984	41-17	
1985	50-16-1	Ranked 24th nationally
1986	38-21	
1987	32-16-1	
1988	40-20	
1989	35-22	
1990	36-22	
1991	24-30	
1992	34-17-1	
1993	34-15	
1994	32-26	Metro Tournament champs; NCAA
1995	34-24	Tied for 1st in Metro (Reg. season)
1996	35-24	Atlantic 10 West Division champs
1997	34-28	A-10 Tournament champs; NCAA
1998	28-22-2	
1999	42-17	A-10 Tournament champs; NCAA
2000	35-24-2	A-10 Tournament champs; NCAA
2001	29-28-1	

Tot. 822-454-8

The Coaching Staff

Jay Phillips Assistant Coach

Jay Phillips, whose work on the recruiting trails has helped Virginia Tech to four NCAA appearances in the past eight years, is entering his 11th season as a full-time assistant on Coach Chuck Hartman's staff. Phillips' duties include coordinating the Hokies' recruiting efforts, coaching the infielders and overseeing the overall defense.

"Jay works extremely hard in recruiting and has a broad knowledge of infield play," says Hartman. "He also has a lot to do with the closeness and camaraderie we've had on our teams. His greatest assets are his enthusiasm and his ability to communicate with people. He was an outstanding player at Tech and now he is an outstanding coach here."

Defensively, the Hokies have fielded .960 or better as a team in six of Phillips' 10 seasons. Last year, Tech finished second in the BIG EAST Conference in fielding with a .965 mark and led the league in double plays with 63. During the 2000 season, Tech set a school record for double plays with 66. In 1996, the Hokies led the Atlantic 10 Conference with a fielding mark of .961, while during the 1995 season, they turned 61 double plays and ranked 15th nationally with a school-record .968 team fielding percentage.

Phillips was a four-year letterman and three-year starter for Hartman at Tech from 1979 through 1982. The Fairfax, Va., native earned All-Metro Conference honors at third base as a sophomore,

before moving to second base for his last two seasons. He hit .338 during his Tech career and still ranks fourth among the Hokies' all-time stolen base leaders with 82. Tech compiled a 156-50 record during Phillips' four years, including a 98-18 record over his last two seasons.

Phillips was drafted by the Kansas City Royals in 1982 and spent three years in the Royals' organization and one in the Milwaukee Brewers' system. He returned to Tech as a graduate assistant on the coaching staff for the 1987-88 school year. He was an assistant coach at Oakton High School for one season before moving to George Mason University as an assistant in June 1989. Phillips was a member of the GMU



staff for two years prior to accepting his current position at Tech in August 1991.

Phillips, who holds a bachelor's degree in history from Tech, is married to the former Kathy Morris of Newport News, Va. They have a daughter, Jordan, 15, and a son, Joey, 11.

Jon Hartness Assistant Coach

After working with Virginia Tech's pitchers the past nine seasons, Jon Hartness has taken on a new assignment in his 12th year on Coach Chuck Hartman's staff. Hartness began working with Tech's hitters during the fall and is also coaching the outfielders.

"Every time Jon has taken on a new duty at Virginia Tech he has been successful," says Hartman, who will work with the pitchers. "He did a good job with our outfielders when he first joined the staff and he has done an outstanding job with our pitchers. Now we are hoping his work with our hitters will help our offense become more productive."

Hartness, a former pitcher for Hartman and the

Hokies, joined the Tech coaching staff in 1990 and coached the outfielders. In 1991, he took on the added responsibility of setting the Hokies' defense during games. The following year, he began working primarily with Tech's pitching staff.

During his nine years as pitching coach, Hartness worked with Brian Fitzgerald, who holds the school record for career pitching victories, Jon Hand, who is the school career strikeout leader, and Charlie Gillian, Tech's career record-holder for saves. Gillian was a freshman All-American in 1994 and a third-team All-American in 1996. Pat Pinkman earned freshman All-America honors in 1998, Jason Bush followed suite in 1999 and Joe

Saunders became the Hokies' third-straight freshman A-A pick in 2000.

As a player at Tech, Hartness was a four-year letterman for Hartman. He finished his collegiate pitching career with 14 wins, eight losses and nine saves, and held a share of the school single-season record for pitching appearances (28) until 1994. As a sophomore in '85, he pitched a nine-inning no-hitter, beating Utica College, 1-0.

The Richmond, Va., native saw members of his pitching staff duplicate that feat three times. Fitzgerald no-hit James Madison during the 1995 season, then three Tech pitchers combined for another nine-inning no-hitter against Howard in 1996.



During the 2000 season, Bush hurled a seven-inning no-hitter against LaSalle.

Hartness, who holds a B.S. in sports management from Tech, is married to the former Connie Thomas of Roanoke, Va. They have a son, Jared Thomas, 11, and a daughter, Taylor Grace, 9.

Support Staff

Kevin Bice

Student Coach

Kevin Bice is currently serving as a student coach on the Virginia Tech baseball staff while he completes work on a bachelor's degree in residential property management. Bice's duties will include working with the Hokies' catchers.

Bice was a four-year letterman as a catcher on Tech teams from 1998 through 2001. He started 98 games during his last two seasons and finished his career with over 100 runs batted in. He enjoyed his best year at the plate in 2001 when he batted .284, with 56 hits, 15 doubles and two triples — all personal bests. Bice had career-bests of 31 runs batted in and 34 runs scored as a sophomore in 1999 when he hit .281.


Last season, Bice became the first Tech baseball player ever to earn a BIG



EAST Conference honor when he was named the player of the week for his performances over a six-game span in mid-March. Bice helped Tech to a 5-1 week, including a three-game sweep of Boston College in the Hokies' first-ever BIG EAST series. The Charlottesville, Va., native batted .455 for the week with nine RBIs, six runs scored, four doubles and an inside-the-park home run.



Paul Dear



Harry Bushkar



James Franklin Powell

Tech Hall of Fame

The Virginia Tech Sports Hall of Fame was organized in 1982 to honor persons who have made outstanding contributions to athletics at the university. Since its inception, a total of 106 people have been enshrined, including the following persons associated with the Tech baseball program: G.F. 'Red' Laird, C.P. 'Sally' Miles, Paul Dear, Johnny Oates, Franklin Stubbs, Leo Burke, Jim Stewart, Berkeley 'Berky' Cundiff, George Canale, H.M. 'Mac' McEver, Wilson Bell, Harry Bushkar, Howie Wright, William 'Monk' Younger, Lee Melear, Hunter Carpenter, Mel Henry, Herb Thomas, James Franklin Powell, Al Casey, Sterling Wingo, H.V. Hooper, Dell Curry, Ed Motley and Wendy Weisend.

Jimmy Lawrence

Athletic Trainer

Athletic trainer Jimmy Lawrence has earned both respect and popularity through his outstanding work with Virginia Tech student-athletes during the past 22 years.

Lawrence, who is certified by the National Trainers Association, began working at Tech in 1979 as a graduate assistant trainer for football, basketball, baseball and wrestling. He was promoted to assistant trainer in 1981 and coordinated the training duties for all men's sports except football for 19 seasons. Lawrence is beginning his 23rd season working with Tech baseball.

The Elliston, Va., native served as the trainer for the United States Baseball Federation Junior National Team during the summers of 1987 and 1988. He also accompanied the U.S. Senior National Team to Taiwan for the International Harbor



Baseball Tournament during the fall of '88.

Lawrence received his bachelor's degree in health and physical education from Emory & Henry in 1979 and a master's degree in physical education from Tech in 1981. As an undergraduate, he worked for four years as a student trainer.

Lawrence is married to Peg Morse, who is the director of information systems for Virginia Tech athletics. In his spare time, he enjoys carpentry and woodworking.



Marianne Baffi
Secretary



Eric Cross
Assistant Equipment Manager



Denie Marie
Facilities Manager (English Field)



Ashley McCall
Student Manager




Terry Mitchell
Assistant Strength Coach



Casey Underwood
Facilities Manager

Meet the Hokies



13
Seth Bandy
P • 6-0 • 185 • R/L • 2VL • Jr. • Pembroke, Va.

Remains a big question mark for the 2002 season ... A lefty who could help the Hokies in several roles if he is healthy ... Has the ability to be a fifth starter or a middle reliever ... Strained his rotator cuff during the Virginia game in Charlottesville last spring ... Underwent surgery in June ... Did not pitch in the fall ... A control pitcher who can throw three different pitches for strikes ... Not overpowering, but keeps hitters off balance ... Made the team as a walk-on during 1999 fall practice ... Limited opponents to a .268 batting average in 2000, the lowest figure among Tech's pitchers ... His status will be determined by his progress during the preseason ...


2000-01: Was limited by shoulder problems ... Pitched in just nine games, including only one after April 11 ... Worked a total of 16 innings ... Started and pitched a season-high four innings at High Point, but suffered a loss ... Earned a save with a scoreless inning of work against nationally-ranked Notre Dame ... Drew a second start against VMI, but pitched just two innings and did not figure in the decision ... His only appearance in the Hokies' final 25 games was a brief relief stint against VCU in Blacksburg ... Finished the season 0-1 with a 9.00 earned run average ... Carried a 4.50 ERA in his three BIG EAST appearances ... Tied for second on the team with four pickoffs ...

1999-00: Appeared in 14 games, seven as a starter ... Carried a 2-2 record and a 4.70 earned run average ... His first five appearances were in relief ... Made his first start on Mar. 30 against Radford ... Pitched into the seventh inning of that game, allowing just three runs, but did not get a decision ... Worked 7.1 innings in a loss to VCU ... Made his first conference start on Apr. 17 against Xavier and posted his first victory ... Worked six innings, allowing just two hits and one run ... Carried a no-hitter over the first 5.1 innings of that game ... Gave up just two earned runs and struck out five in a start at Dayton, but suffered a 3-2 loss ... Limited GW to one run and six hits over six innings in a win during the second round of the A-10 Championship ... Pitched 4.2 innings of relief against Southern California during NCAA Regional, allowing two runs ...

High School: Lettered three seasons as a pitcher for Coach Bruce Frazier at Giles High School ... Was 3-6 on the mound his senior season, but registered 92 strikeouts in 55 innings and finished with a 1.70 earned run average ... One of his wins was a no-hitter ... Was team captain and MVP as a senior ... Posted a 4-2 record as a junior and was 2-1 his sophomore season ... Fanned 61 batters in 37 innings his junior year ... Earned all-district honors as a junior and senior ... Named to *The Roanoke Times'* All-Timesland second team in 1999 ... A three-time winner of academic excellence awards from both the Three-Rivers District and Virginia High School League ... Member of the National Honor Society ...

Personal: Gregory Seth Bandy ... Born 5/21/81 in Roanoke, VA ... Son of Greg and Virginia Bandy ... Enrolled in mechanical engineering.

	W-	L	IP	H	R-	ER	ERA	BB	SO	G	S	CG	SHO	SV
2000	2-	2	51.2	52	29-	27	4.70	33	23	14	7	1	0	0
2001	0-	1	16.0	27	20-	16	9.00	11	10	9	2	0	0	1
Totals	2-	3	67.2	79	49-	43	5.72	44	33	23	9	1	0	1



18
Brad Bauder
OF • 6-0 • 195 • R/R • 2VL • Jr. • Ashburn, Va.

Will be looked to for a big year, both offensively and defensively ... Returns in center field where he has been a solid two-year starter for the Hokies ... Needs to get off to a good start ... Coaches would like to see him set the table for the middle of the batting order ... Has the ability to be one of the Hokies' top hitters ... Could be extremely productive if he cuts down on his strikeouts and increases his on-base percentage ... Ranks as a good defensive outfielder who has seen starting time at each of the three outfield positions for Tech ... Has a good arm ... Plays to win ... Will be looked to for more stolen bases ... Earned second-team All-BIG EAST honors last year after batting .360 in league games ... Had the Hokies' longest hitting streak of the 2001 season at 15 games ... Tied for the team lead with 12 multiple-RBI games ... As a freshman in 2000, he led the team in multiple-RBI games (13) and was second in multiple-hit games (18) ... Opened his first collegiate season with a 13-game hitting streak ...

2000-01: Got off to a slow start with just four hits in his first 28 at bats ... Broke out of the slump with a two home run, five-RBI performance at Radford ... Batted .318 over his last 44 games to finish with a .295 average ... Was Tech's second-best hitter in BIG EAST games with a .360 average over 26 games ... Hit .386 during his 15-game hitting streak ... Posted a 4-for-4 game with two RBIs, two runs scored and two stolen bases during a 10-4 win over Boston College ... Went 6-for-11 with six runs scored, four runs batted in, two doubles and two home runs during a three-game series with Georgetown ... Drove in three runs in games against St. John's, UConn and Wake Forest ... Played in a total of 54 games with 36 starts in center field and 16 in right field ... Was third on the team in RBIs with 38, 25 of which came in conference games ... Contributed 12 doubles, three triples and four home runs ... Was 6 of 9 in stolen bases ... Tied for the team lead with 12 multiple-RBI games and was third in multiple-hit games (12) ... His .367 batting average with runners in scoring position was the best on the team and his .355 average with runners on base was second-best ... Played in the Alaska League over the summer ...

1999-00: Played in 57 games, including 55 as a starter ... Batting .327 overall ... Hit .379 in Atlantic 10 games ... His starts included 30 in center field, 16 in right field and nine in left field ... Led the

outfielders with eight assists ... Finished second on the squad in hits (66) and third in RBIs (41) and runs scored (46) ... Tied for the team lead in triples with three and had five home runs ... Was hit by pitches a team-leading 13 times ... Went 8-for-11 at the plate with six RBIs and six runs scored during a three-game series with Rhode Island ... Posted two homers in Tech's series at UMass ... Had seven hits in 11 at bats in three games with La Salle ... Hit a key three-run homer in Tech's A-10 tournament win against GW ... Hit .377 with runners on base and .373 with runners in scoring position ...

High School: Hit .440 as a senior for Coach Pat Cassidy at Broad Run High School ... Stole 20 bases and drove in 18 runs ... Hit two home runs and posted a .575 slugging percentage ... Earned first team all-county, all-district and all-region honors ... Was the county player of the year ... Named honorable-mention all-state ... Voted the team's MVP and offensive player of the year ... Carried a .436 batting mark as a junior to go with six triples, two homers, 14 stolen bases and 22 RBIs ... A first-team all-county and all-district pick and a second-team all-region selection ... Was runner-up district player of the year and honorable mention all-Metro in both 1998 and 1999 ... Helped the team to district and region championships as a freshman ... Earned four letters as an outfielder ... Played in the 1998 Babe Ruth World Series ... Was named to the all-tournament team after his team finished fourth ...

Personal: Thomas Bradley Bauder ... Born 9/9/81 in Berlin, Germany ... Son of Tom Bauder and Cindy Bauder ... Majoring in physical education,

	G	AB	R	H	RBI	BAvg	BB	SO	2b	3b	HR	TB	SB-SBA
2000	57	202	46	66	41	.327	13	41	6	3	5	93	7- 13
2001	54	207	36	61	38	.295	23	40	12	3	4	116	6- 9
Totals	111	409	82	127	79	.311	36	81	18	6	9	209	13- 22



26
Josh Biber

P • 6-4 • 210 • R/R • So. • Succasunna, N.J.

A young right-hander with unlimited potential ... Benefited from his exposure to playing time last season as a freshman ... Should see considerably more innings this year ... Is developing every day ... Has the size, strength and velocity to be successful ... Needs to get all that corralled into throwing strikes ... Showed signs of becoming more consistent with all three of his pitches during the fall ... Will likely challenge for some midweek starting duties if he continues to show consistency ... Could be a force in the future ...

2000-01: Pitched in eight games, including one as a starter ... Worked a total of 15 innings and finished the season with an 0-1 record and a 3.60 earned run average ... Five of the six runs he allowed came in his lone start at Virginia ... Pitched 3.1 innings in that game and took the loss ... Posted a 0.77 ERA in his seven relief outings, yielding just one run in 11.2 innings ... Hurlled 5.2 innings of shutout relief in a game at Radford, but did not get a decision ...

High School: Lettered four years as a pitcher for Coach Greg Trotter at Roxbury High ... Was 2-4 as a senior, striking out 75 batters in 44 innings ... Posted a 2.18 earned run average and earned all-conference honors ... Fanned 88 batters in 70.1 innings as a junior ... Carried a 2-6 record with a 3.40 ERA ... Helped team win county championships his first two seasons ... An all-state quarterback in football who led his team to its only state championship in 1998 ...

Personal: Joshua Edward Biber ... Born 12/11/81 in Manassas, VA ... Son of Marcia Hastings and Jeff Biber ... Enrolled in university studies.

	W-	L	IP	H	R-	ER	ERA	BB	SO	G	S	CG	SHO	SV
2001	0-	1	15.0	19	6-	6	3.60	3	6	8	1	0	0	0



5
Tom Blaszak

INF • 5-7 • 142 • R/R • Fr. • Blacksburg, Va.

Will likely be used as a utility infielder during his first season ... Has the ability to play shortstop or second base ... May be best suited for second base at this time ... Adds speed and depth to the infield ... A steady defensive player with great baseball savvy ... Has already started to benefit from Tech's strength and conditioning program ... Could factor into some playing time as he improves his offensive skills ...

High School: Earned first-team all-Timesland, all-district and all-region after batting .431 as a senior at Blacksburg High ... Played shortstop for Coach Jim Shockley ... Stole 13 bases and drew 16 walks ... Had nine doubles and scored 24 runs ... Struck out just two times ... Led the district in hitting with a .509 average as a junior ... Contributed 17 stolen bases and scored 24 runs on the way to all-district and all-region honors ... Also led the district in hits, runs scored, stolen bases and on-base percentage ... Walked 13 times and struck out only twice ... Helped the team to a 27-13 record over his two seasons ... Earned letters in basketball and indoor track ...

Personal: Thomas Scott Blaszak ... Born 9/20/83 in Buffalo, NY ... Son of Dennis and Kathy Blaszak ... Studying biology.



10
Jason Bush

P • 6-3 • 200 • R/R • 3VL • Sr. • Richmond, Va.

Needs just four wins to become the Hokies' all-time leader in pitching victories ... Is expected to be a key performer again ... Has the ability to take control of a game ... Brings a competitive attitude with him to the mound along with poise, experience and a great command of his pitches ... Doesn't walk people ... Makes opponents beat him by swinging their bats ... Worked hard during the fall to develop two new pitches, a cut fastball and a split-finger fastball ... Still needs to find out if he has command of those pitches in a game ... Suffered through a tough luck 5-5 season in 2001 when Tech produced six hits or less in each of his five losses and scored a combined total of eight runs during those five games ... Was held

Continued on following page

Bush

Continued from page 19

back by a little tendonitis at one point in the season, but finished strong with a complete-game victory over 4th-ranked Notre Dame ... Pitched some big games for the Hokies on the way to nine wins in 2000 ... Hurlled a seven-inning no-hitter in an 8-0 win at La Salle that season ... Was named to the 2000 Atlantic 10 Conference All-Tournament team after a complete-game pitching performance against UMass in the first round ... Was the Atlantic 10 Rookie of the Year and a first-team freshman All-American in 1999 ... Set a Tech record for pitching victories by a freshman that season with 11 ... A true student-athlete who excels in the classroom ...

2000-01: Started 13 of the 14 games in which he pitched ... Finished with a 5-5 record and 5.01 earned run average ... Worked a total of 82.2 innngs with 49 strikeouts and 27 walks ... Pitched seven innings for a season-opening victory at Campbell ... Tossed a nine-inning, one-hit shutout against Long Island ... Retired the last 18 batters he faced after allowing a lead-off single in the fourth inning ... Faced just one batter over the minimum in that game ... Struck out nine batters and did not issue a walk ... Pitched all nine innings of a 5-2 win over Notre Dame in the BIG EAST tournament ... The Irish were ranked in the Top 5 of all three major polls at the time ... Scattered seven hits in that game while striking out four men and walking just one ... Also posted BIG EAST wins against Boston College and Georgetown ... Three of his five losses were decided by two runs or less ...

1999-00: Carried a 9-6 record with a 4.79 earned run average ... Appeared in 17 games, including 16 starts ... Led the team with six complete games and 109 innings pitched ... Issued just 21 walks, while striking out 70 batters ... Pitched six innings for a win against Tennessee, allowing just four hits and one unearned run ... Struck out 10 batters in a complete-game win at Campbell ... Went 5-1 in A-10 regular-season games with a 3.77 ERA and two shutouts ... Held league opponents to a .230 batting average ... Allowed just three baserunners in his no-hitter against La Salle ... Blanked Rhode Island on five hits ... Fanned 11 men in six innings for a win at UMass ... Worked 7.1 innings for a win at Virginia ... Tech scored three runs or less in four of his six losses ...

1998-99: Appeared in 16 games during his first collegiate season ... Started 12 of those games on the mound ... Worked 84.1 innings, posting an 11-2 record and a 4.59 earned run average ... Turned in three complete games ... Registered 56 strikeouts and 26 walks ... Only issued 13 walks during his first 57.1 innings on the collegiate level ... Held opposing hitters to a combined .256 batting average for the season ... Pitched six strong innings in his first career outing to pick up a win at High Point ... Earned a win in relief against Campbell ... His first loss came at Virginia Commonwealth in a relief role ... Compiled a 6-0 record in Atlantic 10 regular-season games, including a three-hit shutout against La Salle ... Struck out eight and allowed only three runs in a complete-game win over Dayton ... Posted seven straight wins before suffering a loss at the hands of La Salle in the Atlantic 10 tournament ... Named second-team all-conference ... Named to the Louisville Slugger TPX Freshman All-America team ... Spent the summer at the Bollettieri Sports Academy in Bradenton, FL ... Played for The Baseball Academy Stan Musial League team ... Helped his team win the AABC World Series in Battle Creek, MI ...

High School: Earned four letters as a pitcher for Coach Ken Moore at Douglas Freeman High School ... Was named all-district, all-region, all-metro and all-state as a senior ... Posted a 5-4 record and 2.18 earned run average ... Carried a .328 batting average ... Was 6-4 on the mound his junior year with a 3.09 ERA ... Hit .422 that season on the way to all-district, all-region and all-metro honors ... A three-time all-academic pick in the district and a two-time choice in the region ... Picked for the state all-academic team his senior year ... Lettered three years in volleyball and twice in basketball ... Voted the school's athlete of the year as a senior ... Was a Wendy's National High School Heisman Scholarship Finalist as one of the top 10

student-athletes in Virginia ... Named one of the top three scholar-athletes in Richmond and earned the Matt Davis Scholarship at Freeman ... Graduated in the top 10 percent of his class ... Played in the 1998 Virginia High School League all-star baseball game ... Pitched in the Ohio Connie Mack state championship game this past summer and helped his team to a win ...

Personal: Thomas Jason Bush ... Born 5/19/80 in Richmond, VA ... Son of Norman and Carolyn Bush ... Majoring in industrial and systems engineering.

	W-	L	IP	H	R-	ER	ERA	BB	SO	G	S	CG	SHO	SV
1999	11-	2	84.1	81	47-	43	4.59	26	56	16	12	3	1	0
2000	9-	6	109.0	123	62-	58	4.79	21	70	17	16	6	2	0
2001	5-	5	82.2	93	47-	46	5.01	27	49	14	13	3	1	0
Totals	25-	13	276.0	297	156-	147	4.79	74	175	47	41	12	4	0



16

Brian Copeland

C • 5-10 • 190 • R/R • 2VL • r-Sr. • Richmond, Va.

Could be called on to help the Hokies in a variety of ways this season ... Has earned a shot at the starting lineup with his outstanding work ethic ... Rates as the Hokies' best defensive catcher ... Shows an uncanny ability to frame pitches ... Works well with Tech's pitching staff ... Has improved his throwing ... Worked hard on his swing in the fall ... Could be a serious contender for the DH slot ... May also be asked to work some in left field with the unexpected departure of starter Ryan Murphy ... The consummate team player, he was voted one of the team's co-captains for 2002 ...



Copeland

2000-01: Started as the designated hitter in a win against Long Island and went 1-for-3 with a run scored ... Contributed a run-scoring double as a pinch-hitter at Rollins ... Got a start at DH in a loss to Central Michigan ... Was 1-for-4 in that game with a walk ... Brought home the game-tying run in a 5-4 win over Richmond with a ninth-inning squeeze bunt ... Drew a bases-loaded walk to bring home the eventual winning run in a 12-inning victory over Radford ... Played in a total of 18 games with two starts ... Saw some action behind the plate in eight games ... Batted .176 with three RBIs ...

1999-00: Saw action in 21 games, four as the starting DH ... Singled home a run in a start against West Virginia ... Contributed a pinch-hit home run in a home loss to Liberty ... Had a big ninth-inning RBI-single against Duquesne as a pinch-hitter ... Turned in a key pinch-hit single to start the winning rally during the first-round

game against UMass in the A-10 tournament ... Was 5-for-14 as a pinch-hitter (.357) with four runs batted in ... Hit .231 overall with six RBIs ... Got some work behind the plate in five games ...

1998-99: Saw action in 11 games as a pinch-hitter and backup catcher ... Singled and drove in a run in the final game of a three-game sweep at St. Joseph's ... Went 1-for-1 in a 13-3 win against Dayton ... Contributed a double, an RBI, a walk and a run scored against La Salle in the A-10 Championships ... Batted .333 for the season with three hits in nine at bats ... Also drew three walks for an on-base percentage of .500 ...

1997-98: Joined the team as a walk-on catcher and was redshirted ...

High School: Was named the Male Athlete of the Year at Mills Godwin High his senior year ... Batted .520 for Coach Dan Lynch as a senior, hitting five home runs in the process ... Earned first-team all-district, all-Metro and all-region honors ... Was also a first-team all-district and second-team all-region pick his junior year as an outfielder and designated hitter ... Hit .490 that season with three homers ... Helped the team to a pair of Central Region titles ... Lettered three seasons in baseball and one in football ... Played in the state high school all-star baseball game ...

Personal: Brian Thomas Copeland ... Born 4/21/79 in Richmond, VA ... Son of Jim and Gail Copeland ... Studying civil engineering.

	G	AB	R	H	RBI	BAvg	BB	SO	2b	3b	HR	TB	SB-SBA
1999	11	9	1	3	1	.333	3	3	1	0	0	4	0- 0
2000	21	26	4	6	6	.231	4	3	0	0	1	9	0- 0
2001	18	17	1	3	3	.176	5	3	1	0	0	4	0- 0
Totals	50	52	6	12	10	.231	12	9	2	0	1	17	0- 0



23
Mike Crisci

P • 5-10 • 180 • R/R • 1VL • r-Jr. • Springfield, Va.

Could be a key setup man in the late innings if he gains command of his pitches ... Struggled with his control last year and pitched in just 10 games ... Sprained his right elbow during the summer ... Saw limited work during the team's fall practice ... Made progress during individual workouts ... Exhibited a great attitude and good work habits ... Has worked hard on improving his mechanics ... Throws a heavy fastball and a tight breaking ball ... Has a good changeup that he must throw for strikes ... Can become a real asset out of the bullpen if he shows the ability to throw strikes and get outs in a game situation ...

2000-01: Saw action out of the bullpen in 10 games ... Pitched a total of 11 innings ... Struck out 13 batters, but also walked 14 men ... Turned in his best outing against VMI, pitching 3.2 innings of shutout relief for a victory ... Allowed just two hits and struck out three in that game ... Also had three strikeouts in two innings of work at Liberty ...

Florida Southern: Attended Florida Southern College in Lakeland, Fla., for two seasons ... Saw limited playing time for Coach Chuck Anderson's team as a freshman in 1999 ... Was a medical redshirt last spring and did not see action ...

High School: Was named the Virginia State Player of the Year in Group AAA after helping West Springfield High to a state championship in 1998 ... Lettered three seasons as a pitcher/outfielder for Coach Ron Tugwell ... Posted an 8-0 record on the mound his senior year with a 0.57 earned run average ... Hit .378 with five home runs, 26 runs batted in and 21 runs scored ... Helped the team to a three-year record of 56-15 ...

Personal: Michael Loudon Crisci ... Born 3/4/80 in Long Branch, NJ ... Son of Jeffrey and Cheryl Crisci ... Majoring in marketing.

	W-	L	IP	H	R	ER	ERA	BB	SO	G	S	CG	SHO	SV
2001	1-	0	11.0	11	16-	13	10.64	14	13	10	0	0	0	0

A young pitcher with a bright future ... Is expected to make an impact this season despite the fact he missed the team's fall workouts ... Came to Tech with a sprained right elbow suffered during the summer ... Did not pitch during scrimmage work ... Impressed the coaching staff when he began throwing off the mound in October ... Has shown good velocity and the ability to locate his pitches ... Throws four pitches for strikes ... Possesses a good frame and a strong arm ... Could push for some starting time ...

High School: Lettered four seasons as a pitcher and utility player ... Put together a 7-1 record and 0.83 earned run average as a senior for Coach Dennis Moody at Midlothian High ... Fanned 74 batters in 59 innings ... Carried a .350 batting average with 15 runs scored, two homers and nine RBIs ... Hurlled a two-hitter with nine strikeouts against L.C. Bird ... Pitched 10 innings in a victory over Monacan ... Gained all-Metro, all-district and all-region honors as a pitcher ... Was 3-3 on the mound as a junior ... Registered 54 strikeouts in 38.2 innings and compiled a 1.66 ERA ... Batted .346 his junior year with eight runs scored and six batted in ... Gained second team all-district honors as a pitcher ... Also named all-district as a pitcher/utility man as a sophomore ... Helped his team to district titles in 1998 and 2001 ...

Personal: Brett McKenzie Cory ... Born 3/27/83 in Richmond, VA ... Son of Brian and Christie Cory ... Enrolled in human nutrition, foods and exercise.



33
Matt Dalton

P • 6-4 • 200 • R/R • r-Jr. • Monroeville, Pa.

Expected to be Tech's closer after changing his pitching delivery ... Began throwing with a submarine delivery during the fall ... Picked up exceptional sink on his fastball ... Should continue to improve as he becomes more comfortable with his delivery ... Calm, cool and collected on the mound ... Is working hard to prove he can be

Continued on following page

Dalton

Continued from page 21

successful ... Has gained the confidence of his teammates ... An outstanding athlete who loves to compete ...

2000-01: Transferred to Tech from Case Western ... Saw action in six games, all in relief ... Worked a season-high 2.2 innings at Seton Hall, striking out two batters ... Retired all five batters he faced in 1.2 innings of relief against Wake Forest ... Contributed a scoreless inning out of the bullpen in a win over St. John's ... Did not allow an earned run in two innings versus Virginia Commonwealth ... Pitched a total of just 7.1 innings with no decisions ... Gave up four earned runs in his first Tech outing, then allowed a combined total of just four in his last five appearances ...

Case Western: Attended Case Western Reserve University in Cleveland, Ohio during the 1998-99 school year and the fall of 1999 ... Played baseball for Coach Jerry Seimon during the 1999 season ... Turned in a 4-4 pitching mark with 49 strikeouts ... Also contributed a .313 average at the plate ... Did not attend school last spring ...

High School: Lettered two seasons as a pitcher and center fielder for Coach Ralph Guzzo at Gateway Senior High ... Was named the team MVP as a junior and senior ... Posted a 3-4 record on the mound as a senior with 56 strikeouts in 50 innings pitched ... Also carried a .511 batting average ... Named all-section ... Selected to the East Pittsburgh All-Star team ... Batted .320 as a junior ... Finished with a 3-4 pitching mark and 2.86 earned run average ...

Personal: Matthew Michael Dalton ... Born 9/21/79 in Pittsburgh, PA ... Son of Linda Dalton and Michael Dalton ... Majoring in civil engineering.

	W	L	IP	H	R	ER	ERA	BB	SO	G	S	CG	SHO	SV
2001	0	0	7.1	11	10	8	9.82	3	4	6	0	0	0	0



12
Jed English

C • 5-10 • 205 • R/R • 2VL • Jr. • Alexandria, Va.

A vital part of Tech's offensive plans ... Needs to pick up his run production and return to the form he showed as a freshman when he batted .368 and drove in 45 runs ... Saw those marks fall to .281 and 32 last season ... Worked hard on his swing during the offseason ... Will try to show more patience at the plate ... Has exhibited an ability to hit in the clutch and use the entire field ... Packs a little pop in his bat ... Is Tech's most experienced catcher ... Possesses an excellent arm and solid catching skills ... Will see a lot of action behind the plate ... Also likely to put in some time as the designated hitter ... Became an everyday player in mid-March of his freshman season and went on to earn first-team All-Atlantic 10 Conference honors ... Hit safely in 37 of the 47 games in which he played in 2000 ... Ranked second on the team in RBIs with 43 ... Led the squad in on-base percentage (.436) and tied for first in doubles with 14 ... Earned all-tournament honors at the A-10 Championship ... A key player to watch in 2002 ...

2000-01: Hit .281 over 49 games while splitting time as a catcher and designated hitter ... Started 48 games, including 26 behind the plate ... Carried a .338 batting average in BIG EAST games ... Finished fourth on the team in runs batted in with 32 ... Contributed


nine doubles and four home runs, three of which came in conference games ... Was hit by pitches seven times, tying for the team lead ... Went 4-for-7 with three runs scored and two RBIs during a pair of games with Old Dominion ... Was 3-for-4 with three RBIs and three runs scored in a win over St. John's ... Drove in three runs during a 9-8 win over Notre Dame, including the game-winner with two outs in the bottom of the eighth inning ... Went 4-for-5 with three RBIs, two doubles and a home run in a home win over Villanova ... Drew five walks during a double-header with Seton Hall ... Had six hits in 12 at bats during a three-game series at West Virginia ... Posted four RBIs during a double-header with Georgetown ... Batted .333 with runners in scoring position during the season ...

1999-00: Played in 47 games, starting 23 behind the plate and 19 as the designated hitter ... Batted .403 in A-10 games with 24 RBIs in 19 games ... Batted .417 with runners on base and .390 with runners in scoring position ... Finished third on the team in multiple-hit games (16) and tied for second in multiple-RBI games (11) ... Hit two homers and drove in seven runs during Tech's three-game series at UMass ... Posted three hits, including a pair of doubles, in a win at Virginia ... Hit safely in 20 of 22 outings during the heart of the season ... Registered three hits and four RBIs in a loss at Liberty ... Knocked in eight runs with two doubles and a pair of home runs during a three-game sweep of La Salle ... Hit five home runs for the season and scored 30 runs ... Struck out only 12 times in 152 at bats ... Committed just two errors behind the plate ...

High School: A four-year letterman as a catcher for Coach Mike Ginn at West Potomac High School ... Batted .460 as a senior on the way to all-district, all-region and second-team all-state honors ... Was named second team on *The Washington Post* All-Metro team ... Earned second-team all-district recognition after hitting .405 his junior season ... Was first-team all-district and second-team all-region as a sophomore ... Selected the team's MVP all three seasons ...

Personal: John Edward English ... Born 1/26/81 in Louisville, KY ... Son of Pepper and John English ... Enrolled in family financial management.

	G	AB	R	H	RBI	BAvg	BB	SO	2b	3b	HR	TB	SB-SBA
2000	47	152	30	56	45	.368	19	12	14	0	5	85	3- 5
2001	49	160	22	45	32	.281	20	31	9	0	4	66	0- 0
Totals	96	312	52	101	77	.324	39	43	23	0	9	151	3- 5



4
Jimmy Gulden

P • 6-2 • 185 • R/R • r-Fr. • Lewisburg, Pa.

A young pitcher with great natural ability ... Is still learning how to harness that ability ... Benefited from a redshirt year in 2001 ... Showed progress toward the end of fall practice ... Began getting people out and turned in some good performances ... Possesses great stuff and one of the team's best arms ... Throws a moving fastball and an excellent slider ... Was drafted by the Montreal Expos (47th round) following his senior season ... Has a chance to contribute this season if he gets zeroed in with his control and gains confidence ...

2000-2001: Practiced with the team, but was redshirted during the 2001 season ...

High School: Posted an 8-2 pitching mark and 3.03 ERA for Coach T.J. Wingard his senior season at Lewisburg Area High ... Struck out 83 batters in 66 innings and held opposing batters to a

.231 batting average ... Also played in the outfield and batted .371 with two home runs and 15 RBIs ... Helped the team to a district title ... Gained conference honors as both a pitcher and outfielder ... Was named all-state and gained an honorable mention spot on the All-USA team named by *USA Today* ... Turned in an 8-1 record on the mound as a junior with a 3.22 ERA and 62 strikeouts ... Was first-team all-conference as team advanced to the state semifinals ...

Personal: James Arthur Gulden ... Born 3/24/82 in Bethpage, NY ... Son of James and Penny Gulden ... Enrolled in family financial management.



3
**Spencer
Harris**

INF • 6-1 • 190 • R/R • 2VL • Jr. • Louisa, Ky.

An outstanding defensive player who was named the shortstop on the preseason All-BIG EAST team selected by the league coaches ... Continues to make strides offensively ... Worked hard during the fall to flatten his swing and to make more contact ... Has shown a knack for producing at the plate in conference games ... Hit .259 overall as a freshman in 2000, but carried a .362 average in Tech's 21 Atlantic 10 Conference games that season ... Finished with a .267 batting average last year, including a .330 mark in 26 BIG EAST Conference games ... Needs to carry his offense to the ballpark every day ... Is the complete package at shortstop ... Possesses a fine arm, outstanding range and great feet ... Runs well and will be looked to for more stolen bases ... Has improved his physical strength as much as anybody on the Tech squad through his work in the strength and conditioning program ... A team player who is both smart and competitive ... Earned third-team All-BIG EAST honors last year ... Will try to improve on that this spring ...

2000-01: Started 57 games at shortstop ... Batted .267 overall, but carried a .330 batting average in BIG EAST games ... Led the team in stolen bases with 10 in 13 attempts ... Registered 10 doubles and two home runs ... Drove in 22 runs and scored 31 ... Put together a 13-game hitting streak in April ... Hit .426 during that stretch, contributing three-hit games against Seton Hall, West Virginia and Georgetown ... Nine of his 11 multiple-hit games came against BIG EAST schools ... Knocked in three runs with a home run and a double against Long Island ... Had two hits, two RBIs and two runs scored in a home win against Notre Dame ... Hit one of his two home runs in that game ... Went 3-for-5 with three runs scored and three runs batted in during a double-header at Rutgers ... Contributed two hits and drove in a run during a 5-2 Tech win over Notre Dame in the BIG EAST tournament ... Fielded .929 for the season and helped the Hokies turn 63 double plays ... Played in the Cape Cod League during the summer ...

1999-00: Did not get a hit in his first five college games ... Broke the ice with a 3-for-4 outing against West Virginia ... Followed that with two hits and two RBIs against Ohio ... Drove in four runs and hit his first collegiate homer in a win at High Point ... Had five hits, including a pair of triples in Tech's three-game series with Rhode Island ... Collected two hits and two stolen bases in a home win against Virginia ... Hit a three-run home run in the ninth inning to give Tech a win at La Salle ... Was 2-for-4 with three RBIs and a run scored in an NCAA loss to Cal State Fullerton ... Hit .324 over his last 23 games ... Went 9-for-14 in stolen bases ... Tied for the team

lead in triples with three ... Also had four doubles and two homers ... Scored 33 runs and drove in 24 ... Committed 16 errors in his first 32 games, but had just five in his last 25 outings ...

High School: A rare five-year letterman who was the backup shortstop on his high school team as an eighth grader ... Started four years at shortstop for Coach Randy Keeton at Lawrence County High ... Was named the all-area co-player of the year as a junior and senior ... Batted .442 his senior year and stole a school record 53 bases ... Drove in 35 runs and scored 52 ... Contributed seven home runs on the way to garnering all-area, all-district, all-region and all-state honors ... Named to the district and region all-tournament teams ... Was also selected one of the Kentucky Senior All-Stars and was named to the West Virginia/Kentucky All-Conference team ... Finished his junior year with a .480 batting average and his sophomore season with a .389 average ... Stole 34 bases as a junior and 33 as a sophomore ... Earned all-area honors both seasons and was chosen to the district all-tournament team both years ... Picked to the Kentucky Junior All-Star team ... Also lettered in basketball and football ... An outstanding student who was the valedictorian of his senior class ... Named to *Who's Who in Sports* and *Who's Who Among American High School Students* ...

Personal: Spencer Matthew Harris ... Born 11/23/80 in Middlesboro, KY ... Son of Michael and Debbie Harris ... His family now lives in Canonsburg, PA ... Studying human nutrition, foods and exercise.

	G	AB	R	H	RBI	BAvg	BB	SO	2b	3b	HR	TB	SB-SBA
2000	57	166	33	43	24	.259	21	28	4	3	2	59	9- 14
2001	57	191	31	51	22	.267	18	33	10	0	2	67	10- 13
Totals	114	357	64	94	46	.263	39	61	14	3	4	126	19- 27



11
**Drew
Henigin**

P • 6-2 • 190 • R/R • r-Fr. • Wexford, Pa.

Got very little work in the fall due to a sore elbow ... Was cleared to pitch before preseason practice began ... Has a good breaking ball ... Must continue to develop and refine his pitches and learn to locate them ... Benefited from a redshirt year in 2001 ... Could get some work in middle relief if he shows the ability to get hitters out ...

2000-01: Participated in all team workouts and practices during the school year ... Was redshirted during the 2001 season ...

High School: Helped North Allegheny to a state AAAA championship as a senior ... Was the winning pitcher in the championship game and earned MVP honors ... Lettered three seasons as a pitcher/infielder for Coach Tim Banner ... Registered a 9-2 record and 1.92 earned run average in 2000 ... Also hit .437 with 28 RBIs and a school-record 10 home runs ... The Pittsburgh-North Player of the Year ... Named all-state and selected honorable mention on *USA Today's* All-USA team ... Worked as a closer his junior year and posted a 3-1 record and 1.46 ERA ... Was the only sophomore on the 1998 team that was ranked ninth in the nation by *USA Today* ... Helped the team to three sectional titles and a three-year record of 63-13 ...

Personal: Andrew Ryan Henigin ... Born 8/3/81 in Denver, CO ... Son of Allan and Nancy Henigin ... Enrolled in university studies.



24 Chris Hutchison

OF • 6-1 • 180 • L/L • 3VL • r-Sr. • Newport, Va.

A key figure in Tech's hopes for offensive improvement ... Possesses as much physical ability as any of the Hokies' position players ... Can run, throw, hit for power and play the outfield ... Has the potential to be an offensive force ... Will bat in the middle of the lineup ... Must drive in runs and continue to hit for average for the Hokies to be successful ... Has the ability to hit to all fields ... Turned in solid offensive numbers in 2001, but saw his RBI and home run production slip ... Coaches hope he will be one of the team's leaders in both categories this spring ... Expected to open the season in right field where he has started 105 games ... Also rates as a good center fielder ... Worked extremely hard during the fall ... Will be counted on for leadership ... Should be one of Tech's best in 2002 ...

2000-01: Started 54 of the 55 games in which he played ... Saw starting time in both right field and center ... Made 31 of his 54 starts in right, 22 in center and one as the designated hitter ... Finished third on the team in batting with a .320 average ... Hit .337 in BIG EAST games ... Led the team in runs scored with 47 ... Contributed 14 doubles, three triples and four home runs ... Drove in 25 runs and stole seven bases ... Went 4-for-5 at the plate in Tech's opener at Campbell ... Had three doubles during a two-game sweep of Old Dominion ... Was 3-for-4 with two doubles, two RBIs and a run scored in a win over Long Island ... Had five hits in eight at bats during a double-header with Boston College ... Went 3-for-3 with a double, triple and two runs scored in a 9-8 win over Notre Dame ... Collected six hits in 11 at bats during three games versus Villanova with two doubles, a homer and three runs scored ... Was 7-for-13 at the plate in a three-game series against Georgetown ... Hit three home runs, drove in six runs and scored six runs during those three games ... Finished with 17 multiple-hit games, including five during a late-season 10-game hitting streak ... Reached base 59 percent of the time when he led off an inning ...

1999-00: Opened the season with four hits, five RBIs and two home runs in the team's first two games ... Drove in three runs in a win over Tennessee ... Posted three hits and six RBIs in a home game against Radford ... Contributed a pair of doubles in a 7-6 win at George Washington ... Put together a 14-game hitting streak that included eight multiple-hit games ... Suffered a broken hand against Liberty on Mar. 28 ... Did not return to action until a May 2 game against Virginia ... Hit the first pitch he saw in that game for a triple but reinjured his hand sliding into third base ... Remained in the game long enough to go 2-for-3 with two RBIs and two runs scored ... Went 2-for-4 with an RBI against Southern Cal in NCAA play ... Hit safely in 27 of the 34 games in which he played ... Posted a .347 batting average with 29 runs batted in ... Had 10 doubles, three triples and six home runs ...

1998-99: Saw action in 52 games ... Started 41 games in right field and four in left field ... Also started two games as the designated hitter ... Singled against High Point in his first collegiate at bat ... Followed that with a 3-for-4 game against Evansville in the Rollins Baseball Week Tournament ... Hit two home runs and a double in that game against the Aces and added four RBIs and three runs scored ... Went on to make the all-tournament team by hitting .563 (9-16) with

three homers, two doubles and nine RBIs ... Knocked in three runs and scored four in a home win against High Point ... Collected three hits in a 12-10 win over St. Bonaventure ... Posted two home runs, a double, three RBIs and three runs scored in a win at St. Joseph's ... Drove in four runs with a homer and a triple during a 17-7 win against Radford ... Walked three times and added two hits in a victory at Virginia ... Had three hits, including a pair of doubles, in a regular-season win against La Salle ... His two-run home run propelled Tech to a 4-3 win over Temple in the first round of the Atlantic 10 Championship ... Posted two hits, two runs batted in and three runs scored in a NCAA win over Sienna ... Finished the season with a .303 batting average and 44 runs batted in ... Contributed eight home runs, 11 doubles and three triples ... Scored 49 runs and stole six bases in seven attempts ... Had two assists from the outfield ... Compiled 12 multiple-RBI games and 11 multiple-hit contests ... Had a team-leading eight doubles in A-10 games ...

1997-98: Worked in center field while being redshirted ...

High School: Had a record-setting senior season for Coach Bruce Frazier at Giles High School ... Batted .650 with 18 home runs, 52 runs batted in and 42 runs scored ... Earned first-team all-district, all-region and all-state honors ... Was named Timesland and district player of the year ... Broke 11 school records ... Batted .453 as a junior, driving in 30 runs and scoring 22 ... Belted seven homers that season on the way to all-district and all-region recognition ... Lettered two years as a center fielder ... Also won two letters in football and golf ...

Personal: Christopher Patrick Hutchison ... Born 2/12/79 in Radford, VA ... Son of Pat and Vicki Hutchison ... Majoring in residential property management.

	G	AB	R	H	RBI	BAvg	BB	SO	2b	3b	HR	TB	SB-SBA
1999	52	175	49	50	44	.303	30	36	11	3	8	94	6- 7
2000	34	124	20	43	29	.347	11	28	10	3	6	77	2- 4
2001	55	203	47	65	25	.320	24	31	14	3	4	97	7- 14
Totals	141	502	116	158	98	.315	65	95	35	9	18	268	15- 25



32 Eric Jones

P • 6-2 • 185 • R/R • Fr. • Roanoke, Va.

A newcomer who is still developing his skills ... Possesses good bat speed and power potential, just needs to adjust his hitting mechanics to the college level ... Got some work on the mound during the fall ... Showed a good arm, but needs to gain better command of his pitches ... His progress during the preseason will determine his status for the 2002 season ...

High School: Lettered two seasons for Coach Randy Boone at Cave Spring ... Posted a 4-1 record and 2.37 earned run average on the mound as a senior ... Also contributed a .439 batting average and three home runs at the plate ... Was a second-team all-district pick as a pitcher and first baseman ... Also saw action at third base and as a designated hitter during his career ... Was 5-0 with a 0.51 ERA his junior year ... Hit five homers and batted .418 ... Earned first-team all-district honors as a pitcher and second-team recognition as a utility player ... Picked second-team All-Timesland by *The Roanoke Times* as a junior and senior ... Helped his team to district titles both years ...

Personal: Eric Sledd Jones ... Born 11/18/82 in Salem, VA ... Son of Warren and Carol Jones ... Enrolled in university studies.



14
**Matt
 Kalish**

OF • 6-0 • 170 • L/L • Fr. • Miami, Fla.

Will battle for the left field spot in preseason practice after working mainly in right field during the fall ... Isn't flashy, but has good outfield skills to go with an above average arm ... Gets good jumps and reads the ball well off the bat ... A promising young left-handed hitter with a nice, easy swing ... Must continue to adjust to college pitching and learn how to use the whole field ... Will benefit from the Hokies' strength and conditioning program ... Could see his share of action as a freshman ...

High School: Lettered two seasons as an outfielder for Coach Manny Fernandez at Killian High ... Hit .360 as the team's lead-off hitter his senior year ... Scored 32 runs and drove in 22 ... Hit two home runs and was 12-for-12 in stolen bases ... His team was rated as high as No. 4 in the nation by *USA Today* ... Team finished 24-5 with four one-run losses in 2001 ... Played on back-to-back district championship squads ... Named Comeback Player of the Year after missing most of his junior season due to medical problems ...

Personal: Matthew Scott Kalish ... Born 9/21/82 in Dallas, TX ... Son of Kenneth and Alicia Kalish ... Studying general engineering.



17
**Jeff
 Landing**

P • 6-3 • 175 • R/R • Fr. • Jamestown, N.C.

One of the top high school pitchers in North Carolina last spring ... Has a chance to log a significant number of innings as a freshman ... Is capable of throwing four pitches for strikes ... His best pitch is a live fastball ... Mixes his off-speed pitches well with his fastball ... Can give batters a different look ... Is very competitive on the mound and will challenge hitters ... Should get better and better as he gains experience and strength ... Will be a candidate for midweek starting duties, as well as action as a middle reliever ... Has a bright future ...

High School: Turned in a 7-3 pitching mark and 1.83 earned run average as a senior for Coach Reid Holmes ... Struck out 87 batters in 72.2 innings ... Also played in the outfield and batted .305 with 21 RBIs, five doubles and three homers ... Helped team to the second round of the state playoffs ... Named one of the Top 50 prospects in the state of North Carolina by *Baseball America* ... Runner-up for conference player of the year award ... Won the team's MVP award ... All-conference and all-state ... Played in East-West All-Star game ... Registered a 7-2 record as a junior with three saves and a 2.92 ERA ... Struck out 48 batters in 55 innings ... Batted .450, scoring 23 runs and driving in 15 ... Had seven doubles, two triples and two

home runs ... All-area and all-conference ... Team was 43-12 over his last two varsity seasons ...

Personal: Jeffrey Michael Landing ... Born 7/31/83 in Durham, NC ... Son of Frank and Tina Landing ... Enrolled in business.




20
**David
 Londrey**

C • 6-4 • 211 • R/R • Fr. • Richmond, Va.

Made the team as a walk-on during the fall ... Is expected to serve as the bullpen catcher this spring ... Helps provide Tech with quality depth at the catching position ... Could add some pop as a pinch-hitter ... Showed power potential in the fall ... Must continue developing his catching skills ... Communicates well with Tech's pitchers, but is still learning their tendencies and strengths ... In the future, he might push for the DH slot ...

High School: Played his senior season at Douglas Freeman High where he was a catcher for Coach Ken Moore ... Posted a .363 batting average as a senior ... Helped the team to a Colonial District championship and the semifinals of the state AAA tournament ... Attended St. Christopher's School in Richmond before transferring to Freeman ... Carried a .435 batting average his junior season ... Was named to the all-prep team following his sophomore and junior seasons ... Also lettered two years as a quarterback in football ...

Personal: David Sherwood Londrey ... Born 10/4/82 in Greenville, NC ... Son of Greg and Joy Londrey ... Enrolled in university studies.



34
**David
 McDonald**

INF • 6-2 • 205 • R/R • Fr. • Phoenix, Ariz.

Could open his first collegiate season alternating with left-handed hitter Chris Winterfeldt at first base ... Spent most of the fall adjusting to first base after playing third base in high school ... Still has some things to learn, but made significant improvement ... Posted some good offensive numbers in the fall ... Showed an ability to hit with two strikes ... Has a big body and good strength ... Possesses the potential to hit for power in the future ... Brings a good work ethic to the field ... His ability to adjust to the college game will be a factor in his playing time ... Has a bright future with the Hokies ...

High School: Was named the Male Athlete of the Year at Chaparral High for the 2000-2001 school year ... Helped the baseball team to the 4A state semifinals as a senior ... Was also a starter on the school's state championship football team ... Lettered three seasons in baseball as a third baseman for Coach Jerry Dawson ...

Continued on following page

McDonald

Continued from page 25

Hit .453 in 2001 with 14 doubles, three triples, four home runs and 42 RBIs ... Scored 40 runs and had a .534 on-base percentage ... His team won the Horizon National Invitation Tournament, which included 24 teams from around the nation ... Was named to the Arizona Senior Sun Belt Team and earned all-city and all-region honors ... Drove in 37 runs as a junior when he batted .456 with 12 doubles and seven home runs ... Scored 29 runs and had an .845 slugging percentage ... Baseball team won state championships his junior and sophomore years and posted a three-year record of 86-15 ... Football squad went 28-0 and won back-to-back state titles his junior and senior seasons ... Participated in ice hockey on the club level from 1993-98 ...

Personal: David Michael McDonald ... Born 9/20/82 in Lynchburg, VA ... Son of Jim and Carole McDonald ... Enrolled in university studies.



28
Jeff Monaco

INF • 5-11 • 172 • R/R • Fr. • Matthews, N.C.


A steady performer who made the team as a walk-on during the fall ... Shows great potential catching and throwing from the shortstop position ... Has a good bat with some pop ... Still needs to get stronger physically ... Will help provide depth at shortstop as a freshman ...

High School: Lettered three seasons as a shortstop/pitcher for Coach George Dedonato at Unionville High School in Pennsylvania ... Earned first-team all-conference honors as a senior after batting .470 and driving in 27 runs ... Contributed six doubles and three triples ... Was named the team's hitter of the year ... Posted a 3-2 record on the mound with a 1.64 earned run average ... Carried a .367 batting average as a junior with 15 RBIs, seven doubles and three triples ... Batted .413 for his American Legion team last summer, helping it to a sixth-place finish in the Pennsylvania state tournament ...

Personal: Jeffrey James Monaco ... Born 9/12/83 in Doylestown, PA ... Son of Bruce and Joanne Monaco ... Family now lives in North Carolina ... Enrolled in business.

Starts by Position

Catcher: Kevin Bice (32), Jed English (26); **First Base:** John West (56), Addison Bowman (1), Pat Pinkman (1); **Second Base:** Marc Tugwell (51), Christian Simmers (7); **Shortstop:** Spencer Harris (57), Simmers (1); **Third Base:** Bowman (56), Tugwell (2); **Left Field:** Ryan Murphy (32), Simmers (26); **Center Field:** Brad Bauder (36), Chris Hutchison (22); **Right Field:** Hutchison (31), Bauder (16), Murphy (11); **Designated Hitter:** English (22), Bice (18), Simmers (11), Pinkman (3), Brian Copeland (2), Hutchison (1), Bowman (1).



21
Pat Pinkman

P • 6-0 • 185 • L/L • 3VL • r-Sr. • Reston, Va.

A talented left-handed pitcher who puts his knowledge of the game to good use on the mound ... Showed the ability to dominate a game on the way to 16 wins in his first two seasons at Tech ... Has yet to completely regain that form after sitting out the 2000 season and seeing limited action in 2001 ... Was slowed last season by back spasms and shoulder pain ... Worked extremely hard during the fall and pitched without pain ... Showed signs of regaining his velocity, which should help him be more effective this spring ... Is being counted on to be one of Tech's top four starters ... Also has the ability to be an excellent reliever ... Has one of the best pickoff moves in college baseball ... Pitched just 19 innings last season and still led the team with seven picks ... Was named the Co-Pitcher of the Year in the Cape Cod League during the summer of 1999 ... Was the Atlantic 10 Rookie of the Year and a freshman All-America pick in 1998 ... Will concentrate on pitching this season after spending some time working at first base last year ... Could give the Hokies a big boost ...

2000-01: Appeared in 13 games as a pitcher ... Saw action in 11 other games as either a first baseman, a designated hitter, a pinch-hitter or a pinch-runner ... Contributed a single and scored a run as a pinch-hitter at Campbell ... Started at DH in a 6-5 win over ODU and went 1-for-2 with a sacrifice fly, a walk and a run scored ... Also got starts as a DH against Rollins and Radford ... Collected a hit and scored two runs against Radford ... Posted a pinch-hit single against Boston College ... Got a start at first base versus St. John's ... Got limited playing time at first in four games ... Batted .235 in his 17 at bats ... Came out of the bullpen in all but one of his pitching appearances ... Struck out two in an inning of work against High Point ... Did not allow an earned run in 10 of his 13 appearances ... Eight of the nine earned runs he allowed came during outings at Seton Hall and West Virginia ... Made his only start at VCU and took the loss despite allowing just one run in his 2.2 innings of work ... Pitched two scoreless innings against VMI ... Turned in 4.2 innings of work during the BIG EAST tournament, allowing just three hits and no runs ... Struck out three batters during 3.1 innings of two-hit relief against Seton Hall in the tournament ... Worked a total of 19 innings during the season ... Finished 0-2 with a 4.26 earned run average ...

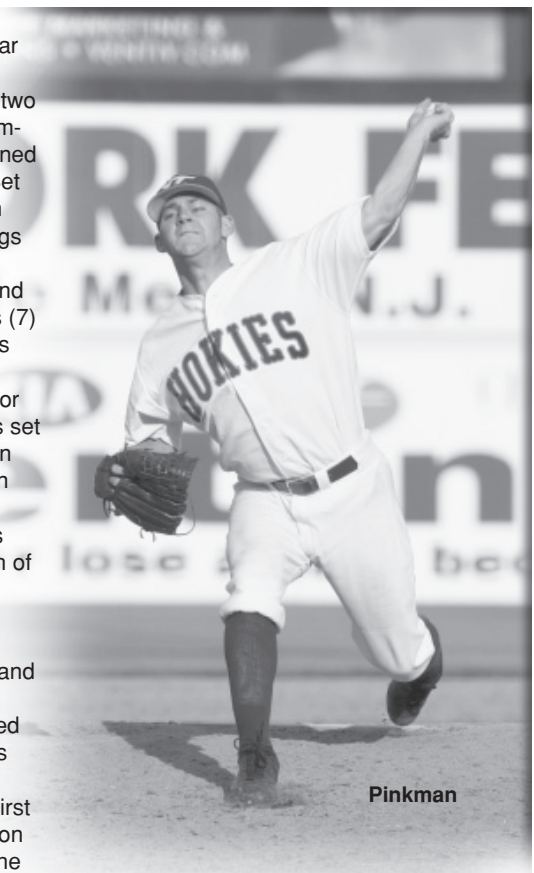
1999-00: Attended school but did not play during the 2000 season ...

1998-99: Shared the team lead with 15 starts in 21 appearances ... Worked a team-high 118.2 innings with a 9-5 record ... Also added two saves ... Held the opposition to a .276 batting average ... Collected 94 strikeouts ... Led the team in complete games (9), shutouts (2) and earned run average (3.72) ... Posted a season-high 10 strikeouts versus Rollins for his first victory of the season ... Gave up just two hits in a complete-game win against St. Bonaventure ... Posted five straight wins after opening with a 4-4 record ... Hurlled a three-hitter against Dayton and a four-hitter at Duquesne ... Collected saves against Old Dominion and Richmond ... Named to the Atlantic 10 All-Championship team after pitching a complete game for a 4-3 win versus Temple ... Allowed only one earned run against the Owls while striking out six ...

1997-98: Was named to the 1998 Louisville Slugger Freshman All-America team selected by *Collegiate Baseball* ... Also honored as

the Atlantic 10 Rookie of the Year ... Finished the season 7-2 with two saves and a team-leading 3.97 earned run average ... Set school freshman records for innings pitched (88.1), strikeouts (82) and complete games (7) ... His seven wins tied the school freshman mark for pitching victories set by Todd Trickey in 1981 ... Turned in six consecutive complete-games during the month of April ... Held opponents to a team-low .235 batting average and hurled a pair of shutouts ... Lasted just three innings against Georgia Southern in his first start of the season ... Came out of the bullpen to post saves against Old Dominion and Campbell in his first two relief appearances ... Allowed just five hits over nine innings against Liberty in his second start, striking out a season-high 12 batters and walking just one ... Gave up just one earned run in 6.2 innings against Toledo but did not get a decision ... Won his first five starts in the month of April before losing at James Madison on the final day of the regular season ... Pitched a one-hit shutout versus Xavier and a two-hit shutout against Duquesne ... Retired 13 of the last 14 batters he faced in a six-hit win against Virginia ... Faced just four batters over the minimum in a nine-inning victory at Dayton ... Registered 10 strikeouts in back-to-back wins over UVa and Dayton ... Suffered losses to Radford and James Madison ... Appeared in 17 games, 13 as a starter ... Issued two walks or less in 14 of his 17 appearances ... Posted a 4-0 mark in A-10 regular-season play with a 2.57 ERA ... Added a win over UMass in the first round of the Atlantic 10 tournament ... League teams hit just .168 against him ... Allowed only 20 hits in 35 innings of regular-season work against Atlantic 10 teams ... Led the team in ERA, pitching starts, strikeouts, shutouts and complete games ... Tied for the lead in pitching appearances and saves ...

High School: Turned in an outstanding senior season for Coach Scott Rowland at South Lakes High ... Helped the team to the state final four with a 12-2 record, including a 6-0 mark in postseason play ... Struck out 140 batters in 87 innings of work ... Threw back-to-back one hitters and allowed a total of just seven hits over one four-game stretch ... Posted a 1.30 earned run average on the way to all-district, all-region and all-Metro honors ... Was named the Journal Newspapers Player of the Year and was an honorable mention selection on the *USA Today* All-USA high school baseball team ... Set a state record for most wins in a regional tournament with four ... Picked off 18 runners during his junior year when he was 4-5 with a 2.10 ERA ... Five of his pickoffs came in one game ... Struck out 66 men on the season and won all-district honors ... Helped the Fairfax County Eagles to the championship bracket of the Continental Amateur Baseball Association High School World Series, winning nine games along the way ...



Pinkman

Personal: Patrick Sean Pinkman ... Born 9/24/79 in Reston, VA ... Son of John Pinkman and Susan Pinkman ... Has served as an instructor in his father's pitching school, Pinkman Pitching ... Majoring in art.

	W	L	IP	H	R	ER	ERA	BB	SO	G	S	CG	SHO	SV
1998	7	2	88.1	78	46	39	3.97	29	82	17	13	7	2	2
1999	9	5	118.2	124	59	49	3.72	35	94	21	15	9	2	2
2001	0	2	19.0	23	10	9	4.26	7	10	13	1	0	0	0
Totals	16	9	226.0	225	115	97	3.86	71	186	51	29	16	4	4


	G	AB	R	H	RBI	BAvg	BB	SO	2b	3b	HR	TB	SB	SBA
1999	1	1	0	1	0	1.000	0	0	0	0	0	1	0	0
2001	11	17	4	4	1	.235	3	5	0	0	0	4	0	0
Totals	12	18	4	5	1	.278	3	5	0	0	0	5	0	0

A versatile pitcher who seems to get better with every outing ... Ranks as one of the Hokies' top three starting pitchers ... Has also been effective as a short and middle reliever during his Tech career ... Throws three above-average pitches for strikes ... Is tough to beat when he has command of all three pitches ... Possesses good poise and confidence ... Holds runners well ... Continues to show added velocity ... Has earned his success through good, hard work ... Voted one of the team's co-captains for 2002 ... Will be a key figure for the Hokies ...

2000-01: Appeared in 20 games, including eight as a starter ... Was used in a closing role in nine games and as a middle reliever three times ... Compiled a 3-5 record with four saves and a 3.73 earned run average ... Pitched a total of 72.1 innings ... Struck out 55 batters and walked 20 ... Did not allow an earned run and gave up only one unearned run during his nine appearances (12.2 innings) as a closer ... Gave up just four earned runs as a reliever ... Started games against Central Michigan and Richmond, but did not get decisions ... Struck out eight batters in six innings of work against Central Michigan ... Pitched a seven-inning complete game for a 3-2 win over Notre Dame ... Allowed just one earned run, struck out five and walked only one ... Saw action in all three games at UConn ... Picked up a save, but was also tagged with two losses ... Hurlled 2.1 innings of shutout relief at Rutgers ... Worked three innings of scoreless relief for a win at Radford ... Went all nine innings in a win over Virginia in Salem ... Scattered six hits in that game and allowed just one run ... Struck out seven UVa batters and walked only one ... Struck out all three men he faced to earn a save against Radford at Pulaski ... Suffered losses in starts against West Virginia, Pittsburgh and Seton Hall ... Struck out a Notre Dame batter with two outs and the bases loaded in the bottom of the ninth to save a Tech win in the opening round of the BIG EAST tournament ...

1999-00: Earned a win in relief against West Virginia ... Made his first start of the season against Kent and went nine innings for a win ... Pitched 7.1 strong innings for an A-10 win at GW ... Allowed just two runs in a complete-game win against Rhode Island ... Suffered back-to-back losses against UMass and Wake Forest ... Worked 4.1 innings of relief, fanning six batters, to collect a win against Duquesne ... Struck out 10 batters in the A-10 championship game

Continued on following page



Runyon

Runyon

Continued from page 27

against UMass but did not get a decision ... Pitched in a total of 17 games, with nine starts ... Finished 5-4 on the season with an 8.65 ERA ... Ranked third on the squad in innings pitched (67.2) and strikeouts (56) ... Led the team in batters struck out looking with 22 ... Seventy-six percent of his outs came on ground balls and strikeouts ... Coaxed eight double-plays and 98 total groundouts ...

1998-99: Appeared in 14 games, including a start at home against Liberty ... Pitched 6.1 innings of relief at James Madison ... Earned a win with 1.1 scoreless innings against West Virginia ... Posted a save in Tech's 12-10 win over St. Bonaventure ... Worked 3.1 innings and suffered a loss in his lone start against Liberty ... Pitched three strong innings of relief and struck out five during Tech's loss to La Salle in the second round of the A-10 Championships ... Came back the next day to contribute a season-high 6.2 innings and pick up a win over La Salle in the tournament championship game ... Finished the season with a 2-2 record, one save and a 6.94 earned run average in 35 innings of work ...

High School: Played his senior year at Greenbrier Christian Academy where he posted an 8-0 pitching record and 0.86 earned run average for Coach Gary Lavelle ... Struck out 82 batters in 57 innings pitched ... Also played third base ... Contributed a .378 batting average and 36 RBIs ... Named the Tidewater Conference of Independent Schools Most Valuable Player ... Also first-team All-Tidewater and all-state ... Was a preseason honorable mention All-America pick by High School Baseball USA magazine ... Played his freshman, sophomore and junior seasons for Coach Phil Braswell at Nansemond River ... Compiled a 7-2 pitching mark and 2.68 ERA on the way to team MVP honors as a junior ... Hit .385 and drove in 15 runs ... Was 5-1 on the mound his sophomore year with a 1.89 ERA ... Posted a .358 batting mark that season with 29 runs batted in ... Earned all-district, all-region and honorable mention all-state honors ... A member of the National Honor Society ...

Personal: Roy Aldon Runyon III ... Born 9/27/80 in Portsmouth, VA ... Son of Roy and Kathy Runyon ... Majoring in management.

	W-	L	IP	H	R-	ER	ERA	BB	SO	G	S	CG	SHO	SV
1999	2-	2	35.0	48	30-	27	6.94	16	22	14	1	0	0	1
2000	5-	4	67.2	121	86-	65	8.65	21	56	17	9	2	0	0
2001	3-	5	72.1	96	36-	30	3.73	20	55	20	8	2	0	4
Totals	10-	11	175.0	265	152-	122	6.27	57	133	51	18	4	0	5



8
Joe
Saunders

P • 6-3 • 195 • L/L • 2VL • Jr. • Springfield, Va.

The Hokies are looking for a big season from their No. 1 pitcher ... Selected second-team on the 2002 *Baseball America* Preseason All-America team voted by the scouting directors of major league clubs ... Enjoyed an outstanding summer in the Cape Cod League ... Was rated the No. 3 pitcher in the league by Peter Gammons ... A preseason All-BIG EAST pick by the league coaches ... Has developed into a complete pitcher ... Got away from a strikeout mentality and learned how to get batters out with quality pitches ... Mixes an outstanding changeup with his fastball ... Continues to develop his slider ... Can dominate a game when he has command of his pitches ... Possesses an effortless left-handed delivery and doesn't get rattled ... Has posted back-to-back nine-win seasons ... Suffered losses in two of his first three outings in 2001, then went 8-1 with a 2.95 ERA during his last 14 trips to the mound ... Was pushed into a key role early as a freshman due to unexpected personnel losses on the pitching staff ... Responded to the challenge by going 9-2 and earning first-team All-Atlantic 10 Conference honors ... Named to the 2000 Louisville Slugger Freshman All-America team and was a second-team pick on the *Baseball America* Freshman All-America squad ... Was a fifth-round draft choice of the Philadelphia Phillies as a high school senior but did not sign ... Rated the No. 4 prospect in the BIG EAST baseball conference by *Baseball America* ...

2000-01: Earned second-team All-BIG EAST honors ... Posted a 9-3 pitching mark with a 3.48 earned run average ... Made 17 appearances, including 14 starts ... Turned in five complete games and pitched a total of 116.1 innings ... Struck out 87 batters during the season and walked 40 ... Allowed just five hits and two runs in a complete-game victory against Old Dominion in February ... Struck out eight batters in that game ... Sandwiched that win between road losses at Campbell and Rollins ... Did not lose again until a May 12 defeat at Pittsburgh ... Registered a complete-game win against Boston College ... Pitched five shutout innings in a win over St. John's ... Picked up a win in relief against Notre Dame ... Gave up just four hits in seven innings for a win versus Villanova ... Posted wins in consecutive starts against West Virginia, Georgetown and Liberty ... Allowed just one unearned run and five hits in 7.1 innings versus the Flames ... Had eight strikeouts in his loss to Pittsburgh ... Worked 8.2 innings for a win against Notre Dame in the opening round of the BIG EAST tournament ... Went 7-1 against BIG EAST teams ... Had an outstanding summer in the Cape Code League ... Registered a 4-3 record and 1.02 ERA ... Worked 53 innings with 61 strikeouts and only 11 walks ... Pitched two shutout innings in the Cape's All-Star game, striking out three batters ...

1999-00: Pitched eight innings in his first start, earning a win at High Point ... Struck out eight batters and allowed just five hits and one run in that outing ... Allowed just five hits and two runs in a complete-game win at UNC Wilmington ... Gave up only one unearned run in a win over Radford ... Suffered his first loss at GW, giving up seven runs in five innings ... Bounced back to win five-straight starts ... Pitched 22 consecutive scoreless innings during one stretch ... Had back-to-back shutouts against UMass and Xavier,

allowing just three hits in each game ... Also pitched eight shutout innings for a win over Rhode Island ... Fanned nine batters in 6.1 innings against Duquesne but suffered his second loss ... Missed the last week of the regular season and the A-10 Championship after he was diagnosed with mononucleosis ... Returned to action against Cal State Fullerton in NCAA regional competition and pitched seven innings without a decision ... Registered a 9-2 record and a team-leading 3.92 earned run average over 101 innings pitched ... Had 17 appearances, 15 starts, four complete games and two shutouts ... Second on the team in strikeouts with 66 ...

High School: Posted a 22-4 pitching mark in three varsity seasons at West Springfield High ... Was a pitcher/first baseman for Coach Ron Tugwell ... Struck out 112 batters in 75.2 innings his senior year on the way to an 8-4 record ... Walked just 17 batters and registered a 2.96 earned run average ... Contributed a .325 batting average with six home runs, 23 runs batted in and 20 runs scored ... Finished 11-0 on the mound as a junior with a 1.22 ERA and 101 strikeouts in 73.2 innings ... Batted .308 and drove in 20 runs ... Was first-team all-district, all-region and *Washington Post* All-Metro as both a junior and senior ... Also a two-time pick for the *USA Today* All-USA Team ... Earned first-team all-state honors his junior season and second-team honors as a senior ... Went 3-0 as a pitcher his sophomore season, working 22.2 innings with 36 strikeouts, 11 walks and a 0.65 ERA ... Helped the team to a state AAA championship in 1998 ... Played in the Virginia High School League all-star game ...

Personal: Joseph Francis Saunders III ... Born 6/16/81 in Fairfax, VA ... Son of Mary Ellen Saunders and Joseph Saunders Jr. ... Enrolled in family financial management.

	W	L	IP	H	R	ER	ERA	BB	SO	G	S	CG	SHO	SV
2000	9	2	101.0	110	48	44	3.92	53	66	17	15	4	2	0
2001	9	3	116.1	121	56	45	3.48	40	87	17	14	5	0	0
Totals	18	5	217.1	231	104	89	3.69	93	153	34	29	9	2	0



27
Chris Stanton


OF/INF • 6-2 • 175 • R/R • Fr. • Centreville, Va.

A highly-regarded walk-on who made the Tech squad during fall tryouts ... Worked mostly at third base during the fall, but his athletic ability will help make him a prime candidate to fill the opening in left field this spring ... Still has a lot to learn about playing the outfield ... Possesses all the skills to be successful, including an above-average arm ... Runs well enough to be considered for the lead-off spot in the batting order ... Was one of the team's best offensive players during the fall ... A good two-strike hitter ... Puts the ball in play and seldom strikes out ... Has the potential to hit for a good average ... Could develop into a good base stealer ... Brings added versatility to the team with his ability to play third base, shortstop or in the outfield ... Could play an important role as a freshman ...

High School: Lettered two seasons as a shortstop for Coach Don Warren at Centreville ... Batted .333 with a pair of triples as a senior ... Earned all-district and all-region honors ... Helped the team to a 21-9 record and the semifinals of the state AAA tournament ... Hit three home runs and a pair of triples as a junior ... Finished with a .380 batting average on the way to all-district and all-region recognition ... Lettered two seasons as a receiver in football ... Played

on Centreville's state championship football team as a senior ...

Personal: Christopher Blair Stanton ... Born 4/4/83 in Los Angeles, CA ... Son of Lou and Adrienne Stanton ... Studying general engineering.




35
Wyatt Toregas

C • 5-11 • 190 • R/R • Fr. • Ashburn, Va.

A talented newcomer with the ability to make an impact as a freshman ... An outstanding hitter with a short, compact swing ... Has a quick bat and more power potential than anyone on the squad ... Can hit to all fields ... Showed flashes of adjusting to college level pitching in the fall ... Must continue to develop his patience at the plate ... Has good defensive skills and the quickest release of the catchers ... Is working to become more familiar with the Tech pitching staff and to learn how to work them during game situations ... Will be a factor as a DH and catcher ...

High School: Lettered four seasons as a catcher for Coach Galvin Morris at South Lakes ... Batted .609 as a senior with three home runs, 12 doubles and 15 runs batted in ... Earned all-district, all-region, and first-team Group AAA all-state honors ... Named the MVP of the Virginia High School League All-Star Game ... During the summer, he set a new Connie Mack World Series record for batting average, hitting .765 (13-for-17) to help his team finish second ... Selected second-team *Washington Post* All-Metro ... Hit .418 with two homers his junior year and .491 with a pair of homers his sophomore season ... Earned all-county and all-district honors both years ... Also lettered four years as a wrestler and three as a member of the golf team ...

Personal: Wyatt Reeder Toregas ... Born 12/2/82 in Fairfax, VA ... Son of William and Laura Toregas ... Enrolled in university studies.



7
Marc Tugwell

INF • 6-0 • 190 • R/R • 2VL • Jr. • Springfield, Va.

His knowledge of the game and outstanding baseball savvy make him a coach on the field ... Knows what to do with the baseball ... A real asset to the infield ... Is capable of playing second, third or shortstop ... Enjoyed a good year in the field and at the plate in 2001 ... Has great hands, good feet and an outstanding arm ... Turns the double-play ... Helped Tech register a school-record 66 double plays as a freshman in 2000 ... His .980 fielding average last season was the best for a Tech second baseman in Coach Chuck Hartman's 23 seasons ... Finished the year with the second-highest season putout total for a Tech second baseman and the third-highest assist total ...

Continued on following page

Tugwell

Continued from page 29

His 307 total chances were the second most for a Tech player at that position ... Handles the bat well and is a good situational hitter ... Coaches hope he will continue to build on his offensive numbers from '01 ... Has started 100 of the 108 games in which he has played for the Hokies ...

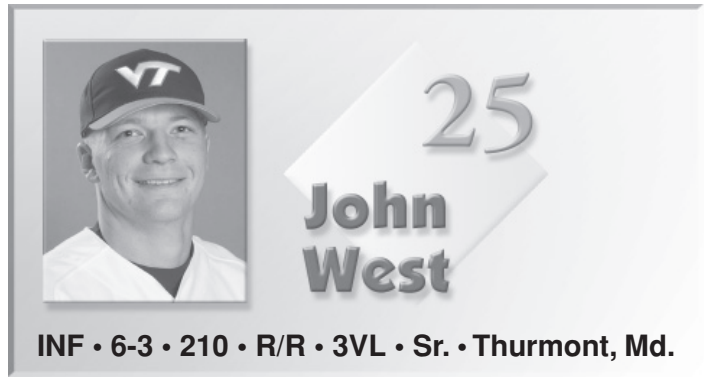
2000-01: Played in 57 games with 51 starts at second base and two at third base ... Posted a .301 batting average with 27 runs scored and 24 runs batted in ... Contributed 10 doubles and four home runs ... Committed just six errors and posted a .980 fielding mark ... Helped the Hokies turn 63 double plays ... Opened the season with a 3-for-5 performance at Campbell that included two doubles and two runs batted in ... Collected three hits and scored two runs in a loss to Central Michigan ... Earned BIG EAST Player of the Week honors in late March after batting .571 (8-14) during a four-game span ... During that stretch, he was instrumental in a double-header sweep of then No. 8 Notre Dame ... Drove in the game-winning run with a single in the final inning of the first game ... Belted two doubles and a single in the second game ... Was 5-for-8 in those two games ... Also went 3-for-4 with two home runs, three RBIs and three runs scored in a win over St John's that week ... Added a home run and three runs batted in during a home game with Wake Forest ... Had a home run among his three hits against High Point ... Finished with three RBIs in that game ... Turned in nine assists during a win over Old Dominion, just one short of the Tech record for a second baseman ... Went 3-for-4 with two RBIs and two runs scored in the first of three games at West Virginia ... Was 4-for-7 with three runs batted in and two runs scored during Tech's two wins over Notre Dame in the BIG EAST tournament ... Saw action at third base in six games ... Played in the Alaska League during the summer ...

1999-00: Hit .283 with 32 runs batted in and 23 runs scored ... Tied for second on the team in multiple-RBI games with 12 and was third in doubles with 13 ... Batted .349 with runners on base and .700 with the bases loaded ... Committed just two errors in the Hokies' last 15 games and fielded .954 at second base and .946 overall ... Turned in three hits and two RBIs against West Virginia in his second college game ... Went 3-for-3 with two doubles and three runs batted in at George Mason ... Also had a pair of doubles against Liberty ... Belted a two-run homer in a win over Radford ... Contributed six hits and seven RBIs during a three-game sweep of Rhode Island ... Was 6-for-12 in the UMass series ... Collected three hits and three RBIs in a game at James Madison ... Homered to start Tech's comeback-win in the A-10 title game ... Posted 41 starts at second base and six at shortstop ...

High School: Helped West Springfield to a 56-18 record during his three varsity seasons ... Lettered three years as a shortstop for his dad, Ron ... Batted .432 in 1999 with eight home runs, 26 runs batted in and 26 runs scored ... Named the Patriot District Player of the Year ... Earned first-team all-district and all-region honors ... Also selected second-team all-state ... Carried a .407 batting average as a junior when the team won the Virginia Group AAA championship ... Collected 33 hits and scored 25 runs that season ... Picked first-team all-district and all-region ... Played in the state high school all-star game last summer ... A member of the National Honor Society ...

Personal: Marc Steven Tugwell ... Born 4/16/81 in Falls Church, VA ... Son of Ron and Peggy Tugwell ... Studying family financial management.

SBA	G	AB	R	H	RBI	BAvg	BB	SO	2b	3b	HR	TB	SB-
2000	51	159	23	45	32	.283	14	26	13	0	3	67	0-
2001	57	196	27	59	24	.301	9	28	10	0	4	81	1-
Totals	108	355	50	104	56	.293	23	54	23	0	7	148	1-



INF • 6-3 • 210 • R/R • 3VL • Sr. • Thurmont, Md.

Will play a key role in Tech's success this season with both his offense and defense ... Was moved back to third base during the fall after spending the past two seasons at first base ... Started 59 games at third as a freshman in 1999 ... Readjusted quickly to the position during the fall ... Has good range and a solid arm ... Led the Hokies in batting last season with a .357 average ... Bounced back from a sophomore slump that saw him hit just .235 with 15 RBIs ... Hits well to all fields and has some power ... Drove in 42 runs last year and 51 as a freshman in 1999 ... Needs to look for his pitches, cut down on his strikeouts and continue to drive in runs ... Coaches hope he will carry last year's success over to this season and continue to build on it ... Runs the bases well ... Was second-team All-BIG EAST in 2001 ... Won the team's strength and conditioning competition for the second straight year ... Expected to be a team leader ...

2000-01: Posted eight multiple-hit games in his first 14 games ... Went 9-for-15 during one four-game span with three doubles, a triple, four RBIs and four runs scored ... Hit two home runs during a 3-for-5 outing at Radford ... Drove in three runs and scored two in that game ... Batted in a pair of runs in a 9-8 win over Notre Dame ... Had three hits and three RBIs in a win at Rutgers ... Singled, doubled and homered during a five-RBI performance at High Point ... Smacked two homers and collected a season-high six RBIs in the first of three games against Georgetown ... Went 4-for-4 in the second game with the Hoyas and finished the series 8-for-10 at the plate with seven RBIs, four runs scored, two doubles, two homers, two stolen bases and a triple ... Registered six hits during Tech's three games at Pittsburgh ... Topped the team with a .357 batting average ... Also led the team with 75 hits and four triples ... Contributed 12 doubles and tied for the team lead in home runs with seven ... Was second on the team with 42 runs batted in ... His nine stolen bases ranked second on the squad ... Had the most multiple-hit games with 25 and tied for the most multiple-RBI outings with 12 ... Batted .415 with two outs ... Carried a .398 batting average in BIG EAST games ... Started all 56 of the games in which he played ...

1999-00: Played in 56 games, batting .235 with 11 doubles, three home runs and 15 runs batted in ... Turned in back-to-back three-hit games against Rhode Island and Richmond ... Was 3-for-5 with a home run, two RBIs and two runs scored in a game against Kent ... Contributed two doubles and two RBIs in a win over Xavier ... Drove in the winning run in a 7-6 win over Duquesne with a pinch-hit double ... Was successful on six of his seven stolen base attempts ... Committed just three errors on the season and played error-free in his last 38 games ...

1998-99: One of only three Tech players to start every game ... Made all 59 starts at third base ... Went 3-for-4 with four runs batted in and two runs scored at High Point in his second collegiate game ... Registered a double, a home run and three RBIs in a 10-9 loss at Wake Forest ... Drove in five runs during a pair of wins at West Virginia ... Had back-to-back three-hit games against George Washington ... Collected four hits, including a homer and knocked in three runs during a win at Liberty ... Posted multiple hits in 11 of Tech's first 20 games ... Finished the season with 21 multiple-hit games and 15 multiple-RBI outings ... Earned Atlantic 10 All-Tournament honors after accounting for seven hits, three doubles and



West

seven RBIs in five games ... Also named to the all-tournament team at the NCAA Regional in Winston-Salem where he drove in six runs during Tech's three games ... Finished the season hitting .307 ... Turned in 13 doubles, a triple and four home runs ... Drove in 51 runs and scored 45 ... Fielded .903 in 154 chances at third base ...

High School: Saw action as an infielder, outfielder and pitcher during his four years at Catocin High ... Lettered all four seasons for Coach Tom Sherald ... Hit .652 his senior year with five home runs and 34 runs batted in ... Also posted a 7-1 record as a pitcher ... Named the Mid-Maryland Player of the Year, the Tri-State Player of the Year and the *Frederick Gazette* Player of the Year ... Won the Diamond Award as his team's most valuable player ... Registered a .418 batting average as a junior ... Contributed six homers and 37 RBIs ... Went 3-2 on the mound ... A two-time all-league pick ... Played for the Oriolanders Showcase team the summer before his senior year ... Selected to play in the Crown All-Star Game at Camden Yards ...

Personal: Jonathon Hamilton West ... Born 3/9/80 in Gettysburg, PA ... Son of Bryon and Donna West ... Majoring in environmental protection and policy.

	G	AB	R	H	RBI	BAvg	BB	SO	2b	3b	HR	TB	SB-SBA
1999	59	215	45	66	51	.307	17	43	13	1	4	93	2- 4
2000	56	166	30	39	15	.235	15	42	11	0	3	59	6- 7
2001	56	210	38	75	42	.357	20	43	12	4	7	116	9- 15
Totals	171	591	113	180	108	.305	52	128	36	5	14	268	17- 26

36
Mike Williams

P • 6-0 • 185 • R/R • r-Fr. • Baltimore, Md.

Tried out for the team in the fall and made the roster ... Showed a good curveball and solid control ... Works hard and has good potential ... Could be used in middle relief ... His ability to throw strikes and get outs with consistency will determine his role this season ... Attended Tech in 2000-2001 but was not a member of the team ...

High School: Was a pitcher and infielder for Coach Bill Yosca at Towson High ... Saw action at both second base and shortstop during his four varsity seasons ... Finished with a 9-0 pitching mark

his senior year ... Struck out 65 batters and carried a 1.36 earned run average ... Also contributed a .476 batting average with 17 doubles, eight triples, three home runs and 35 runs batted in ... Named all-county, all-division, and second-team all-Metro ... Selected to Team Maryland and played in the Crown All-Star Game ... Batted .480 and recorded a 4-1 pitching mark as a junior ... Helped his team to the Maryland 2A state title ... Earned first-team all-county and all-division honors ... Lettered four years in baseball, three in basketball and two in football ... A member of the National Honor Society ...

Personal: Michael Satterlee Williams ... Born 10/18/81 in Baltimore, MD ... Son of Charles Williams and Pam Satterlee-Williams ... Enrolled in physical education.

19
Chris Winterfeldt

INF • 6-1 • 185 • L/L • 1VL • r-Jr. • Lynchburg, Va.

Is competing for the starting duties at first base after missing the entire 2001 season ... Played in the outfield during the 2000 season and hit .294 ... Underwent elbow surgery following the season and was held out of competition during the 2000-2001 school year ... Was moved to first base for 2001 fall practice ... Struggled offensively but made a big impression with his defensive skills and footwork at first base ... Worked hard leveling out his swing in the offseason, which should help him become a more consistent hitter this spring ... Is expected to be a big contributor from the left side of the plate ... Could end up rotating at first base with right-hand hitting freshman David McDonald ...

2000-01: Underwent elbow surgery after the 2000 season ... Did not participate in fall practice ... Was held out of competition during the 2001 season to allow more time to recover from his injury ...

1999-00: Played in 39 games ... His 27 starts included 12 in right field, 10 in left field and five at DH ... Batted .294 with 18 RBIs ... Hit safely in 10 of his last 13 games ... Carried a .394 batting average with runners in scoring position ... Turned in two hits, including a triple, and stole two bases during a win over Tennessee ... Smacked a three-run homer at High Point ... Collected a season-high three hits and scored twice in a loss at James Madison ... Drove in two runs in games against Kent, UMass and Duquesne ... Had two hits and three RBIs in another game with Duquesne ... Posted six doubles, a triple and two home runs ...

Methodist: Saw action in 23 games as an outfielder for Coach Tom Austin at Methodist College in Fayetteville, NC ... Drew seven starts ... Collected eight hits, including two doubles, in 37 at bats for a .216 batting average ... Scored eight runs and drove in five ...

High School: Saw action as a pitcher, first baseman and outfielder for Coach Jim Thacker at Jefferson Forest High ... Lettered three seasons ... Earned first-team all-area, all-district, all-region and all-state honors his senior year ... Helped his American Legion team to a state championship in 1996 ... Played in the '96 Dixie Youth World Series ...

Personal: Christopher Todd Winterfeldt ... Born 6/29/80 in Jackson, MS ... Son of Todd and Robin Winterfeldt ... Enrolled in interdisciplinary studies.

	G	AB	R	H	RBI	BAvg	BB	SO	2b	3b	HR	TB	SB-SBA
2000	39	102	17	30	18	.294	15	20	6	1	2	44	4- 5

2002 Opponents

Western Carolina (Catamounts)

Location: Cullowhee, N.C.
Home Field: Hennon Stadium/Childress Field
Capacity: 1,500
Coach: Todd Raleigh
Record at WC: 45-51 (2 yrs.)
Career Record: same
Conference: Southern
'01 Record: 30-26
Letterwinners Returning/Lost: 7/2
Baseball Contact: Mike Cawood
Phone/Fax: (828) 227-2339/227-7688
Website: www.catamountsports.com

Citadel (Bulldogs)

Location: Charleston, S.C.
Home Field: Riley Park
Capacity: 6,000
Coach: Fred Jordan
Record at Citadel: 363-235 (9 yrs.)
Career Record: same
Conference: Southern
'01 Record: 38-24 (NCAA)
Letterwinners Returning/Lost: 15/8
Baseball Contact: Mike Hayden
Phone/Fax: (843) 953-5120/953-5058
Website: www.citadelsports.com

Old Dominion (Monarchs)

Location: Norfolk, Va.
Home Field: Bud Metheny Complex
Capacity: 2,500
Coach: Tony Guzzo
Record at ODU: 230-164 (7 yrs.)
Career Record: 661-530-2 (23 yrs.)
Conference: Colonial Athletic Association
'01 Record: 19-37
Letterwinners Returning/Lost: 11/13
Baseball Contact: Carol Hudson, Jr.
Phone/Fax: (757) 683-3372/683-3119
Website: www.odusports.com

James Madison (Dukes)

Location: Harrisonburg, Va.
Home Field: Long Field/Mauck Stadium
Capacity: 1,200
Coach: Spanky McFarland
Record at JMU: 122-109-2 (4 yrs.)
Career Record: 298-333-3 (12 yrs.)
Conference: Colonial Athletic Association
'01 Record: 36-23-1
Letterwinners Returning/Lost: 24/5
Baseball Contact: Curt Dudley
Phone/Fax: (540) 568-6154/568-3703
Website: www.jmu.edu

Western Michigan (Broncos)

Location: Kalamazoo, Mich.
Home Field: Hyames Field
Capacity: 4,000
Coach: Fred Decker
Record at WMU: 723-627-6 (26 yrs.)

Career Record: same
Conference: Mid-American
'01 Record: 26-28
Letterwinners Returning/Lost: 16/8
Baseball Contact: Geoff Brown
Phone/Fax: (616) 387-4123/387-4139
Website: www.wmubroncos.com

Charlotte (49ers)

Location: Charlotte, N.C.
Home Field: Phillips Field
Capacity: 2,000
Coach: Loren Hibbs
Record at Charlotte: 277-235-2 (9 yrs.)
Career Record: same
Conference: Conference USA
'01 Record: 24-31
Letterwinners Returning/Lost: 17/9
Baseball Contact: Brent Stastny
Phone/Fax: (704) 687-6313/687-4918
Website: www.charlotte49ers.com

UNC Wilmington (Seahawks)

Location: Wilmington, N.C.
Home Field: Brooks Field
Capacity: 3,000
Coach: Mark Scalf
Record at UNCW: 285-284 (10 yrs.)
Career Record: same
Conference: Colonial Athletic Association
'01 Record: 33-22
Letterwinners Returning/Lost: 16/10
Baseball Contact: Joe Browning
Phone/Fax: (910) 962-3236/962-3686
Website: www.uncwil.edu/athletics

Virginia Commonwealth (Rams)

Location: Richmond, Va.
Home Field: The Diamond
Capacity: 12,134
Coach: Paul Keyes
Record at VCU: 256-156 (7 yrs.)
Career Record: same
Conference: Colonial Athletic Association
'01 Record: 41-19 (NCAA)
Letterwinners Returning/Lost: 17/7
Baseball Contact: Scott Garbarini
Phone/Fax: (804) 828-1740/828-9428
Website: www.vcu.edu/vcurams

Richmond (Spiders)

Location: Richmond, Va.
Home Field: Pitt Field
Capacity: 600
Coach: Ron Atkins
Record at UR: 507-392-4 (17 yrs.)
Career Record: same
Conference: Atlantic 10
'01 Record: 27-26
Letterwinners Returning/Lost: 17/8
Baseball Contact: Simon Gray
Phone/Fax: (804) 289-8320/289-8820
Website: www.RichmondSpiders.com

Le Moyne (Dolphins)

Location: Syracuse, N.Y.
Home Field: Rockwell Field
Capacity: 2,000
Coach: Steve Owens
Record at Le Moyne: 52-35 (2 yrs.)
Career Record: 306-117-1 (9 yrs.)
Conference: Metro Atlantic
'01 Record: 29-20
Letterwinners Returning/Lost: 20/6
Baseball Contact: Mike Donlin
Phone/Fax: (315) 445-4412/445-4678
Website: www.lemoyne.edu/athletics

Ohio (Bobcats)

Location: Athens, Ohio
Home Field: Wren Stadium
Capacity: 6,000
Coach: Joe Carbone
Record at OU: 422-310-1 (13 yrs.)
Career Record: same
Conference: Mid-American
'01 Record: 29-25
Letterwinners Returning/Lost: 17/3
Baseball Contact: Jonathan Gordon
Phone/Fax: (740) 593-0054/597-1838
Website: www.ohiobobcats.com

Pittsburgh (Panthers)

Location: Pittsburgh, Pa.
Home Field: Trees Field
Capacity: 500
Coach: Joe Jordano
Record at UP: 88-105-1 (4 yrs.)
Career Record: 373-219-2 (14 yrs.)
Conference: BIG EAST
'01 Record: 18-27
Letterwinners Returning/Lost: 16/7
Baseball Contact: Burt Lauten
Phone/Fax: (412) 648-8240/648-8248
Website: www.pittsburghpanthers.com

Radford (Highlanders)

Location: Radford, Va.
Home Field: Dedmon Center Park
Capacity: 500
Coach: Lew Kent
Record at RU: 155-209 (7 yrs.)
Career Record: same
Conference: Big South
'01 Record: 12-38
Letterwinners Returning/Lost: 12/17
Baseball Contact: Aaron Barter
Phone/Fax: (540) 831-5211/831-5556
Website: www.radford.edu/Athletics/index.html

Rutgers (Scarlet Knights)

Location: Piscataway, N.J.
Home Field: Class of 1953 Complex
Capacity: 1,500
Coach: Fred Hill
Record at RU: 582-350-5 (17 yrs.)

Career Record: 730-441-7 (25 yrs.)
Conference: BIG EAST
'01 Record: 42-17 (NCAA)
Letterwinners Returning/Lost: 17/7
Baseball Contact: Pat McBride
Phone/Fax: (732) 445-4200/445-3063
Website: www.scarletknights.com

Seton Hall (Pirates)

Location: South Orange, N.J.
Home Field: Carroll Field
Capacity: 1,000
Coach: Mike Sheppard
Record at SHU: 950-487-11 (29 yrs.)
Career Record: same
Conference: BIG EAST
'01 Record: 34-23-1 (NCAA)
Letterwinners Returning/Lost: 19/9
Baseball Contact: Tracy King
Phone/Fax: (973) 761-9493/761-9061
Website: www.shupirates.com

Villanova (Wildcats)

Location: Villanova, Pa.
Home Field: Richie Ashburn Field
Capacity: 1,000
Coach: Joe Godri
Record at VU: 0-0 (1st yr.)
Career Record: 0-0 (1st yr.)
Conference: BIG EAST
Letterwinners Returning/Lost: 23/9
'01 Record: 25-25-1
Baseball Contact: Jonathan Gust
Phone/Fax: (610) 519-4122/519-7323
Website: www.villanova.com

Virginia (Cavaliers)

Location: Charlottesville, Va.
Home Field: UVa Baseball Field
Capacity: 2,000
Coach: Dennis Womack
Record at UVa: 540-548-7 (21 yrs.)
Career Record: same
Conference: Atlantic Coast
'01 Record: 25-31
Letterwinners Returning/Lost: 19/6
Baseball Contact: Adam Jones
Phone/Fax: (434) 982-5131/982-5525
Website: www.virginiaspports.com

Notre Dame (Fighting Irish)

Location: Notre Dame, Ind.
Home Field: Frank Eck Stadium
Capacity: 2,500
Coach: Paul Mainieri
Record at UND: 304-124-1 (7 yrs.)
Career Record: 636-403-1 (19 yrs.)
Conference: BIG EAST
'01 Record: 49-13-1 (NCAA)
Letterwinners Returning/Lost: 16/5
Baseball Contact: Pete LaFleur
Phone/Fax: (219) 631-7516/631-7941
Website: www.und.com

St. John's (Red Storm)

Location: Jamaica, N.Y.
Home Field: The Ballpark at St. John's
Capacity: 3,500

Coach: Ed Blankmeyer
Record at SJU: 183-116-3 (6 yrs.)
Career Record: same
Conference: BIG EAST
'01 Record: 31-22
Letterwinners Returning/Lost: 17/9
Baseball Contact: Mex Carey
Phone/Fax: (718) 990-1521/969-8468
Website: www.redstormsports.com

Wake Forest (Demon Deacons)

Location: Winston-Salem, N.C.
Home Field: Hooks Stadium
Capacity: 2,500
Coach: George Greer
Record at WF: 515-312-3 (14 yrs.)
Career Record: 620-434-7 (20 yrs.)
Conference: Atlantic Coast
'01 Record: 44-18 (NCAA)
Letterwinners Returning/Lost: 18/12
Baseball Contact: Mike Vest
Phone/Fax: (336) 758-5640/758-5140
Website: www.wakeforestsports.com

Georgetown (Hoyas)

Location: Washington, D.C.
Home Field: Shirley Povich Field
Capacity: 1,500
Coach: Peter Wilk
Record at GU: 30-82 (2 yrs.)
Career Record: same
Conference: BIG EAST
'01 Record: 17-39
Letterwinners Returning/Lost: 13/7
Baseball Contact: Aimee Cicero
Phone/Fax: (202) 687-5241/687-2491
Website: www.guhoyas.com

East Tennessee State (Buccaneers)

Location: Johnson City, Tenn.
Home Field: Cardinal Park
Capacity: 2,000
Coach: Tony Skole
Record at ETSU: 45-65 (2 yrs.)
Career Record: 139-120 (5 yrs.)
Conference: Southern
'01 Record: 23-32
Letterwinners Returning/Lost: 16/6
Baseball Contact: Phil Hess
Phone/Fax: (423) 439-4220/439-6138
Website: www.etsubucs.com

Liberty (Flames)

Location: Lynchburg, Va.
Home Field: Worthington Stadium
Capacity: 1,000
Coach: Dave Pastors
Record at LU: 129-101 (4 yrs.)
Career Record: same
Conference: Big South
'01 Record: 35-21
Letterwinners Returning/Lost: 23/8
Baseball Contact: Joey Mullins
Phone/Fax: (434) 582-2604/582-2076
Website: www.liberty.edu/athletics

VMI (Keydets)

Location: Lexington, Va.
Home Field: Patchin Field
Capacity: 1,000
Coach: Tom Slater
Record at VMI: 15-32 (1 yr.)
Career Record: same
Conference: Southern
'01 Record: 15-32
Letterwinners Returning/Lost: 11/7
Baseball Contact: Chris Jones
Phone/Fax: (540) 464-7253/464-7583
Website: www.vmi.edu

Connecticut (Huskies)

Location: Storrs, Conn.
Home Field: J.O. Christian Field
Capacity: 2,000
Coach: Andy Baylock
Record at UConn: 504-447-8 (22 yrs.)
Career Record: same
Conference: BIG EAST
'01 Record: 26-25
Letterwinners Returning/Lost: 14/5
Baseball Contact: Zack Higbee
Phone/Fax: (860) 486-3531/486-5085
Website: www.UConnHuskies.com

Boston College (Eagles)

Location: Chestnut Hill, Mass.
Home Field: Shea Field
Capacity: 1,000
Coach: Peter Hughes
Record at BC: 90-63-1 (3 yrs.)
Career Record: 142-93-1 (5 yrs.)
Conference: BIG EAST
'01 Record: 29-22
Letterwinners Returning/Lost: 15/7
Baseball Contact: Josh Teniscki
Phone/Fax: (617) 552-2094/552-4903
Website: www.bceagles.com

High Point (Panthers)

Location: High Point, N.C.
Home Field: Alumni Field
Capacity: 800
Coach: Sal Bando, Jr.
Record at HPU: 0-0 (1st yr.)
Career Record: 102-88 (4 yrs.)
Conference: Big South
'01 Record: 21-33
Letterwinners Returning/Lost: 10/3
Baseball Contact: Lee Owen
Phone/Fax: (336) 841-4605/841-9182
Website: www.highpointpanthers.com

West Virginia (Mountaineers)

Location: Morgantown, W. Va.
Home Field: Hawley Field
Capacity: 1,500
Coach: Greg Van Zant
Record at WVU: 205-175-1 (7 yrs.)
Career Record: same
Conference: BIG EAST
'01 Record: 27-26
Letterwinners Returning/Lost: 13/10
Baseball Contact: Adam Zundell, Brady Smith
Phone/Fax: (304) 293-2821/293-4105
Website: www.MSNsportsNET.com

The BIG EAST Conference

Moving forward and exploring new horizons has been the norm rather than the exception for the BIG EAST Conference since opening its doors in 1979.

The BIG EAST became a reality on May 31, 1979, following a meeting of athletic directors from Providence College, St. John's, Georgetown and Syracuse Universities. Seton Hall, Connecticut and Boston College completed the original seven-school alliance.

After one season, Villanova was added and began play in 1980-81. Two seasons later, Pittsburgh joined the group and started competition in '82-83.

Miami was admitted in 1990 and began BIG EAST competition in '91-92. Rutgers, West Virginia and Notre Dame joined in '94 in two separate expansions and began play in 1995-96. In 1999, Virginia Tech became the league's

14th member. The Hokies began competing as a full member of the BIG EAST last year. Tech was a charter member of the BIG EAST Football Conference when it was formed in 1991.

While the membership has increased, the focus of the BIG EAST remains unchanged. It is a group that reflects a tradition of broad-based programs, led by administrators and coaches who place a constant emphasis on academic integrity. The BIG EAST Conference has enjoyed a leadership role nationally. Its student-athletes own significantly high graduation rates and their record of scholastic achievement notably reflects a balance between intercollegiate athletics and academics.

Any successful consortium enjoys outstanding leadership. Michael Tranghese, the



Final Standings

	BIG EAST	Overall
Notre Dame†	22-4-0	49-13-1
Rutgers	18-8-0	42-17-0
Seton Hall§	14-11-1	34-23-1
Virginia Tech	14-11-1	29-28-1
St. John's	13-13-0	31-22-0
Connecticut	13-13-0	26-25-0
West Virginia	12-14-0	27-26-0
Boston College	11-13-0	29-22-0
Villanova	10-16-0	25-25-1
Georgetown	7-19-0	17-39-0
Pittsburgh	6-18-0	18-27-0

†2001 BIG EAST Regular Season Champion
§2001 BIG EAST Tournament Champion

league's first full-time employee, and for 11 years the associate of Dave Gavitt, took over the Commissioner's reins in June, 1990. The expansion in membership is only a portion of Tranghese's

achievements. In his first year at the helm, he administered the formation of the eight-member BIG EAST Football Conference, which became a major player in college football immediately after its inception.

BIG EAST sports attract the interest of followers in the nation's largest media markets including New York, Chicago, Philadelphia, Boston, Washington, D.C., Miami, Pittsburgh and Hartford. The league has long been considered a leader in innovative concepts in promotion and publicity, particularly regarding television. Those efforts have resulted in unparalleled visibility for BIG EAST student-athletes.

More than 450 BIG EAST athletes have earned All-America recognition and dozens have won individual NCAA national championships. The BIG EAST has been well represented on U.S. or foreign national and Olympic teams.

The BIG EAST has its headquarters in Providence where the conference administers to more than 5,000 athletes in 21 sports.

2001 BIG EAST Award Winners

BIG EAST PLAYERS OF THE YEAR

Mike Scott, Connecticut, CF, Jr., 5-10, 175, Darien, Conn.
Steve Stanley, Notre Dame, CF, Jr., 5-7, 150, Upper Arlington, Ohio

BIG EAST PITCHER OF THE YEAR

Aaron Heilman, Notre Dame, RHP, Sr., 6-5, 225, Logansport, Ind.

BIG EAST ROOKIE OF THE YEAR

Steve Sollmann, Notre Dame, 2B, Fr., 5-10, 180, Cincinnati, Ohio

BIG EAST COACH OF THE YEAR

Paul Mainieri, Notre Dame

All-BIG EAST First Team

P - Aaron Heilman, Notre Dame, Sr.**
P - Danny Tamayo, Notre Dame, Sr.
P - Bobby Brownlie, Rutgers, So.
C - Jeff Mackor, Boston College, Jr.
1B - Val Majewski, Rutgers, So.
2B - Steve Sollmann, Notre Dame, Fr.
SS - Alec Porzel, Notre Dame, Sr.
3B - Andy Bushey, Notre Dame, Jr.
OF - Mike Scott, Connecticut, Jr.
OF - Steve Stanley, Notre Dame, Jr.
OF - Billy McCarthy, Rutgers, Jr.
UT - Shawn Tarkington, Seton Hall, Sr.
DH - Nick Piantek, Villanova, Sr.

All-BIG EAST Second Team

P - Marc Goldberg, St. John's, Jr.
P - Joe Saunders, Virginia Tech, So.
P - Shane Rhodes, West Virginia, Jr.
C - Paul O'Toole, Notre Dame, Jr.
1B - John West, Virginia Tech, Jr.
2B - Matt Wolski, Rutgers, Jr.
SS - Mike Hubbard, Boston College, Sr.
3B - Addison Bowman, Virginia Tech, Sr.
OF - Brian Stavisky, Notre Dame, So.
OF - Joe Cuervo, Seton Hall, Sr.
OF - Brad Bauder, Virginia Tech, So.
UT - Brian Macchi, Boston College, Jr.
DH - Chris Rosado, Boston College, Sr.

All-BIG EAST Third Team

Brian Durkin, Boston College, 1B, Jr.
Jon Gorrie, Connecticut, 1B, Jr.
Peter Soteropoulos, Connecticut, UT, So.
Marc Carlini, Georgetown, OF, Jr.
Matt Bok, Notre Dame, DH, Jr.
J.P. Gagne, Notre Dame, P, So.
Joe Engel, Pittsburgh, P, Jr.
Casey Grimm, Seton Hall, OF, So.
Chris Graziano, Villanova, OF, So.
Spencer Harris, Virginia Tech, SS, So.
Billy Biggs, West Virginia, P, Jr.
Josh Cisneros, West Virginia, C, Sr.
Tim McCabe, West Virginia, 3B, So.

** Unanimous selection

The first and second teams are chosen by position, with the third team named regardless of position.

BIG EAST Baseball Year-by-Year

The 2001 season marked the Virginia Tech baseball program's first year of competition in the BIG EAST Conference.

Tech accepted full membership in the BIG EAST in 1999 and began competition in the fall of 2000. The move fulfilled a long-time desire to bring all of the Hokies' sports, including football, into the same conference. Tech was a charter member of the BIG EAST Football Conference when it formed in 1991.

The Hokies ended a beneficial five-year affiliation with the Atlantic 10 Conference in May of 2000. During Tech's membership in the A-10, the baseball team advanced to the league championship game every season and won three conference titles. As a first-year member of the BIG EAST, the Hokies advanced to the conference tournament where they won two games against nationally-ranked Notre Dame before losing to Seton Hall in the championship round. Tech was 14-11-1 in league play, which tied them with Seton Hall for the third-best record in the conference. Tech was seeded fourth in the tournament.

Tech's new conference has enjoyed several milestones in its first 17 years of baseball action. The BIG EAST has been showcased as one of the top baseball leagues in the nation and a breeding ground for future professional talent. Following are a few of the highlights from the league's first 17 seasons of baseball competition:

1985

The first game between two BIG EAST teams was played on March 16, 1985 when Providence traveled to Villanova. The Wildcats won, 8-1, but the game did not count in the league standings. Only

games between division opponents affected the standings for the first five years of the conference. The first BIG EAST contests took place two weeks later, the weekend of March 30. Dave Ford of UConn was named the first Player of the Year after leading the league in batting with a .522 average, a BIG EAST record that still stands. Seton Hall finished with a league-best 15-3 mark, but it was St. John's that won the conference tournament. Tony Bonura hit his first home run of the season in the 11th inning of the final game for a 7-6 SJU win. It was the only title game to go into extra innings.

1986

St. John's defended its BIG EAST tournament championship by defeating Providence in successive games for the title. With its back against the wall after falling to the Friars in game one, SJU exploded for 15-5 and 13-4 victories for the crown.

1987

After falling short of the NCAA Tournament in the first two BIG EAST seasons, Seton Hall made sure it didn't happen again by posting a 45-10 record. The Pirates stormed through a 16-2 regular season, winning their first BIG EAST Championship. SHU averaged 11.4 runs overall, tying Oklahoma State for the national lead.

BIG EAST Player of the Year Marteese Robinson enjoyed one of the greatest seasons in history, leading the nation in batting (.529) and hits (126), while posting 90 RBIs and 58 stolen bases. He shared *Collegiate Baseball's* national Player of the Year award with Oklahoma State's Robin Ventura. Teammate Craig Biggio was first in the

country in runs per game (1.76), while the Pirates' Mo Vaughn smashed a league-record 13 homers in BIG EAST play. Charles Nagy of Connecticut was the BIG EAST Pitcher of the Year, the first of two straight awards for the Husky hurler. He remains the only freshman in league history to win the honor.

1988

Villanova captured its first division title with a league-best 16-2 record, but St. John's won its third tournament crown in four years with a 5-0 win over the 'Cats in the championship game. St. John's went on to beat defending and eventual national champion Stanford, 5-3, in NCAA Championship regional action.

1989

Providence and Seton Hall captured the divisions, but it was Villanova that earned the tourney crown. The Wildcats scored 29 runs in three BIG EAST Championship wins for their first title. VU represented the conference well in the NCAA Championship, finishing second in its region with wins over East Carolina, Georgia Tech and Central Florida. It was the final season for Seton Hall's Mo Vaughn, who remains the BIG EAST career leader in home runs (26) and RBIs (83) in league play.

1990

The BIG EAST switched to one eight-team conference after five years of divisional play. Every team would now play a three-game round robin schedule against all conference opponents. Seton Hall righty Jeff DiNuzzo made BIG EAST history on April 2, becoming the first pitcher to throw a no-hitter in league play in a 1-0 victory over UConn. He was one error away from a

perfect game. The Pirates captured another regular season crown, but it was Connecticut that won the tournament.

1991

St. John's stormed through the season, setting a BIG EAST record with 18 league victories. The year also saw the longest game in BIG EAST regular-season history, as Providence and Seton Hall dueled for 16 innings with the Friars prevailing, 10-5. Villanova surprised the Redmen in the tournament, winning its last four games, including a 12-3 victory over SJU in the championship game. For the first time in BIG EAST history, the league sent two teams to the NCAA Tournament as St. John's earned an at-large bid.

1992

The Redmen defended their BIG EAST title by going 14-5 in league play. In one of the most exciting BIG EAST Championships ever, it was Providence that earned the tourney crown and automatic NCAA bid. Five of seven games were decided by three runs or less, including PC's 5-3 win in the title game.

1993

In one of the wildest regular seasons in BIG EAST history, five of the top six teams finished within two games with Championship seeds not being decided until the final day. In the postseason, St. John's pitching carried it to the title. For the second time in three seasons, the BIG EAST received two spots in the NCAA field as Connecticut earned an at-large bid. St. John's turned in a strong performance in the West Regional, winning three

Continued on following page

BIG EAST Baseball

Continued from page 35

games before falling to top seed Arizona State in the final.

1994

Despite being picked to finish sixth by the league's head coaches in the preseason, Pittsburgh streaked to the regular season crown with a 16-5 record. Speed was the key, as Pittsburgh set a BIG EAST record with 88 stolen bases in 20 league games. For the second time in the '90's, Connecticut was the team to step up in the Championship, topping Seton Hall in the final. The Pirates had something to be proud of on draft day, as rightly Matt Morris was the 12th selection overall by the St. Louis Cardinals.

1995

Another sixth-place prediction, Pittsburgh, beat top seed Providence twice and No. 2 seed Seton Hall once in the tourney to earn its first BIG EAST title. For the third time in the '90's, the BIG EAST sent two teams to the NCAAs when Providence earned an at-large selection.

1996

The '96 season brought a new look to BIG EAST baseball, as the league welcomed three new members — Notre Dame, Rutgers and West Virginia. In the newly-expanded six-team BIG EAST Championship, WVU won four games for the title. For the second straight year, the league sent two teams to the NCAA Championship when the Fighting Irish joined the Mountaineers in the postseason.

1997

After being picked to win its division, St. John's was edged out by a half game by West Virginia in the final



Coach Chuck Hartman congratulates pitcher Chip Runyon after a win over Notre Dame in last year's BIG EAST championship tournament.

standings. The Red Storm took out their frustration at the BIG EAST Championship, becoming the first team to go 4-0 en route to the title. The BIG EAST banner was also flying high on draft day, as two players were picked in the top 11 overall. Jason Grilli of Seton Hall was No. 4 overall by the San Francisco Giants, while West Virginia's Chris Enochs was tabbed 11th by the Oakland A's. The BIG EAST was the only conference in the country with two players picked in the top 11.

1998

Rutgers stormed to a league-best 17-3 record. The excitement continued for RU in the BIG EAST Championship, as the Knights battled intra-state rival Seton Hall in a 17-inning marathon in the tourney's first game. Rutgers prevailed, 9-6. The Knights went on to capture the tournament crown before defeating nationally-ranked Auburn in the NCAAs.

1999

Arguably the most successful year in league history, as three teams — Providence, Notre Dame and Rutgers — earned NCAA bids. In addition, the Fighting Irish became the first team to host NCAA play, with three teams traveling to South Bend for an NCAA sub-regional. The Friars, however, were the story in conference action. Picked to finish seventh in the preseason, PC put together an 18-8 league record. PC then went 4-1 in the BIG EAST Championship, winning its second title in the final season of baseball at the school. In addition, the Friars became the first team in conference history to win all the major postseason honors. Providence fell to eventual national runner-up Florida State in the NCAAs, but not before setting an overall BIG EAST record with 49 wins.

2000

For the second consecutive season three squads claimed NCAA bids — Notre Dame, Rutgers and

Seton Hall. The Scarlet Knights also became the second BIG EAST team to host an NCAA sub-regional after claiming the conference's regular season and tournament titles. However, it was the Irish who experienced the most postseason success, winning two elimination games before falling to sub regional host Mississippi State.

2001

For the first time in league history three teams advanced to regional finals in the NCAAs. Notre Dame, Seton Hall and Rutgers combined for a 7-6 record in NCAA regional action, with each school contributing at least two wins. The seven postseason victories were the most-ever for the league in one year. Regular-season champion Notre Dame tied the league record for victories in a season with 49. Seton Hall defeated Virginia Tech, 5-2, to win its first BIG EAST tournament title since 1987. Twenty-two players from the league were selected in the amateur baseball draft.

Hokie Hardball History

108 Seasons of Virginia Tech Baseball

They've been playing the game of baseball in these mountains for a long time. It's been played on the Drill Field and in a bandbox called Tech Park. Players with names like "Boots" and "Hooks" cleared the pebbles on the infield dirt for guys named Jim Stewart and Franklin Stubbs. They played as members of the Corps of Cadets and as members of the Pamplin School of Business. R.B. Prince coached the Orange and Maroon when V.P.I. won the South Atlantic championship. Coach Red Laird swapped fishing stories and made a young man named Johnny Oates lose weight. And a feisty skipper named Chuck Hartman came to Blacksburg in 1979 and still calls it home — 822 wins later. From "Jockey" Kircher, to fly balls off the left fielder's head, to windy Blacksburg springs, these mountains have stories to tell — over 100 years of stories.

Virginia Tech had a baseball nine before it even had the name Virginia Polytechnic Institute. In the spring of 1892, cadets playing for the Virginia Agricultural and Mechanical College bumped



The 1892 team beat the Newports, 18-8, in Virginia Tech's first baseball game.

over a Brush Mountain trail to play an outfit called the Newports. The cadets representing V.A.M.C. defeated the Newports, 18-8. By 1894, class baseball teams and rivalries within the

Corps were established. These Corps teams supplied players to the varsity squad. Up to the early 1960s, most members of Virginia Tech's student body were in the Corps of Cadets. But, with or without life in the barracks, Virginia Tech baseball has had its share of success.

The 1915 club won the South Atlantic championship by posting a 21-0 record, the only undefeated season ever in the sport. The team captain, Skinny Bruce, hit a team-leading .474 and fielded 1.000 at his left field post, which earned him a trip to Washington to play with the Senators. In the Washington and Lee game that year, Tech was down 8-3 going into the ninth, but scored five runs to tie, including three on a home run by shortstop Jimmy Powell. The Hokies won in the 10th. A pitcher named Ernest King Bibb hurled a one-hit, 3-0 shutout of Hampden-Sydney to open the season and

closed it with a two-hit, 1-0 blanking of Roanoke College to keep Tech's record perfect. "Boots" Williams knocked in the only run.

The first Tech team to reach the NCAA baseball playoffs was Coach Red Laird's 1954 club. Virginia Tech went 12-6 during the regular season and eliminated Clemson in the first round of the NCAA tournament by winning, 11-10, at Clemson and knocking off the Tigers, 7-1, in Blacksburg. The team then traveled to Winter Park, Fla., where it lost two, 3-0 and 9-3, to Rollins College to be dropped from the tournament. That Hokie squad was led by catcher Howie Wright, who batted .366 and stole 20 bases, and outfielder Leo Burke, who hit .333 and later went on to play for four major league teams, including the Chicago Cubs. Burke credited part of the team's success to a slick-fielding keystone

Continued on following page



ERNEST KING BIBB
BRANDS, VA.
 Electrical Engineer
 Private Co. "H"
 5-10977

Class Football Team, 11-12, '14-15; Varsity Basket-Ball Squad, '11-12, '13-15; Varsity Baseball Squad, '11-12; Class Baseball Team, '11-12; Southwestern Virginia Club, '11, '12, '13, '14; Corporal Co., '11, '12, '13, '14; Varsity Baseball Team, '12-13, '14, '14-15; Monogram Club, '12-13, '13-14, '14-15; President Class, '13-14; Captain Class Basket-Ball Team, '13-14, '14-15; Private Co., '11, '14, '15; "Fallen Angel", '14-15; Captain Class Football Team, '14-15; Business Manager Base, '14-15; Student Branch A, I. E. E., '14-15; Captain Class Varsity Baseball Team.



Pitcher E.K. Bibb was one of the stars of Tech's 21-0 team in 1915.

Hokie Hardball History

Continued from page 37

combination of shortstop Bobby Scruggs and second-baseman Jimmy Clarke. Burke also talked of riding in station wagons to games and, as driver of one of the wagons, never failing to stop by the local Dairy Queen for ice cream.

The school's next sweet season came in 1969 when the Laird-coached Tech squad went 26-5 and was invited to the NCAA playoffs in Gastonia, N.C. There, the Hokies beat Furman before losing to Mississippi and North Carolina to finish with a 27-7 ledger. Senior pitcher Steve Pittman went 6-0 and Dean Hahn posted a 5-0 record and hit .367 while playing first base. Junior Eddy Oates went 7-2 on the mound and also hit .313. Outfielder Steve Rosson also swung a big stick for Tech, hitting .343.

The diamond Hokies' next trip to the NCAA tournament was in 1976 under Coach Bob Humphreys. Tech went 33-7 during the regular season and

six regulars, led by outfielder Sandy Hill at .351, batted over .300. Paul Adams supplied power with 10 homers and 55 RBIs. Wayne Shelton, the cornerstone of Humphreys' NCAA teams, swung a .321 stick. The Hokies lost two one-run games in the Atlantic Regionals, a 10-inning 7-6 loss to South Carolina and a 5-4 nail-biter to Furman.

Humphreys also coached Tech to one of the most remarkable runs in the history of college baseball. Building on the foundation of pitching and excellent defense, the 1977 Tech team reeled off a 31-game winning streak after beginning the year with a 3-7 start. Pitchers Mike Rhodes, Jim Puglisi and Duke Dickerson carried the pitching load. Rick Wade, a team leader on and off the field, hit .312 for the Hokies and Dennis Duff hit .336. The '77



Tech's John Van Arnhem finished the 1971 season as the nation's leading hitter with a .516 batting average.

Hokies participated in the NCAA Mideast Regionals.

Humphreys stressed pitching and defense during his five-year stint as the Hokies' head coach and produced a 69.2 winning percentage. His teams stood in contrast to the power-hitting lineups that Coach Chuck

Hartman coached in the early 1980s. Led by sluggers Franklin Stubbs, Billy Plante, George Canale and Trey McCoy, the Hammerin' Hokies took full advantage of the cozy confines of Tech Park during the decade of the 1980s. Stubbs hit 29 dingers for Tech in 1981 to lead the nation and tie the NCAA record at that time for home runs in a season. Loyal Hokie fans remember Stubbs as a mobile power hitter who just missed becoming the first 30-30 player in Division I history. The first baseman stole 34 bases in addition to his 29 homers, to lead the team to a 48-9 mark.

The next season, third baseman Jim Stewart, who hit 18 home runs and drove in 68 runs, joined Stubbs as an All-American. That 1982 Hokie nine became the first Tech team to win 50 games in a season and had seven of its members — Stubbs, Stewart, Brian Rupe, Jay Phillips, Ray Perkins, Jimmy Foit and Mark Krynitsky, sign pro contracts. Coach Hartman's teams rolled up 398 wins in the 1980s, won 71 percent of their games and three times finished the season ranked in the Top 20. During the 1987 season, Hartman became Tech's winningest coach.

In 1989, Hartman and the Hokies moved to spacious English Field, a classy new baseball-only facility at the southwest corner of campus. The deeper fences of the new field would cause a decline in Tech's power numbers but not in the program's success.

The 1994 team was bumping along through a rebuilding year. Hartman's young team was 28-23 after concluding the regular season. Then, faster than you could say Brian Fitzgerald, the Hokies were champions and headed to the NCAA Tournament. Tech used outstanding pitching and solid defense to capture its first-ever Metro Conference Tournament title.

The Hokies were seeded



Outfielder Doug Basse (right) set five school records that still stand when he went 6-for-6 with four home runs, seven runs scored, 12 RBIs and 19 total bases during a 1986 win over Howard University.



Laird (l) plus Hartman equals 1,165 Virginia Tech baseball victories.

sixth in the Metro Tournament on the basis of their 8-9 record in conference play. The Tech nine met No. 3 seed South Florida in the first round. Fitzgerald, the team's sophomore ace, pitched a two-hit, complete-game shutout as Tech won 2-0. Next came No. 2 seed Southern Mississippi. Third baseman Bo Durkac doubled, tripled and drove in two runs to lead the offensive attack, and Ron Preston pitched into the ninth inning as the Hokies won 6-4. Senior Rob Gibson continued Tech's mound heroics with a stellar performance against UNC Charlotte, the tournament's No. 1 seed. Gibson allowed just one hit in a 4-1 Tech win.

Tulane stalled Tech's drive to the title by knocking off the Hokies, 6-3, on the final day of the event in Louisville, Ky. The Green Wave's win set up a championship game between the two teams. Tulane jumped out to a 3-0 lead in the second inning of the title game, but the Hokies fought back. By the end of the fifth inning Tech had taken the lead, and Fitzgerald and reliever Charlie Gillian made it stand up for a

5-3 victory. The championship earned Tech a spot in the NCAA East Region where it lost to Auburn and all-time NCAA strikeout leader John Powell, 7-0, and fell to The Citadel, 4-3.

Tech moved from the Metro to the Atlantic 10 Conference in 1996 and preceded to win conference titles and NCAA trips in three of its five seasons in the league. Catcher Barry Gauch led the Hokies to the A-10

tournament championship in 1997. Tech marched to the title with three straight wins, including two against defending champion UMass. The Hokies hit .364 as a team in the tourney and scored 38 runs, including 25 during the first three innings of their games. Tech never trailed during the three-day event. Gauch had three home runs and nine RBIs to win MVP honors.

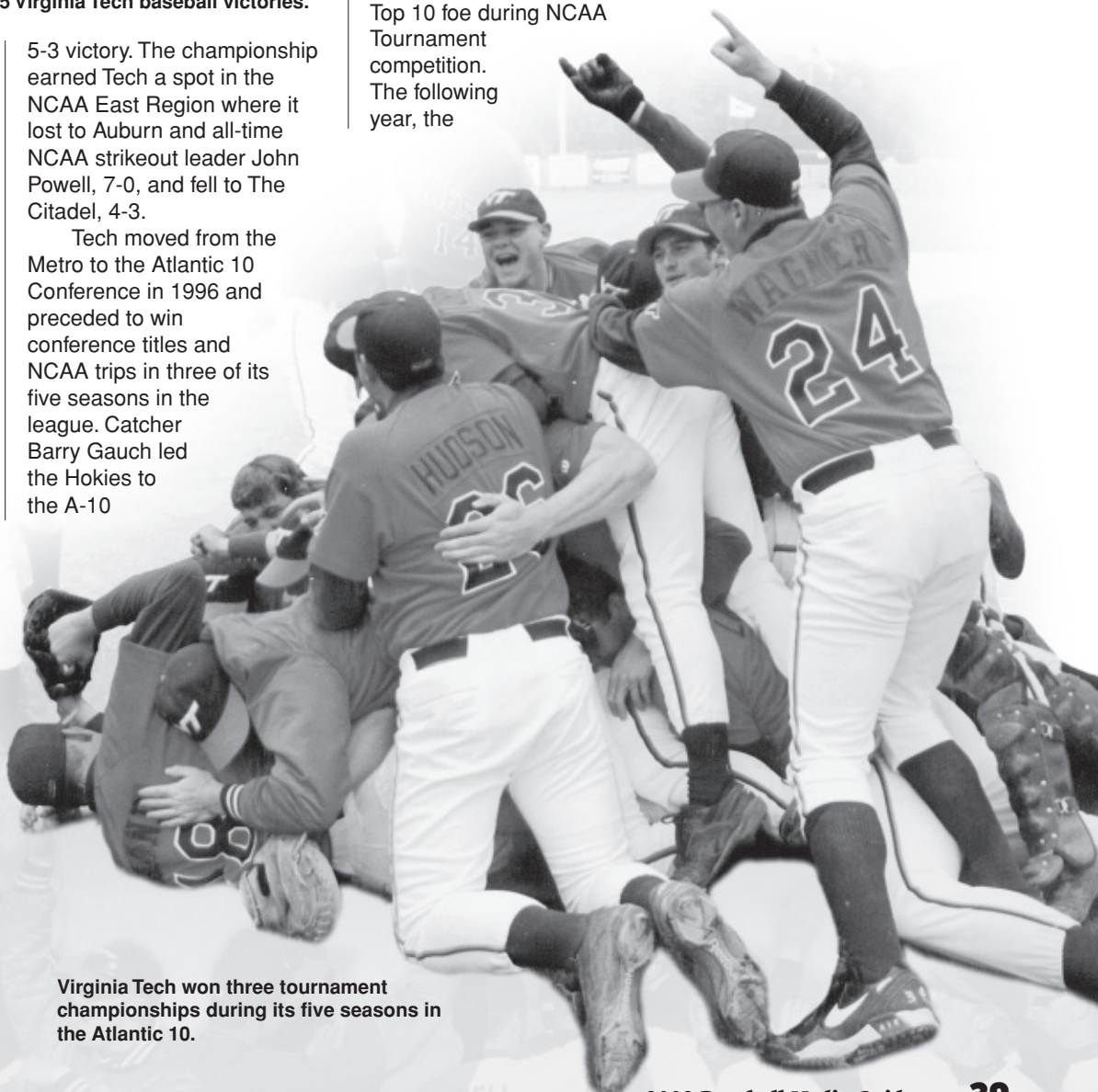
The Hokies registered one of the biggest wins in school history at the NCAA South II Regional in '97 when they defeated 10th-ranked Southern Cal, 3-2. Senior Matt Reynolds hit two solo home runs and junior pitcher Denny Wagner went the distance to spark the victory. It was the Hokies' first-ever win over a Top 10 foe during NCAA Tournament competition. The following year, the

Trojans returned to win the College World Series and earn the national championship.

Tech won two games on the last day of the 1999 A-10 Championships to earn another NCAA regional trip. Tournament MVP Larry Bowles contributed 10 hits, 14 RBIs, two home runs and a 12-strikeout, complete-game pitching victory during the conference event. The Hokies repeated as champions again in 2000 behind an MVP performance by outfielder Addison Bowman.

Up until the 1970s, the team was comprised mostly of members of the student body who had been recruited for other sports or tried out for the baseball team of their own

Continued on following page



Virginia Tech won three tournament championships during its five seasons in the Atlantic 10.

Hokie Hardball History

Continued from page 39

volition. Many baseball players were multiple-sport athletes. In 1902, future College Football Hall of Fame inductee Hunter Carpenter played on the gridiron in the fall and the diamond in the spring. Al Casey in the 1930s starred in football, track and baseball. Harry Bushkar was recruited on a football scholarship in the early 1940s and played football, basketball and baseball before signing with the Yankees' organization. In the 1950s, Howie Wright was a standout catcher on Tech's 1954 NCAA baseball team and a star halfback on the Hokies' unbeaten and nationally-ranked 1954 football team.

During the 70s, Tech's baseball program was expanded and the head coach no longer doubled as the assistant football or


basketball coach as men like Mac McEver and Red Laird had done for many years. With one sport to concentrate on and an increased budget, coaches Humphreys and Hartman were free to spend more time on the recruiting trails. The move paid off. Since 1974 when Humphreys began his five-year coaching stint, Tech baseball has averaged 34 wins a year and has had just one losing season.

Tech's longest conference affiliation began in 1921 when the Hokies became a charter member of the Southern Conference. During the early years, the conference was composed of most of the teams that now make up the Southeastern Conference and the ACC. Tech remained in the league until June 1965, when it withdrew to become an independent. The Hokies played

baseball as an independent until joining the Metro Conference after the 1978 season.

When Tech joined the Southern Conference, the baseball team was still playing its home games on an area that was part of what is now the Drill Field. The area was first called Sheib Field, and later Gibboney Field. After it was re-graded and enlarged in 1909, it was tabbed Miles Field. In 1926, Miles Stadium was constructed behind the War Memorial Gym and became the home for football, track and baseball. It wasn't until 1955 that the baseball team got a home of its very own. Tech Park, which eventually became nestled between Cassell Coliseum and Lane Stadium, had both dugouts and home run fences. Coach Hartman believes the ball jumped out of Tech Park particularly well to right field and is an expert witness after coaching Stubbs, Plante, Canale and McCoy, all of whom hit more than 20 home runs in a single season.

One former Hokie who was still plying his craft in the pros when Stubbs first started banging down the walls in Blacksburg was former Baltimore and Texas manager, Johnny Oates. Oates came to Tech looking for an education and a win over VMI. He left with a pro contract and a win over an Alabama team that had as a member Kenny Stabler. In fact, Oates' pro career may not have come to fruition if not for stern words from Coach Laird. After coming to Tech, Oates' playing weight ballooned from his normal 185 to 215. Oates remembers Laird summoning him to his office and asking the youngster in a sarcastic tone if Oates wanted to let a chance at a pro career slip away. After a winter of



Johnny Oates

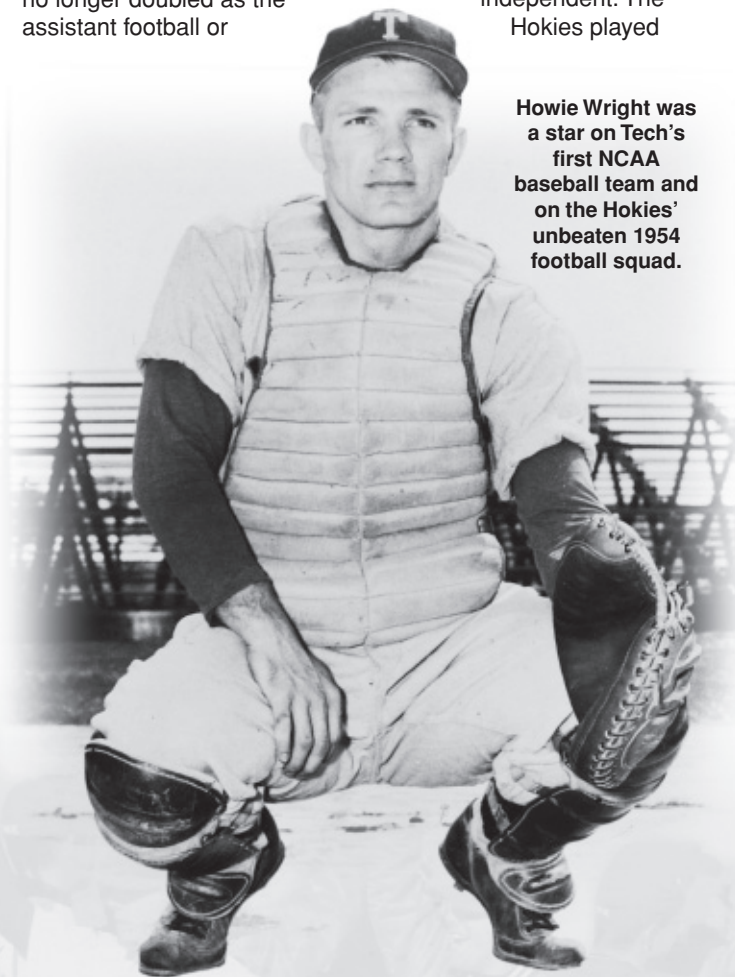
wrestling and running, Oates returned to his normal playing weight.

Oates played much of his sophomore season in 1966 with an injured heel. Before a home game with UNC that year, Laird struck a gentlemen's agreement with Tar Heel coach Walter Rabb, an old fishing buddy, that would allow a pinch-runner for Oates every time he reached base yet still allow the Tech standout to remain in the game as the catcher. During the first eight innings of the game, Oates walked three times and singled twice. His pinch-runner, Mike Knight, scored five times. In the bottom of the ninth inning, Oates hit a three-run homer to give the Hokies a 15-14 victory.

There are other stories of what it was like to play baseball at Virginia Tech. Outfielder Wilson Bell never forgot being hit in the head by a fly ball and having his center fielder toss him a glove for 'noggin' use only. Chuck Hartman fondly remembers two streakers on a motorcycle zipping behind the outfield fence during a game at Tech Park.

There are plenty of baseball stories in these mountains and plenty more still to be written.

Special thanks to Ed Moore, who did the initial research and writing for this story in 1992.




Howie Wright was a star on Tech's first NCAA baseball team and on the Hokies' unbeaten 1954 football squad.

Tech All-Americans

Franklin Stubbs, 1b

Hamlet, N.C. - As a sophomore in 1981, he became the first Tech baseball player to earn first-team All-America honors ... Was picked as the DH on *All-America Baseball News* (now *Baseball America*) All-America squad and was a second-team choice at first base on the American Association of College Baseball Coaches' team ... Earned those honors by hitting .417, driving in 83 runs, stealing 34 bases and slugging 29 home runs ... Set nine school records and led the nation in home runs and slugging percentage (.969) ... The following season as a junior, he was named to *The Sporting News*' All-America team.



Stubbs

Stewart

Canale

McCoy

Dalton

Bowles

Gauch

Griswold

Gillian

Barker

Jim Stewart, 3b/p

Seabrook, Md. - Was named as the first-team third baseman on the 1982 American Association of College Baseball Coaches' All-America team following an outstanding senior season ... Led the team with a .404 batting average ... Contributed 88 hits (a school record at the time), 18 home runs and 68 RBIs ... Also aided the Tech cause as a short reliever, compiling a 4-1 record with four saves and a team-leading 2.31 earned run average.

George Canale, 1b

Roanoke, Va. - Led the nation in home runs with 29 as a junior (1986) on the way to earning first team All-America honors from *Baseball America* and *The Sporting News* ... Led the team in hitting with a .373 average ... Also contributed 71 runs batted in, 76 runs scored and a team-high 47 bases on balls ... Established school career marks for home runs (76), total bases (502) and runs batted in (227) ... Considered Tech's top defensive first baseman.

Trey McCoy, 1f

Virginia Beach, Va. - Earned third-team All-America honors from the American Association of Baseball Coaches as a sophomore in 1987 ... Hit .406 with 21 home runs, 66 RBIs and 48 bases on balls ... Led the team in 11 offensive categories ... Was named the University Division Player of the Year in the state of Virginia and led the Metro Conference in batting, home runs and RBIs.

Dee Dalton, ss

Roanoke, Va. - Named third team on the 1993 NCAA Division I All-America squad selected by *Collegiate Baseball* following his sophomore season ... Hit .341 and drove in 42 runs for the Hokies ... Led the team in home runs (14), triples (3), walks (38), runs scored (49) and slugging percentage (.665) ... Fielded .932 overall and .966 in Metro Conference games ... Carried a .459 batting average in league games with seven homers ... His combined offensive and defensive skills rank him as one of the top shortstops in school history.

Kevin Barker, of

Mendota, Va. - A second-team pick as an outfielder on the 1996 *Baseball America* All-American team ... Was voted the Atlantic 10 Conference Player of the Year after finishing his junior season with a .361 batting average, 20 home runs and 62 runs batted in ... Led the team with 73 hits, 52 walks and a .492 on-base percentage ... Set a school single-season mark for triples with nine and became the Hokies' all-time leader in that category with 17 ... Started all 59 games in center field, committing just one error ... Was only the fifth Tech player to hit 20 homers in a season.

Charlie Gillian, p

Beckley, W.Va. - Finished the 1996 season among the national leaders in saves ... Named to the third-team Mizuno All-America squad selected by *Collegiate Baseball* ... Posted a Tech single-season record 14 saves to go with a 2-1 record and 1.98 earned run average ... Registered 35 strikeouts in 27.1 innings, while walking just eight batters ... Opponents

hit just .186 against the right-handed junior during his 31 appearances.

Matt Griswold, of

Severna Park, Md. - The fourth sophomore to earn All-America honors at Tech during Coach Chuck Hartman's tenure ... Was named to the third team of the 1997 American Baseball Coaches Association All-America squad ... Finished the season with a team-leading .408 batting average ... Contributed 69 runs batted in and 13 home runs ... Also led the team in walks (49) and on-base percentage (.527) ... Put together a 29-game hitting streak during the season.

Barry Gauch, c

Woodbridge, Va. - Was selected third-team All-America by the American Baseball Coaches Association following his senior season in 1999 ... Batted .374 that season and led the team in runs batted in with 61 ... Also topped the Hokies in hits (85), multiple-hit games (28) and multiple-RBI games (17) ... He contributed 17 doubles, three triples and 10 home runs ... Named first-team All-Atlantic 10 and was selected to the A-10 All-Championships team.

Larry Bowles, p/1b

Boones Mill, Va. - Named third-team All-America as a sophomore in 1999 by both *Collegiate Baseball* (Louisville Slugger TPX team) and the National Collegiate Baseball Writers ... The MVP of the Atlantic 10 Baseball Championships ... Posted a 10-3 pitching record with a 4.27 earned run average and a team-leading 106 strikeouts in 105.1 innings ... Also played first base and led the team in batting (.390), home runs (14), extra-base hits (34) and slugging (.700) ... Drove in 58 runs and put together a 27-game hitting streak.

Tech Major Leaguers

Leo Burke, of/utility

A three-sport letterman at Tech who turned to pro baseball following his graduation in 1956 ... Played his first game in the majors for the Baltimore Orioles in 1958 ... Also played for the Los Angeles Angels, St. Louis Cardinals and Chicago Cubs ... Saw action at every position except pitcher during his major league career, which lasted through the 1965 season.

Johnny Oates, c/manager

Signed with the Baltimore Orioles in 1967 after his junior season at Tech ... Spent 11 seasons as a major league player with Baltimore, Atlanta, Philadelphia, Los Angeles and the New York Yankees before retiring in 1981 ... Managed Yankee AA and AAA teams to playoff berths in 1982 and 1983, respectively ... Took a position as the Chicago Cubs' bullpen coach in 1984 ... Moved to the Baltimore organization in 1988 ... Was named the Orioles' major league manager during the 1991 season ... Selected the American League Manager of the Year by *The Sporting News* in 1993 ... His 237-199 record from 1991-94 was the third-best in the American League for that span ... Signed a contract as manager of the Texas Rangers in October 1994 ... Earned American League Manager of the Year honors in 1996 after guiding the Rangers to the AL West championship.

Franklin Stubbs, 1b/of

Was a first-round draft pick of the Los Angeles Dodgers in 1982 after his junior season at Tech ... Got his first call to the majors in April of 1984 ... Shared first base duties for the World Champion Dodgers in 1988 and started all five World Series games against Oakland



Leo Burke

that season ... Was traded to the Houston Astros prior to the 1990 season ... Set a Houston club record for home runs by a left-handed hitter with 23 ... Signed a three-year free agent contract with the Milwaukee Brewers in 1991 ... Spent time in the Boston Red Sox organization at the AAA level in 1994 and played in the majors in 1995 for the Detroit Tigers as a reserve first baseman and outfielder ... Joined the Atlanta Braves' organization after retiring as a player ... Was the hitting instructor for the Braves' Rookie-level team at Danville, Va., in 1997 and managed that team in 1998 ... Is in his third season as a minor league hitting instructor for the Braves.

Mike Williams, p

Signed with the Philadelphia Phillies in 1990 after his junior year at Tech ... Led the Phillies' minor league organization with 14 wins in 1991 ... Was called to the majors during July of 1992 ... Pitched a three-hitter in his

second major league start for a 9-3 victory against the Los Angeles Dodgers ... Enjoyed another highly-successful year at the Triple-A level in '93 and pitched in 17 major league games ... Split time between the majors and Triple-A again in 1994 ... Appeared in 33 games for the Phillies in 1995, including eight starts ... Compiled a 3-3 record and 3.29 ERA ... Moved into the starting rotation in 1996 and went 6-14 in 32 appearances ... Signed as a free agent with Kansas City and saw action on the AAA and major league levels in '97 ... Pitched in 37 major league games as a reliever for the Pittsburgh Pirates in '98, compiling a 4-2 record and 1.97 ERA ... Led the Pirates in saves with 23 during the 1999 season ... Saw action in 58 games and struck out 76 batters in 58.1 innings of work ... Made 72 appearances in 2000 posting 24 saves and a 3.50 ERA ... Registered 22 saves for Pittsburgh in 2001 before being traded to the Houston Astros in August ... Finished with a 6-4 record, including a 4-0 mark with the Astros ... Re-signed with the Pirates in December ... Set a Pirates club record with 16 consecutive saves in 2001 and ranks third all-time at Pittsburgh in saves with 69.

George Canale, 1b

Passed up his senior year at Tech after he was picked in the sixth round of the 1986 draft by the Milwaukee Brewers ... Made his first appearance in the majors during September of 1989 ... Hit a home run in his second major league at bat ... Was called up again in 1990 ... Was traded to Montreal and then to Cleveland where he spent most of the 1992 and 1993 seasons at the AAA level ... Spent time in the Colorado Rockies, Kansas City Royals and Pittsburgh organizations.

Brad Clontz, p

Was drafted in the 10th round and signed by the Atlanta Braves in 1992 ... Spent 1993

at Class A Durham ... Split 1994 between Greenville (AA) and Richmond (AAA) ... Named the Southern League Pitcher of the Year after saving 27 games at Greenville and posting a 1.20 ERA ... Saved 11 more regular season games at Richmond and won the Rolands Relief Man award as the top reliever in the minor leagues ... Worked as a closer, then a setup man during his major league rookie season in 1995 ... Finished with an 8-1 record, four saves and a 3.65 earned run average ... Led the National League in relief wins ... Was a setup man in '96 and led the National League in appearances with 81 ... Posted a 5-1 record, one save and a 3.75 ERA in 51 appearances during the 1997 season ... Signed with the Dodgers prior to the 1998 season ... Spent time at the Triple-A and major league levels with LA before being traded to the New York Mets ... Spent a brief time in the Boston Red Sox organization before joining Pittsburgh for the majority of the 1999 season ... Was traded to the Arizona Diamondbacks during the off-season ... Moved back to Pittsburgh in 2000 and pitched relief in five games before being sidelined by arm problems ... Played in the Colorado Rockies and Atlanta Braves farm systems in 2001.

Kevin Barker, 1b

A third-round draft pick of the Milwaukee Brewers following his junior season at Tech in 1996 ... Hit .306 with 23 home runs and 96 runs batted in at Louisville (AAA) in '98 ... Started 1999 at Triple-A and had 23 homers and 87 RBIs when he was called up to the majors in mid-August ... Played in 38 major league games for the Brewers, starting 29 ... Hit .282 with three doubles, three home runs and 23 RBIs ... Saw action in 40 games during the 2000 season, batting .220 with five doubles, two homers and nine RBIs ... Spent the 2001 season at the AAA-AA levels.

Past Conference Honors



Len Wentz

Southern Conference:

Virginia Tech was a charter member of the Southern Conference when it formed in 1921 and remained a member until the spring of 1965 when it withdrew to become an independent. Following is a list of Tech's All-Southern Conference baseball players from 1952-1965: **1952**, First Team: Tom Bryant, of; **1954**, First Team: Bobby Scruggs, ss; Leo Burke, of; Howie Wright, c; Jim Beard, p; **1955**, First Team: Bobby Scruggs, ss; Leo Burke, of; Howie Wright, c; Grover Jones, p; **1956**, First Team: Leo Burke, of; Second Team: Welford Lucy, 1b; Jimmy Clarke, 2b; **1957**, Second Team: Dave Kuhn, of; Bobby Wolfenden, of; **1958**, First Team: Dave Kuhn, of; **1959**, Second Team: Jimmy Graves, 3b; Dickie Snead, of; Travis Poole, of; **1960**, First Team: Dickie Snead, of; Second Team: Jimmy Graves, p; **1961**, First Team: Eddie Hite, 2b; Lee Melear, p; **1962**, Second Team: Eddie Hite, 2b; Lee Melear, p; Sam Jenkins, p; **1963**, First Team: Tom Green, of, Dave Blake, of; Lee Melear, p; Second Team: Larry Lawson, c; **1964**, none; **1965**, Second Team: M.H. Herndon, of.


Metro Conference:

Tech competed as a member of the Metro Conference from 1978-79 through 1994-95. **1979**, First

Team: Dave Grier, p; Harold Williams, 1b; **1980**, First Team: Mike Rhodes, p; Jay Phillips, 3b; Second Team: Franklin Stubbs, 1b; Joe Mitchell, of; **1981**, First Team: Paul Levy, p; Franklin Stubbs, 1b; Brian Rupe, of; Andy Aldrich, dh; **1982**, First Team: Ray Perkins, p; Jim Stewart, 3b; Brian Rupe, of; Franklin Stubbs, 1b; Mark Krynitsky, c; **1983**, First Team: Rick Knapp, p; Tim Buheller, of; **1984**, First Team: Billy Plante, 3b; Bean Stringfellow, p; HM: Shaun Sullivan, of; Budgie Clark, 2b; John Bowler, dh; **1985**, First Team: Shaun Sullivan, of; Tim Buheller, of; Chuck Boyle, utl; Billy Plante, 3b; George Canale, 1b; Bean Stringfellow, p; **1986**, First Team: George Canale, 1b; Trey McCoy 3b; Tim Buheller, cf; Doug Basse, of, David Potts, p; **1987**, First Team: Brad DuVall, p; Trey McCoy, of; Casey Waller, 3b; **1988**, First Team: Brad DuVall, p; Len Wentz, 2b; Trey McCoy, of; Mike Conte, of; Randy Berlin, dh; **1989**, First Team: Mike Williams, p; Len Wentz, 2b; Casey Waller, 3b; Mike Conte, of; Craig Blum, utl; **1990**, First Team: Len Wentz, 3b; Rod Emmons, of; Second Team: Mike Williams, p; **1991**, First Team: Martin Agee, 2b; David Dallas, ss; Les Jennette, utl; Second Team: Steve Render, of; **1992**, First Team: David Dallas, 2b; Les Jennette, dh; Steve Render, of; Second Team: Brad Clontz, p; J. R.



Kevin Barker



Barry Gauch (15) led Tech to the Atlantic 10 tournament championship in 1997.

Hawkins, of; **1993**, First Team: J.R. Hawkins, of; Second Team: Dee Dalton, ss; Bo Durkac, 3b; **1994**, First Team: Bo Durkac, 3b; Second Team: Charlie Gillian, p; **1995**, First Team: Mike Terhune, 2b; Bo Durkac, 3b; Kevin Barker, of; Second Team: Charlie Gillian, p; Josh Herman, c.

Metro All-Tournament Players:

1979, Dave Richardson, of; **1980**, Jim Stewart, of; **1981**, Franklin Stubbs, 1b; Andy Aldrich, dh; **1982**, Jim Stewart, 3b; Jimmy Foit, ss; Mark Krynitsky, c; **1983**, Budgie Clark, 2b; **1984**, Billy Plante, 3b; George Canale, dh; Rodney Brooks, p; **1985**, Chuck Boyle, c; Peery Agee, dh; Dell Curry, p; **1987**, Alan El-Amin, of; Brian Henderson, ss; Joe Vieni, c; **1989**, Mike Conte, of; **1990**, Len Wentz, 3b; **1992**, Mike Reedy, of; Denny Hedspeth, c; **1994**, Brian Fitzgerald (MVP), p; Josh Herman, dh; **1995**, Brian Fitzgerald, p; Kevin Barker, of.

Atlantic 10 Conference:

The Hokies played in the Atlantic 10 Conference from

1996-2000. **1996**, First Team: Kevin Barker, of (Player of the Year); Second Team: Josh Herman, c; Sean Hummel, p; **1997**, First Team: Kevin Kurilla, ss; Denny Wagner, p; Second Team: Matt Griswold, of; **1998**, First Team: Matt Griswold, of (Player of the Year); Second Team: Addison Bowman, 3b; Barry Gauch, c; Eric Shiflett, of; Jon Hand, p; **1999**, First Team: Barry Gauch, c; Matt Griswold, of; Second Team: Larry Bowles, p/1b; Jason Bush, p (Rookie of the Year); **2000**, First Team: Jed English, dh; Joe Saunders, p; Second Team: Addison Bowman, of.

Atlantic 10 All-Tournament Players:

1996, Jon Hand, p; Brian Fitzgerald, p; Austin Rappé, of; Josh Herman, c; **1997**, Barry Gauch, c (MVP); Randy Martin, 2b; Kevin Kurilla, ss; Matt Griswold, of; Denny Wagner, p; **1998**, Randy Martin, 2b; Jon Hand, p; Barry Gauch, c; **1999**, Larry Bowles, p/1b (MVP); Barry Gauch, c; Addison Bowman, ss; John West, 3b; Matt Griswold, of; Pat Pinkman, p; **2000**, Addison Bowman, of (MVP); Chad Foutz, 3b; Jed English, c/dh; Jason Bush, p.

A Look at the Past

Year	W- L- T	Pct.	Coach	Captain	Year	W- L- T	Pct.	Coach	Captain
1892	2- 0- 0	1.000			1939	1-14- 0	.067	H.M. McEver	Frank Pierce
1893	0- 1- 0	.000			1940	7- 5- 0	.583	G.F. Laird	M.R. Cobb
1894	NO TEAM				1941	6-10- 0	.375	G.F. Laird	W.A. Trice
1895	3- 2- 0	.600	J. McJames	T.E. Dashiell	1942	10- 5- 1	.656	G.F. Laird	W.J. Henderson
1896	3- 8- 0	.273	R.S. Wilkins	W.H. Rasche	1943	4- 8- 0	.333	G.F. Laird	Joseph Moody
1897	9- 6- 0	.600	Lipep	E.H. Herbert	1944	9- 4- 0	.692	H.M. McEver	Henry Caravati, Phillip DeLisi
1898	3- 3- 0	.500		R.S. Wilkins	1945	10- 4- 0	.714	G.S. Proctor	Andrew M. Dreeelin, J.F. Lucas
1899	NO TEAM				1946	8-11- 0	.421	G.S. Proctor	John J. Kozelski, Jr.
1900	6- 5- 0	.546	Dr. A.B. Morrison	W.F. Bell	1947	11- 6- 0	.647	G.S. Proctor	Frank B. Poole
1901	5- 3- 0	.625	Dr. A.B. Morrison	J.D. Burrall, H. Carpenter	1948	14- 8- 1	.630	G.F. Laird	Joe Foltz
1902	4- 2- 0	.667		C.H. Carpenter	1949	10-11- 0	.476	G.F. Laird	Bill Keane
1903	8- 4- 0	.667	Orth	J.F. Ware, C.P. Miles	1950	13- 9- 0	.591	G.F. Laird	Ralph C. Beard
1904	6- 5- 0	.546	R.R. Brown	W.C. Walsh	1951	8-11- 0	.421	G.F. Laird	Sterling Wingo
1905	6- 5- 0	.546	Dr. Knox	R.B. Tinsley, S.H. Lee	1952	4- 9- 0	.308	G.F. Laird	Ed Pierce
1906	5- 3- 0	.625	S.S. Eckerstone	E.S. Sheppard	1953	6- 7- 0	.462	G.F. Laird	
1907	5- 8- 0	.385	S.S. Eckerstone		1954	14- 8- 0	.636	G.F. Laird	
1908	3- 4- 1	.437	C.P. Miles	E.S. Sheppard	1955	13- 8- 0	.619	G.F. Laird	Jimmy Clark
1909	11- 6- 0	.647	R.M. Brown	A.D. Austin	1956	9-12- 0	.429	G.F. Laird	
1910	10- 7- 0	.588	Branch Bocock	T.P. Hicks	1957	9-12- 0	.429	G.F. Laird	
1911	13- 7- 1	.619	Branch Bocock	Richard Fuqua	1958	9-11- 1	.452	G.F. Laird	
1912	9- 9- 0	.500	L.W. Reiss	F.H. Legge	1959	12- 7- 0	.632	G.F. Laird	
1913	3- 3- 0	.500	C.P. Miles	P.R. Evans	1960	10- 9- 0	.526	G.F. Laird	
1914	15- 4- 1	.775	Branch Bocock	Albert L. Jones, Jr.	1961	9-15- 0	.375	G.F. Laird	Eddie Hite
1915	21- 0- 0	1.000	R.B. Prince	F.W. Bruce	1962	11- 6- 0	.647	G.F. Laird	Eddie Hite
1916	9- 4- 0	.692	W.G. Breitenstein	E.K. Bibb	1963	14- 7- 0	.667	G.F. Laird	
1917	9- 1- 0	.900	W.G. Breitenstein	L.M. Gaines	1964	12-10- 0	.545	G.F. Laird	
1918	8- 4- 0	.667	Charles A. Bernier	J.E. Old	1965	10-13- 0	.435	G.F. Laird	
1919	12-13- 0	.480	Charles A. Bernier	Charles Whitmore	1966	10- 6- 0	.625	G.F. Laird	
1920	16- 6- 0	.727	Charles A. Bernier	P.C. Brooks	1967	14-10- 0	.583	G.F. Laird	
1921	17- 9- 1	.648	W.L. Younger	R.W. Harvey	1968	17- 9- 1	.649	G.F. Laird	
1922	7-10- 2	.400	W.L. Younger	J.G. Wallace	1969	27- 7- 0	.794	G.F. Laird	
1923	7- 8- 0	.467	W.L. Younger	D.H. Rutherford	1970	15-11- 0	.577	G.F. Laird	
1924	10- 6- 1	.617	George S. Kircher	D.H. Rutherford	1971	16-10- 0	.615	G.F. Laird	Wayne Javins
1925	5-11- 2	.333	George S. Kircher	C.G. Thomas, Jr.	1972	15-11- 0	.577	G.F. Laird	John Van Arnhem
1926	13- 6- 1	.675	George S. Kircher	C.L. Crummett, Jr.	1973	15-10- 0	.600	G.F. Laird	Howard Thomas
1927	11- 4- 0	.733	George S. Kircher	P.S. Dear	1974	15-15- 0	.500	Bob Humphreys	
1928	4- 7- 0	.364	George S. Kircher	D.M. Alexander	1975	26-10- 0	.722	Bob Humphreys	
1929	9- 6- 0	.600	George S. Kircher	Clay M. Mattox	1976	33- 9- 0	.786	Bob Humphreys	
1930	13- 2- 1	.844	George S. Kircher	James A. Coffey	1977	34- 9- 0	.791	Bob Humphreys	
1931	7- 7- 2	.500	George S. Kircher	R.M. Mapp, N.C. Bibb	1978	27-17- 0	.614	Bob Humphreys	
1932	5- 7- 0	.417	George S. Kircher	S.E. Hardwick, Jr.	1979	28-14- 0	.667	Chuck Hartman	Scott Atkins, Steve Dodd
1933	6- 6- 0	.500	H.M. McEver	R.W. Sutton	1980	30-18- 0	.625	Chuck Hartman	Chip Smith, Mike Preisser, Andy Aldrich
1934	6-11- 1	.361	H.M. McEver	Wilson Bell				Andy Aldrich, Paul Levy, Mark Krynsky	
1935	4-15- 0	.211	H.M. McEver	Paul V. Kelsey	1981	48- 9- 0	.842	Chuck Hartman	Mark Krynsky
1936	8- 8- 0	.500	H.M. McEver	Joe Russell	1982	50- 9- 0	.847	Chuck Hartman	Wayne King, John Patton
1937	12- 8- 0	.600	H.M. McEver	Ray Thompson	1983	34-14- 0	.708	Chuck Hartman	Todd Trickey, Chuck Boyle
1938	4-10- 0	.286	H.M. McEver	M.A. Cregger	1984	41-17- 0	.707	Chuck Hartman	Chuck Boyle
					1985	50-16- 1	.754	Chuck Hartman	George Canale, Joe Vieni
					1986	38-21- 0	.644	Chuck Hartman	Joe Vieni, Jon Hartness, Greg Mance
					1987	32-16- 1	.663	Chuck Hartman	Alan El-Amin, Jimmy Hunt
					1988	40-20- 0	.667	Chuck Hartman	Mike Conte, Len Wentz
					1989	35-22- 0	.614	Chuck Hartman	Len Wentz, Mike Williams
					1990	36-22- 0	.621	Chuck Hartman	Tim Fenn, Shaun Thomas
					1991	24-30- 0	.444	Chuck Hartman	Steve Render, David Dallas
					1992	34-17- 1	.663	Chuck Hartman	J.R. Hawkins, Mike Reedy, Justin Dobson
					1993	34-15- 0	.694	Chuck Hartman	Justin Dobson, Denny Hedspeth
					1994	32-26- 0	.552	Chuck Hartman	Bo Durkac, Braxton Bell
					1995	34-24- 0	.586	Chuck Hartman	Josh Herman, Sean Hummel
					1996	35-24- 0	.593	Chuck Hartman	Kevin Kurilla, Kris Turberville
					1997	34-28- 0	.548	Chuck Hartman	Jon Hand, Matt Lichtel, Barry Gauch
					1998	28-22- 2	.558	Chuck Hartman	Randy Martin, Barry Gauch, Eric Shiflett
					1999	42-17- 0	.712	Chuck Hartman	Gray Hodges, Christian Simmers
					2000	34-25- 2	.576	Chuck Hartman	Addison Bowman, Christian Simmers
					2001	29-28- 1	.509	Chuck Hartman	



The 1915 baseball team posted a 21-0 record.



Todd Trickey hurled a no-hitter against Old Dominion in 1981.

The Hartman Years



Jim Stewart batted .404 on the way to All-America honors in 1982.

Since Virginia Tech fielded its first baseball team in 1892, the Hokies have compiled an overall record of 1,691 victories, 1,092 losses and 26 ties in 108 seasons (no teams in 1894 and 1899) — a winning percentage of .607. Over the last 40 years, Tech has suffered just two losing seasons, and during Coach Chuck Hartman's 23 years at the helm, the Hokies have averaged 36 wins a season.

Following is a year-by-year look at Tech's results under Hartman:

1979 (28-14)

VT Opp.

Wh	10-	8	George Washington
Wa	3-	2	Furman (10)
La	5-	6	Newberry
La	3-	12	South Carolina
La	8-	11	South Carolina
Wa	7-	6	South Carolina
Wn16	4-	3	Eastern Connecticut
Wa	5-	2	Atlantic Christian
Wa	6-	3	East Carolina
La	2-	6	East Carolina
Wa	9-	4	William & Mary
Lh	4-	5	Liberty Baptist
Wh	5-	4	VCU
Wh	10-	2	James Madison
La	4-	5	VCU
Wa	4-	1	Richmond
Wa	6-	5	Richmond
Wh	6-	2	William & Mary
Wa	3-	1	East Tenn. State
Wa	9-	0	VMI
Wa	5-	4	Morris Harvey
Wh	6-	3	Old Dominion (7)
Wh	9-	8	Appalachian St.
La	7-	8	Liberty Baptist
Ln17	2-	9	Virginia
Wh	9-	8	Richmond (8)
Wh	7-	6	Richmond
Wh	4-	0	Virginia
Wa	10-	8	James Madison
Wh	8-	5	Maryland
Lh	4-	6	Louisville
Wh	15-	1	Louisville
Wh	4-	2	California St. (Pa.)
Wh	11-	5	California St. (Pa.)
Wa	8-	6	Cincinnati
La	1-	5	Cincinnati
La	1-	2	Cincinnati
Lh	8-	10	East Tenn. State
Wh	12-	8	Clemson

METRO TOURNAMENT

Wn4	9-	2	St. Louis
Ln4	3-	4	Tulane
Ln4	1-	5	Memphis State

257-203

1980 (30-18)

VT Opp.

La	1-	4	Davidson
Wa	7-	4	William & Mary
Wa	5-	0	William & Mary
Wa	11-	3	Catawba College
Wa	9-	4	Catawba College
La	6-	12	Georgia State
La	0-	1	Georgia State
Wn18	12-	1	Indiana
La	9-	18	Stetson
Wn18	9-	6	Pittsburgh
Wn18	9-	6	Indiana
La	4-	5	Stetson (12)
Wn18	12-	9	Pittsburgh
Wn18	9-	7	Indiana
Wa	7-	1	UNC Charlotte
La	4-	5	UNC Charlotte
Lh	2-	9	California St. (Pa.)
Wh	7-	4	California St. (Pa.)
La	6-	10	James Madison
La	3-	4	VCU
La	6-	14	Richmond
Wa	6-	3	Old Dominion
La	6-	10	Old Dominion
Wh	9-	6	East Tenn. State
La	3-	4	East Tenn. State
Wa	6-	3	Liberty Baptist
Wh	10-	2	James Madison
Lh	3-	4	Richmond
Wh	6-	0	Old Dominion
Wh	9-	3	Old Dominion
Wa	9-	8	Louisville
La	9-	17	Louisville
Wa	5-	4	Louisville
Wh	9-	5	VCU
Wh	17-	9	VCU
Wh	8-	2	VMI
Wh	6-	1	Liberty Baptist
Wa	7-	6	Appalachian St. (9)
Wa	5-	2	Appalachian St.
Wn19	19-	11	West Virginia
Wa	4-	2	Clemson
La	0-	8	Clemson
Wa	12-	11	Georgia Tech
La	16-	22	Georgia State

METRO TOURNAMENT

Wn4	10-	6	Cincinnati
Wa	12-	4	Florida State
Ln4	5-	14	Memphis State
La	6-	13	Florida State

355-307

1981 (48-9)

VT Opp.

La	3-	10	N.C. State
Wa	5-	2	North Carolina A&T
Wa	9-	3	North Carolina A&T
Wa	16-	2	Wake Forest
Wa	9-	3	Wingate
Wa	13-	5	Davidson
La	2-	3	Davidson
Wh	15-	6	Westfield State
Wh	15-	4	Westfield State
Wa	7-	5	East Tenn. State
Wh	9-	5	Old Dominion
Wh	8-	0	Old Dominion
Wh	7-	2	Shippensburg State
Wh	12-	10	Shippensburg State
Wh	6-	5	VCU
Wh	13-	1	VCU
Wh	14-	1	St. Louis
Wh	10-	2	St. Louis
Wh	9-	8	St. Louis (8)
Wh	11-	5	Richmond
Lh	0-	3	Liberty Baptist
Wh	19-	0	Bluefield College
Wh	22-	2	Bluefield College (5)
Wa	14-	0	VMI (7)
Wa	9-	3	Cincinnati
Wa	15-	0	Cincinnati
Wa	11-	5	Cincinnati
Wh	11-	7	William & Mary
Wh	12-	4	William & Mary
Wh	13-	3	Longwood (7)
Wa	13-	9	James Madison
La	8-	20	Old Dominion
Wa	4-	2	Old Dominion
La	5-	6	Richmond
Wh	16-	7	Howard University
Wh	5-	4	Howard University
Wh	3-	2	Howard University

Wh	13-	1	VMI
Wh	12-	5	Louisville
Wh	7-	5	Louisville
Wh	13-	8	Louisville
Wh	10-	0	Louisville
Wh	8-	1	UNC Charlotte
Wh	10-	1	UNC Charlotte
La	9-	10	Virginia
Wa	8-	3	VCU
Wa	14-	6	VCU
Wn19	13-	6	West Virginia
Wh	8-	5	Wingate
Wh	11-	1	Virginia
La	3-	6	Liberty Baptist
Wh	11-	5	James Madison
Wh	12-	6	Richmond
Wa	4-	3	Georgia Tech

METRO TOURNAMENT

Ln4	12-	14	Tulane
Wn4	24-	10	Cincinnati
Ln4	8-	9	Memphis State

583-264

1982 (50-9)

VT Opp.

La	4-	13	Wingate
Wa	6-	0	North Carolina A&T
Wa	8-	1	North Carolina A&T
Wh	8-	3	Point Park
Wh	17-	4	Point Park
Wh	13-	7	Point Park (8)
Wa	9-	3	Davidson
Wh	10-	8	Appalachian St.
Wh	1-	0	Appalachian St.
Wh	2-	0	Utica (5)
Wh	18-	2	Shippensburg State
Wh	7-	6	Shippensburg St. (8)
La	2-	7	Florida State
La	4-	12	Florida State
Wa	5-	1	Florida State (7)
Wn9	5-	2	East Tenn. State
Wh	11-	3	Longwood College
Wh	15-	1	George Mason
Wa	6-	0	Louisville
Wa	10-	8	Louisville

Continued on following page

The Hartman Years


Continued from page 45

La	7- 9	Louisville
Wa	3- 1	St. Louis
Wa	8- 2	St. Louis (12)
Wa	13- 3	St. Louis (7)
Wa	11- 6	VMI
Wa	12- 4	VMI (5)
Wa	22- 2	Richmond (7)
Wh	10- 8	Cincinnati
Wh	11- 3	Cincinnati
Lh	3- 4	Cincinnati
Wh	6- 5	Old Dominion
Wh	9- 8	Old Dominion
Wh	21- 1	Bluefield Col. (6)
La	6- 8	James Madison
Wa	4- 3	VCU
Wh	13- 2	North Carolina A&T
Wh	11- 7	North Carolina A&T
Wh	15- 2	Howard
Wh	5- 1	Howard
Wh	16- 8	Richmond
Wa	7- 0	George Mason
Wh	9- 1	James Madison
Wh	8- 7	William & Mary (9)
Wh	16- 5	William & Mary
Wh	23- 10	VCU
Wa	8- 1	East Tenn. State
Ln19	4- 7	West Virginia
Wn1915-2		West Virginia
Wn1710-6		Virginia
Wa	13- 4	Virginia
Wh	9- 2	Virginia
Wa	11- 6	Liberty Baptist
Wh	17- 7	Liberty Baptist
Wh	7- 5	East Tenn. State
Wh	4- 1	East Tenn. State
Wh	4- 0	East Tenn. State
METRO TOURNAMENT		
Ln4	5- 8	Tulane (10)
Wn4	17- 8	Cincinnati
La	1- 2	Florida State

555-250

1983 (34-14)

VT Opp.		
Wa	7- 1	North Carolina A&T
La	9- 11	North Carolina A&T
Wa	11- 1	N.C. State
Wa	4- 1	Wake Forest (5)
Wh	7- 3	George Washington
Wh	9- 0	George Washington
La	1- 14	Mercer
Wa	13- 9	Mercer
La	4- 9	West Georgia
Wa	3- 2	West Georgia
Wa	6- 0	Georgia State
Wh	11- 5	Shippensburg State
Wh	6- 2	Shippensburg State
Wh	6- 1	Oneonta State
Wh	2- 1	Oneonta State
Wh	7- 3	UNC Charlotte
Wa	6- 5	Richmond
Wa	9- 4	VCU
Wh	6- 4	VCU
Lh	14- 15	George Mason
Wh	12- 9	Wake Forest
Wa	14- 6	East Tenn. State
Wh	11- 3	North Carolina A&T
Wh	11- 1	North Carolina A&T
Lh	1- 4	James Madison
La	2- 4	Old Dominion
Wa	12- 5	Old Dominion
La	5- 13	James Madison
Wa	16- 4	George Mason
Wn19	4- 1	West Virginia
Wn19	5- 3	West Virginia
Wn1711-10		Virginia
Wa	8- 3	Virginia
Wh	12- 11	Virginia
Wh	10- 9	VMI
Wh	5- 4	VMI
Lh	4- 5	Richmond
La	3- 5	Liberty Baptist
Wh	4- 2	Liberty Baptist
Wh	7- 6	Howard



Shaun Sullivan posted 92 hits and 80 RBIs during the 1985 season.

Wh	7- 1	Howard
Lh	9- 13	Howard
Lh	3- 4	East Tenn. State
Wh	10- 9	East Tenn. St. (12)
La	8- 18	Georgia Tech
METRO TOURNAMENT		
Ln4	7- 9	Cincinnati (10)
Wn4	11- 2	So. Mississippi
Ln4	0- 1	Memphis State

353-255


1984 (41-17)

VT Opp.		
Wa	9- 7	High Point
Wa	11- 2	High Point
Wa	14- 0	No. Carolina A&T (5)
Wa	12- 1	North Carolina A&T
Wa	7- 1	Elon College
La	2- 3	Elon College
Wa	10- 2	Wake Forest
Wa	7- 3	Clemson
La	2- 6	Clemson
La	0- 9	Clemson
La	1- 4	South Carolina
La	4- 5	South Carolina
Wh	5- 1	Utica College
Wh	9- 2	Utica College
Wh	12- 4	Utica College
Lh	6- 9	Wingate College
Wh	6- 3	Shippensburg St. (6)
Wh	5- 3	Shippensburg State
Wh	8- 2	Oneonta State
Wh	8- 3	Oneonta State
Lh	3- 7	Liberty Baptist
Wh	2- 0	VCU
Wh	7- 5	VCU
Wa	9- 6	Richmond
La	0- 5	George Mason
Lh	1- 5	Appalachian St.
Wh	18- 1	No. Carolina A&T (5)
Wh	25- 0	No. Carolina A&T (5)
Wh	8- 5	South Carolina
Lh	1- 3	South Carolina
Lh	5- 6	James Madison
Wh	11- 5	East Tenn. State
Wh	5- 2	Cincinnati
Wh	4- 0	Cincinnati (8)
Wh	15- 5	Cincinnati
Wa	13- 4	East Tenn. State
Wa	7- 4	Appalachian St.
Lh	6- 7	UNC Charlotte
La	8- 9	James Madison
La	8- 10	Louisville
Wh	6- 3	Longwood
Wa	8- 5	Old Dominion
Wn20	9- 4	Virginia
Wh	5- 3	Virginia
Wa	10- 9	Virginia
Wa	16- 3	Liberty Baptist
Wa	6- 4	VMI
Wa	13- 4	VMI
Lh	4- 6	Richmond
Wh	17- 2	Howard
Wh	25- 8	Howard
Wh	16- 10	Howard
Wa	3- 2	UNC Charlotte (10)
METRO TOURNAMENT		
Ln4	6- 12	Memphis State
Wn4	11- 7	Louisville
Wn4	17- 5	So. Mississippi
Wn4	6- 3	South Carolina
La	3- 17	Florida State

475-265

1985 (50-16-1)

VT Opp.		
Wa	3- 1	High Point
Wa	2- 0	High Point
Wa	7- 5	North Carolina A&T
Wa	3- 2	No. Carolina A&T (5)
Wa	4- 2	Elon
La	2- 3	Elon
Wa	7- 5	Wingate (12)
La	6- 9	Wake Forest
Wh	4- 0	William & Mary
Wh	10- 1	William & Mary
Th	4- 4	Clemson
Wh	14- 7	Clemson
Wh	20- 6	Clemson
Wh	1- 0	Utica College



Trey McCoy still ranks sixth among Division I players in career slugging percentage with an .835 mark.

Wh	4- 2	Utica College
Wh	11- 0	Utica College
Wa	13- 6	Louisville
La	10- 11	Louisville
Lh	2- 9	James Madison
Wh	11- 0	Oneonta State
Wh	15- 3	Oneonta State
Wh	3- 2	UNC Charlotte
Wh	15- 4	VCU
Wa	6- 0	Richmond (5)
Wh	17- 6	George Washington
Lh	3- 7	South Carolina (7)
Lh	3- 13	South Carolina
Wh	8- 4	South Carolina (8)
Wa	14- 2	Appalachian St.
Wa	28- 7	East Tenn. St. (7)
Wh	13- 11	Richmond
Wh	15- 5	No. Carolina A&T (5)
Wh	18- 6	No. Carolina A&T (5)
Wh	9- 7	Cincinnati
Wh	10- 5	Cincinnati
Wh	13- 2	Cincinnati
Wa	4- 3	UNC Charlotte
Wh	10- 8	Longwood
Wh	9- 6	East Tenn. State
Wh	13- 10	Louisville
Wh	13- 3	Louisville
Wh	5- 1	Louisville
Lh	4- 9	George Mason
Lh	0- 11	Appalachian St.
Wh	13- 3	VMI
Wa	10- 7	James Madison
Wa	9- 7	Cincinnati
Wa	5- 3	Cincinnati
La	9- 12	Cincinnati
La	8- 9	South Carolina
La	6- 7	South Carolina
Wa	10- 4	South Carolina
La	9- 16	VCU
Wh	14- 13	Virginia
La	2- 3	Virginia
La	0- 1	George Mason
Wh	21- 7	Liberty Baptist
Wa	12- 10	Liberty Baptist
Wa	16- 3	VMI
Wh	13- 0	Howard
Wh	13- 12	Howard (10)
Wh	9- 6	Howard
METRO TOURNAMENT		
Wn4	16- 8	Tulane
Wa	8- 5	Florida State
Ln4	6- 9	South Carolina
Wn4	14- 12	Tulane
La	1- 3	Florida State

610-368

1986 (38-21)**VT Opp.**

La 3- 4 High Point
 Wa 6- 5 High Point
 Wa 15- 2 No. Carolina A&T (6)
 Wa 11- 0 No. Carolina A&T (5)
 La 3- 12 Wake Forest
 Lh 5- 6 South Carolina (10)
 Lh 6- 8 South Carolina
 Lh 2- 11 South Carolina
 Wh 9- 4 George Mason
 Wa 12- 10 William & Mary (12)
 Wh 9- 8 Louisville
 Wh 7- 0 Louisville
 Wa 6- 2 Columbus College
 La 3- 4 Columbus College
 La 3- 10 Stetson
 Ln18 3- 8 Rider
 Ln18 3- 4 Iowa
 La 13- 15 Stetson
 Ln18 2- 11 Iowa
 Wn1812- 10 Rider
 Wa 5- 2 Stetson
 Wn18 5- 3 Iowa
 La 4- 7 Appalachian St.
 Wh 15- 4 Richmond
 Wh 10- 6 North Carolina A&T
 Wh 10- 0 No. Carolina A&T (5)
 Wa 5- 1 South Carolina
 Wa 6- 1 South Carolina
 Wa 6- 5 South Carolina
 Wh 14- 3 East Tenn. St. (7)
 Lh 7- 12 Appalachian St.
 Wa 9- 8 James Madison
 Wa 17- 4 Richmond
 Wa 10- 4 Cincinnati
 La 7- 11 Cincinnati
 Wa 11- 7 Cincinnati
 Lh 8- 11 Virginia
 Wh 9- 8 VCU (8)
 La 4- 7 UNC Charlotte
 Wh 14- 9 Longwood
 Wh 14- 3 Cincinnati
 Wh 7- 6 Cincinnati
 Lh 5- 9 Cincinnati (6)
 Wa 13- 12 Virginia (12)
 Wh 10- 8 James Madison
 Wa 8- 2 Louisville
 Wa 15- 14 Louisville
 La 10- 11 Louisville
 Wh 16- 15 Liberty
 Wh 14- 11 Old Dominion
 Wh 27- 4 VMI
 Wa 9- 7 Old Dominion
 La 0- 16 Liberty
 Wh 16- 15 Howard
 Wh 8- 5 Howard
 Wh 30- 0 Howard
 Wa 9- 6 VMI
 METRO TOURNAMENT
 Ln4 5- 6 Cincinnati
 Ln4 8- 11 Memphis State
 533-408


1987 (32-16-1)**VT Opp.**

Wa 6- 1 Duke
 Wa 14- 1 No. Carolina A&T (5)
 Wa 11- 1 No. Carolina A&T (6)
 Wh 12- 1 Louisville
 Wh 4- 0 Louisville
 Wh 10- 2 Louisville
 Wh 20- 1 Bluefield State
 Wh 4- 3 Ohio University
 Lh 2- 14 Ohio University
 Wh 7- 3 VCU
 Wa 11- 6 Towson State
 Wa 9- 1 George Mason
 Ta 5- 5 Maryland (11)
 Wh 16- 6 Longwood
 Wa 2- 0 Louisville
 Wa 2- 1 Louisville
 Wa 11- 4 Louisville
 Lh 7- 10 William & Mary
 La 4- 11 South Carolina
 La 8- 14 South Carolina
 La 8- 9 South Carolina
 La 6- 9 Richmond
 La 4- 5 William & Mary
 Wh 11- 1 Cincinnati

Lh 1- 13 Cincinnati
 Wh 9- 6 Appalachian St.
 Lh 7- 8 Appalachian St.
 La 1- 2 Cincinnati
 Wa 16- 0 Cincinnati
 Wa 4- 1 Cincinnati
 Wh 10- 8 George Mason
 Wa 3- 1 Liberty
 Wh 8- 6 Liberty
 La 1- 7 UNC Charlotte
 Wh 14- 4 Old Dominion
 Lh 12- 13 VMI (10)
 Wa 3- 2 Old Dominion
 Wh 10- 6 Howard
 Wh 12- 2 Howard (6)
 Wh 10- 1 Howard
 Wa 7- 3 Tennessee
 Lh 6- 8 UNC Charlotte
 La 2- 3 VCU (12)
 Wa 8- 3 Virginia
 Wn21 8- 4 Virginia
 Wh 11- 5 Virginia (forfeit)
 METRO TOURNAMENT
 Wn12 2- 1 Cincinnati
 Ln12 4- 5 Florida State
 Ln12 9- 14 So. Mississippi
 372-235

1988 (40-20)**VT Opp.**

Wa 21- 4 High Point
 Wa 20- 7 High Point
 La 2- 8 Coastal Carolina
 Wa 8- 3 Coastal Carolina
 Wa 10- 4 UNC Wilmington
 La 6- 10 UNC Wilmington
 Wa 7- 2 UNC Wilmington
 La 2- 9 Methodist
 La 5- 6 Elon
 Wh 10- 3 Louisville
 Wh 4- 3 Louisville
 Wh 13- 2 Louisville
 La 1- 8 George Mason
 Wa 17- 3 William & Mary
 Wh 8- 6 Ohio University
 Lh 1- 2 Ohio University
 Wh 13- 2 Wake Forest
 Lh 3- 8 West Virginia
 Wh 10- 7 West Virginia
 Wh 17- 5 William & Mary
 Wa 12- 1 Louisville
 Wa 21- 3 Louisville
 Wa 9- 7 Louisville
 Wh 11- 9 Appalachian St.
 Wh 11- 8 VCU
 Wh 13- 2 South Carolina



Brad DuVall was a No.1 draft pick after both the 1987 and 1988 seasons.

Lh 4- 6 South Carolina (8)
 Wh 9- 7 South Carolina
 Wh 12- 8 Tennessee
 La 7- 15 James Madison
 Wh 12- 1 Howard
 Wh 18- 1 Howard
 Wh 12- 10 Howard
 Wh 14- 8 Howard
 Lh 8- 9 Richmond
 La 6- 10 South Carolina
 La 0- 7 South Carolina
 La 1- 10 South Carolina
 Wa 11- 8 Virginia
 Wh 9- 4 George Mason
 Wa 6- 4 Cincinnati
 La 2- 8 Cincinnati
 La 1- 2 Cincinnati (10)
 Wh 26- 2 Liberty
 Wh 14- 1 Liberty
 Wh 12- 1 East Tenn. St. (7)
 Wh 25- 3 UNC Charlotte
 Wh 9- 1 Cincinnati
 Wh 16- 9 Cincinnati
 Lh 3- 5 Cincinnati
 La 6- 7 VCU (10)
 Wa 10- 5 Richmond
 Wn22 2- 1 New York Tech (7)
 Wa 4- 2 Old Dominion (7)
 Ln22 1- 4 New Orleans
 Wh 19- 12 James Madison
 Wh 18- 8 Old Dominion
 METRO TOURNAMENT
 Wn4 8- 1 Cincinnati
 La 6- 9 Florida State
 Ln4 1- 6 Memphis State
 567-327

1989 (35-22)**VT Opp.**

Wa 5- 2 Furman
 La 3- 5 Furman
 Wa 3- 1 Louisville
 Wa 10- 5 Louisville
 La 6- 7 Louisville
 La 2- 14 Fresno State
 Wn23 9- 7 Missouri
 Wn2310- 7 Liberty
 Ln23 1- 6 Washington St.
 Wn23 8- 6 U.S. International
 Wn23 6- 3 Kansas State
 Wh 7- 2 George Mason
 Wh 9- 1 Cincinnati
 Wh 6- 2 Cincinnati
 Wh 11- 4 Cincinnati
 Wh 8- 4 East Tenn. State
 Lh 4- 6 Liberty (10)
 La 2- 3 Radford (11)
 Wa 7- 1 Old Dominion
 Wh 38- 9 Howard
 Wh 8- 5 Howard
 Lh 4- 5 Howard
 Wh 7- 4 Howard
 Wa 3- 1 West Virginia
 Wa 12- 6 West Virginia
 Wa 8- 1 East Tenn. State
 Wa 2- 1 Memphis State
 La 6- 7 Memphis State
 La 1- 2 Memphis State
 Wh 20- 8 VMI
 Wa 3- 2 Appalachian St.
 La 10- 11 Appalachian St.
 Wh 19- 1 William & Mary
 Wh 10- 5 South Carolina
 Wh 6- 3 South Carolina
 Wh 4- 0 South Carolina
 Wh 7- 3 Radford
 Lh 1- 5 Richmond
 Lh 4- 9 VCU
 Lh 9- 10 Virginia (10)
 Wa 7- 5 Florida State
 La 8- 14 Florida State
 La 4- 8 Florida State
 Wa 21- 7 William & Mary
 Ln21 2- 6 Virginia
 La 3- 9 VCU
 Wa 9- 3 George Mason
 La 6- 10 James Madison
 Wh 20- 19 Old Dominion (10)
 Lh 1- 2 UNC Charlotte
 Lh 3- 10 So. Mississippi

Wh 12- 3 So. Mississippi
 Wh 4- 1 So. Mississippi
 METRO TOURNAMENT
 Wn12 8- 0 Cincinnati
 Ln12 4- 7 So. Mississippi
 Wa12 8- 4 South Carolina
 Ln12 2- 8 Florida State
 421-300

1990 (36-22)**VT Opp.**

La 2- 6 Liberty
 Wh 14- 5 Maryland
 Wa 16- 6 George Washington
 Wa 6- 5 VCU (10)
 Lh 2- 3 East Tenn. State
 Wh 9- 2 VMI
 Wa 19- 5 East Tenn. State
 La 4- 7 Tulane
 La 5- 7 Tulane
 Wa 7- 1 Tulane
 La 1- 9 S.E. Louisiana
 Wh 5- 1 VCU
 Wh 5- 4 Appalachian St.
 Lh 2- 9 Appalachian St.
 Wh 14- 3 Radford
 Wh 9- 8 Western Carolina
 La 6- 18 Western Carolina
 Wa 21- 6 Tennessee
 Wh 7- 2 Howard
 Wh 9- 2 Howard (5)
 Wh 23- 4 Howard
 Wh 17- 5 Howard (7)
 Wh 12- 2 West Virginia
 Wh 9- 8 West Virginia
 Wh 11- 4 Richmond
 Wh 9- 8 Memphis State
 Wh 9- 6 Memphis State
 Wh 4- 0 Memphis State
 Wh 5- 4 Liberty (14)
 Wh 6- 2 William & Mary
 Wn21 8- 1 Virginia
 Wa 10- 3 Richmond
 Wa 8- 5 South Carolina
 La 0- 6 South Carolina
 Wa 8- 3 South Carolina (12)
 Wa 15- 8 Radford
 La 3- 4 Old Dominion
 La 13- 14 Virginia
 Wh 5- 0 Louisville (5)
 Wh 8- 5 Louisville
 Wh 13- 3 Louisville
 La 1- 5 James Madison
 Lh 3- 13 Old Dominion
 Wh 14- 7 Virginia
 La 4- 5 UNC Charlotte (12)
 Wn2010- 1 UNC Charlotte
 Ln24 2- 4 Duke
 Ln25 4- 6 Florida State
 Lh 1- 5 Florida State
 Lh 14- 25 Florida State
 La 0- 5 So. Mississippi
 La 1- 2 So. Mississippi
 La 3- 7 So. Mississippi
 METRO TOURNAMENT
 Wn26 6- 4 Memphis State
 Ln26 3- 11 Florida State
 Wn26 2- 1 South Carolina
 Wn26 3- 2 Cincinnati
 Ln26 5- 12 Florida State
 435-319

1991 (24-30)**VT Opp.**


La 0- 1 UNC Charlotte
 Wh 7- 2 George Mason
 La 3- 9 William & Mary
 Wh 11- 1 Western Carolina
 Wh 15- 10 Western Carolina
 Wh 9- 7 Howard
 Wh 13- 0 Howard
 Wh 7- 4 Howard
 Ln23 7- 10 Cal State Northridge
 Ln23 3- 6 Creighton
 Ln23 3- 4 North Carolina
 Wa 4- 0 Fresno State
 Wn23 4- 2 Indiana State
 Ln23 1- 11 North Carolina
 Wh 9- 4 UNC Charlotte

Continued on following page

The Hartman Years

Continued from page 47

Lh 3- 5 VCU
 Wh 14- 11 Cincinnati
 Wh 14- 6 Cincinnati
 Wh 16- 12 Cincinnati
 Lh 1- 6 James Madison (5)
 Lh 7- 10 Appalachian State
 Wa 17- 5 Louisville
 La 1- 6 Louisville
 La 3- 13 Louisville
 Lh 10- 13 Richmond
 Wa 7- 6 Virginia
 La 9- 10 Appalachian State
 La 12- 15 Memphis State
 La 4- 5 Memphis State
 Ln21 2- 5 Virginia
 Lh 5- 6 Old Dominion
 Wh 4- 3 South Carolina
 Lh 4- 13 South Carolina
 Wh 6- 5 South Carolina
 Wa 12- 3 VMI
 Wh 11- 5 Virginia
 Wn2520- 5 Radford
 Wh 5- 1 Tulane
 Wh 3- 1 Tulane
 Wh 18- 12 Tulane
 Lh 6- 8 Liberty
 Wh 16- 1 VMI
 La 3- 5 VCU
 La 2- 6 George Mason
 Wa 10- 9 Richmond
 La 4- 9 Old Dominion
 La 2- 3 Florida State
 La 1- 4 Florida State
 La 1- 11 Florida State
 Ln24 4- 11 So. Mississippi
 Lh 3- 9 So. Mississippi
 Lh 0- 4 So. Mississippi
METRO TOURNAMENT
 Ln25 1- 17 South Carolina
 Ln25 4- 10 Cincinnati
 362-360



David Dallas (14) is the only player in more than 45 years to lead the Hokies in runs scored three straight seasons (1990-92).

1992 (34-17-1)

VT Opp.

Wa 11- 6 UNC Wilmington
 Wa 14- 3 UNC Greensboro
 Wa 12- 6 UNC Greensboro
 Wh 16- 5 VMI
 Wh 14- 2 Western Carolina
 Th 5- 5 Western Carolina (11)
 Wh 3- 2 Howard
 Wh 8- 2 Howard
 Wh 20- 4 Howard
 Wn5 12- 4 Detroit Mercy
 Wa5 10- 7 Georgia Southern

Ln5 0- 7 Detroit Mercy (5)
 Wn5 6- 1 Detroit Mercy
 Wa5 9- 6 Georgia Southern
 Ln5 7- 10 UNC Greensboro
 Wn5 12- 3 UNC Greensboro
 Wa 10- 1 Western Carolina
 Wh 5- 3 Kent
 Wh 5- 4 Kent
 Wh 9- 3 William & Mary
 Wh 18- 10 Tulane
 Wh 11- 8 Tulane
 Wh 15- 9 Tulane
 Wh 11- 3 Appalachian State
 Wa 8- 4 Appalachian State
 Lh 11- 12 VCU (8)
 La 1- 10 George Mason
 La 3- 4 Virginia
 Wh 16- 9 George Mason
 La 3- 7 South Florida
 La 4- 5 South Florida
 La 2- 3 South Florida
 Wa 10- 7 Old Dominion
 Wn25 12- 3 Virginia
 Lh 5- 10 James Madison
 Wa 16- 1 UNC Charlotte
 La 2- 3 UNC Charlotte
 Wa 14- 10 UNC Charlotte
 Wh 6- 4 Virginia
 La 2- 11 James Madison
 Lh 6- 25 Louisville
 Wh 10- 9 Louisville
 Wh 18- 3 Louisville
 Wh 11- 4 Liberty
 Wa 4- 0 VCU
 La 1- 7 Richmond
 La 7- 14 Southern Miss
 La 3- 4 Southern Miss
 Wa 13- 6 Southern Miss

METRO TOURNAMENT
 Wn27 9- 4 UNC Charlotte
 Ln27 5- 10 Louisville
 Ln27 3- 10 Southern Miss
 448-313

Wh 10- 2 Howard
 Wh 7- 2 Howard (5)
 Wa 8- 5 VCU
 Wa 3- 2 VCU (8)
 Wa 7- 2 VCU
 Wa 9- 4 Richmond
 Wa 12- 8 Western Carolina
 Lh 2- 9 George Mason
 Wa 9- 7 George Mason
 Wa 7- 3 West Virginia
 La 1- 10 West Virginia
 Wh 6- 1 Virginia
 Wh 8- 5 Western Carolina
 La 5- 7 Tulane
 La 4- 5 Tulane (7)
 La 5- 10 Tulane
 Wa 10- 5 Appalachian State
 La 2- 6 Virginia
 Wh 9- 3 Marshall
 Wh 5- 2 UNC Charlotte
 Lh 8- 10 UNC Charlotte
 Wh 16- 4 UNC Charlotte
 Wa 10- 2 James Madison
 Ln24 2- 4 N.C. State
 Wa 6- 0 VMI
 Wa 33- 6 Louisville
 Wa 9- 8 Louisville
 Wh 6- 5 Liberty (10)
 La 1- 5 Liberty
 Wh 5- 3 Richmond
 Wh 6- 5 South Florida
 Wh 3- 2 South Florida
 Wh 8- 7 South Florida
 Wh 9- 5 James Madison
 Lh 4- 6 Southern Miss
 Wh 12- 7 Southern Miss
 Lh 1- 2 Southern Miss

METRO TOURNAMENT
 La 2- 6 VCU
 Ln28 2- 4 Tulane
 346-239

1994 (32-26)

VT Opp.


La 6- 7 UNC Wilmington (12)
 La 12- 13 UNC Wilmington
 La 3- 7 East Carolina
 La 3- 9 East Carolina
 Wn1810- 9 Purdue
 La 3- 6 Stetson
 Wn18 5- 4 Evansville
 Wn1812- 7 Purdue
 Ln18 4- 12 Pittsburgh
 Wn18 6- 4 Evansville
 Wn18 7- 4 Pittsburgh
 La 5- 9 Stetson

1993 (34-15)

VT Opp.

Wa 13- 12 Old Dominion
 Wh 9- 2 Holy Cross
 Wh 14- 2 East Carolina
 Wh 6- 5 East Carolina (10)
 Wa 5- 3 College of Charleston
 La 0- 3 Charleston Southern
 Wa 6- 5 South Carolina
 La 2- 13 South Carolina (8)
 Wh 7- 5 UNC Greensboro
 Wh 12- 0 Howard

Coach Chuck Hartman was presented a golf cart after earning his 1,000th win in 1992.



Wh 17- 12 Richmond
 Wh 5- 4 Marshall
 La 3- 7 Marshall
 Lh 6- 17 Tulane
 Wh 5- 0 Tulane
 Wh 7- 4 Tulane
 Lh 4- 5 Appalachian State
 Wh 17- 4 Liberty
 La 5- 8 UNC Charlotte
 La 2- 18 UNC Charlotte
 La 4- 5 Richmond
 Lh 7- 16 VCU
 Wh 6- 4 VCU
 Lh 3- 4 VCU
 Lh 6- 7 Old Dominion
 Wh 6- 5 Old Dominion
 La 4- 12 James Madison
 Wh 5- 0 Howard
 Wh 10- 2 Howard
 Wh 17- 1 Howard
 Wa 7- 6 Appalachian St. (10)
 Wh 15- 4 Louisville
 Wh 25- 4 Louisville
 Wh 14- 8 Louisville
 Wh 14- 13 James Madison (10)
 Wh 5- 3 Virginia
 Wh 11- 10 Virginia
 La 2- 12 South Florida
 La 2- 10 South Florida
 Wa 9- 8 South Florida
 Wh 5- 2 West Virginia
 Wn19 5- 3 West Virginia
 Wa 14- 5 George Mason
 Lh 9- 10 George Mason
 Wa 8- 4 VCU
 Ln25 10- 11 Richmond
 La 4- 12 Southern Miss
 Wa 1- 0 Southern Miss
 La 4- 5 Southern Miss
METRO TOURNAMENT
 Wn29 2- 0 South Florida
 Wn29 6- 4 Southern Miss
 Wn29 4- 1 UNC Charlotte
 Ln29 3- 6 Tulane
 Wn29 5- 3 Tulane
NCAA REGIONAL
 Ln6 0- 7 Auburn
 Ln6 3- 4 Citadel
 402-381


1995 (34-24)

VT Opp.
 Wh 6- 5 Radford
 Wh 11- 4 No. Carolina A&T
 Ln16 3- 10 George Mason
 La 1- 3 UNC Wilmington
 Wn1610- 4 East Carolina
 Lh 2- 10 George Mason
 Wh 14- 0 Holy Cross
 Wn23 7- 3 Wyoming
 Ln23 0- 5 Gonzaga
 Wn2310- 5 Nevada
 Ln23 3- 4 Portland
 Wa 8- 0 Fresno State
 Ln23 9- 12 Nevada
 Wn30 4- 3 West Virginia
 Wa 7- 4 West Virginia
 Wa 2- 0 West Virginia
 Wa 9- 5 Marshall
 Lh 3- 9 UNC Charlotte
 Wh 10- 7 UNC Charlotte
 Wh 3- 2 UNC Charlotte (10)
 Wh 22- 5 Appalachian State
 La 4- 5 Richmond (11)
 La 5- 6 James Madison (14)
 Lh 6- 7 Western Carolina
 Wh 10- 1 Howard
 Wh 10- 0 Howard
 Wh 20- 2 Howard
 Wh 5- 0 James Madison
 La 9- 10 Western Carolina
 La 2- 8 Western Carolina
 Wh 6- 5 Marshall (11)
 La 3- 6 Tulane
 La 4- 5 Tulane
 Wa 13- 9 Tulane
 La 7- 8 Radford
 Wh 13- 7 Richmond

La 5- 6 VCU
 Wa 5- 2 VCU
 Wa 6- 1 VCU
 Wa 5- 1 VMI
 La 7- 8 Virginia
 Lh 5- 18 South Florida
 Wh 6- 4 South Florida
 Lh 4- 5 South Florida
 Ln11 8- 10 Tennessee
 Lh 5- 13 Virginia
 La 6- 7 Louisville
 Wa 11- 1 Louisville
 Wa 6- 2 Louisville
 Wh 6- 3 Liberty
 Wh 2- 1 UNC Wilmington
 Wh 6- 5 UNC Wilmington
 Wh 17- 3 Southern Miss
 Wh 9- 3 Southern Miss
 Wh 5- 1 Southern Miss
METRO TOURNAMENT
 Wn31 3- 2 Southern Miss
 Ln31 2- 3 South Florida
 Ln31 3- 4 Tulane
 393-282

1996 (35-24)

VT Opp.
 Wa 14- 0 VCU
 La 2- 7 UNC Wilmington
 Wa 6- 3 UNC Wilmington
 Lh 1- 2 Howard
 Wh 13- 4 Howard
 Wh 5- 2 Howard
 La 4- 8 Clemson
 La 2- 6 Clemson
 La 0- 4 Clemson
 La 1- 6 Charleston Southern
 La 3- 7 Citadel
 Wa 6- 4 Charleston Southern
 Wa 6- 2 Citadel
 La 7- 14 Radford
 Wh 10- 4 Radford
 La 1- 11 N.C. State
 La 2- 3 N.C. State
 Lh 2- 7 N.C. State
 Wa 14- 5 North Carolina A&T
 Wh 19- 2 Appalachian State
 Wh 9- 2 VCU
 Lh 5- 6 Xavier
 Wh 5- 2 Xavier
 Wh 8- 2 Xavier
 Wh 9- 3 Xavier
 Wa 6- 5 James Madison
 Wh 5- 2 Old Dominion
 Wa 8- 6 Liberty
 La 3- 4 Dayton
 Wa 5- 3 Dayton
 Wa 8- 7 Dayton (11)
 Wh 7- 6 Dayton
 Ln32 3- 8 Radford
 La 5- 8 Old Dominion
 La 2- 7 Richmond
 Wh 15- 7 Duquesne
 Wh 4- 3 Duquesne
 Wh 7- 4 Duquesne
 Wh 8- 5 Duquesne
 Ln25 1- 2 Virginia (10)
 Lh 8- 9 James Madison
 Wa 7- 4 George Mason
 La 2- 3 George Washington
 Wa 7- 2 George Washington
 Wa 3- 0 George Washington
 Wa 6- 5 George Washington
 Wh 17- 9 West Virginia (8)
 Wh 14- 11 West Virginia
 La 1- 8 Virginia
 Wa 12- 1 La Salle
 Wa 14- 3 La Salle
 La 2- 3 La Salle
 Wa 9- 3 La Salle
 Wn11 3- 2 Tennessee
 Lh 10- 13 Liberty (11)
ATLANTIC 10 TOURNAMENT
 Wn33 4- 2 Temple
 Wn33 4- 1 Massachusetts
 Ln33 2- 5 Massachusetts
 Ln33 2- 8 Massachusetts
 368-285



Center fielder Matt Griswold prepares to rob a Tech opponent of a home run.

1997 (34-28)

VT Opp.
 Wa 10- 0 North Carolina A&T (5)
 Wa 6- 5 Campbell (13)
 La 2- 7 South Florida
 La 1- 2 South Florida
 La 1- 13 South Florida
 Ln2 4- 9 Michigan
 La2 3- 5 Rollins
 Ln2 6- 7 Maine
 Ln2 2- 11 Michigan
 Wa2 20- 9 Rollins
 Ln2 2- 9 Maine
 Lh 5- 6 Campbell
 Wa 17- 5 James Madison
 Wh 19- 7 George Mason
 La 3- 7 Georgia Tech
 La 8- 9 Georgia Tech
 La 13- 20 Georgia Tech
 Wh 19- 4 Howard
 Wh 10- 5 Howard
 Wh 4- 3 George Washington
 Wh 12- 6 George Washington
 Wh 10- 9 George Washington
 Wn3410- 4 Appalachian State
 Wh 21- 4 Radford
 Wa 11- 2 Radford
 Wh 11- 2 Massachusetts
 Lh 1- 7 Massachusetts
 Lh 2- 4 Massachusetts
 Wa 14- 10 Marshall
 Wa 12- 5 West Virginia
 La 2- 3 West Virginia (10)
 La 2- 10 Rhode Island
 Wa 16- 5 Rhode Island
 Wa 9- 8 Rhode Island
 Lh 9- 12 Liberty
 Lh 11- 14 Virginia
 Wa 9- 3 Liberty
 Wa 7- 5 Xavier
 La 3- 4 Xavier
 La 7- 9 Xavier
 Lh 6- 7 James Madison
 La 7- 11 Virginia Commonwealth

Wa 11- 9 Richmond
 Wh 3- 2 Dayton
 Wh 9- 4 Dayton
 Wh 13- 4 Dayton
 Wh 23- 2 North Carolina A&T
 Wh 8- 1 Richmond
 La 1- 5 Duquesne
 La 4- 5 Duquesne
 La 6- 12 Duquesne
 Ln11 1- 2 Tennessee
 Wh 4- 2 VCU
 Wh 7- 4 La Salle
 Wh 9- 2 La Salle
 Wh 17- 4 La Salle
ATLANTIC 10 TOURNAMENT
 Wn33 8- 4 Massachusetts
 Wn3317- 2 Xavier
 Wn3313- 8 Massachusetts
NCAA REGIONAL
 Wn35 3- 2 Southern California
 Ln35 6- 12 N.C. State
 Ln35 2- 6 Southern California
 512-379

1998 (28-22-2)

La36 6- 7 The Citadel (11)
 Wn3619- 8 Georgia Southern
 Wn3610- 9 St. John's
 Wa 16- 11 Old Dominion
 Wa 2- 1 Campbell
 La 3- 13 Campbell
 Wh 12- 6 Radford
 Wh 6- 2 Liberty
 Wh 5- 4 Howard
 Wh 16- 3 Howard
 Lh 11- 5 West Virginia
 Th 3- 3 West Virginia (10)
 Tn23 7- 7 Indiana State
 Ln23 8- 12 Winthrop
 Wn2313- 9 Bowling Green
 Ln23 4- 15 Purdue
 Ln23 8- 11 Purdue
 Wn23 4- 3 Toledo
 La 3- 4 Radford
 Wh 7- 5 James Madison
 Wh 5- 4 Old Dominion
 La 4- 5 Radford
 Wh 5- 3 Fordham
 Lh 1- 11 Fordham
 Lh 8- 9 Fordham
 Wa 16- 3 Liberty
 Wh 7- 4 Radford
 La 5- 9 Marshall
 Wa 6- 3 La Salle
 Wa 12- 4 La Salle
 Wa 15- 1 La Salle
 Lh 1- 3 VCU
 La 3- 4 Virginia
 Lh 3- 12 Xavier
 Wh 5- 0 Xavier
 Lh 9- 11 Xavier (11)
 Wh 10- 5 Virginia
 Wa 8- 4 Dayton
 Wa 14- 5 Dayton
 Wa 11- 2 Dayton
 Wh 7- 3 Campbell
 Ln25 2- 3 Virginia
 Lh 3- 12 Richmond
 Wh 19- 8 North Carolina A&T
 Wh 6- 0 Duquesne
 Lh 5- 8 Duquesne
 Wh 17- 7 Duquesne
 La 5- 13 VCU
 Ln11 3- 11 Tennessee
 La 2- 5 James Madison
ATLANTIC 10 TOURNAMENT
 Wn37 7- 6 Massachusetts
 Ln37 1- 3 Fordham
 382-325

1999 (42-17-0)

La 5- 10 Campbell
 Wa 19- 0 High Point
 La 2- 4 Wake Forest
 La 9- 10 Wake Forest
 Wn2 11- 9 Evansville
 Ln2 0- 1 Miami (Ohio)
 La2 4- 5 Rollins
 Wn2 7- 3 Evansville
 Continued on following page

The Hartman Years

Continued from page 49

Wn2 8- 2 Miami (Ohio)
 Wa2 8- 0 Rollins
 Wh 8- 6 Old Dominion
 Wa 9- 4 Radford
 La 5- 8 James Madison
 Lh 3- 5 Marshall (12)
 Wa 13- 1 Marshall
 Wa 7- 4 West Virginia
 Wa 7- 5 West Virginia
 Wh 23-13 High Point
 Lh 4- 9 George Washington
 Wh 13- 4 George Washington
 Lh 5-11 George Washington
 Wh 7- 6 Campbell
 La 7- 8 VCU
 Wh 2- 1 St. Bonaventure
 Wh 2- 1 St. Bonaventure
 Wh 12-10 St. Bonaventure
 Lh 4- 8 Wake Forest
 aW 11-10 Radford (11)
 Lh 11-16 Hofstra
 Wa 8- 2 St. Joseph's
 Wa 5- 2 St. Joseph's
 Wa 19- 9 St. Joseph's
 Wh 17- 7 Radford
 Wh 13- 9 Virginia
 La 1- 3 Xavier
 Wa 4- 1 Xavier
 Wa 5- 3 Xavier
 Lh 6-11 Liberty
 Wa 11- 7 Virginia
 Wa 12- 3 Liberty
 Wh 2- 1 Dayton
 Wh 5- 0 Dayton
 Wh 13- 3 Dayton
 Wa 9- 0 Duquesne
 Wa 6- 5 Duquesne
 Wa 12- 5 Duquesne
 Wh 6- 5 VCU (10)
 Wa 8- 4 Richmond
 Wh 3- 0 La Salle
 Wh 7- 6 La Salle
 Wh 7- 6 La Salle

ATLANTIC 10 TOURNAMENT

Wn33 4- 3 Temple
 Ln33 6-13 La Salle
 Wn33 9- 4 Massachusetts
 Wn3315- 3 La Salle
 Wn3320- 6 La Salle


NCAA REGIONAL

Ln3 3- 5 Richmond
 Wn3 11- 5 Siena
 Ln3 8-11 Richmond
 481-316

2000 (34-25-2)

Ln36 5-11 St. John's
 Wn36 5- 3 Tennessee
 Wn3612- 2 West Virginia
 Wa 8- 1 High Point
 La 7-11 Wake Forest
 La 0-13 Wake Forest
 Wh 5- 3 West Virginia
 Wh 6- 5 West Virginia
 Wh 12- 1 Ohio
 Lh 15-19 Ohio
 Wa 6- 4 Campbell
 Th 11-11 High Point (9)
 Lh 11-13 Radford
 Wa 4- 2 UNC Wilmington
 La 1- 7 UNC Wilmington
 La 2- 3 Old Dominion
 La 3-15 Old Dominion
 Ta 6- 6 George Mason (9)
 Lh 3- 8 Kent
 Wh 8- 2 Kent
 Wh 4- 3 Kent
 Wa 3- 2 at Radford
 Lh 1- 7 James Madison
 Wa 5- 2 George Washington
 La 1- 7 George Washington

Wa 7- 6 George Washington
 Lh 8-11 Liberty
 Wa 7- 3 Virginia
 Wh 5- 4 Radford
 Wh 19- 2 Rhode Island
 Wh 7- 2 Rhode Island
 Wh 12- 0 Rhode Island
 Wa 8- 7 Richmond
 Wa 7- 6 Massachusetts
 La 11-15 Massachusetts
 Wa 13- 0 Massachusetts
 Lh 0- 5 VCU
 Lh 3-10 Wake Forest
 Wh 9- 3 Xavier
 Wh 5- 0 Xavier
 Wh 6- 1 Xavier (6)
 Wh 7- 6 Virginia (10)
 La 10-11 James Madison
 La 1- 6 Dayton
 Wa 6- 2 Dayton
 La 2- 3 Dayton
 LnL20 6- 7 Radford
 Wh 5- 4 Duquesne
 Lh 1- 8 Duquesne
 Wh 7- 6 Duquesne
 Ln25 4- 5 Virginia
 La 8- 9 Liberty
 Lh 9-19 Campbell
 Wa 8- 0 La Salle
 Wa 10- 7 La Salle
 Wa 11- 8 La Salle



Addison Bowman set a Tech career record for hits with 303 from 1998 through 2001.

Neutral Sites

1 Greensboro, N.C.	21 Madison, Va.
2 Winter Park, Fla.	22 Norfolk, Va.
3 Camp Lejeune, N.C.	23 Fresno, Calif.
4 Tallahassee, Fla.	24 Martinsville, Va.
5 Statesboro, Ga.	25 Salem, Va.
6 Clemson, S.C.	26 Hattiesburg, Miss.
7 Chapel Hill, N.C.	27 New Orleans, La.
8 Gastonia, N.C.	28 Richmond, Va.
9 Bristol, Va.	29 Louisville, Ky.
10 Elizabethton, Tenn.	30 Charleston, W. Va.
11 Kingsport, Tenn.	31 Charlotte, N.C.
12 Columbia, S.C.	32 Danville, Va.
13 Covington, Va.	33 Boyertown, Pa.
14 Minneapolis, Minn.	34 Granite Falls, N.C.
15 Nashville, Tenn.	35 Tuscaloosa, Ala.
16 Wilmington, N.C.	36 Charleston, S.C.
17 Front Royal, Va.	37 Philadelphia, Pa.
18 DeLand, Fla.	38 Winston-Salem, N.C.
19 Bluefield, Va.	39 Fullerton, Calif.
20 Pulaski, Va.	40 Bridgewater, N.J.

ATLANTIC 10 TOURNAMENT

Wn33 4- 3 Massachusetts
 Wn33 8- 1 George Washington
 Wn33 9- 6 Massachusetts
 NCAA REGIONAL
 Ln39 3- 8 Southern Cal
 Ln39 6- 8 Cal State Fullerton
 396-363

2001 (29-28-1)

Wa 5- 4 Campbell
 La 3-10 Campbell
 La 1-11 Liberty
 La 1- 3 Wake Forest
 Wh 5- 2 Old Dominion
 Wh 6- 5 Old Dominion
 Wn2 7- 0 Long Island
 Ln2 5- 8 Rollins
 Ln2 9-10 Central Michigan
 Wn2 11- 0 Long Island
 La2 3- 5 Rollins
 Ln2 5- 6 Central Michigan (11)
 Wh 5- 4 Richmond
 Wa 18- 0 Radford
 Lh 7-10 High Point
 Wh 10- 4 Boston College
 Wh 4- 3 Boston College
 Wh 13- 5 Boston College
 Lh 1- 2 St. John's
 Wh 19- 6 St. John's
 Wh 3- 2 Notre Dame
 Wh 9- 8 Notre Dame
 La 2- 3 VCU (11)
 La 0- 7 Richmond
 La 2- 3 Connecticut (8)
 Wa 3- 2 Connecticut
 La 6- 7 Connecticut
 Wh 7- 3 VMI
 Wh 8- 2 Villanova
 Lh 3- 8 Villanova
 Lh 9-10 Villanova
 Lh 9-18 Wake Forest
 La 4- 7 Virginia
 La 3-11 Rutgers
 Wa 14- 7 Rutgers
 La 1-13 Seton Hall
 Ta 7- 7 Seton Hall (12)
 Wa 5- 4 High Point (10)
 Lh 3- 9 Virginia
 Wa 14- 4 West Virginia
 La 5- 6 West Virginia
 La 5- 7 West Virginia
 Ln11 4- 7 Tennessee
 Wa 5- 4 Radford (12)
 Wh 14- 5 Georgetown
 Wh 10- 6 Georgetown
 Wh 7- 3 Georgetown
 Wn25 6- 1 Virginia
 Wh 8- 5 Liberty
 Wn20 5- 2 Radford
 Lh 3- 7 VCU
 La 1- 4 Pittsburgh
 La 1- 4 Pittsburgh
 Wa 5- 3 Pittsburgh
 BIG EAST TOURNAMENT
 Wn40 4- 3 Notre Dame
 Ln40 0- 5 Seton Hall
 Wn40 5- 2 Notre Dame
 Ln40 2- 5 Seton Hall
 340-312

Foes Through 108 Seasons

Team	First Meeting	LAST MEETING Year	Score	SERIES VT Opp
Akron	1953	1953	11-8	1 0
Alabama	1955	1967	6-5	3 10
Appalachian St.	1974	1997	10-4	20 11
Armstrong St.	1975	1975	7-3	2 0
Atlantic Christian	1979	1979	5-2	1 0
Auburn	1994	1994	0-7	0 1
Belmont	1978	1978	4-1	1 0
Bluefield State	1987	1987	20-1	1 0
Boston College	2001	2001	13-5	3 0
Bowling Green	1998	1998	13-9	1 0
Bridgewater	1909	1931	10-9	2 0
Brockport (N.Y.)	1972	1972	17-3	2 0
Brown	1969	1969	7-0	2 0
Buffalo State	1977	1977	14-2	1 0
Cal State Fullerton	2000	2000	6-8	0 1
Cal State Northridge	1991	1991	7-10	0 1
California St. (Pa.)	1979	1980	7-4	3 1
Campbell	1997	2001	3-10	6 5
Canisius	1977	1977	17-1	1 0
Carson-Newman	1975	1975	0-2	(12) 0 1
Castleton State	1963	1968	6-1	7 0
Central Michigan	1977	2001	5-6	0 3
Charleston Southern	1993	1996	6-4	1 2
Cincinnati	1979	1991	4-10	37 14
Citadel	1958	1998	6-7	(11) 7 7
* Clemson	1902	1996	0-4	16 18
Coastal Carolina	1988	1988	8-3	1 1
Colgate	1912	1928	10-11	1 3
College of Charleston	1993	1993	5-3	1 0
Columbus College	1986	1986	3-4	1 1
Concord	1919	1977	9-1	5 0
Connecticut	1976	2001	6-7	3 5
Cornell	1964	1964	8-7	1 0
Creighton	1991	1991	3-6	0 1
David Lipscomb	1978	1978	7-15	0 1
Davidson	1902	1982	9-3	27 6
Dayton	1996	2000	2-3	13 3
Delaware	1907	1948	6-7	4 4
Detroit Mercy	1992	1992	6-1	2 1
Duke	1907	1990	2-4	10 14
Duquesne	1996	2000	7-6	11 5
East Carolina	1957	1995	10-4	7 8
East Tennessee St.	1967	1990	19-5	27 12
Eastern Connecticut	1979	1979	4-3	1 0
Eastern Michigan	1968	1974	5-4	2 2
* Elon	1914	1988	5-6	14 10
* Emory & Henry	1898	1947	11-10	34 1
Evansville	1994	1999	7-3	4 0
Florida	1921	1977	4-9	1 1
Florida State	1967	1991	1-11	4 20
Fordham	1998	1998	1-3	1 3
Fresno State	1989	1995	8-0	2 1
Furman	1916	1989	3-5	11 11
* George Mason	1982	2000	6-6	15 11
George Washington	1948	2000	8-1	30 25
Georgetown	1919	2001	7-3	3 5
Georgia Southern	1917	1998	19-8	12 20
Georgia State	1980	1983	6-0	1 3
Georgia Tech	1980	1997	13-20	2 4
Gonzaga	1995	1995	0-5	0 1
* Hampden-Sydney	1896	1952	7-10	27 13
* High Point	1974	2001	5-4	13 5
Hofstra	1999	1999	11-16	0 1
Holy Cross	1993	1995	14-0	2 0
Howard	1975	1998	16-3	60 5
Indiana	1980	1980	9-7	3 0
Indiana (Pa.)	1972	1972	6-2	2 0
* Indiana State	1991	1998	7-7	1 0
Iowa	1986	1986	5-3	1 2
James Madison	1978	2000	10-11	17 23
Johns Hopkins	1971	1971	29-2	2 0
Kansas State	1989	1989	6-3	1 0

Team	First Meeting	LAST MEETING Year	Score	SERIES VT Opp
Kent	1969	2000	4-3	5 1
Kentucky	1924	1969	9-2	4 3
King College	1897	1925	25-2	6 0
La Salle	1996	2000	11-8	11 2
Lehigh	1908	1975	7-4	3 2
Liberty	1979	2001	8-5	25 17
Loch Haven State	1975	1975	9-5	1 0
Long Island	2001	2001	11-0	2 0
Longwood	1981	1987	16-6	6 0
Louisville	1979	1995	6-2	45 12
Lynchburg College	1897	1946	9-4	13 2
Maine	1961	1997	2-9	3 3
Marietta	1967	1969	5-1	3 0
Marshall	1918	1999	13-1	21 7
* Maryland	1898	1990	14-5	12 26
Massachusetts	1969	2000	9-6	11 5
Memphis State	1979	1991	4-5	5 11
Mercer (Macon)	1983	1983	13-9	1 1
Methodist	1988	1988	2-9	0 1
Miami (O.)	1969	1999	8-2	3 2
Michigan	1997	1997	2-11	0 2
Michigan State	1951	1964	6-10	0 3
Milligan	1975	1978	3-1	7 0
Missouri	1989	1989	9-7	1 0
Morris-Harvey (U of C)	1973	1979	5-4	9 0
Navy	1938	1938	1-3	0 1
Nevada	1995	1995	9-12	1 1
Newberry	1977	1979	5-6	1 1
New Orleans	1988	1988	1-4	0 1
New York Tech	1988	1988	2-1	1 0
* North Carolina	1896	1991	1-11	22 40
North Carolina A&T	1981	1998	19-8	28 1
N.C. Charlotte	1980	1995	3-2	(10) 18 13
N.C. Greensboro	1992	1993	7-5	4 1
* N.C. State	1907	1997	6-12	14 22
N.C. Wilmington	1988	2000	1-7	7 6
Notre Dame	1955	2001	5-2	4 1
Old Dominion	1967	2001	6-5	55 16
Ohio State	1955	1956	3-21	0 3
Ohio University	1942	2000	15-19	7 13
Ohio Wesleyan	1939	1948	8-3	1 2
Oklahoma	1978	1978	4-2	1 0
Oneonta State	1968	1985	15-3	11 0
Pembroke State	1973	1974	3-7	1 2
* Pittsburgh	1922	2001	5-3	4 3
Point Park	1982	1982	13-7	(8) 3 0
Portland	1995	1995	3-4	0 1
Princeton	1929	1929	7-1	1 0
Purdue	1994	1998	8-11	2 2
Radford	1989	2001	5-2	18 8
Randolph-Macon	1895	1917	1-2	12 2
Rhode Island	1997	2000	12-0	5 1
* Richmond	1904	2001	0-7	62 68
Rider	1986	1986	12-10	1 1
Roanoke College	1893	1948	8-2	30 17
Rochester	1967	1967	17-5	2 0
Rollins	1954	2001	3-5	4 9
Rutgers	1910	2001	14-7	3 1
St. Bonaventure	1999	1999	12-10	3 0
St. John's	1998	2001	19-6	2 2
St. Joseph's	1999	1999	19-9	3 0
St. Louis	1979	1982	13-3	7 0
* Seton Hall	2001	2001	2-5	0 3
Shippensburg State	1973	1984	5-3	9 0
Siena	1999	1999	11-5	1 0
South Carolina	1902	1993	2-13	31 32
South Florida	1992	1997	1-13	6 11
S.E. Louisiana	1990	1990	1-9	0 1
S.E. Oklahoma	1978	1978	11-15	0 1
Southern California	1997	2000	3-8	1 2



Bob Humphreys guided the Hokies to a 135-60 record from 1974 through 1978.

Team	First Meeting	LAST MEETING Year	Score	SERIES VT Opp
Southern Connecticut	1960	1974	14-2	2 0
Southern Mississippi	1983	1995	3-2	12 16
Stetson	1980	1994	5-9	1 6
Syracuse	1925	1926	4-1	2 1
Temple	1996	1999	4-3	2 0
Tennessee	1902	2001	4-7	9 8
Toledo	1998	1998	4-3	1 0
Towson State	1987	1987	11-6	1 0
Trevecca	1978	1978	8-3	1 0
Tulane	1979	1995	3-4	13 14
U.S. International (Cal.)	1989	1989	8-6	1 0
Vanderbilt	1978	1978	17-9	1 0
Vermont	1934	1934	8-6	1 0
Villanova	2001	2001	9-10	1 2
Virginia	1900	2001	6-1	72 68
Va. Commonwealth	1978	2001	3-7	33 21
* VMI	1897	2001	7-3	114 44
Wake Forest	1911	2001	9-18	26 27
* Washington & Lee	1897	1959	6-1	44 49
Washington State	1989	1989	1-6	0 1
West Georgia	1983	1983	3-2	1 1
* West Virginia	1905	2001	5-7	46 26
West Virginia Tech	1940	1947	14-4	3 0
* Western Carolina	1974	1995	2-8	9 5
Westfield State	1981	1981	15-4	2 0
William & Mary	1914	1992	9-3	78 28
Wingate	1981	1985	7-5	(12) 3 2
Winthrop	1998	1998	8-12	0 1
Wofford	1923	1948	8-9	1 1
Wyoming	1995	1995	7-3	1 0
Xavier	1996	2000	6-1	11 6
Others				97 69

*Ties: 3 with Clemson; 2 each with Elon, North Carolina, N.C. State; 1 each with Indiana State, West Virginia, Emory & Henry, Hampden-Sydney, Maryland, Pittsburgh, Richmond, VMI, Washington & Lee, Western Carolina, High Point, George Mason. Seton Hall.

Bold indicates this year's opponents.

The Record Book

Individual Batting

MOST GAMES PLAYED:

Season: 67 by Brian Henderson, 1985
 Career: 227 by Tim Buheller, 1983-86

MOST AT BATS:

Game: 7 shared by many (most recent: **Brad Bauder vs. Seton Hall 4/14/01**)

Season: 254 by Tim Buheller, 1985
 Career: **887 by Addison Bowman, 1998-01**

MOST RUNS SCORED:

Game: 7 by Doug Basse vs. Howard, 5/4/86
 Fred Hatfield vs. Louisville, 4/24/93

Season: 82 by Brian Rupe, 1982
 Tim Buheller, 1985

Career: 267 by Tim Buheller, 1983-86

MOST HITS:

Game: 6 by Doug Basse (twice) vs. VMI 4/30/86, Howard 5/4/86
 George Canale vs. VMI, 4/30/86
 David Fitt vs. Richmond, 3/14/94

Season: 92 by Tim Buheller, 1985
 Shaun Sullivan, 1985

Career: **303 by Addison Bowman, 1998-01**

MOST DOUBLES:

Game: 3 shared by many, including Budgie Clark three times in 1984 (most recent: **Spencer Harris vs. Georgetown, 4/28/01**)

Season: 25 by Casey Waller, 1989
 Career: **66 by Addison Bowman, 1998-01**

MOST TRIPLES:

Game: 2 shared by eight players (most recent: Larry Bowles vs. Virginia, 4/14/99)

Season: 9 by Kevin Barker, 1996
 Career: 17 by Kevin Barker, 1994-96

MOST HOME RUNS:


Game: 4 by Doug Basse vs. Howard, 5/4/86

Season: 29 by Franklin Stubbs, 1981
 George Canale, 1986

Career: 76 by George Canale, 1984-86



Tim Buheller



George Canale

MOST TOTAL BASES:

Game: 19 by Doug Basse vs. Howard, 5/4/86
 Season: 186 by Franklin Stubbs, 1981
 Career: 502 by George Canale, 1984-86

MOST RUNS BATTED IN:

Game: 12 by Doug Basse vs. Howard, 5/4/86
 Season: 88 by Billy Plante, 1985
 Career: 227 by George Canale, 1984-86

HIGHEST BATTING AVERAGE:

Season: .516 by John Van Arnhem, 1971
 Career: .436 by John Van Arnhem, 1971-72 (2 seasons)
 .374 by Trey McCoy, 1986-88 (3 seasons)
 .361 by Jim Stewart, 1979-82 (4 seasons)

HIGHEST SLUGGING AVERAGE:

Season: .969 by Franklin Stubbs, 1981
 Career: .835 by Trey McCoy, 1986-88

LONGEST HITTING STREAK:

32 games by Tim Buheller, 1985

MOST BASES ON BALLS:


Game: 5 by Wayne Taylor vs. Michigan St., 3/24/64
 Season: 59 by Franklin Stubbs, 1981
 Matt Griswold, 1999
 Career: 170 by Tim Buheller, 1983-86

MOST STOLEN BASES:


Game: 4 by Tim Buheller vs. James Madison, 4/9/86
 Season: 40 by Tim Buheller, 1985
 Career: 140 by Tim Buheller, 1983-86

MOST STRIKEOUTS:

Game: 5 by Randy Martin vs. Radford, 3/18/98
 Season: 80 by Shaun Thomas, 1990
 Career: 189 by Randy Martin, 1996-99



Billy Plante



Brian Rupe

Individual Pitching

MOST APPEARANCES:

Season: 31 by Charlie Gillian, 1996

Anthony Miller, 2001

Career: 98 by Anthony Miller, 1998-01

MOST STARTS:

Season: 18 by Brian Fitzgerald, 1994

Career: 59 by Brian Fitzgerald, 1993-96

MOST APPEARANCES IN RELIEF:

Season: 31 by Charlie Gillian, 1996

Anthony Miller, 2001

Career: 95 by Anthony Miller, 1998-01

MOST COMPLETE GAMES:

Season: 12 by Mike Williams, 1989

Career: 22 by Mike Williams, 1988-90

MOST INNINGS PITCHED:

Season: 130 by Brad Clontz, 1992

Career: 387.1 by Brian Fitzgerald, 1993-96

LOWEST EARNED RUN AVERAGE:

Season: 0.49 by Sam Jenkins, 1962

Career: 1.91 by Berky Cundiff, 1970-73 (starter)

Career: 1.62 by Charlie Gillian, 1993-96 (reliever, min. 90 innings)

BEST WON-LOST PERCENTAGE:

Season: 1.000 by Rick Knapp (10-0), 1982

Career: .952 by Rick Knapp (20-1), 1982-83 (2 seasons)

.786 by Steve Pittman (11-3), 1967-69 (3 seasons)

.800 by Rodney Brooks (20-5), 1983-87 (4 seasons)

MOST STRIKEOUTS:

Game: 18 by Lance Rhoads vs. Utica, 3/23/84

Season: 119 by Bean Stringfellow, 1985

Career: 323 by Jon Hand, 1995-98

MOST BASES ON BALLS:

Season: 65 by Les Jennette, 1991

Career: 160 by Greg Margheim, 1987-90

MOST WINS:

Season: 12 by Brad Clontz, 1992

Career: 28 by Brian Fitzgerald, 1993-96

MOST SHUTOUTS:

Season: 5 by Ray Perkins, 1982

Career: 9 by Berky Cundiff, 1970-73

MOST SAVES:

Season: 14 by Charlie Gillian, 1996


Career: 34 by Charlie Gillian, 1994-96

MOST PICKOFFS:

Game: 5 by Greg Margheim vs. Liberty, 3/1/90

Season: 19 by Pat Pinkman, 1999

Career: 36 by Pat Pinkman, 1998-



Mike Williams


Best ERA's

(Minimum of 35 Innings Pitched)

- 0.49 by Sam Jenkins (37 2/3 inn.), 1964
- 1.16 by Eddy Oates (64 2/3 inn.), 1969
- 1.21 by Doug Horton (52 inn.), 1970
- 1.35 by Dean Powell (40 inn.), 1977
- 1.42 by Wayne Groseclose (57 inn.), 1968
- 1.45 by Charlie Gillian (37 1/3 inn.), 1995
- 1.45 by Dave Kuhn (43 1/3 inn.), 1957
- 1.46 by Steve Pittman (68 inn.), 1969
- 1.51 by Jimmy Graves (77 1/3 inn.), 1960
- 1.53 by Charlie Gillian (35 1/3 inn.), 1994
- 1.54 by Johnny Foster (35 inn.), 1971
- 1.62 by Berky Cundiff (61 inn.), 1970
- 1.62 by Ron Shockley (49 2/3 inn.), 1969
- 1.82 by Berky Cundiff (64 1/3 inn.), 1973
- 1.90 by Steve Pittman (66 1/3 inn.), 1968
- 1.97 by Lee Melear (68 2/3 inn.), 1963
- 1.98 by Berky Cundiff (59 inn.), 1972
- 1.99 by Jerry Watkins (54 1/3 inn.), 1973

Staff ERA


- 2.32 by 1969 staff
- 2.38 by 1971 staff
- 2.57 by 1970 staff
- 2.58 by 1972 staff
- 2.59 by 1962 staff
- 2.62 by 1977 staff
- 2.73 by 1968 staff




Sam Jenkins




Berky Cundiff




Brian Fitzgerald



Anthony Miller



Rick Knapp



Jon Hand

Best Control

SEASON (Minimum 45 Innings Pitched)

Player	Year	BB	IP	BB per 9 innings
Ian Ostlund	2001	15	101.1	1.33
Berky Cundiff	1972	11	59	1.68
Berky Cundiff	1973	12	64.1	1.68
Jon Hand	1996	17	90.1	1.69
Brian Fitzgerald	1993	11	57.2	1.72
Jason Bush	2000	21	109	1.73
Brian Fitzgerald	1995	23	117.1	1.76
Jon Hand	1998	21	105.2	1.79
Duke Dickerson	1976	11	54.2	1.81
Duke Dickerson	1978	14	68	1.85
Bryce Gammon	1994	10	48	1.88
Berky Cundiff	1970	13	61	1.92
Bob Fisher	1978	10	46.1	1.94
Sean Hummel	1996	18	82.2	1.96
Lee Melear	1963	15	68.2	1.97

CAREER (Minimum 135 Innings Pitched)

Years	BB	IP	Ratio	
Brian Fitzgerald	1993-96	84	387.1	1.95
Berky Cundiff	1970-73	51	230.2	1.99
Jon Hand	1995-98	89	376.2	2.13
Steve Pittman	1967-69	42	155.2	2.43
Lee Melear	1961-63	60	206.2	2.61

The Record Book

Individual Fielding

MOST CHANCES:

Game: 19 by Harold Williams (1b) vs. Oklahoma, 3/26/78
David Fitt (1b) vs. Fresno St., 3/17/95;
JMU 3/30/95

Season: 637 by David Fitt (1b), 1995

Career: 1741 by David Fitt (1b/2b), 1993-96

MOST PUTOUTS:

Game: 19 by Harold Williams vs. Oklahoma, 3/26/78
David Fitt vs. James Madison, 3/30/95

Season: 585 by David Fitt, 1995

Career: 1595 by David Fitt (1b/2b), 1993-96

MOST ASSISTS:

Game: 10 by Rick Wade (3b) vs. Marshall, 4/28/76
Mike Terhune (2b) vs. Fresno State, 3/17/95

Season: 196 by Brian Henderson (ss), 1985

Career: 559 by Kevin Kurilla (ss), 1994-97

MOST ERRORS:

Game: 5 by Jimmy Foit vs. Liberty Baptist, 4/10/80

Season: 34 by Addison Bowman (ss), 1999

Career: 92 by Addison Bowman (3b/ss/lf), 1998-01

MOST PUTOUTS BY POSITION:

Catcher:

Game: 18 by Chuck Boyle vs. Utica College, 3/23/84

Season: 391 by Chuck Boyle, 1985

Career: 1046 by Barry Gauch, 1996-99

First Baseman:

Game: 19 by Harold Williams vs. Oklahoma, 3/26/78
David Fitt vs. James Madison, 3/30/95

Season: 585 by David Fitt, 1995

Career: 1576 by David Fitt, 1993-96

Second Baseman:

Game: 8 by Jay Phillips vs. Cincinnati, 4/9/82

Justin Dobson vs. Southern Miss, 5/8/92

Randy Martin vs. Virginia, 4/22/98

Season: 156 by Len Wentz, 1989

Career: 361 by Randy Martin, 1996-99

Shortstop:

Game: 6 by several players

Season: 112 by Brian Henderson, 1985

Career: 320 by Jimmy Foit, 1979-82

Third Baseman:

Game: 6 by Rick Wade vs. Connecticut, 3/10/76

Season: 67 by Casey Waller, 1988

Career: 151 by Casey Waller, 1987-89

Outfielder:

Game: 10 by Popeye Smith vs. James Madison, 4/19/93

Season: 170 by Matt Griswold, 1999


Career: 432 by Matt Griswold, 1996-99

Pitcher:

Game: 3 by several players

Season: 13 by Pat Pinkman, 1999

Career: 34 by Jon Hand, 1995-98



Brian
Henderson

MOST ASSISTS BY POSITION:

Catcher:

Game: 6 by Joe Vieni vs. Bluefield St., 3/20/87

Season: 52 by Barry Gauch, 1997

Career: 152 by Barry Gauch, 1996-99

First Baseman:

Game: 5 by John West vs. Radford, 3/9/00

Season: 44 by David Fitt, 1995

Career: 107 by David Fitt, 1993-96

Second Baseman:

Game: 10 by Mike Terhune vs. Fresno State, 3/17/95

Season: 169 by Mike Terhune, 1995

Career: 423 by Randy Martin, 1996-99

Shortstop:

Game: 9 by Brian Henderson vs. Florida St., 5/10/85

Josh Haggas vs. Cincinnati, 5/16/91

Season: 196 by Brian Henderson, 1985

Career: 559 by Kevin Kurilla, 1994-97

Third Baseman:

Game: 10 by Rick Wade vs. Marshall, 4/28/76

Season: 155 by Bo Durkac, 1995

Career: 390 by Bo Durkac, 1993-95

Outfielder:

Game: 2 by several players

Season: 9 by Alan El-Amin, 1988

Career: 17 by Sandy Hill, 1974-77

Tim Buheller, 1983-86

Pitcher:


Game: 8 by Mike Arrington vs. UNC, 4/17/72

Season: 40 by Mike Williams, 1990


Career: 90 by Mike Williams, 1988-90



David Fitt



Kevin Kurilla



Harold Williams

Team Season Records

SCHEDULE:

Most games played: 67 by 1985 team
 Most games won: 50 by 1982 & 1985 teams
 Most games lost: 30 by 1991 team
 Most games won in a row: 31 by 1977 team
 Most games lost in a row: 10 by 1939 team
 Most games won at home: 31 by 1981 team
 Most games won on road: 18 by 1985 & 1986 teams
 Most games won at neutral sites: 10 by 1994 team

BATTING:

Most at bats: 2277 by 1985 team
 Most runs scored: 610 by 1985 team
 Most hits: 740 by 1985 team
 Most doubles: 126 by 1988 team
 Most triples: 25 by 1994 team
 Most home runs: 140 by 1988 team
 Most runs batted in: 547 by 1985 team
 Most total bases: 1264 by 1985 team
 Highest batting average: .350 by 1981 team
 Highest slugging average: .608 by 1988 team
 Most sacrifice bunts: 36 by 1992 team
 Most sacrifice flies: 41 by 1982 team
 Most hit by pitch: 54 by 2000 team

BASE RUNNING:

Most bases on balls: 341 by 1982 team
 Most stolen bases: 169 by 1981 team

FIELDING:

Most putouts: 1618 by 1985 team
 Most assists: 712 by 1995 team
 Most errors: 139 by 1997 team
 Fewest errors: 34 by 1970 team
 Best fielding average:
 .968 by 1995 team
 Most double plays:
 66 by 2000 team

**Charlie Gillian had
 14 saves in 1996.**



Game Batting Records

Most at bats: 60 vs. Marshall, 4/13/60
 Most runs scored: 38 vs. Howard, 3/31/89
 Most runs in one inning: 17 vs. Howard, 3/31/89
 Most hits: 33 vs. Marshall, 4/13/60
 Most doubles: 10 vs. North Carolina A&T, 4/24/98
 Most triples: 4 vs. Richmond, 4/20/63
 Most home runs: 10 vs. Howard 5/4/86; Liberty, 4/25/88
 Most runs batted in: 32 vs. Louisville, 4/24/93
 Most total bases: 65 vs. Howard, 5/4/86
 Most stolen bases: 10 vs. St. Louis, 4/2/81
 Most strikeouts: 17 vs. West Virginia, 5/9/64; Clemson, 3/10/96;
 West Virginia, 4/24/96; Richmond, 5/29/99
 Most bases on balls: 17 vs. George Washington, 5/24/76; Howard, 4/1/90
 Most batters hit by pitches: 7 vs. Duquesne, 4/26/98

PITCHING:

Most innings pitched: 539.1 by 1985 staff
 Most complete games: 34 by 1983 staff
 Most strikeouts: 461 by 1988 staff
 Most strikeouts per nine innings: 8.6 by 1988 staff
 Most bases on balls: 303 by 1985 staff
 Fewest bases on balls per game: 2.76 by 1995 staff
 Most hits allowed: 633 by 2000 staff
 Fewest hits per game: 6.2 by 1970 staff
 Most runs allowed: 408 by 1986 staff
 Fewest runs per game: 2.95 by 1954 staff
 Most home runs allowed: 82 by 1986 staff
 Lowest earned run average: 2.32 by 1969 staff
 Most saves: 17 by 1996 staff
 Most shutouts: 8 by 1978 staff
 Most wild pitches: 68 by 1986 staff
 Most hit batsmen: 47 by 1997 staff
 Most pickoffs: 35 by 1990 staff

Team Marks

Year	Record	R	HR	BAvg.	SB	ERA	CG
1960	10- 9	143	18	.280	29	3.40	10
1961	9- 15	116	4	.242	25	6.08	12
1962	11- 6	77	3	.225	23	2.59	14
1963	14- 7	118	11	.269	24	2.75	11
1964	12- 10	114	8	.256	21	3.40	13
1965	10- 13	114	10	.264	16	3.89	8
1966	10- 6	93	8	.256	20	4.43	8
1967	14- 10	115	13	.231	24	3.30	10
1968	17- 9	143	18	.274	29	2.73	17
1969	27- 7	221	16	.280	39	2.32	20
1970	15- 11	100	10	.246	30	2.57	11
1971	16- 10	159	16	.299	34	2.38	11
1972	15- 11	121	10	.252	49	2.58	14
1973	15- 10	119	15	.275	9	3.53	10
1974	15- 15	165	18	.266	43	3.87	10
1975	26- 10	241	35	.302	60	3.32	21
1976	33- 9	326	31	.292	99	3.88	15
1977	34- 9	259	38	.259	90	2.62	19
1978	27- 17	278	64	.290	73	4.32	24
1979	28- 14	257	30	.284	104	4.03	15
1980	30- 18	355	48	.294	138	5.83	20
1981	48- 9	583	99	.350	169	4.40	28
1982	50- 9	555	107	.330	165	3.65	26
1983	34- 14	353	62	.310	90	4.74	34
1984	41- 17	475	89	.304	92	3.80	18
1985	50- 16-1	610	125	.325	128	4.94	17
1986	38- 21	533	111	.319	92	6.28	13
1987	32- 16-1	372	78	.317	38	4.17	10
1988	40- 20	567	140	.326	52	4.63	16
1989	35- 22	421	53	.308	96	4.55	18
1990	36- 22	435	39	.292	106	4.42	16
1991	24- 30	362	24	.294	80	5.53	13
1992	34- 17-1	448	52	.339	70	5.10	16
1993	34- 15	346	55	.298	41	4.27	9
1994	32- 26	402	50	.285	63	5.77	5
1995	34- 24	393	73	.285	42	4.10	11
1996	35- 24	368	54	.278	58	4.45	12
1997	34- 28	512	80	.322	79	4.95	15
1998	28- 22-2	382	47	.305	64	5.42	14
1999	42- 17-0	481	74	.320	96	4.91	22
2000	34- 25-2	396	51	.291	69	5.49	14
2001	29- 28-1	340	39	.301	55	4.83	11

The Record Book

The Top Five: (1947-2001)

AT BATS

Season

- 1-Tim Buheller (1985) 254
- 2-Shaun Sullivan (1985) 247
- 3-George Canale (1985) 245
- 4-Brian Henderson (1985) 244
- 5-Billy Plante (1985) 243

Career

- 1-**Addison Bowman (1998-01) 887**
- 2-Tim Buheller (1983-86) 837
- 3-Barry Gauch (1996-99) 749
- 4-Chad Foutz (1996-00) 745
- 5-Eric Shiflett (1996-99) 739

RUNS

Season

- 1-Brian Rupe (1982) 82
- Tim Buheller (1985) 82
- 3-Franklin Stubbs (1981) 80
- 4-George Canale (1986) 76
- Doug Basse (1986) 76

Career

- 1-Tim Buheller (1983-86) 267
- 2-Brian Rupe (1979-82) 225
- 3-Len Wentz (1987-90) 211
- 4-Jim Stewart (1979-82) 201
- 5-George Canale (1984-86) 199

HITS

Season

- 1-Tim Buheller (1985) 92
- Shaun Sullivan (1985) 92
- 3-Jim Stewart (1982) 88
- Chad Foutz (1997) 88
- 5-Randy Berlin (1988) 86
- Matt Griswold (1997) 86

Career

- 1-**Addison Bowman (1998-01) 303**
- 2-Tim Buheller (1983-86) 275
- 3-Shaun Sullivan (1982-85) 261
- 4-Matt Griswold (1996-99) 260
- 5-Eric Shiflett (1996-99) 254

DOUBLES

Season

- 1-Casey Waller (1989) 25
- 2-Bo Durkac (1994) 24
- 3-Bo Durkac (1995) 23
- 4-Alan El-Amin (1988) 22
- 5-Jay Phillips (1982) 21

Career

- 1-**Addison Bowman (1998-01) 66**
- 2-Bo Durkac (1993-95) 60
- 3-Shaun Sullivan (1982-85) 57
- 4-Les Jennette (1989-92) 53
- 5-Trey McCoy (1986-88) 52
- Matt Griswold (1996-99) 52

TRIPLES

Season

- 1-Kevin Barker (1996) 9
- 2-Shaun Thomas (1990) 7
- 3-Kevin Barker (1995) 6
- 4-Franklin Stubbs (1980) 5
- Jim Stewart (1981) 5
- Tim Buheller (1986) 5
- David Dallas (1990) 5
- Bo Durkac (1994) 5
- Austin Rappé (1996) 5
- Randy Martin (1997) 5

Career

- 1-Kevin Barker (1994-96) 17
- 2-David Dallas (1989-92) 14
- 3-Franklin Stubbs (1980-82) 11
- Tim Buheller (1983-86) 11
- 5-David Fitt (1993-96) 10

HOME RUNS

Season

- 1-Franklin Stubbs (1981) 29
- George Canale (1986) 29
- 3-Billy Plante (1985) 27
- 4-George Canale (1985) 26
- 5-Trey McCoy (1986) 24
- Trey McCoy (1988) 24

Career

- 1-George Canale (1984-86) 76
- 2-Trey McCoy (1986-88) 69
- 3-Billy Plante (1981-85) 60
- 4-Franklin Stubbs (1980-82) 59
- 5-Mike Conte (1986-89) 43



Addison Bowman



Les Jennette



Bean Stringfellow

TOTAL BASES

Season

- 1-Franklin Stubbs (1981) 186
- 2-George Canale (1986) 185
- 3-Billy Plante (1985) 178
- 4-George Canale (1985) 177
- 5-Trey McCoy (1988) 170

Career

- 1-George Canale (1984-86) 502
- 2-Trey McCoy (1986-88) 476
- 3-**Addison Bowman (1998-01) 467**
- 4-Matt Griswold (1996-99) 441
- 5-Len Wentz (1987-90) 433

RUNS BATTED IN

Season

- 1-Billy Plante (1985) 88
- 2-Franklin Stubbs (1981) 83
- 3-Jim Stewart (1981) 82
- 4-Shaun Sullivan (1985) 80
- 5-George Canale (1985) 79

Career

- 1-George Canale (1984-86) 227
- 2-Trey McCoy (1986-88) 214
- 3-Matt Griswold (1996-99) 203
- 4-Les Jennette (1989-92) 197
- 5-Franklin Stubbs (1980-82) 196

STOLEN BASES

Season

- 1-Tim Buheller (1985) 40
- 2-Tim Buheller (1984) 35
- 3-Franklin Stubbs (1981) 34
- 4-Tim Buheller (1983) 33
- 5-Tim Buheller (1986) 32

Career

- 1-Tim Buheller (1983-86) 140
- 2-Brian Rupe (1979-82) 96
- 3-David Dallas (1989-92) 86
- 4-Jay Phillips (1979-82) 82
- 5-Franklin Stubbs (1980-82) 78

PITCHING VICTORIES

Season

- 1-Brad Clontz (1992) 12
- 2-Paul Levy (1981) 11
- Ray Perkins (1982) 11
- Brad DuVall (1988) 11
- Mike Williams (1989) 11
- Mike Williams (1990) 11
- Jason Bush (1999) 11

Career

- 1-Brian Fitzgerald (1993-96) 28
- 2-Todd Trickey (1981-84) 27
- 3-Mike Williams (1988-90) 26
- 4-John Patton (1980-83) 25
- Bean Stringfellow (1982-85) 25
- Jason Bush (1998-) 25**

INNINGS PITCHED

Season

- 1-Brad Clontz (1992) 130
- 2-Mike Williams (1990) 122
- 3-Pat Pinkman (1999) 118.2
- 4-Mike Williams (1989) 118
- 5-Brian Fitzgerald (1995) 117.1

Career

- 1-Brian Fitzgerald (1993-96) 387.1
- 2-Jon Hand (1995-98) 376.2
- 3-Mike Williams (1988-90) 298.1
- 4-Greg Margheim (1987-90) 296.2
- 5-**Jason Bush (1998-) 276.0**

STRIKEOUTS

Season

- 1-Bean Stringfellow (1985) 119
- 2-Brad Clontz (1992) 115
- 3-Denny Wagner (1997) 110
- 4-Larry Bowles (1999) 106
- 5-Mike Williams (1989) 99

Career

- 1-Jon Hand (1995-98) 323
- 2-Brian Fitzgerald (1993-96) 271
- 3-Bean Stringfellow (1982-85) 266
- 4-Brad DuVall (1985-88) 241
- 5-Greg Margheim (1987-90) 239


Year-by-Year Leaders: (1954-2001)

At Bats

Year	Name, Pos.	At Bats
1954	Howie Wright, c	93
1955	Billy Anderson, 3b	90
1956	Leo Burke, cf	88
	Dave Kuhn, p	88
1957	Jimmy Steele, 2b	84
1958	Cecil Maynor, 1b	81
1959	Travis Poole, of	73
	Jimmy Graves, of-p	73
1960	Dickie Snead, cf	79
1961	B.J. Quesenberry, 1b	81
1962	Eddie Hite, 2b	60
1963	Dee Dalrymple, ss	88
1964	Tom Green, of	78
1965	Bob Dickerson, 3b	93
1966	Johnny Oates, c	56
1967	Dick Shroy, of	85
1968	Bobby Settle, 2b	82
1969	Bob Elwell, cf	125
1970	Eddy Oates, 1b-p	84
	Wayne Javins, ss	84
	George Shorter, c	84
1971	John Van Arnhem, c	95
1972	Mike Dixon, of	89
1973	Vince Carbaugh, 2b	95
1974	Vince Carbaugh, 2b	122
1975	Gene Fornash, 2b	135
1976	Scott Atkins, ss	174
1977	Dennis Duff, lf	146
1978	Dennis Duff, lf	157
1979	Harold Williams, 1b	163
1980	Brian Rupe, lf	183
1981	Jim Stewart, 3b	217
1982	Brian Rupe, cf	228
1983	Budgie Clark, 2b	175
1984	George Canale, 1b	217
1985	Tim Buheller, cf	*254
1986	Tim Buheller, cf	233
1987	Brian Henderson, ss	191
1988	Randy Berlin, dh	226
1989	Mike Conte, cf	233
1990	Shaun Thomas, cf	228
1991	J.R. Hawkins, dh	187
1992	Steve Render, lf	200
1993	J.R. Hawkins, rf	184
1994	Bo Durkac, 3b	227
1995	Mike Terhune, 2b	238
1996	Josh Herman, c	215
1997	Chad Foutz, 3b	239
1998	Addison Bowman, 3b	205
1999	Barry Gauch, c	227
	Addison Bowman, ss	227
2000	Addison Bowman, lf-3b	235
2001	Addison Bowman, 3b	220

Runs

Year	Name, Pos.	Runs
1954	Howie Wright, c	23
1955	Howie Wright, c	24
1956	Welford Lucy, 1b-of	20
1957	Dave Kuhn, p	18
1958	Jimmy Steele, 2b	25
1959	Dickie Snead, cf	21
1960	Harold Honeycutt, c	24
1961	Eddie Hite, 2b	17
1962	Eddie Hite, 2b	10
1963	Dave Blake, rf	16
1964	Sonny Rice, of	17
1965	Bob Dickerson, 3b	18
1966	Bob Kramer, 2b	16
1967	Jerry Vinson, ss	17
1968	Bob Elwell, cf	18
1969	Wayne Javins, 3b	30



Casey Waller

1970	Steve Rosson, cf	16
1971	Rick Harris, of-p	18
1972	Vince Carbaugh, 2b	19
1973	Mike Dixon, of	21
1974	David Halstead, of	21
	Vince Carbaugh, 2b	21
1975	Gene Fornash, 2b	32
1976	Paul Adams, dh	46
1977	Dennis Duff, lf	41
1978	Dennis Duff, lf	39
1979	Harold Williams, 1b	38
1980	Brian Rupe, lf	50
1981	Franklin Stubbs, 1b	80
1982	Brian Rupe, cf	*82
1983	Eric Helgeson, of	45
1984	Tim Buheller, cf	69
1985	Tim Buheller, cf	*82
1986	George Canale, 1b	76
1986	Doug Basse, lf	76
1987	Trey McCoy, lf	53
1988	Len Wentz, 2b	73
1989	Craig Blum, ss	66
1990	David Dallas, 2b-ss	56
1991	David Dallas, ss	51
1992	David Dallas, 2b	58
1993	Dee Dalton, ss	49
1994	Bo Durkac, 3b	57
1995	Bo Durkac, 3b	54
1996	Kevin Barker, cf	63
1997	Barry Gauch, c	58
1998	Eric Shiflett, lf	49
1999	Matt Griswold, of	67
2000	Addison Bowman, lf-3b	49
2001	Chris Hutchison, rf	47

Hits

Year	Name, Pos.	Hits
1954	Howie Wright, c	34
1955	Howie Wright, c	26
1956	Leo Burke, cf	28
1957	Bobby Wolfenden, p-of	24
1958	Dave Kuhn, p	29
1959	Dickie Snead, of	27
1960	Travis Poole, of	25
1961	Dave Blake, c	25
1962	Eddie Hite, 2b	18
1963	Tom Green, of	32
	Dave Blake, rf	32
1964	DeMoss Price, 3b	22
1965	Bob Dickerson, 3b	27
1966	Johnny Oates, c	23
1967	Johnny Oates, c	25
1968	Jim Dean, 1b	30
1969	Dean Hahn, p-of	44
1970	Wayne Javins, ss	30
1971	John Van Arnhem, c	49
1972	Gene Fornash, ss	29
1973	Gene Fornash, ss	32
1974	Vince Carbaugh, 2b	36
1975	Gene Fornash, 2b	48
1976	Scott Atkins, ss	53
1977	Dennis Duff, lf	49
1978	Andy Aldrich, dh	48
	Dennis Duff, lf	48
1979	Harold Williams, 1b	49
1980	Jim Stewart, rf	60
1981	Brian Rupe, cf	84
1982	Jim Stewart, 3b	88
1983	Budgie Clark, 2b	63

1984	Budgie Clark, 2b	75
1985	Tim Buheller, cf	*92
	Shaun Sullivan, rf	*92
1986	Doug Basse, lf	82
1987	Trey McCoy, lf	67
1988	Randy Berlin, dh	86
1989	Craig Blum, ss	85
1990	Len Wentz, 3b	77
1991	David Dallas, ss	66
1992	Steve Render, lf	72
1993	Bo Durkac, 3b	77
1994	Bo Durkac, 3b	75
1995	Mike Terhune, 2b	76
1996	Kevin Barker, cf	73
1997	Chad Foutz, 3b	88
1998	Addison Bowman, 3b	71
1999	Barry Gauch, c	85
2000	Addison Bowman, lf-3b	78
2001	John West, 1b	75

Doubles

Year	Name, Pos.	Doubles
1954	Jimmy Clarke, 2b	4
1955	Bobby Scruggs, ss	9
1956	Cecil Maynor, 1b-of	6
1957	Jimmy Steele, 2b	5
	John Sapon, c	5
	Jimmy Seay, ss	5
1958	Dave Kuhn, p	10
1959	Al Sebest, 3b-c	6
1960	Jimmy Graves, p-rf	5
1961	Eddie Hite, 2b	5
1962	Eddie Hite, 2b	2
	Dee Dalrymple, ss	2
	Wayne Hanks, 1b	2
1963	Dave Blake, rf	5
1964	Tom Green, of	4
	Sonny Rice, of	4
	M.H. Herndon, inf-p	4
1965	Tommy Black, ss	6
1966	Tom Childress, 3b	3
1967	Bob Elwell, of	7
1968	Jerry Vinson, ss	7
1969	Wayne Javins, 3b	9
	Dean Hahn, p-of	9
1970	Wayne Javins, ss	12
1971	John Van Arnhem, c	7
	Wayne Javins, 3b-ss	7
1972	Mike Dixon, of	6
1973	Paul Allen, 1b	6
1974	Gene Fornash, ss	8
1975	David Halstead, of-p	11
1976	Paul Adams, dh	12
	Wayne Shelton, c	12
	Lewis Dillon, 1b	12
1977	Steve Dodd, rf	9
1978	Dennis Duff, lf	10
1979	Andy Aldrich, dh	13
1980	Jay Phillips, 3b	12
1981	Jimmy Folt, ss	18
1982	Jay Phillips, 2b	21
1983	Shaun Sullivan, cf	11
	Budgie Clark, 2b	11
	Billy Plante, of-3b	11
1984	Budgie Clark, 2b	17
1985	Shaun Sullivan, rf	17
1986	Doug Basse, lf	19
1987	Trey McCoy, lf	16
1988	Alan El-Amin, rf	22
1989	Casey Waller, 3b	*25
1990	Len Wentz, 3b	20
1991	J.R. Hawkins, dh	14
1992	Les Jennette, 1b	18

Continued on following page

The Record Book

Year-by-Year Leaders: (1954-2001)

Year	Name, Pos.	Doubles
1993	J.R. Hawkins, rf	15
1994	Bo Durkac, 3b	24
1995	Bo Durkac, 3b	23
1996	Josh Herman, c	20
1997	Eric Shiflett, lf	16
1998	Matt Griswold, rf	18
	Addison Bowman, 3b	18
1999	Addison Bowman, ss	18
2000	Addison Bowman, lf-3b	14
	Jed English, dh-c	14
2001	Addison Bowman, 3b	16


1996	Kevin Barker, cf	*9
1997	Randy Martin, 2b	5
1998	Chad Foutz, 3b-ss	2
1999	Larry Bowles, 1b-p	3
	Barry Gauch, c	3
	Chris Hutchison, of	3
2000	Brad Bauder, of	3
	Spencer Harris, ss	3
	Chris Hutchison, rf	3
2001	John West, 1b	4

Home Runs

Year	Name, Pos.	Home Runs
1954	Howie Wright, c	5
1955	Leo Burke, cf	2
	Welford Lucy, 1b	2
	Dave Kuhn, p	2
1956	Leo Burke, cf	3
1957	Bobby Wolfenden, p	2
	John Sapon, c	2
1958	Bob McCoy, 1b	2
	John Brannon, p	2
1959	Dickie Snead, of	3
	Jimmy Graves, of-p	3
1960	Travis Poole, of	4
	Don Coleman, p-rf	3
1962	Lee Melear, p	1
	Don Coleman, p-rf	1
	Sam Jenkins, p	1
1963	Larry Lawson, c	5
1964	Henry Webb, 1b	2
	Eddie Broce, 2b	2
1965	Henry Webb, 1b	2
	Wade Walsh, c	2
	Hank Gordon, c-of	2
1966	Johnny Oates, c	3
1967	Johnny Oates, c	4
1968	Dean Hahn, p	5
1969	Wayne Javins, 3b	3
	George Shorter, c	3
1970	Ken Weatherman, 3b	3
1971	John Van Arnhem, c	7
	Wayne Javins, 3b-ss	7
1972	John Van Arnhem, c	3
1973	five players with 2 each	
1974	David Halstead, of	6
1975	Paul Adams, dh	9
1976	Paul Adams, dh	10
1977	Wayne Shelton, c	10
1978	Dennis Duff, lf	15
1979	Harold Williams, 1b	7
	Dave Richardson, rf	7
1980	Franklin Stubbs, 1b	13
1981	Franklin Stubbs, 1b	*29
1982	Jim Stewart, 3b	18
	Brian Rupe, cf	18
1983	Budgie Clark, 2b	11
1984	Billy Plante, 3b	23
1985	Billy Plante, 3b	27
1986	George Canale, 1b	*29
1987	Trey McCoy, lf	21
1988	Trey McCoy, lf	24
1989	Mike Conte, cf	14
1990	Rod Emmons, rf	8
	Len Wentz, 3b	8
	Les Jennette, 1b	8
1991	J.R. Hawkins, dh	5
1992	Les Jennette, 1b	12

Triples

Year	Name, Pos.	Triples
1954	Leo Burke, cf	3
1955	Jimmy Clarke, 2b	4
1956	Gerald Williams, p	2
1957	Dave Kuhn, p	2
1958	Dave Kuhn, p	2
1959	Dickie Snead, of	4
1960	Harold Honeycutt, c	2
	Lee Reynolds, inf	2
1961	Dave Blake, rf	2
1962	Eddie Hite, 2b	3
1963	Dave Blake, rf	2
	Larry Lawson, c	2
	Aster Sizemore, 3b	2
1964	John Whitesell, p	3
1965	Bob Kramer, 2b	2
1966	Johnny Oates, c	4
1967	Dick Shroy, of	1
	Jim Dean, 1b	1
1968	Jim Dean, 1b	2
	Dean Hahn, p-of	2
1969	Ron Shockley, p	2
1970	Mike Dixon, of	1
	Jimmy Jefferson, of	1
	Phil Eggborn, rf	1
1971	seven players with 1 each	
1972	Daryl McMurry, inf-c	2
1973	Gene Fornash, ss	2
	Mike Arrington, p	2
1974	David Halstead, of	4
1975	Lewis Dillon, 1b	4
1976	Paul Adams, dh	4
1977	Dennis Duff, lf	4
1978	Andy Aldrich, dh	4
1979	Harold Williams, 1b	2
	Brian Rupe, cf	2
1980	Franklin Stubbs, 1b	5
1981	Jim Stewart, 3b	5
1982	Jimmy Foit, ss	3
	Wayne King, dh	3
1983	seven players with 1 each	
1984	Tim Buheller, cf	2
1985	George Canale, 1b	4
1986	Tim Buheller, cf	5
1987	Brian Henderson, ss	2
1988	Len Wentz, 2b	3
1989	Len Wentz, 2b	4
	Mike Conte, cf	4
1990	Shaun Thomas, cf	7
1991	David Dallas, ss	5
1992	Jay Honse, 1b	4
1993	Dee Dalton, ss	3
1994	Bo Durkac, 3b	5
1995	Kevin Barker, cf	6



Franklin Stubbs

1993	Dee Dalton, ss	14
1994	David Fitt, 1b	11
1995	Bo Durkac, 3b	13
1996	Kevin Barker, cf	20
1997	Barry Gauch, c	14
1998	Matt Griswold, rf	9
	Barry Gauch, c	9
1999	Larry Bowles, 1b-p	14
2000	Addison Bowman, lf-3b	10
2001	Addison Bowman, 3b	7
	John West, 1b	7

1973	Gene Fornash, ss	14
1974	David Halstead, of	27
1975	Gene Fornash, 2b	29
1976	Paul Adams, dh	55
1977	Wayne Shelton, c	42
1978	Dennis Duff, lf	44
1979	Harold Williams, 1b	31
1980	Franklin Stubbs, 1b	49
1981	Franklin Stubbs, 1b	83
1982	Jim Stewart, 3b	68
1983	Budgie Clark, 2b	59
1984	George Canale, 1b	77
1985	Billy Plante, 3b	*88
1986	Trey McCoy, 3b	79
1987	Trey McCoy, lf	66
1988	Trey McCoy, lf	69
1989	Mike Conte, cf	60
1990	Les Jennette, 1b	55
1991	J.R. Hawkins, dh	36
1992	Les Jennette, 1b	73
1993	J.R. Hawkins, rf	46
1994	Bo Durkac, 3b	63
1995	Kevin Barker, cf	44
1996	Kevin Barker, cf	62
1997	Barry Gauch, c	70
1998	Matt Griswold, rf	65
1999	Barry Gauch, c	61
2000	Addison Bowman, lf-3b	49
2001	Addison Bowman, 3b	48

Runs Batted In

Year	Name, Pos.	RBIs
1954	Howie Wright, c	17
1955	Leo Burke, cf	21
1956	Leo Burke, cf	19
1957	Ray Struder, 3b	11
1958	Bob McCoy, 1b	19
1959	Dickie Snead, of	25
1960	Lee Reynolds, inf	22
1961	Lee Melear, p-1b	14
	Malcolm Cook, inf-p	14
1962	Don Coleman, p-of	10
1963	Dave Blake, rf	14
	Larry Lawson, c	14
1964	DeMoss Price, 3b	10
	Sonny Rice, of	10
1965	M.H. Herndon, of	13
1966	Johnny Oates, c	18
1967	Johnny Oates, c	16
	Dick Shroy, of	16
1968	Jim Dean, 1b	25
1969	Dean Hahn, p-of	27
	Bob Elwell, cf	27
1970	Wayne Javins, ss	15
1971	John Van Arnhem, c	34
1972	Gene Fornash, ss	14

Stolen Bases

Year	Name, Pos.	SBs
1954	Howie Wright, c	20
1955	Howie Wright, c	15
1956	Jimmy Steele, 2b	5
1957	Jimmy Steele, 2b	8
1958	Jimmy Steele, 3b	8
	Dave Kuhn, p	8

1959	Jimmy Steele, 2b	10
1960	Lee Reynolds, inf	6
1961	Eddie Hite, 2b	12
1962	Eddie Hite, 2b	8
1963	Dave Blake, rf	10
1964	Bob Dickerson, 3b	6
1965	Bob Dickerson, 3b	6
1966	Bob Kramer, 2b	5
1967	Dean Hahn, p-of	4
	Jerry Vinson, ss	4
	Bobby Settle, inf	4
1968	Eddy Oates, 1b-p	6
1969	Bobby Settle, 2b	9
1970	Johnny Foster, p-1b	4
1971	Vince Carbaugh, 2b	6
1972	Mike Dixon, of	9
1973	Tony Varboncoeur, 3b	5
1974	Tom Acree, lf	7
1975	Tony Varboncoeur, 3b	13
1976	Rick Wade, 3b	28
1977	Rick Wade, 3b	21
	Dan Griel, 2b	21
1978	Scott Atkins, ss	14
1979	Brian Rupe, cf	22
1980	Jay Phillips, 3b	24
	Jim Stewart, rf	24
1981	Franklin Stubbs, 1b	34
1982	Brian Rupe, cf	30
1983	Tim Buheller, of	33
1984	Tim Buheller, cf	35
1985	Tim Buheller, cf	*40
1986	Tim Buheller, cf	32
1987	Brian Henderson, ss	9
1988	Randy Berlin, dh	16
1989	Mike Conte, cf	20
1990	David Dallas, 2b-ss	29
1991	David Dallas, ss	27
1992	David Dallas, 2b	23
1993	Popeye Smith, cf	9
1994	Popeye Smith, cf	14
1995	Mike Terhune, 2b	10
1996	David Fitt, 1b	17
1997	Randy Martin, 2b	18
1998	Randy Martin, 2b	16
1999	Randy Martin, 2b	31
2000	Gray Hodges, cf	13
2001	Spencer Harris, ss	10

Pitching Victories

Year	Name (L-R)	Wins
1954	Jim Beard (R)	7
1955	Grover Jones (L)	4
1956	three pitchers with 2 each	
1957	Dave Kuhn (R)	4
1958	four pitchers with 2 each	
1959	John Brannon (R)	5
1960	Jimmy Graves (R)	6
1961	Lee Melear (L)	5
1962	Lee Melear (L)	5
1963	Lee Melear (L)	5
	Sam Jenkins (L)	5
1964	John Whitesell (R)	6
1965	Rick Alander (R)	5
1966	John Whitesell (R)	5
1967	Dean Hahn (R)	6
1968	Wayne Groseclose (R)	6
1969	Eddy Oates (R)	7
1970	Berky Cundiff (R)	6
1971	Berky Cundiff (R)	4
1972	Berky Cundiff (R)	5
1973	Jerry Watkins (R)	5
1974	Mike Arrington (R)	4
1975	Mike Arrington (R)	8
1976	Jimmy Puglisi (R)	7
1977	Duke Dickerson (R)	10
1978	Mike Rhodes (L)	6
1979	Dave Grier (R)	9
1980	Mike Rhodes (L)	8
1981	Paul Levy (L)	11


1982	Ray Perkins (R)	11
1983	Rick Knapp (R)	10
1984	three pitchers with 8 each	
1985	Bean Stringfellow (L)	10
1986	David Potts (R)	9
1987	Brad DuVall (R)	9
1988	Brad DuVall (R)	11
1989	Mike Williams (R)	11
1990	Mike Williams (R)	11
1991	Scott Robertson (R)	6
1992	Brad Clontz (R)	*12
1993	Jamie Patteson (R)	8
1994	Brian Fitzgerald (L)	9
1995	Brian Fitzgerald (L)	7
1996	three players with 7 each	
1997	Denny Wagner (R)	10
1998	Jon Hand (R)	8
1999	Jason Bush (R)	11
2000	Jason Bush (R)	9
	Joe Saunders (L)	9
2001	Joe Saunders (L)	9

Innings Pitched

Year	Name (L-R)	Innings
1954	Jim Beard (R)	68
1955		
1956		
1957	Dave Kuhn (R)	43.1
1958	John Brannon (R)	51.0
1959	John Brannon (R)	59.1
1960	Jimmy Graves (R)	77.1
1961	Lee Melear (L)	74.2
1962	Lee Melear (L)	63.1
1963	Lee Melear (L)	68.2
1964	John Whitesell (R)	64.1
1965	Rick Alander (R)	57.2
1966	John Whitesell (R)	57.0
1967	Dean Hahn (R)	52.2
1968	Steve Pittman (R)	57.1
1969	Steve Pittman (R)	68.0
1970	Berky Cundiff (R)	61.0
1971	Doug Horton (R)	50.0
1972	Berky Cundiff (R)	59.0
1973	Berky Cundiff (R)	64.1
1974	Mike Arrington (R)	67.1
1975	Mike Arrington (R)	98.1
1976	Jimmy Puglisi (R)	69.2
1977	Duke Dickerson (R)	101.0
1978	Duke Dickerson (R)	68.0
1979	Dave Grier (R)	94.0
1980	Mike Rhodes (L)	86.0
1981	Paul Levy (L)	98.0
1982	Ray Perkins (R)	109.2
1983	John Patton (R)	86.0
1984	Bean Stringfellow (L)	84.0
1985	Bean Stringfellow (L)	114.1
1986	David Potts (R)	102.2
1987	Brad DuVall (R)	88.2
1988	Brad DuVall (R)	99.0
1989	Mike Williams (R)	118.0
1990	Mike Williams (R)	122.0
1991	Brad Clontz (R)	85.1
1992	Brad Clontz (R)	*130.0
1993	Ron Preston (R)	90.0
1994	Brian Fitzgerald (L)	115.2
1995	Brian Fitzgerald (L)	117.1
1996	Brian Fitzgerald (L)	96.2
1997	Denny Wagner (R)	112.1
1998	Jon Hand (R)	105.2
1999	Pat Pinkman (R)	118.2
2000	Jason Bush (R)	109.0
2001	Joe Saunders (L)	116.1

Strikeouts

Year	Name (L-R)	SOs
1954	Jim Beard (R)	68
1955		
1956		
1957	Dave Kuhn (R)	31



Brad Clontz

Earned Run Average

(Starters and top relievers only)

Year	Name (L-R)	ERA
1954	John Dean (R)	2.35
1955		
1956		
1957	Dave Kuhn (R)	1.45
1958	Sam Jackson (R)	3.90
1959	Bill May (R)	2.96
1960	Jimmy Graves (R)	1.51
1961	Lee Melear (L)	2.41
1962	Sam Jenkins (L)	*0.49
1963	Lee Melear (L)	1.97
1964	Skip Vance (R)	2.56
1965	Dickie Kelly (L)	2.72
1966	John Whitesell (R)	3.47
1967	Dean Hahn (R)	2.22
1968	Wayne Groseclose (R)	1.42
1969	Eddy Oates (R)	1.16
1970	Doug Horton (R)	1.21
1971	Jack Tatem (R)	1.30
1972	Berky Cundiff (R)	1.98
1973	Berky Cundiff (R)	1.82
1974	Mike Arrington (R)	2.00
1975	Jimmy Puglisi (R)	2.15
1976	Orvin Kiser (R)	0.73
1977	Dean Powell (L)	1.35
1978	Timmy Puglisi (R)	2.87
1979	Jimmy Chellis (R)	3.08
1980	Mike Rhodes (L)	2.51
1981	Jeff Heidig (L)	2.73
1982	Jim Stewart (R)	2.31
1983	Bean Stringfellow (L)	2.52
1984	Rodney Brooks (R)	2.84
1985	Bean Stringfellow (L)	3.31
1986	David Potts (R)	4.12
1987	Greg Ferguson (L)	2.21
1988	Wally Galla (R)	3.61
1989	Mike Williams (R)	3.28
1990	Scott Sorkin (R)	2.28
1991	Brad Clontz (R)	3.69
1992	Brad Clontz (R)	3.32
1993	Mark Thompson (R)	1.37
1994	Charlie Gillian (R)	1.53
1995	Charlie Gillian (R)	1.45
1996	Charlie Gillian (R)	1.98
1997	Rob Simms (R)	3.12
1998	Pat Pinkman (L)	3.97
1999	Pat Pinkman (L)	3.72
2000	Joe Saunders (L)	3.92
2001	Joe Saunders (L)	3.48

*Tech record

The Record Book

Leading Hitters Since 1953


Yr.	Cl.	BAvg.	Yr.	Cl.	BAvg.		
71	Jr.	John Van Arnhem	.516	74	Jr.	David Halstead	.366
93	So.	Bo Durkac	.423	86	Sr.	Doug Basse	.366
81	Jr.	Brian Rupe	.420	56	So.	Cecil Maynor	.365
92	Jr.	Mike Reedy	.418	84	Jr.	Shaun Sullivan	.365
81	So.	Franklin Stubbs	.417	89	Jr.	Casey Waller	.365
58	Sr.	Dave Kuhn	.414	89	Jr.	Len Wentz	.365
63	Jr.	Tom Green	.410	90	Sr.	Len Wentz	.365
66	So.	Johnny Oates	.410	98	Jr.	Eric Shiflett	.365
97	So.	Matt Griswold	.408	55	Jr.	Macey White	.364
87	So.	Trey McCoy	.406	76	Jr.	Sandy Hill	.364
82	Sr.	Jim Stewart	.404	82	Jr.	Wayne King	.364
84	Jr.	Billy Plante	.392	81	Jr.	Joe Mitchell	.363
99	So.	Larry Bowles	.390	85	Jr.	Tim Buheller	.362
92	Sr.	Les Jennette	.389	96	Jr.	Kevin Barker	.361
59	Jr.	Dickie Snead	.386	98	Jr.	Matt Griswold	.361
63	Sr.	Dave Blake	.381	81	Jr.	Jimmy Foit	.360
88	Jr.	Trey McCoy	.381	83	So.	Budgie Clark	.360
88	Jr.	Randy Berlin	.381	92	Sr.	Steve Render	.360
68	Sr.	Jim Dean	.378	59	Sr.	John Brannon	.359
89	Sr.	Craig Blum	.378	84	Sr.	John Bowler	.359
73	So.	Gene Fornash	.376	72	Fr.	Gene Fornash	.358
83	So.	Shaun Sullivan	.375	80	So.	Jay Phillips	.358
86	Jr.	George Canale	.373	92	Sr.	David Dallas	.358
85	Sr.	Shaun Sullivan	.372	68	Jr.	Dean Hahn	.357
99	Sr.	Barry Gauch	.374	70	Jr.	Wayne Javins	.357
85	Sr.	Chuck Boyle	.372	01	Jr.	John West	.357
91	Jr.	David Dallas	.371	59	Jr.	Travis Poole	.356
81	Jr.	Jim Stewart	.369	59	Jr.	Jimmy Graves	.356
97	So.	Eric Shiflett	.369	75	Sr.	Gene Fornash	.356
61	So.	Lee Melear	.368	97	Sr.	Matt Reynolds	.356
97	So.	Chad Foutz	.368	66	Sr.	M.H. Herndon	.355
00	Fr.	Jed English	.368	88	Jr.	Mike Conte	.352
69	Sr.	Dean Hahn	.367	99	So.	Addison Bowman	.352
81	Sr.	Andy Aldrich	.367	83	Fr.	Tim Buheller	.351
54	Jr.	Howie Wright	.366	68	Jr.	Dean Hahn	.350
				84	Jr.	Budgie Clark	.350



Bo Durkac



Mike Reedy



Matt Griswold

Toughest Strikeouts

SEASON (Minimum 70 At Bats)

Player, Pos.	Year	SO	AB	Ratio SO to AB
Mike Preisser, 2b	1979	0	130	0-130
Wayne King, 1b	1983	3	169	1-56.3
John Van Arnhem, c	1971	2	95	1-47.5
Sandy Hill, cf	1975	2	88	1-44.0
Josh Herman, dh-c	1993	2	80	1-40.0
Eddy Oates, 2b	1970	3	84	1-28.0
Jay Phillips, 2b	1982	8	217	1-27.1
Mike Preisser, 3b-of	1978	4	98	1-24.5
M.H. Herndon, 3b-of	1965	3	73	1-24.3
Dave Blake, rf	1963	4	84	1-21.0
Brian Rupe, lf	1980	9	183	1-20.3

CAREER

Years	SO	AB	Ratio	
4-Year Career:				
Mike Preisser, 2b	1977-80	25	497	1-19.9
3-Year Career:				
Wayne King, 1b-dh	1981-83	18	339	1-18.8
2-Year Career:				
John Van Arnhem, c	1971-72	8	172	1-21.5

Coaches' Records

Years	Coach	Seasons	Won	Lost	Tied	Pct.
1895	J. McJames	1	3	2	0	.600
1896	R.S. Wilkins	1	3	8	0	.273
1897	Lipep	1	9	6	0	.600
1900-01	Dr. A.B. Morrison	2	11	8	0	.579
1903	Orth	1	8	4	0	.667
1904	R.R. Brown	1	6	5	0	.546
1905	Dr. Knox	1	6	5	0	.546
1906-07	S.S. (Happy) Eckerstone	2	10	11	0	.476
1908	C.P. Miles	1	3	4	1	.438
1909	R.M. Brown	1	11	6	0	.647
1910-11	Branch Bocock	2	23	14	1	.618
1912	L.W. Reiss	1	9	9	0	.500
1913	C.P. Miles	1	3	3	0	.500
1914	Branch Bocock	1	15	4	1	.775
1915	R.B. Prince	1	21	0	0	1.000
1916-17	W.G. Breintenstein	2	18	5	0	.783
1918-20	Charles A. Bernier	3	36	23	0	.610
1921-23	W.L. (Monk) Younger	3	31	27	3	.533
1924-32	George S. Kircher	9	77	56	7	.575
1933-39	H.M. (Mac) McEver	7	41	72	1	.364
1940-43	G.F. (Red) Laird	4	27	28	1	.491
1944	H.M. (Mac) McEver	1	9	4	0	.692
1945-47	G.S. (Gummy) Proctor	3	29	21	0	.580
1948-73	G.F. (Red) Laird	26	316	247	3	.561
1974-78	Bob Humphreys	5	135	60	0	.692
1979-	Chuck Hartman	23	822	454	8	.643

Most Wins

Coach	Seasons	Won	Lost	Tied	Pct.
Chuck Hartman	23	822	454	8	.643
G.F. (Red) Laird	30	343	275	4	.555
Bob Humphreys	5	135	60	0	.692
George S. Kircher	9	77	56	7	.575
H.M. (Mac) McEver	8	50	76	1	.398

The University

Virginia Tech Adapts To New Challenges



Since its founding in 1872, Virginia Polytechnic Institute and State University, commonly known as Virginia Tech, has grown to become the state's largest university and its top research institution. It has evolved into a comprehensive university of national and international prominence.

Recognizing that higher education is a key force behind the quality of American life, its economic competitiveness, and our democratic form of government, President Charles W. Steger has now challenged the university to become one of the nation's top 30 research schools by the end of the decade. Even before Steger's challenge, Tech was making sure it wasn't standing still.

Among recent innovations, Tech teamed with the University of Virginia and Carilion Health System to form the Carilion Biomedical Institute to improve health care

worldwide and to increase economic development opportunities in Southwest Virginia. The Virginia Bioinformatics Institute is leading the way in helping scientists merge computers and biotechnology to sort through complicated genetic material to speed research. And Torgersen Hall brings together campus organizations devoted to developing and applying instructional, communication, and information technologies.

Virginia Tech was established as an all-male military school dedicated to the original land-grant mission of teaching agriculture and engineering. Today it is a co-educational, top 50 research institution with recognized programs in music, business, architecture, and the humanities, as well as its traditional strengths in the sciences, engineering, and technology.

While participation in the Virginia Tech Corps of Cadets is no longer mandatory, the corps remains a proud tradition of the university with some 700 cadets. Virginia Tech and Texas A&M are the only two schools in the nation with a military component inside a larger civilian population.

The university is organized into eight colleges: Agriculture and Life Sciences, Architecture and Urban Studies, Arts and Sciences, Pamplin College of Business, Engineering, Human Resources and Education, Natural Resources, and Virginia-Maryland Regional College of Veterinary Medicine. Together, they offer about 220 bachelor's, master's, and doctoral degree programs.

The university's 2,600-acre main campus has more than

Continued on following page

Virginia Tech at a Glance

- Eight colleges and graduate school
- 70+ bachelor's degree programs
- Nearly 150 master's and doctoral degree programs
- 25,000+ students, making it the largest in the commonwealth
- 16:1 student-faculty ratio
- Main campus includes 100 buildings, 2,600 acres and airport
- Computing and communications complex for worldwide information access
- Among the Top 50 research institutions in United States
- Has adjacent corporate research center



The University

Continued from page 61

100 campus buildings, hundreds of research laboratories, the Donaldson Brown Hotel and Conference Center, and an airport. Next to campus is the 120-acre Corporate Research Center, home to more than 100 companies. Within five miles of campus is a 1,700-acre research farm.

Many of Virginia Tech's traditions and strengths are rooted in the university's motto, *Ut Prosim*: "That I May Serve," and its land-grant missions of instruction, research, and solving the problems of society through public service and outreach activities. Through the generation of new knowledge and the outreach mandate, Virginia Tech disseminates practical knowledge through



the classroom and to society as a whole. It is a university that puts knowledge to work.

Instruction

Eight colleges offer more degree programs than any other university in the state, with 70 undergraduate and

about 150 graduate programs. In addition, Virginia Tech is one of the nation's leaders in integrating instructional technology into the curriculum through its nationally recognized Faculty Development Institute. The university's effort to restructure the teaching of core mathematics courses has been hailed as an innovative way to break the credit-for-contact model of classroom instruction.

Research

With annual research expenditures of about \$216.3 million, Virginia Tech consistently ranks among the top 50 research universities in the United States. With more than 100 research centers, the university also consistently ranks among the top institutions in industry-supported research and in the top 10 in the number of patents issued each year.

The university's faculty and students are involved in more than 3,700 research projects in fields ranging from biotechnology to materials, from the environment and energy to food and health, and from transportation to computing information.

Public Service

As part of its public service mission, Virginia Tech is

Tech Facts

- Just how big is Virginia Tech? There are 334 buildings consisting of 8,041,248 square feet under 100 acres of roof.
- With 8,681 students housed in 36 residence halls, Tech has the 14th largest housing program in the country.
- Creating a true global village, voice, video and high-speed Ethernet service is delivered to each room.
- Tech has the 11th largest dining program in the country, serving 17,000 students, faculty and staff 3.6 million meals per year.

involved in a multitude of outreach projects. For example, it spawns economic development, helps global marketing efforts, investigates better uses for strip-mined land, helps clean the Chesapeake Bay and other state waterways, and directs reforestation in Senegal. University scientists developed the vaccine that is the standard for preventing brucellosis in cattle around the world.

Outreach efforts also focus on education and distance learning techniques — satellite videoconferencing, multimedia, interactive video, interactive computer conferencing, web-based courses, etc. — to meet the various needs of working adults and other nontraditional students. Professionals, organizations, and communities also tap Virginia Tech's vast resources, expertise, and research results through the Division of Continuing Education, which offers hundreds of programs annually.

The Cooperative Extension Service, operated jointly in the commonwealth by Virginia Tech and Virginia State University, has been helping people improve their economic, cultural, and social well-being for more than 85 years. With 107 city/county offices and more than 44,000 volunteers and 160 programs, Extension has more than 4.6 million participants annually.



Student Population Quick Facts

The most popular majors for incoming freshmen in the fall of 2001 were: university studies, general engineering, computer science, biology, business, communication studies, business information technology, animal and poultry sciences, architecture and psychology.

Seventy countries and 44 states (plus Washington D.C., the Virgin Islands and Puerto Rico) are represented in the Tech student population. Fifty-nine percent of the student population is male and 41 percent female.

Charles Steger University President

Item: Virginia Tech applications up 15 percent. Entering students have highest SAT average ever. Virginia Tech competes for national championship in football. University announces two new mega bio-tech programs. Things are looking pretty rosy for Virginia Tech, right?

Enter Charles W. Steger. His assessment? "We have to rev the engines even higher. If you're not moving quickly forward, you might as well be standing still," says the energetic 54-year-old



president.

Appointed president by the university board effective Jan. 7, 2000, Steger possesses the breadth and depth of experience to lead Virginia Tech at the

point when higher education must learn to cope with major technology changes permeating education.

Steger has lofty goals for Virginia's leading research university. "We have challenged ourselves with becoming one of the nation's leading research universities — of being ranked among the 30 best institutions in

America. We are committing ourselves to the pursuit of excellence, to advancing scholarship throughout every discipline within every department and of becoming better at everything we do," says Steger.

A registered architect and former dean of Tech's College of Architecture and Urban Studies, Steger was the architect of a different sort as the leader of the university's successful fund raising campaign. Under his leadership as vice president for development and university relations, the Campaign for Virginia Tech, which concluded in 1998,

raised \$337 million, \$87 million over its goal.

Steger's ties to Virginia Tech span four decades as a student, professor, dean, vice president, and now president. While on the faculty, he twice won teaching excellence awards. When he became dean of the college in 1981, he was the youngest architecture dean in the nation at 33 years of age.

Steger received his bachelor and master's of architecture and a Ph.D., in environmental science and engineering from Virginia Tech. He and his wife Janet, have two sons, David and Christopher.

Jim Weaver Director of Athletics

James C. Weaver, whose innovative ideas and work as a reformer have made him one of college athletics' most popular administrators, is the director of athletics at Virginia Tech.

Weaver, 56, was appointed on September 24, 1997 and has been a tireless leader in behalf of Tech athletics. In his four years on the job at Tech, Weaver has taken steps to place increased emphasis on projects benefiting student-athletes. He created a comprehensive awards program for letterwinners and has initiated and funded an annual awards banquet.

Weaver's biggest accomplishment thus far has been getting Tech admitted into an all-sports conference. Tech entered competition in the BIG EAST Conference for most sports during the 2000-2001 season. Wrestling continues to compete in the



prestigious Eastern Wrestling League.

A top personal priority for Weaver is the area of facilities, where he has played a major role in the expansion of Lane Stadium/Worsham Field.

A native of Harrisburg, Pa., Weaver came to Tech from Western Michigan University where he was director of athletics from January, 1996 until he came

to Blacksburg. Prior to that, he was AD for three and a half years at UNLV, where he reconstructed a troubled athletic department.

Prior to landing the athletic director's job at UNLV, Weaver spent nine years at the University of Florida. He was a strong force at Florida in the field of compliance and concluded his time there as associate athletic director.

"Jim Weaver was the unanimous choice of our search committee," retired

Tech President Paul Torgersen said at a Blacksburg news conference when the new AD was introduced. "The committee was searching for someone with extensive Division I experience, a commitment to compliance, a commitment to gender equity, a commitment to all 21 varsity sports and a vision for conference alignment."

Weaver and his wife Traci have four sons — Josh, Paul, Cole and Craig.

Senior Staff



Sharon McCloskey
Senior Associate
Director of Athletics



David Chambers
Senior Associate AD
for External Affairs



Tom Gabbard
Associate AD for
Internal Affairs



Jon Jaudon
Associate AD for
Administration

Academic Support Services

The success of Virginia Tech's baseball program rests largely on the academic progress of each student-athlete. The academic performance of Tech student-athletes has improved each year due in part to the Student-Athlete Academic Support Services (SAASS). The ultimate goal is for all student-athletes to successfully complete their degree.

This past fall, the Tech baseball team enjoyed an outstanding semester in the classroom with an overall team QCA of 2.82. Eleven members of the Tech squad posted a QCA of 3.0 or better with four making the dean's list (3.4 and up).

Student-Athlete Academic Support Services provides programming for

student-athletes from their freshman year through graduation. This includes a comprehensive orientation to Tech, study hall, mentoring, tutoring, academic monitoring, academic recognition and eligibility education. Additionally, student-athletes are referred to and encouraged to take advantage of other campus agencies charged with helping students in their academic pursuits.

Academic facilities for student-athletes include the Monogram Room, a large room used as a study hall area adjacent to the SAASS office in Cassell Coliseum. The HEAT (Hokies Engaging in Advanced Technology) Lab houses over 26 computers on the second floor of Cassell Coliseum. Additionally, student-athletes can use the

Center for Academic Enrichment and Excellence site offices, located in Hillcrest and Femoyer Halls. Together, these spaces provide the student-athlete with a variety of study environments conducive to their success.

Athletes can use these facilities between classes, after practice, or in the evenings, with flexible hours tailored to make the most of a student-athlete's limited time.

Student-Athlete Academic Support Services is comprised of coordinator Chris Helms, associate coordinators Lois Berg and Colin Howlett and three




Chris Helms

assistant coordinators — Katie Ammons, Renie Edwards and Becky Kolenbrander — and graduate assistant Kala Gray. Terrie Repass begins her 27th year of service at Virginia Tech.

She serves as the office receptionist and "first contact" person for SAASS.

Berg, who is in her 13th year at Tech, is charged with responsibility for baseball athletes. She also is in charge of developing the freshman orientation program, which ensures the student-athlete a smooth transition from high school to the university.



Spencer Harris checks out a Web site with Lois Berg, who is associate coordinator of student academic services.

Athletic Performance


Under the direction of Assistant Athletic Director for Athletic Performance Mike Gentry, Ed.D., the Virginia Tech strength and conditioning program is among the best in the nation.

Strength and conditioning has played a major role in the success of the Tech baseball program. The hard work by not only the strength and conditioning staff but also the players has paid huge dividends as the Hokies have made NCAA appearances three of the past five seasons.

The baseball team trains in the Jim "Bulldog" Haren Weight Room. Located in Jamerson Athletic Center, the 5,000 square foot weight room was officially dedicated in September 1985 to Haren, a former Hokie football player and long-time supporter of the Virginia Tech Athletics Department.

Assisting Gentry in the weight room this year are three full-time assistant strength and conditioning coaches: Jay Johnson, Ph.D., assistant director of strength and conditioning, Terry Mitchell, strength and conditioning coordinator of men's Olympic sports and Emily Chones, strength and conditioning coordinator for women's Olympic sports. Mitchell is responsible for working with the baseball team. Gentry also has the services of three graduate assistants – Erin O'Neil, Tim Ralph and Shannon Turly.

There's much more to athletic performance than weight training. Always striving to stay on the cutting edge, Virginia Tech has added two more services for its student-athletes in the past couple of years. At Tech, sports psychology and nutrition are also a part of the student-athlete's preparation – not just for game day, but also for life after college.



Mike Gentry

Chris Winterfeldt works out in the Haren Weight Room.



Terry Mitchell (r) spots for third baseman John West.

The Training Edge

In addition to her responsibilities as coordinator of student life, Amy Freel is the athletics department's sports nutritionist.

Freel works one-on-one with student-athletes to provide them with information that they need on their diet. She also provides individual players with diet counseling on issues such as gaining lean muscle mass, losing body fat, and how to eat to improve performance. The sports nutritionist works with the "Training Edge," a dining option for health-conscious students and athletes, to design menus for training tables and daily menu selections.

Sports Psychology

A new addition to the athletics department as of August 2000 is sports psychology. The licensed psychologists, Dr. Brenna Chirby, Dr. Gary Bennett, and Dr. Robert Miller, associate director of the Thomas E. Cook Counseling Center, counsel student-athletes either individually or as a team.

"I've always felt that (sports psychology) was an important element. We want to be a holistic model of an

athletics department and we wanted to and needed to include sports psychology in that model," Gentry says.

"These are great resources for our coaches and our athletes," Gentry adds. "We've improved a lot in areas of strength and conditioning, nutrition and in sports psychology. It's all about becoming a well-rounded athletic program and helping student-athletes. We want to give them all the resources we can to put them in a position to be successful."

Student-Athlete Support

Sports Medicine


The Virginia Tech Sports Medicine Department, under the leadership of Dr. Duane Lagan, director of sports medicine, and Mike Goforth, director of athletic training, is constantly evolving to incorporate new ideas and state-of-the-art resources for the betterment of student-athletes. A staff including general practitioners, orthopedic surgeons, certified athletic trainers, physical therapists, chiropractors, massage therapists, sports psychologists, nutritionists and orthotists, are available to manage the health care of athletes.

As part of the evolution, the department is completing the first year of development

and data collection for a strategic health care planning grant. The purpose of the grant is to develop a multidisciplinary model for Division I health care.

"Our goal with this program is to formally provide our athletes with the most effective and efficient health care delivery system possible," Goforth says. "This grant will serve as a framework for universities across the country to provide high-level health care services for their athletes."

Another aspect of this constantly evolving department is a new athletic training room in the Jamerson



Dr. Duane Lagan



Mike Goforth

Athletic Center. When completed, the 4,300 square foot Eddie Ferrell Memorial Training Room will consolidate existing training rooms in the Merryman Center and Cassell Coliseum. The new facility gives the training staff a centralized area to care for the needs of all Virginia Tech student-athletes.

The new room, which will nearly double the size of the current Merryman Center facility, will also allow that

training room to be used for physical therapy, chiropractic care and massage therapy. When completed, Virginia Tech will have more than 10,000 square feet dedicated to sports medicine, placing Tech in the top five percent nationally.

The range of benefits athletes have access to include custom orthotics, custom mouth guards, specialized prophylactic bracing and many other options to help prevent or protect them from injuries. The sports medicine staff also takes great pride in treating the athlete year-round.

Dr. Lagan, along with Goforth, team orthopedic surgeon Dr. Marc Siegel and athletic trainer Jimmy Lawrence, care for the needs of Tech's baseball players. Lawrence attends practices and travels with the team.

Student Life

The Office of Student Life at Virginia Tech provides assistance to student-athletes in a number of areas. This office, run by director of student life Jermaine Holmes, and coordinator of student life Amy Freel, is dedicated to enhancing the quality of the student-athlete experience through many programs it implements.

Holmes is in his third year as the director of student life. He oversees the day to day operation of the office of student life, directs the HiTOPS CHAMPS/Life Skills Program and serves on various student-related committees on campus.

Freel is in her third year as the coordinator of student life at Virginia Tech. Freel serves as the community service coordinator and assists with the development and implementation of alcohol, tobacco, and drug awareness programs.



Jermaine Holmes



Amy Freel

Student Life Programs

HiTOPS CHAMPS/Life Skills

HiTOPS (Hokies Turning Opportunities Into Personal Success) provides a well-rounded program for student-athletes to develop the individual skills necessary to lead successful and productive lives.

This program's goal is to enhance five areas of commitments that are vital to personal growth of student-athletes. Those areas are: service; academic excellence; career development; athletic excellence; and personal development.

Hokies With Heart

Hokies With Heart is a program of the Office of Student Life which promotes involvement of student-athletes in community service activities. In the past year, Virginia Tech athletes were involved in over 45 community service projects.

VT-SAAC


Virginia Tech Student-Athlete Advisory Committee (VT-SAAC) promotes effective communication between athletic administration and student-athletes to better serve their needs. The program is completely run by student-athletes and each team has two representatives.

This program also encourages involvement of student-athletes on campus and in the community. The student-athletes help to design and provide programs that encourage academic success, health promotion, social responsibility and general awareness.

Outstanding Student-Athletes

Each month, the Office of Student Life awards recognition to a student-athlete for their participation in community service projects and their dedication to the "Hokies with Heart" program.

Blacksburg, Virginia College Town, USA



Whether it is downtown Blacksburg or the nearby Cascades, the area around Virginia Tech is charming and pleasant.

One of America's best college towns, Blacksburg is a perfect setting for Virginia Tech.

Located in Southwest Virginia on a plateau between the Blue Ridge and Alleghany Mountains, Blacksburg combines the laid-back lifestyle of a small town with the amenities one would expect to find around a major center of higher education. Together, the town and university have worked hard to

create a progressive community that ranks among the nation's elite living environments.

Virginia Tech and the town of Blacksburg gained national and international attention by creating the world's first "electronic village." Businesses and industries have been drawn by the potential of the quaint town. So have people, according to *Rand McNally*, which ranks Blacksburg among the top 20

retirement locations in the United States.

Established in 1798 by John and William Black, the town is surrounded by scenic mountain views that accentuate the area. The nearly 36,000 residents (including students) enjoy a close proximity to a variety of recreation areas such as the Blue Ridge Parkway, Appalachian Trail, Claytor Lake and the New River. The region features a moderate

climate and four distinct seasons. Blacksburg's location (adjacent to major interstate highways) provides convenient access to most points in the southern and eastern parts of the country.

More information on Blacksburg can be found on the web site of the Blacksburg Electronic Village, www.bev.net or the town's web site, www.blacksburg.va.us.

English Field

A Great Campus Setting for Baseball

Scenic English Field provides Virginia Tech with a first-class campus setting for college baseball. The field, which was officially dedicated during a special ceremony on April 8, 1989, is named for the late E.R. 'Red' English and his wife, Ruth, who provided financial support for construction of the field.

Located at the intersection of Rt. 314 and Duckpond Drive, English Field features 778 permanent chair-back seats in its concrete stands. The seats were made possible through a contribution to the Virginia Tech Athletic Fund by an anonymous donor. The stands also include easy-access handicapped sections, which are located at the top of the stands on each side of the center section.

A permanent press box was completed in January,

1997. The two-story building located at the top of the stands behind home plate provides a convenient working area for media, as well as two broadcast booths. It also houses a concession stand and restrooms.

One of the most popular features of English Field is "The Hill", a grass-covered bank along the left field line where baseball fans can continue the Tech tradition of sunbathing while watching the Hokies.

The field, which was constructed by the S. Lewis Lionberger Company, has dimensions of 330 feet down the lines, 375 feet in the power alleys and 400 feet to center field. The natural grass surface is composed of a mixture of rye and bluegrass. The field has a built-in slope for drainage and features a modern computerized irrigation system.

Other features include spacious dugouts faced with Hokie stone, bullpens that are located beside each dugout, a practice hitting facility along the right field line, a modern scoreboard and steel fencing covered with green plastic to prevent injury. Future plans call for lighting, security fencing and a parking lot. The landscaping also allows for further expansion of the stands as needed.

E.R. English, a native of Altavista, Va., played as an offensive and defensive guard on Virginia Tech football teams from 1930-34 and graduated from Virginia Tech in 1934. English contributed to Tech athletics for over 50 years and was one of the founders in 1949 of The Student Aid Association. He served as president of that organization two of its first three years. English received the most outstanding alumni

award at Tech in 1984.

Through a generous gift from alumnus George Sampson, the home team dugout was named for long-time Tech baseball coach G.F. 'Red' Laird during a ceremony on April 12, 1991. Laird recruited and coached Sampson at Tech.

The Hokies opened play at their new home with a 7-2 victory against George Mason University on March 22, 1989 and went on to post a 17-7 record during their first season in the facility. Tech compiled a 15-7 home record last season, bringing its 13-year mark at English Field to 220 wins, 81 losses and three ties.

Prior to the opening of English Field, Tech played its home baseball games at Tech Park, where it compiled a 431-122-1 record over 34 seasons.



ENGLISH FIELD



The 2002 Virginia Tech Baseball Team: Front row (l to r) — Mike Williams, Jed English, Brad Bauder, Chris Winterfeldt, Ryan Murphy, Drew Henigin, Jimmy Gulden, Matt Kalish, Spencer Harris; Second row (l to r) — Mike Crisci, Marc Tugwell, Chris Hutchison, Brian Copeland, John West, Pat Pinkman, Chip Runyon, Jason Bush, Seth Bandy, Tom Blaszak; Back row (l to r) — Wyatt Toregas, Brett Cory, Chris Stanton, Joe Saunders, Josh Biber, Matt Dalton, David Londrey, Jeff Landing, Eric Jones, Jeff Monaco, David McDonald.



2002 Virginia Tech Baseball Schedule

FEBRUARY

Sun	Mon	Tue	Wed	Thu	Fri	Sat
					1	2
3	4	5	6	7	8	9
10	11	12	13	14	15	16
17	18	19	20	21	22	23
24	25	26	27	28	at W. Carolina Charleston, SC 1:30 p.m.	The Citadel Charleston, SC 5 p.m.
Old Dominion Charleston, SC 1:30 p.m.			at James Madison 2:30 p.m.			

MARCH


Sun	Mon	Tue	Wed	Thu	Fri	Sat
					1	2
3	4	5	6	7	8	9
10	11	12	13	14	15	16
17	18	19	20	21	22	23
24	25	26	27	28	29	30
31						

APRIL


Sun	Mon	Tue	Wed	Thu	Fri	Sat
	1	2	3	4	5	6
7	8	9	10	11	12	13
14	15	16	17	18	19	20
21	22	23	24	25	26	27
28	29	30				

MAY

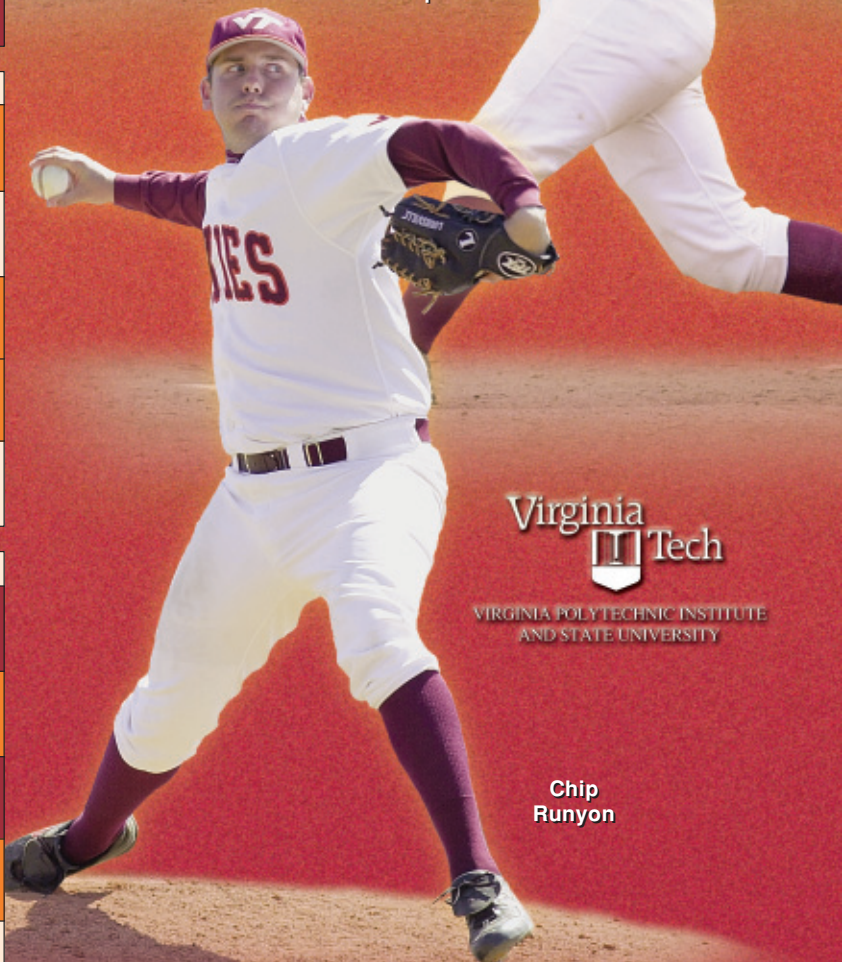
Sun	Mon	Tue	Wed	Thu	Fri	Sat
			1	2	3	4
5	6	7	8	9	10	11
12	13	14	15	16	17	18
19	20	21	22	23	24	25
26	27	28	29	30	31	



Pat Pinkman



Brian Copeland



Chip Runyon



VIRGINIA POLYTECHNIC INSTITUTE AND STATE UNIVERSITY